



2017-18 PRODUCT AND APPLICATION GUIDE

TRUCK, SUV, AND JEEP • POWERSPORTS • INDUSTRIAL AND COMMERCIAL





THERE IS NO SHORTCUT TO PERFECTION

The red WARN® badge says you're equipped to handle anything, ready to conquer any challenge that may come your way. That badge has stood for off-road excellence for nearly 70 years. During that time, we haven't stopped innovating or striving for perfection.

At WARN, we pour our effort and our thirst for adventure into every product we make. You better believe American pride runs deep here in Clackamas, Oregon. Here a small army of engineers, technicians, machinists, and assemblers design and refine WARN products—bringing them as close to perfection as possible. Their work is backed up by legendary quality control that doesn't just stand up to rigid WARN standards—it lives up to the toughest demands of the world's top vehicle manufacturers and military suppliers. How do we know? Because they've partnered with Warn for decades.

This quest for peerless reliability—this WARN difference—will be around as long as WARN Industries is in business—at least another 70 years.





IP68 = WATERPROOF
 An IP (Ingress Protection) rating is a standard showing how dirt and water gets into a product. In this case, our ZEON and ZEON Platinum winches are IP68 rated. The 6 stands for its resistance to dirt and sand (no ingress of dust); the 8 stands for its resistance to water, and 8 in this case means it can be underwater for 30 minutes at depths of up to 1 meter.

TECH TIP

TABLE OF CONTENTS

TRUCK & SUV

| | |
|--------------------|-------|
| Winches | |
| ZEON Platinum..... | 8-10 |
| ZEON..... | 14-16 |
| VR..... | 20-23 |
| 16.5ti..... | 26 |
| M15..... | 28 |
| M12..... | 29 |
| PowerPlant..... | 32-33 |
| 9.5xp..... | 34 |
| 9.5cti..... | 35 |
| 9.0Rc..... | 36 |
| XD9..... | 38 |
| XD9i..... | 38 |
| M8000..... | 39 |
| M8274-50..... | 41 |

Winch Accessories

| | |
|-----------------------------|-------|
| Epic Accessory Kits..... | 44 |
| Winch Accessory Kits..... | 45 |
| Rigging Straps..... | 46 |
| Snatch Blocks..... | 47 |
| Shackles..... | 47 |
| Fairleads..... | 48 |
| Tow Hooks..... | 48 |
| Epic Hook..... | 48 |
| Wireless Control..... | 50 |
| Corded Remote..... | 50 |
| ZEON Accessories..... | 51 |
| Electrical Connections..... | 51 |
| Spydura Synthetic Rope..... | 53 |
| Winch Damper..... | 54 |
| Steel Rope..... | 55 |
| Hook Strap..... | 55 |
| Gloves..... | 55 |
| Winch Covers..... | 56-57 |

Bumpers/Mounting Systems/Body Armor

| | |
|----------------------------|-------|
| Ascent..... | 60-63 |
| HD Bumper..... | 64 |
| Hidden Kits..... | 65 |
| Gen II Trans4mer..... | 66-67 |
| Trans4mer..... | 69 |
| Elite Bumper..... | 70-71 |
| Rock Crawler Bumper..... | 72-73 |
| Winch Mounting Plates..... | 74 |
| Body Armor..... | 75 |
| Multi-Mount..... | 76-77 |
| Bumpers for Toyota..... | 77 |

4WD Hubs

| | |
|---------------------------------------|-------|
| Premium Hubs for Ford Super Duty..... | 80-81 |
| Premium Manual Hubs..... | 80-81 |
| Standard Manual Hubs..... | 80-81 |

Application Charts

| | |
|------------------------------|---------|
| Chevrolet/GMC..... | 122-124 |
| Dodge/Ram..... | 125-126 |
| Ford..... | 127-129 |
| Hummer..... | 129 |
| International Harvester..... | 129 |
| Isuzu..... | 129 |
| Jeep..... | 130-131 |
| Kia..... | 131 |
| Mazda..... | 131 |
| Nissan..... | 132 |
| Suzuki..... | 132 |
| Toyota..... | 132-133 |

POWERSPORTS

Winches

| | |
|--------------------|-------|
| ProVantage..... | 84-86 |
| Vantage..... | 90-92 |
| XT17 Portable..... | 94 |

Bumpers/Mounting Systems/Body Armor

| | |
|------------------------------|----|
| Body Armor..... | 94 |
| ATV/Side X Side Bumpers..... | 95 |
| Winch Mounting Kits..... | 95 |
| Multi-Mount..... | 95 |

Winch Accessories

| | |
|-----------------------------|----|
| Epic Accessories..... | 96 |
| Winch Accessory Kits..... | 97 |
| Rigging Straps..... | 97 |
| Snatch Blocks..... | 97 |
| Shackles..... | 97 |
| Winch Remote..... | 97 |
| Electrical Connections..... | 97 |
| Winch Covers..... | 97 |
| Fairleads..... | 98 |
| Synthetic Rope..... | 98 |

Plow Systems

| | |
|---------------------------------|---------|
| ProVantage ATV Plow System..... | 102-103 |
| Standard Plow System..... | 104 |
| ProVantage SXS Plow System..... | 105 |
| Plow Accessories..... | 106-107 |

Application Charts

| | |
|-----------------|------------------|
| Arctic Cat..... | 135, 141 |
| Can-Am/BRP..... | 136, 141 |
| Honda..... | 137, 141 |
| Kawasaki..... | 137, 142 |
| Kubota..... | 138 |
| Kymco..... | 138 |
| Polaris..... | 138-139, 142-143 |
| Suzuki..... | 140, 143 |
| Yamaha..... | 140, 143 |

UTILITY/COMMERCIAL

PullzAll/Winches

| | |
|---------------------------------|-----|
| Corded & Cordless PullzAll..... | 110 |
| Drill Winch..... | 111 |
| 4700 DC..... | 112 |
| 4000 DC..... | 112 |
| 2000 DC..... | 113 |
| 3000 ACI..... | 114 |
| 1500 AC..... | 114 |
| 1000 AC..... | 115 |

Accessories

| | |
|-----------------------------|-----|
| PullzAll Rigging Kit..... | 116 |
| PullzAll Battery..... | 116 |
| PullzAll Charger..... | 116 |
| Winch Remote..... | 117 |
| Winch Rigging Kit..... | 117 |
| Fairleads..... | 117 |
| Mounting Plates..... | 117 |
| Electrical Connections..... | 117 |
| Winch Covers..... | 117 |

INDUSTRIAL

Hydraulic Winches

| | |
|----------------|-----|
| Series XL..... | 119 |
| Series 18..... | 119 |
| Series 15..... | 119 |
| Series 12..... | 119 |
| Series 9..... | 119 |
| Series 6..... | 119 |

DC Electric Winches

| | |
|-------------------|-----|
| Series 18 DC..... | 119 |
| Series 15 DC..... | 119 |
| Series 12 DC..... | 119 |
| Series 9DC..... | 119 |

Severe Duty Winches

| | |
|----------------------------------|-----|
| Severe Duty 18..... | 120 |
| Severe Duty 12 Deep Fording..... | 120 |

Planetary Gear Hoists

| | |
|----------------|-----|
| DC4000..... | 120 |
| DC3000..... | 120 |
| DC2500..... | 120 |
| DC2000 LF..... | 120 |
| DC2000 MF..... | 120 |
| DC1600..... | 120 |
| DC1200..... | 120 |
| DC1000..... | 120 |
| DC800..... | 120 |
| HY3000..... | 120 |
| HY2000..... | 120 |

YOUR JOB: GETTING THERE. OUR JOB: GETTING YOU BACK.

We build our products with a focus on self-reliance. We also understand your different requirements when it comes to selecting the right product for your vehicle. That's why we offer a wide variety of winches to fit nearly every need and budget. Whether it's an agile trail rig, a work truck, or something in between, our winches will help you go prepared for whatever lies ahead.



STANDARD DUTY SERIES

- Authentic, reliable design evolved through decades of winching know-how
- A modern take on classic WARN engineering, testing, and quality; perfect for a variety of vehicles
- Class-leading features, such as waterproof Albright contactor, at a price that won't break the bank
- Same great limited lifetime warranty as all of our other winches



PREMIUM SERIES

- Often copied, but never duplicated—ZEON sets the bar for the winching market
- Excellent durability, style, and performance for the off-road enthusiast
- Full IP68 waterproofing for every condition
- Advanced design, rugged durability, all built with premium components
- Built to last with all the performance serious off-roaders need



ULTIMATE PERFORMANCE SERIES

- Unmatched technology and control: ZEON Platinum redefines the future of winching
- No-compromise construction, world-class performance for the users who want the ultimate winch
- Full IP68 waterproofing for every condition
- Remote clutch, Advanced Wireless Control, and the ability to plug 12V accessories directly into the winch
- The combination of features and performance means easier, quicker recoveries



HEAVYWEIGHT SERIES

- Heavy-duty winches built to pull the biggest trucks out of the muck, or move the heaviest loads with ease
- Perfect for the full-size truck user who is on the job, on the trail, or at their favorite hunting spot
- Large-frame architecture built to withstand heavy stress over time
- Now available with lightweight, easy-to-handle Spydura synthetic rope



CLASSIC/SPECIALTY SERIES

- Time-tested crowd favorites and winches made to fill a unique niche
- Modern classics designed for a host of vehicles, from pickups to rock crawlers
- Much-loved winches including the tried-and-true M8 and iconic M8274-50
- Unique winches, such as the PowerPlant with on-board air compressor, and 9.0RC for rock sports

| | STANDARD DUTY SERIES | PREMIUM SERIES | ULTIMATE PERFORMANCE SERIES | HEAVYWEIGHT SERIES | WARN DELIVERS |
|------------------------------------|--|--|--|---|--|
| FEATURES | | | | | |
| Available Capacities (lbs.) | 8,000, 10,000, and 12,000 | 8,000, 10,000, and 12,000 | 10,000 and 12,000 | 12,000, 15,000, and 16,500 | For anything between a 2-door Jeep JK up to 1/2-ton pickups, stick with Standard, Premium, or Ultimate Performance Series. For 3/4-ton and 1-ton full-size trucks, count on the Heavyweight Series to perform under severe stresses and high shock loads |
| Suitable Vehicles | SUVs and trucks with GVWR* of up-to 8,000 lbs. Recommended winch capacity = 1.5 x GVWR | SUVs and trucks with GVWR* of up-to 8,000 lbs. Recommended winch capacity = 1.5 x GVWR | SUVs and trucks with GVWR* of up-to 8,000 lbs. Recommended winch capacity = 1.5 x GVWR | Large SUVs & trucks with GVWR* of up-to 11,000 lbs. Recommended winch capacity = 1.5 x GVWR | Keep your gear and other on-vehicle accessories in mind when calculating actual GVWR. Bumpers, tire carriers, roof racks, and larger wheels and tires can quickly add weight |
| Anchoring System | Drum flange screw and thimble | Patented through-drum technology | Patented through-drum technology | Drum flange screw and thimble | The patented through-drum anchor system is up-to 50 times stronger than the traditional flange screw and thimble. Be mindful to leave at least 5 full wraps on the drum before winching |
| Motor and Gear Train Armor | None | Full metal armor | Full metal armor | None | Metal casing protects vital components from impact and damage on hardcore obstacles |
| Control Pack Material | Impact-resistant composite | Full metal armor | Full metal armor | Plastic on M12 and M15. Metal on 16.5Ti | Metal casing protects vital components from impact and damage on hardcore obstacles |
| Wiring | Traditional motor terminals | Automotive OE—grade bus bar | Automotive OE—grade bus bar | Traditional motor terminals | Automotive OE-grade bus bar hides unsightly wires and provides superior connection |
| Remote Control | Traditional design remote toggle switch | IP68 Waterproof ergonomic remote with large rocker switch | IP68 Waterproof Advanced wireless control | IP68 Waterproof ergonomic remote with large rocker switch | Wireless clutch activation can save substantial amount of time during critical recovery operations. They are used and proven in grueling off-road races world-wide |
| Performance Sensors | None | None | Actively monitors winch temperature and vehicle battery condition | None | Advanced Platinum technology provides live information, delivering confidence and control to the end user |
| Clutching Mechanism | Manual lever operation | Manual lever operation | Automatic operation via wireless remote | Manual lever operation | No need to go back to the vehicle to engage the geartrain. Can cut recovery time in half |
| Clutch Lever | Black easy-grip handle | Stainless steel easy-grip handle | None (Remote-operated clutch) | Polished silver bent bar handle | All handles are stylized to compliment the product and are easy to handle, even with gloves on |
| Auxiliary Plug-In | None | None | 2 auxiliary accessories, control via wireless remote | None | Platinum technology allows easy-install and wireless control of 2 accessories, e.g. lighting |
| Synthetic Rope | Standard Duty synthetic rope | Spydura and Spydura Pro synthetic rope | Spydura and Spydura Pro synthetic rope | Spydura and Spydura Pro synthetic rope | Proprietary Spydura synthetic rope delivers 15% greater strength and 50% greater durability. Spydura Pro offers best strength and durability for any winch in its class, up to 3 times stronger than competitors' products |
| Hawse Fairlead | Cast ductile iron | Cast aluminum | Cast aluminum | Cast aluminum | Cast Aluminum fairlead features superior surface finish smoothness and corrosion resistance |
| Brake System | 3-segment mechanical cone brake | 6-segment mechanical cone brake | 3-segment mechanical cone brake with a steel sleeve | 3-segment mechanical cone brake | Platinum's unique design allows for increased line speed over the ZEON |
| Winch Structural Bracing | Tie plate | Tie plate | Tie plate | Tie rods | Tie plates offer stronger structure but are not compatible with winch cable tensioners found in the industrial market |
| Final Point of Assembly | Warn-exclusive partner in China | Warn facility in Oregon, USA | Warn facility in Oregon, USA | Warn facility in Oregon, USA | All winches are 100% designed and engineered in US. |

* Gross Vehicle Weight Rating

| | STANDARD DUTY SERIES | PREMIUM SERIES | ULTIMATE PERFORMANCE SERIES | HEAVYWEIGHT SERIES | WARN DELIVERS |
|---------------------------------|--|---|---|---|--|
| SPECIFICATIONS | | | | | |
| Winch Drum | 2.5"-2.625" diameter welded steel drum | 3.15" diameter aluminum or zinc-alloy drum | 3.15" diameter zinc-alloy drum | 3.5" diameter welded steel drum | The larger the drum diameter, the less stress the rope will see. Both the aluminum and zinc-alloy drums dissipate heat quicker than welded steel drums, providing greater protection for your synthetic rope |
| Weight | 54-76 lbs. | 75-98 lbs. | 83-98 lbs. | 89-138 lbs. | Synthetic rope can save up to 25 lbs. |
| Dimensions (L x D x H) | Integrated Configuration: VR8 and VR10: 20.8" x 6.3" x 9.8" VR12: 21.9" x 6.3" x 9.8" | Integrated Configuration: 24.3" x 7.2" x 10.6" | Integrated Configuration: 24.3" x 7.2" x 10.6" | With Control Pack: M-12 and M-15: 25.2" x 8.5" x 11" 16.5Ti: 24.2" x 8.5" x 9.7" | Winches can be mounted with the control pack attached or relocated based on application and desired styling. Some products will require a relocation kit. Please consult the product guide |
| Low Profile Height | 7.1" (without control pack) | 7.9" (without control pack) | 7.9" (without control pack) | 8.6" (without control pack) | |
| Mounting Pattern | 10" x 4.5" | 10" x 4.5" | 10" x 4.5" | 10" x 4.5" | A majority of WARN SUV/Truck winches share the same mounting pattern |
| PERFORMANCE | | | | | |
| No Load Line Speed | 28.4 (VR12, 12-S) 26 ft/min (VR10, 10-S) 29 ft/min (VR8, 8-S) | 28.1 ft/min (ZEON 12, 12-S) 33 ft/min (ZEON 10, 10-S) 35 ft/min (ZEON 8, 8-S) | 33 ft/min (12, 12-S Platinum) 44 ft/min (10, 10-S Platinum) | 23.6 ft/min (16.5Ti, ti-S) 22.2 ft/min (M15, M15-S) 30 ft/min (M12, M12-S) | ZEON Platinum has a 70% faster no-load line speed than VR, 33% vs. ZEON for rapid recovery |
| Full Load Line Speed | 3.6 ft/min (VR12, 12-S) 2.3 ft/min (VR10, 10-S) 4.8 ft/min (VR8, 8-S) | 3.1 ft/min (ZEON 12, 12-S) 4.8 ft/min (ZEON 10, 10-S) 6.2 ft/min (ZEON 8, 8-S) | 4.5 ft/min (12, 12-S Platinum) 5.5 ft/min (10, 10-S Platinum) | 3.2 ft/min (16.5Ti, ti-S) 2.5 ft/min (M15, 15-S) 3.9 ft/min (M12, 12-S) | More than twice full-load line speed than VR and 17% faster than ZEON for rapid recovery |
| No Load Motor Current | 65 amps (VR12, 12-S) 66 amps (VR10, 10-S) 69 amps (VR8, 8-S) | 50 amps (ZEON 12, 12-S) 62 amps (ZEON 10, 10-S) 63 amps (ZEON 8, 8-S) | 57 amps (12, 12-S Platinum) 55 amps (10, 10-S Platinum) | 68 amps (16.5Ti, ti-S) 67 amps (M15, 15-S) 67 amps (M12, 12-S) | Lower amp draw delivers greater efficiency and longer motor life |
| Rated Load Motor Current | 457 amps (VR12, 12-S) 502 amps (VR8, 10-S) 457 amps (VR8, 8-S) | 438 amps (ZEON 12, 12-S) 409 amps (ZEON 10, 10-S) 413 amps (ZEON 8, 8-S) | 446 amps (12, 12-S Platinum) 465 amps (10, 10-S Platinum) | 460 amps (M15, 15-S) 440 amps (M12, 12-S) | Lower amps means more sustained pulling power without draining your battery |
| Corrosion Resistance | 204 hr salt spray test | 408 hr salt spray test | 408 hr salt spray test | 408 hr salt spray test | Tougher coating = twice the corrosion-resistance |
| Ingress Protection | Winch is dust tight, weather-resistant, with IP68 waterproof electrical contactor | Entire winch unit is rated IP68 waterproof, for submersible operation, including remote | Entire winch unit is rated IP68 waterproof, for submersible operation, including remote | Winch is dust tight, weather-resistant, with IP68 waterproof electrical contactor | ZEON and Platinum feature fewer points of water/debris entry, superior sealing, and total protection from the elements |
| Motor | Standard-duty WARN-engineered motor | High-performance, high-efficiency motor, exclusive to ZEON | Highest-performance motor exclusive to the Platinum | High-performance motor exclusive to the Heavyweights | Motor is one area that sets us apart. Make sure to run your winch every few months to ensure that parts are being lubricated and the electrical contacts are sound. |
| Geartrain Durability | ★★★ | ★★★★ | ★★★★★ | ★★★★★ | The Platinum and Heavyweight features our most robust, highest durability gear train |
| WARRANTY | | | | | |
| Mechanical | Limited Lifetime | Limited Lifetime | Limited Lifetime | Limited Lifetime | Best warranty in the industry, backed by a fully staffed, US-based customer service |
| Electrical | 7 Years | 7 Years | 7 Years | 7 Years | |

WARN ULTIMATE PERFORMANCE WINCHES



THE PERFECT COMPANION FOR YOUR SENSE OF ADVENTURE

From the top of Alaska's remote Dalton Highway to the tip of Tierra del Fuego, adventure-seeking overlanders trust the ultra-reliable WARN Ultimate Performance Winch: ZEON Platinum. It's the pinnacle of WARN winch technology (and anyone else's for that matter). Make no mistake: this is the top of the winching food chain. Go ahead. Start checking off your bucket list, however challenging it may be.





WARN ZEON PLATINUM

Pulling Winching Into the 21st Century

With state-of-the-art features, cutting-edge technology, and world-class engineering, the ZEON Platinum is the future of winching. The one-of-a-kind Advanced Wireless Remote controls the clutch, power in/power out, plus it displays motor temperature and vehicle battery info. It also can control two 12-volt accessories, which can be plugged directly into the winch.

- High-speed motor and unique gear train provides 33% faster line speed and increased durability
- Plug two 12V accessories directly into the winch and control with remote—no drilling through the firewall
- Full IP68 waterproofing keeps water and the elements out
- Large diameter drum reduces rope wear, dissipates brake heat, and features a unique rope anchor system for strength
- Convertible control pack for upright or low-profile mounting options
- Best-in-class cone brake; holds the winch's full-rated load
- Available in 10,000 lb. and 12,000 lb. capacities with lightweight, easy-to-handle Spydura synthetic rope or durable steel rope
- Industry-leading warranty: Limited lifetime (mechanical components); seven year (electrical components)

The WARN ZEON Platinum winches offer the advanced technology and ultimate performance for those who eat, sleep, and dream of adventure.

92820 ZEON 12 Platinum includes 80' of 3/8" steel rope and roller fairlead

95960 ZEON 12-S Platinum includes 80' of 3/8" Spydura Pro synthetic rope and polished aluminum hawse fairlead

92810 ZEON 10 Platinum includes 80' of 3/8" steel rope and roller fairlead

92815 ZEON 10-S Platinum includes 100' of 3/8" Spydura synthetic rope and polished aluminum hawse fairlead

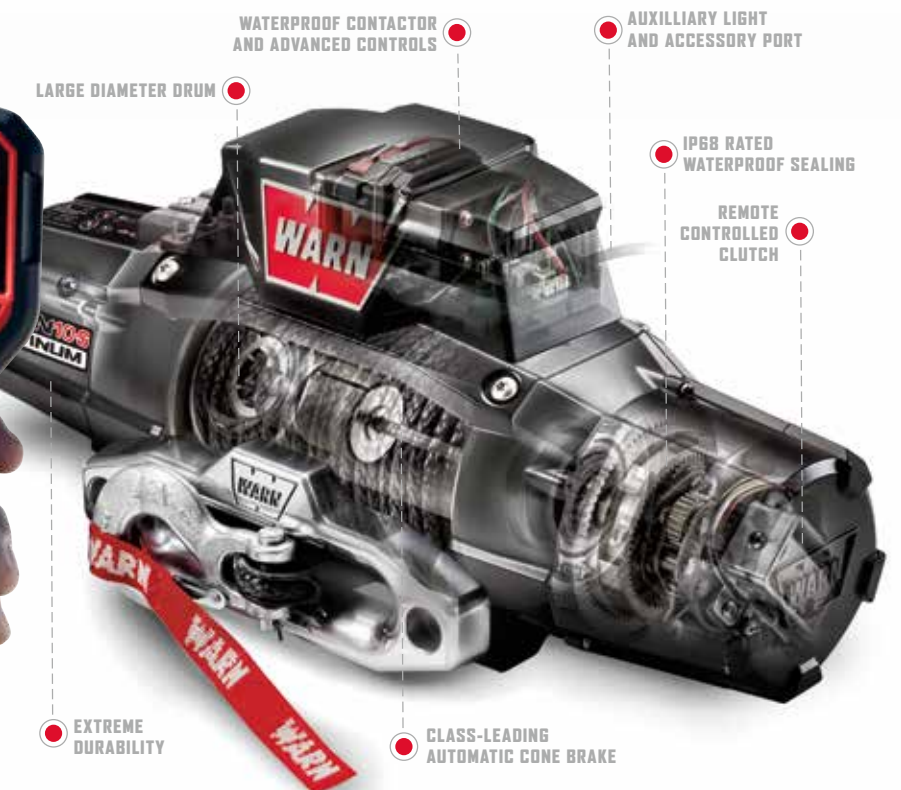


Advanced Wireless Remote

The Advanced Wireless Remote is no ordinary controller. It puts total control in the palm of your hand. It controls the winch, the clutch, and up to two 12V accessories, such as auxiliary lights. This sophisticated advanced remote controls operation of the remote clutch, winch drum, and much more.

- Now the clutch is in your hand, not on the winch
- Thermometrics—instant feedback on winch motor temperature
- Battery condition—monitor vehicle battery charge level
- Auxiliary controls—control the winch and up to two accessories. Tie in your lights or other auxiliary 12V gear
- Includes USB charging cable and car charger adapter

THE TOUGHEST, MOST TECHNOLOGICALLY ADVANCED WINCH ON THE TRAIL TODAY.



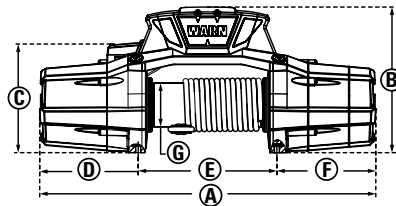


ZEON 12 AND 12-S PLATINUM

SPECIFICATIONS

Part numbers: 92820 (ZEON 12 Platinum), 95960 (ZEON 12-S Platinum)
Rated line pull: 12,000 lbs. (5443 kg) single-line
Motor: 12V DC, series wound
Electrical controls: Contactor
Remote Control: Advanced Wireless
Geartrain: 3-stage planetary
Gear ratio: 216:1
Clutch (freespooling): Rotating ring gear
Brake: Automatic mechanical cone
Drum diameter/Length: 3.15"/9.0" (80mm/229mm)
Rope: ZEON 12 Platinum: 3/8" x 80' (9.52mm x 24.38m) steel, ZEON 12-S Platinum: 3/8" x 80' (9.52mm x 24.38m) Spydura Pro™ synthetic
Fairlead: ZEON 12 Platinum: Roller, ZEON 12-S Platinum: Aluminum hawse
Recommended Battery: 650 CCA minimum for winching
Battery leads: 2 gauge, 72" (1.83m)
Finish: Satin-black powder coat
Weight: ZEON 12 Platinum: 106 lbs. (48 kg), ZEON 12-S Platinum: 80 lbs. (36 kg)
Warranty: Limited lifetime

DIMENSIONS



| | |
|---------------------------|--------------------------|
| A 24.25" (615.9mm) | E 10.0" (254.0mm) |
| B 10.5" (266.8mm) | F 7.14" (181.3mm) |
| C 7.84" (199.0mm) | G 3.15" (80.0mm) |
| D 7.11" (180.6mm) | |

Mounting bolt pattern: 10.0" x 4.5" (254.0mm x 114.3mm)

12V DC PERFORMANCE SPECS (first layer)

| Line Pull Lbs. (kg) | Line Speed Ft./min. (M/min.) | Motor Current | Pull by layer: layer/Lbs. (kg) |
|------------------------|------------------------------------|------------------|-----------------------------------|
| 0 | 32.9 (10.0) | 57 amps | 1/12000 (5440) |
| 2000 (910) | 15.1 (4.6) | 132 amps | 2/9895 (4488) |
| 4000 (1810) | 9.9 (3.0) | 200 amps | 3/8418 (3818) |
| 6000 (2720) | 8.9 (2.7) | 261 amps | 4/7325 (3323) |
| 8000 (3630) | 7.8 (2.4) | 321 amps | 5/6483 (2941) |
| 10000 (4536) | 5.4 (1.6) | 381 amps | |
| 12000 (5440) | 4.5 (1.4) | 446 amps | |

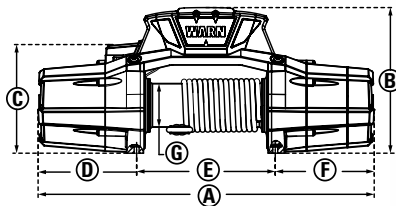


ZEON 10 AND 10-S PLATINUM

SPECIFICATIONS

Part numbers: 92810 (ZEON Platinum 10), 92815 (ZEON Platinum 10-S)
Rated line pull: 10,000 lbs. (4536 kg) single-line
Motor: 12V DC, series wound
Electrical controls: Contactor
Remote Control: Advanced Wireless
Geartrain: 3-stage planetary
Gear ratio: 162:1
Clutch (freespooling): Rotating ring gear
Brake: Automatic mechanical cone
Drum diameter/Length: 3.15"/9.0" (80mm/229mm)
Rope: ZEON Platinum 10: 3/8" x 80' (9.52mm x 24.38m) steel, ZEON Platinum 10-S: 3/8" x 100' (9.52mm x 30m) Spydura synthetic
Fairlead: ZEON 10 Platinum: Roller, ZEON 10-S Platinum: Aluminum hawse
Recommended Battery: 650 CCA minimum for winching
Battery leads: 2 gauge, 72" (1.83m)
Finish: Satin-black powder coat
Weight: ZEON 10 Platinum: 106 lbs. (48 kg), ZEON 10-S Platinum: 83 lbs. (38 kg)
Warranty: Limited lifetime

DIMENSIONS



| | |
|---------------------------|--------------------------|
| A 24.25" (615.9mm) | E 10.0" (254.0mm) |
| B 10.5" (266.8mm) | F 7.14" (181.3mm) |
| C 7.84" (199.0mm) | G 3.15" (80.0mm) |
| D 7.11" (180.6mm) | |

Mounting bolt pattern: 10.0" x 4.5" (254.0mm x 114.3mm)

12V DC PERFORMANCE SPECS (first layer)

| Line Pull Lbs. (kg) | Line Speed Ft./min. (M/min.) | Motor Current | Pull by layer: layer/Lbs. (kg) |
|------------------------|------------------------------------|------------------|-----------------------------------|
| 0 | 44 (13.4) | 55 amps | 1/10000 (4536) |
| 2000 (910) | 17.8 (5.42) | 149 amps | 2/8246 (3740) |
| 4000 (1810) | 12 (3.65) | 233 amps | 3/7015 (3182) |
| 6000 (2720) | 10.7 (3.3) | 311 amps | 4/6104 (2769) |
| 8000 (3630) | 7.5 (2.3) | 387 amps | 5/5402 (2450) |
| 10000 (4536) | 5.6 (1.7) | 465 amps | |

OPTIONAL ACCESSORIES FOR THE ZEON PLATINUM WINCH



Advanced Wireless Control Window Mount

Mount the ZEON Platinum wireless remote to your windshield or other smooth, flat, non-porous surface.

PN 94437



Control Pack Relocation Kit

Hardware and wiring required to mount the ZEON Platinum control box remotely from winch.

PN 89970 (Short kit 31")

PN 92193 (Long Kit 78")

Additional wiring (optional)

• Light harness kit (short) **PN 93373**

• Light harness kit (Long) **PN 93375**



TECH TIP

STAY THE TRAIL

Whenever you're on public lands, stay on the designated trails, pick up trash, and tread lightly. Respecting the land and the trails helps to keep them open to everyone, so please do your part.

WARN PREMIUM SERIES WINCHES

ZEON: ENABLING FEARLESSNESS WORLDWIDE

Rubicon. Sledgehammer. Hell's Revenge. Legendary trails are littered with the ghosts of lesser winches. But those are the kinds of places that salute the WARN Premium Series Winch: ZEON. As reliable as a swollen creek is fast, this winch stands as a top performer on the world's toughest trails.





WARN ZEON Advanced, Capable, and Strong

The WARN ZEON continues to redefine winching. ZEON is the premium winch line for trucks, Jeeps, and SUVs, and provides unmatched durability, performance, and style. These winches have become top sellers for a good reason: They've been the top choice of editors and off-roaders worldwide, and look as good as they perform.

- Automotive-grade busbars replace unsightly wires for greater electrical efficiency, superior connection, and a cleaner look
- Full metal armor protects vital components from impact and damage
- Twice the corrosion resistance of entry-level winches; rated to 408 hours in rigorous salt-spray tests
- 33 ft/min no-load line speed—27% faster than our Standard Duty winches
- Full IP68 waterproofing to keep water and the elements out
- Large diameter drum for longer rope life; unique and durable rope attachment point
- Convertible control pack for upright or low-profile mounting options
- Available in 8,000, 10,000, and 12,000 lb. capacities with lightweight, easy-to-handle Spydura synthetic rope or durable steel rope
- Industry-leading warranty: Limited lifetime (mechanical components); seven year (electrical components)

- 89120 ZEON 12**
80' of 3/8" steel rope and roller fairlead
- 90666 (24V) ZEON 12**
Roller fairlead; rope not included
- 95950 ZEON 12-S**
80' of 3/8" Spydura Pro synthetic rope and a polished aluminum hawse fairlead
- 88990 ZEON 10**
80' of 3/8" steel rope and roller fairlead
- 90665 (24V) ZEON 10**
Roller fairlead; rope not included
- 90340 ZEON 10 Multi-Mount**
80' of 3/8" steel rope, Multi-Mount carrier, steel hawse fairlead, and Quick Connect wiring
- 89611 ZEON 10-S**
100' of 3/8" Spydura synthetic rope and polished aluminum hawse fairlead
- 90360 ZEON 10-S Multi-Mount**
100' of 3/8" Spydura synthetic rope, Multi-Mount carrier, polished aluminum hawse fairlead, and Quick Connect wiring
- 88980 ZEON 8**
100' of 5/16" steel rope and roller fairlead
- 90260 ZEON 8 Multi-Mount**
100' of 5/16" steel rope, Multi-Mount carrier, steel hawse fairlead, and Quick Connect wiring
- 89305 ZEON 8-S**
100' of 3/8" Spydura synthetic rope and polished aluminum hawse fairlead
- 90330 ZEON 8-S Multi-Mount**
100' of 3/8" Spydura synthetic rope, Multi-Mount carrier, polished aluminum fairlead, and Quick Connect wiring

ZEON Multi-Mount Winch Mounting System

For those looking for added versatility with their winch, the WARN Multi-Mount system allows you to have a winch on the front or rear of the vehicle for maximum flexibility. Simply add the receiver to the front of the vehicle, and the Quick Connect wiring to the rear, and you're ready to go.




Control Pack Relocation Kit

Hardware and wiring required to mount control box remotely from winch.



PN 89970 (Short kit 31")
PN 89960 (Long Kit 78")

ALL THE PERFORMANCE FEATURES OFF-ROADERS NEED THE MOST



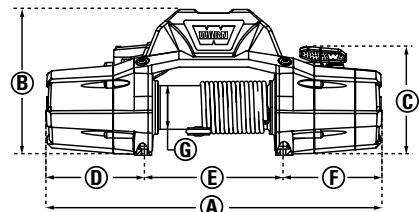


ZEON 12 AND 12-S

SPECIFICATIONS

Part numbers: 89120 (ZEON 12), 89120 (ZEON 12, 24V), 95950 (ZEON 12-S)
Rated line pull: 12,000 lbs. (5443 kg) single-line
Motor: 12V DC, series wound
Electrical controls: Contactor
Remote Control: Remote switch, 12' (3.7m) Lead
Geartrain: 3-stage planetary
Gear ratio: 216:1
Clutch (freespooling): Rotating ring gear
Brake: Automatic mechanical cone
Drum diameter/Length: 3.15"/9.0" (80mm/229mm)
Rope: ZEON 12: 3/8" x 80' (9.52mm x 24.38m) steel, ZEON 12 (24V): No rope included, ZEON 12-S: 3/8" x 80' (9.52mm x 24.38m) Spydura Pro™ synthetic
Fairlead: ZEON 12: Roller, ZEON 12-S: Aluminum hawse
Recommended Battery: 650 CCA minimum for winching
Battery leads: 2 gauge, 72" (1.83m)
Finish: Satin-black powder coat
Weight: ZEON 12: 103.5 lbs. (47 kg), ZEON 12 (24V): 82 lbs. (37 kg), ZEON 12-S: 83 lbs. (38 kg)
Warranty: Limited lifetime

DIMENSIONS



| | |
|---------------------------|--------------------------|
| A 24.25" (615.9mm) | E 10.0" (254.0mm) |
| B 10.5" (266.8mm) | F 7.14" (181.3mm) |
| C 7.84" (199.0mm) | G 3.15" (80.0mm) |
| D 7.11" (180.6mm) | |

Mounting bolt pattern: 10.0" x 4.5" (254.0mm x 114.3mm)

12V DC PERFORMANCE SPECS (first layer)

| Line Pull Lbs. (kg) | Line Speed Ft./min. (M/min.) | Motor Current | Pull by layer: layer/Lbs. (kg) |
|------------------------|------------------------------------|------------------|-----------------------------------|
| 0 | 28.1 (8.6) | 67 amps | 1/12000 (5440) |
| 2000 (910) | 14.2 (4.3) | 141 amps | 2/9895 (4488) |
| 4000 (1810) | 9.3 (2.8) | 209 amps | 3/8418 (3818) |
| 6000 (2720) | 7.8 (2.4) | 272 amps | 4/7325 (3323) |
| 8000 (3630) | 6.4 (2.0) | 336 amps | 5/6483 (2941) |
| 10000 (4536) | 4.3 (1.3) | 401 amps | |
| 12000 (5440) | 3.3 (1.0) | 469 amps | |

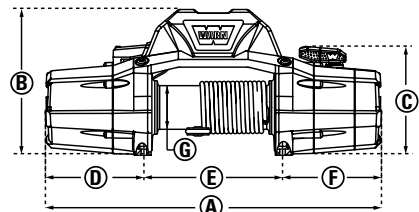


ZEON 10 AND 10-S

SPECIFICATIONS

Part numbers: 88990 (ZEON 10), 90665 (ZEON 10, 24V), 89611 (ZEON 10-S)
Rated line pull: 10,000 lbs. (4536 kg) single-line
Motor: 12V DC, series wound
Electrical controls: Contactor
Remote Control: Remote switch, 12' (3.7m) Lead
Geartrain: 3-stage planetary
Gear ratio: 216:1
Clutch (freespooling): Rotating ring gear
Brake: Automatic mechanical cone
Drum diameter/Length: 3.15"/9.0" (80mm/229mm)
Rope: ZEON 10: 3/8" x 80' (9.52mm x 24.38m) steel, ZEON 10 (24V): No rope included, ZEON 10-S: 3/8" x 100' (9.52mm x 30m) Spydura synthetic
Fairlead: ZEON 10: Roller, ZEON 10-S: Aluminum hawse
Recommended Battery: 650 CCA minimum for winching
Battery leads: 2 gauge, 72" (1.83m)
Finish: Satin-black powder coat
Weight: ZEON 10: 103.5 lbs. (47 kg), ZEON 10 (24V): 82 lbs. (37 kg), ZEON 10-S: 83 lbs. (38 kg)
Warranty: Limited lifetime

DIMENSIONS



| | |
|---------------------------|--------------------------|
| A 24.25" (615.9mm) | E 10.0" (254.0mm) |
| B 10.5" (266.8mm) | F 7.14" (181.3mm) |
| C 7.84" (199.0mm) | G 3.15" (80.0mm) |
| D 7.11" (180.6mm) | |

Mounting bolt pattern: 10.0" x 4.5" (254.0mm x 114.3mm)

12V DC PERFORMANCE SPECS (first layer)

| Line Pull Lbs. (kg) | Line Speed Ft./min. (M/min.) | Motor Current | Pull by layer: layer/Lbs. (kg) |
|------------------------|------------------------------------|------------------|-----------------------------------|
| 0 | 33 (10.27) | 62 amps | 1/10000 (4536) |
| 2000 (910) | 14.9 (4.5) | 144 amps | 2/8246 (3740) |
| 4000 (1810) | 11.2 (3.4) | 215 amps | 3/7015 (3182) |
| 6000 (2720) | 8.5 (2.6) | 380 amps | 4/6104 (2769) |
| 8000 (3630) | 6.5 (2.0) | 353 amps | 5/5402 (2450) |
| 10000 (4536) | 4.8 (1.5) | 409 amps | |

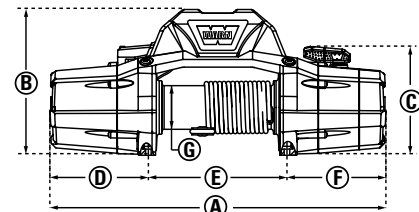


ZEON 8 AND 8-S

SPECIFICATIONS

Part numbers: 88980 (ZEON 8), 89305 (ZEON 8-S)
Rated line pull: 8,000 lbs. (3630 kg) single-line
Motor: 12V DC, series wound
Electrical controls: Contactor
Remote Control: Remote switch, 12' (3.7m) lead
Geartrain: 3-stage planetary
Gear ratio: 162:1
Clutch (freespooling): Rotating ring gear
Brake: Automatic mechanical cone
Drum diameter/Length: 3.15"/9.0" (80mm/229mm)
Rope: ZEON 8, 5/16" x 100' (8mm x 30.5m) steel
ZEON 8-S, 3/8" x 100' (9.52mm x 30.5m) Spydura synthetic
Fairlead: ZEON 8: Roller, ZEON 8-S: Aluminum hawse
Recommended Battery: 650 CCA minimum for winching
Battery leads: 2 gauge, 72" (1.83m)
Finish: Satin-black powder coat
Weight: ZEON 8: 99 lbs. (45 kg), ZEON 8-S: 80 lbs. (36 kg)
Warranty: Limited lifetime

DIMENSIONS



| | |
|---------------------------|--------------------------|
| A 24.25" (615.9mm) | E 10.0" (254.0mm) |
| B 10.5" (266.8mm) | F 7.14" (181.3mm) |
| C 7.84" (199.0mm) | G 3.15" (80.0mm) |
| D 7.11" (180.6mm) | |

Mounting bolt pattern: 10.0" x 4.5" (254.0mm x 114.3mm)

12V DC PERFORMANCE SPECS (first layer)

| Line Pull Lbs. (kg) | Line Speed Ft./min. (M/min.) | Motor Current | Pull by layer: layer/Lbs. (kg) |
|------------------------|------------------------------------|------------------|-----------------------------------|
| 0 | 35 (12.8) | 63 amps | 1/8000 (3629) |
| 2000 (910) | 17.2 (5.2) | 167 amps | 2/6777 (3074) |
| 4000 (1810) | 11.7 (3.6) | 255 amps | 3/5878 (2666) |
| 6000 (2720) | 8.5 (2.6) | 335 amps | 4/5190 (2354) |
| 8000 (3630) | 6.2 (1.9) | 413 amps | 5/4646 (2107) |

FOR 24V PERFORMANCE SPECS GO TO WARN.COM



TECH TIP

OPEN SIDE FACES UP

When attaching your winch's hook to a shackle or recovery strap, always be sure the safety latch is facing upwards. That way in the event of a winch line failure, the hook will go down into the ground vs. up in the air.



WARN STANDARD DUTY WINCHES

DEPENDABILITY COMES STANDARD IN EVERY VR WINCH

When you hit the trails—from mud bogs, to your favorite deer camp—you have to be ready for anything. You will be with the WARN Standard Duty VR Winch. WARN engineered and tested to the extreme, VR has been proven reliable in the extremely rugged conditions of Oregon's backcountry. WARN VR—the winch you can trust at a price you can admire.



WARN VR Engineered and Tested to the Extreme

The all-new WARN VR winches offer enhanced styling, upgraded performance, and legendary WARN reliability that you can trust. Whether you're challenging hills or scouting remote game trails, the ever-dependable WARN VR shines. Designed by WARN engineers. Tested by our unyielding quality control team. Proven by enthusiasts in the extreme mud, sand, and rock trails of the Oregon back-country.

- New convertible control pack for upright or low-profile mounting configurations
- Sealed, waterproof Albright™ contactor for the ultimate in reliability and performance
- One-piece tie plate replaces tie bars for added strength and rigidity
- Best-in-class cone brake holds the winch's full-rated load
- Tactical styling looks great on any vehicle; includes black hawse fairlead
- Available in 8,000, 10,000, and 12,000 lb. capacities with lightweight, easy-to-handle synthetic rope, or durable steel rope
- Industry-leading warranty: Limited lifetime (mechanical components); seven year (electrical components)

VR is the gateway to the WARN brand and has the best warranty in the business—you can't afford to trust anything less.

96820 VR12
80' of 3/8" steel rope and black hawse fairlead

97035 VR12-S
90' of 3/8" standard-duty synthetic rope and black hawse fairlead

96810 VR10
80' of 3/8" steel rope and black hawse fairlead

96815 VR10-S
90' of 3/8" standard-duty synthetic rope and black hawse fairlead

96800 VR8
94' of 5/16" steel rope and black hawse fairlead

96805 VR8-S
90' of 3/8" standard-duty synthetic rope and hawse fairlead



Center-Mounted Convertible Control Pack

You can mount the control pack separately from the winch, or keep it attached for an integrated look. Your choice.



Control Pack Mounting Plate

Easily mount the winch control pack to the top of your bumper.
PN 97890



LEGENDARY WARN DURABILITY COMES STANDARD IN EVERY VR WINCH



DETERMINE THE RIGHT CAPACITY FOR YOUR WINCH

How do you pick the right capacity for your truck/SUV winch? It's easy. Find the vehicle's GVWR (gross vehicle weight rating, often located on the door jamb), and multiply it by 1.5. If your rig has a 6,600 lb. GVWR take that, multiply by 1.5, and you'd get 9,900 lbs. minimum capacity. Therefore, we'd opt for winch with 10,000 lbs. of pulling power at a minimum.

TECH TIP

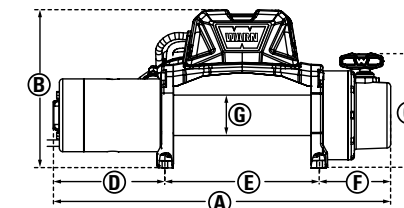


VR 12 AND 12-S

SPECIFICATIONS

Part numbers: 96820 (VR12), 97035 (VR12-S)
Rated line pull: 12,000 lbs. (5443 kg) single-line
Motor: 12V DC, series wound
Electrical controls: Contactor
Remote Control: Remote switch, 12' (3.7m) Lead
Geartrain: 3-stage planetary
Gear ratio: 216:1
Clutch (freespooling): Sliding ring gear
Brake: Automatic mechanical cone
Drum diameter/Length: VR 12: 2.5"/9.0" (6.73cm/23cm), VR 12-S: 2.625"/9.0" (6.73cm/23cm)
Rope: VR 12: 3/8" x 80' (9.5mm x 24.3m) steel, VR 12-S: 3/8" x 90' (9.5mm x 27.4m) synthetic
Fairlead: Cast iron hawse
Recommended Battery: 650 CCA minimum for winching
Battery leads: 2 gauge, 72" (1.83m)
Finish: Satin-black powder coat
Weight: VR 12: 76 lbs. (34 kg), VR 12-S: 62 lbs. (28 kg)
Warranty: Limited lifetime

DIMENSIONS



- A** 21.8" (554.5mm) **E** 10.0" (254.0mm)
- B** 9.79" (248.9mm) **F** 4.65" (116.8mm)
- C** 7.10" (180.1mm) **G** 2.50" (63.5mm)
- D** 7.20" (183.6mm)

Mounting bolt pattern: 10.0" x 4.5" (254.0mm x 114.3mm)

12V DC PERFORMANCE SPECS (first layer)

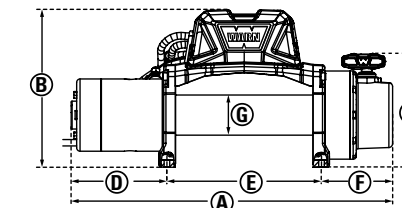
| Line Pull | Line Speed | Motor | Pull by layer: |
|--------------|-------------------|----------|-----------------|
| Lbs. (kg) | Ft./min. (M/min.) | Current | layer/Lbs. (kg) |
| 0 | 28.4 (8.6) | 65 amps | 1/12,000 (5443) |
| 2000 (910) | 12.6 (3.8) | 144 amps | 2/9517 (4317) |
| 4000 (1810) | 9.5 (2.8) | 215 amps | 3/7886 (3577) |
| 6000 (2720) | 7.5 (2.2) | 281 amps | 4/6732 (3054) |
| 8000 (3630) | 5.8 (1.7) | 349 amps | 5/5872 (2663) |
| 10000 (4540) | 4.4 (1.3) | 415 amps | |
| 12000 (5440) | 3.6 (1.0) | 457 amps | |

VR 10 AND 10-S

SPECIFICATIONS

Part numbers: 96810 (VR10), 96815 (VR10-S)
Rated line pull: 10,000 lbs. (4536 kg) single-line
Motor: 12V DC, series wound
Electrical controls: Contactor
Remote Control: Remote switch, 12' (3.7m) Lead
Geartrain: 3-stage planetary
Gear ratio: 261:1
Clutch (freespooling): Sliding ring gear
Brake: Automatic mechanical cone
Drum diameter/Length: VR 10: 2.5"/9.0" (6.73cm/23cm), VR 10-S: 2.625"/9.0" (6.73cm/23cm)
Rope: VR 10: 3/8" x 80' (9.5mm x 24.3m) steel, VR 10-S: 3/8" x 90' (9.5mm x 27.4m) synthetic
Fairlead: Cast iron hawse
Recommended Battery: 650 CCA minimum for winching
Battery leads: 2 gauge, 72" (1.83m)
Finish: Satin-black powder coat
Weight: VR 10: 73 lbs. (33 kg), VR 10-S: 59 lbs. (27 kg)
Warranty: Limited lifetime

DIMENSIONS



- A** 20.8" (528.2mm) **E** 10.0" (254.0mm)
- B** 9.79" (248.9mm) **F** 4.65" (116.8mm)
- C** 7.10" (180.1mm) **G** 2.50" (63.5mm)
- D** 6.20" (157.4mm)

Mounting bolt pattern: 10.0" x 4.5" (254.0mm x 114.3mm)

12V DC PERFORMANCE SPECS (first layer)

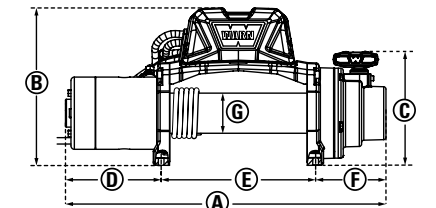
| Line Pull | Line Speed | Motor | Pull by layer: |
|--------------|-------------------|----------|-----------------|
| Lbs. (kg) | Ft./min. (M/min.) | Current | layer/Lbs. (kg) |
| 0 | 25.9 (7.8) | 66 amps | 1/10000 (4536) |
| 2000 (910) | 13.0 (3.9) | 160 amps | 2/7931 (3597) |
| 4000 (1810) | 9.6 (2.9) | 247 amps | 3/6571 (2981) |
| 6000 (2720) | 7.1 (2.1) | 332 amps | 4/5610 (2545) |
| 8000 (3630) | 5.0 (1.5) | 417 amps | 5/4894 (2220) |
| 10000 (4536) | 2.3 (0.7) | 502 amps | |

VR 8 AND 8-S

SPECIFICATIONS

Part numbers: 96800 (VR8), 96805 (VR8-S)
Rated line pull: 8,000 lbs. (3629 kg) single-line
Motor: 12V DC, series wound
Electrical controls: Contactor
Remote Control: Remote switch, 12' (3.7m) Lead
Geartrain: 3-stage planetary
Gear ratio: 216:1
Clutch (freespooling): Rotating ring gear
Brake: Automatic mechanical cone
Drum diameter/Length: VR 8: 2.5"/9.0" (6.73cm/23cm), VR 8-S: 2.5"/9.0" (6.73cm/23cm)
Rope: VR 8: 5/16" x 94' (8mm x 29m) steel, VR 8-S: 3/8" x 90' (9.5mm x 27.4m) synthetic
Fairlead: Cast iron hawse
Recommended Battery: 650 CCA minimum for winching
Battery leads: 0.04in² x 6.5' (25mm² x 2m)
Finish: Satin-black powder coat
Weight: VR 8: 65 lbs. (29 kg), VR 8-S: 54 lbs. (24 kg)
Warranty: Limited lifetime

DIMENSIONS



- A** 20.7" (527.0mm) **E** 10.0" (254.0mm)
- B** 9.79" (248.9mm) **F** 4.55" (115.7mm)
- C** 7.10" (180.1mm) **G** 2.50" (63.5mm)
- D** 6.20" (157.4mm)

Mounting bolt pattern: 10.0" x 4.5" (254.0mm x 114.3mm)

12V DC PERFORMANCE SPECS (first layer)

| Line Pull | Line Speed | Motor | Pull by layer: |
|-------------|-------------------|----------|-----------------|
| Lbs. (kg) | Ft./min. (M/min.) | Current | layer/Lbs. (kg) |
| 0 | 29 (8.8) | 69 amps | 1/8000 (3629) |
| 2000 (910) | 14.2 (4.3) | 179 amps | 2/6545 (2969) |
| 4000 (1810) | 9.9 (3) | 281 amps | 3/5538 (2512) |
| 6000 (2720) | 7.3 (2.2) | 381 amps | 4/4800 (2177) |
| 8000 (3630) | 4.8 (1.4) | 457 amps | 5/4235 (1921) |

WARN HEAVYWEIGHT SERIES WINCHES



WE'VE GOT YOUR BACK. ALL 6 TONS OF IT.

Big, powerful trucks need big powerful winches. The WARN Heavyweight Series winches fits the bill, and then some, with capacities that run up to 16,500 lbs. Heavy-duty carrier plates help them withstand the brutal gear train stresses of recovering the heaviest loads. Your truck may bog down, but your WARN Heavyweight winch never will.





WARN 16.5ti AND 16.5ti-s Highest Capacity, Most Technologically Advanced Winches for Big Trucks

With 16,500 lbs. of pulling power, these winches are made for the biggest, heaviest, and longest pulls. The 16.5ti and 16.5ti-s feature the full diagnostic ability of WARN thermometric technology, plus the extreme sealing, durability, and reliability that the WARN ti winches are known for.

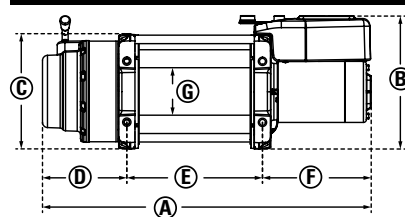
- Thermometric indicator (ti) provides motor temperature feedback via LED on remote control
- Extreme-duty sealing helps protect the winch from the outside elements
- Metal control box for added protection for the electronics
- Contactor control for the ultimate in durability and reliability
- Class-leading cone brake holds the winch's full-rated load
- Chip-resistant powder-coated finish with primer undercoating for superior corrosion resistance
- Industry-leading warranty:
Limited lifetime (mechanical components); seven year (electrical components)
- Available with lightweight, easy-to-handle, Spydura Pro rope and Epic Hook or durable steel rope and standard hook

Whether you opt for the 16.5ti or 16.5ti-s, you'll get the biggest, most powerful winch in the WARN truck lineup.

68801 16.5ti
90' of 7/16" steel rope and a roller fairlead

97740 16.5ti-s
80' of 3/8" Spydura Pro synthetic rope with polished aluminum hawse fairlead and Epic Hook

DIMENSIONS



| | |
|---------------------------|--------------------------|
| A 24.23" (615.4mm) | E 10.0" (254.0mm) |
| B 9.80" (248.8mm) | F 8.01" (203.8mm) |
| C 8.49" (215.7mm) | G 3.5" (85mm) |
| D 6.21" (157.8mm) | |

Mounting bolt pattern: 10.0" x 4.5" (254.0mm x 114.3mm)

SPECIFICATIONS

| |
|---|
| Part numbers: 68801 (16.5ti), 97740 (16.5ti-s) |
| Rated line pull: 16,500 Lbs. (7484 kg) single-line |
| Motor: 12V DC, series wound |
| Electrical controls: Contactor |
| Remote Control: Remote switch, with LED indicator 12' (3.7m) lead |
| Geartrain: 3-stage planetary |
| Gear ratio: 315:1 |
| Clutch (freespooling): Rotating ring gear |
| Brake: Automatic mechanical cone |
| Drum diameter/Length: 3.5"/8.2" (9cm/21cm) |
| Rope: 16.5ti: 7/16" x 90' (11mm x 27m) steel, 16.5ti-s: 3/8" x 80' (9.5mm x 24.3m) Spydura Pro synthetic |
| Fairlead: 16.5ti: Roller, 16.5ti-s: Aluminum hawse |
| Recommended Battery: 650 CCA minimum for winching |
| Battery leads: 2 gauge, 72" (1.83m) |
| Finish: Argent gray powder coat |
| Weight: 16.5ti: 134 lbs. (61 kg), 16.5ti-s: 104 lbs. (47 kg) |
| Warranty: Limited lifetime |

12V DC PERFORMANCE SPECS (first layer)

| Line Pull Lbs. (kg) | Line Speed Ft./min. (M/min.) | Motor Current (Amps) | Pull by layer: layer/Lbs. (kg) |
|------------------------|------------------------------------|----------------------------|-----------------------------------|
| 0 | 23.6 (7.20) | 68 amps | 1/16500 (7484) |
| 2000 (907) | 12.07 (3.68) | 138 amps | 2/13500 (6123) |
| 4000 (1814) | 9.22 (2.81) | 189 amps | 3/11423 (5181) |
| 6000 (2721) | 7.37 (2.25) | 240 amps | 4/9900 (4491) |
| 8000 (3628) | 6.08 (1.85) | 291 amps | 5/8735 (3962) |
| 10000 (4536) | 5.12 (1.56) | 342 amps | |
| 12000 (5443) | 4.40 (1.34) | 393 amps | |
| 14000 (6350) | 3.86 (1.18) | 444 amps | |
| 16000 (7257) | 3.38 (1.03) | 494 amps | |
| 16500 (7484) | 3.24 (0.99) | 507 amps | |



TECH TIP

DOUBLE-LINE = DOUBLE POWER
Using a snatch block can help you double your pulling power, turning a 16,500 lb. capacity winch in to a 33,000 lb. pulling beast. Keep in mind, while you are doubling the amount of rope you're using, you're cutting the line speed in half.



WARN M15 AND M15-S

More Than Enough Power for the Heaviest Loads

Got a big truck? The M15 and M15-S offer 15,000 lbs. of pulling capacity for heavy-duty jobs. The large-frame architecture means this winch will stand up to the stresses of heavy winching. Plus, its removable control pack allows for clearance and ease of access.

- High strength carrier plates designed to handle heavy gear train stresses
- Best-in-class cone brake holds full-rated load of winch
- Chip-resistant powder-coated finish resists corrosion
- Remote-mount control box allows for various mounting options
- Industry-leading warranty: Limited lifetime (mechanical components); seven year (electrical components)
- Available with lightweight, easy-to-handle Spydura Pro synthetic rope and Epic Hook or durable steel rope and standard hook

When you need that extra pulling power for your big truck or SUV, the M15 and M15-S fit the bill.

47801 M15
90' of 7/16" wire rope and a roller fairlead

478022 (24V) M15
90' of 7/16" steel rope and a roller fairlead

97730 M15-S
80' of 3/8" Spydura Pro synthetic rope, polished aluminum hawse fairlead, and Epic Hook.

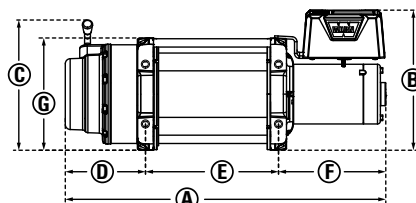
12V DC PERFORMANCE SPECS (first layer)

| Line Pull Lbs. (kg) | Line Speed Ft./min. (M/min.) | Motor Current | Pull by layer: layer/Lbs. (kg) |
|------------------------|------------------------------------|------------------|-----------------------------------|
| 0 | 22.2 (6.77) | 67 amps | 1/15000 (6804) |
| 2000 (910) | 7.27 (2.22) | 135 amps | 2/12273 (5567) |
| 4000 (1810) | 5.41 (1.65) | 185 amps | 3/10385 (4711) |
| 6000 (2720) | 4.43 (1.35) | 235 amps | 4/9000 (4082) |
| 8000 (3630) | 3.79 (1.16) | 285 amps | 5/7941 (3602) |
| 10000 (4540) | 3.31 (1.01) | 335 amps | |
| 12000 (5440) | 2.93 (.893) | 385 amps | |
| 14000 (6350) | 2.61 (.796) | 435 amps | |
| 15000 (6800) | 2.48 (.756) | 460 amps | |

SPECIFICATIONS

Part numbers: 47801 (M15), 478022 (M15, 24V), 97730 (M15-S)
Rated line pull: 15,000 lbs. (6804 kg) single-line
Motor: Series wound
Electrical controls: Contactor
Remote Control: Remote switch, 12' (3.7m) lead
Geartrain: 3-stage planetary
Gear ratio: 315:1
Clutch (freespooling): Rotating ring gear
Brake: Automatic mechanical cone
Drum diameter/Length: 3.5"/8.2" (9cm/21cm)
Rope: M15: 7/16" x 90' (11mm x 27m) steel, M15-S: 3/8" x 80' (9.5mm x 24.3m) Spydura Pro synthetic
Fairlead: M15: Roller, M15-S: Aluminum hawse
Recommended Battery: 650 CCA minimum for winching
Battery leads: 2 gauge, 72" (1.83m)
Finish: Argent gray powder coat
Weight: M15: 135 lbs. (61 kg), M15-S: 102 lbs. (46 kg)
Warranty: Limited lifetime

DIMENSIONS



| | |
|---------------------------|--------------------------|
| A 24.08" (612.0mm) | E 10.0" (254.0mm) |
| B 10.53" (267.5mm) | F 8.08" (204.8mm) |
| C 9.79" (248.7mm) | G 8.44" (214.4mm) |
| D 6.03" (153.2mm) | |

Mounting bolt pattern: 10.0" x 4.5" (254.0mm x 114.3mm)

FOR 24V PERFORMANCE SPECS GO TO WARN.COM



WARN M12 AND M12-S

A Reliable Workhorse to Meet Heavy Winching Needs

Big torque, 12,000 lbs. of pulling power, and fast no-load retrieval speed give the M12 and M12-S a great combination of heavy-duty capacity and high performance. If you've got a big truck and are looking for a true workhorse, these winches are where it's at.

- Large frame design to handle heavier winch loads
- High speed motor for fast line speed and powerful pulls
- Best-in-class cone brake holds the winch's full rated load
- Chip-resistant powder-coated finish resists corrosion
- Remote-mount control box allows for various mounting options
- Industry-leading warranty: Limited lifetime (mechanical components); seven year (electrical components)
- Available with lightweight, easy-to-handle Spydura synthetic rope and Epic hook or durable steel rope and standard hook

Whether on the jobsite, on the trail, or at your favorite hunting spot, the M12 and M12-S winches will let you go prepared, no matter the terrain.

17801 M12
125' of 3/8" wire rope and a roller fairlead

265072 (24V)
125' of 3/8" steel rope and a roller fairlead

97720 M12-S
100' of 3/8" Spydura synthetic rope with polished aluminum fairlead and Epic Hook

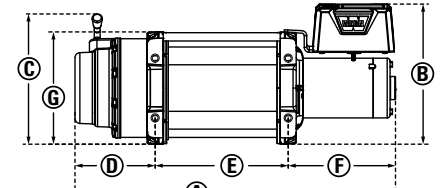
12V DC PERFORMANCE SPECS (first layer)

| Line Pull Lbs. (kg) | Line Speed Ft./min. (M/min.) | Motor Current | Pull by layer: layer/Lbs. (kg) |
|------------------------|------------------------------------|------------------|-----------------------------------|
| 0 | 30 (9.1) | 67 amps | 1/12000 (5443) |
| 2000 (910) | 14 (4.3) | 140 amps | 2/10054 (4560) |
| 4000 (1810) | 8.6 (2.6) | 210 amps | 3/8651 (3924) |
| 6000 (2720) | 6.9 (2.1) | 250 amps | 4/7592 (3444) |
| 8000 (3630) | 5.8 (1.8) | 320 amps | 5/6764 (3068) |
| 10000 (4540) | 4.4 (1.3) | 370 amps | |
| 12000 (5440) | 3.9 (1.2) | 440 amps | |

SPECIFICATIONS

Part numbers: 17801 (M12), 265072 (M12, 24V), 97720 (M12-S)
Rated line pull: 12,000 Lbs., (5440 kg) single-line
Motor: Series wound
Electrical controls: Contactor
Remote Control: Remote switch, 12' (3.7m) lead
Geartrain: 3-stage planetary
Gear ratio: 261:1
Clutch (freespooling): Rotating ring gear
Brake: Automatic mechanical cone
Drum diameter/Length: 3.5"/8.2" (9cm/21cm)
Rope: M12: 3/8" x 125' (9.5mm x 38m) steel, M12-S: 3/8" x 100' (9.5mm x 30m) Spydura synthetic
Fairlead: M12: Roller, M12-S: Aluminum hawse
Recommended Battery: 650 CCA minimum for winching
Battery leads: 2 gauge, 72" (1.83m)
Finish: Argent gray powder coat
Weight: M12: 133 lbs. (60 kg), M12-S: 102 lbs. (46 kg)
Warranty: Limited lifetime

DIMENSIONS



| | |
|---------------------------|--------------------------|
| A 24.08" (612.0mm) | E 10.0" (254.0mm) |
| B 10.53" (267.5mm) | F 8.08" (204.8mm) |
| C 9.79" (248.7mm) | G 8.44" (214.4mm) |
| D 6.03" (153.2mm) | |

Mounting bolt pattern: 10.0" x 4.5" (254.0mm x 114.3mm)

FOR 24V PERFORMANCE SPECS GO TO WARN.COM

WARN CLASSIC/SPECIALTY WINCHES



THE WINCHES THAT MADE THE WARN NAME A LEGEND

No one knows when the WARN legend was born. Maybe it was in the endless mud of Malaysia, when a WARN M8274 pulled away from the crowd at the Rainforest Challenge. Or somewhere in the Australian Outback, where a WARN PowerPlant® turned Aussie heads. Our storied reputation of getting it done in the trenches, on the trails, and in fierce competitions has been hard won, one fast line pull at a time.





WARN POWERPLANT Powerful Winch with a High-Performance Air Compressor

The WARN PowerPlant 9.5 and PowerPlant 12 combine a powerful winch with a high-performance air compressor for the ultimate vehicle-mounted multi tool. The PowerPlant has a pulling capacity of either 9,500 lbs. or 12,000 lbs., and both are equipped with a powerful air compressor that can air up four 35" tires in eight minutes and even run air tools.

- Series-wound motor with thermal protection shutoff switch
- Extreme duty winch sealing for superior water resistance
- Stainless steel fasteners for exceptional corrosion protection
- Best-in-class cone brake holds the winch's full-rated load
- Pressure switch limits maximum/minimum air pressure in reservoir
- Intercooler/air reservoir reduces compressed air temperature. Half-gallon air reservoir helps even airflow
- High-output air compressor delivers 5 CFM @ 90 PSI; maximum air pressure is 100 PSI
- Air outlet/hose connection works with quick-connect couplers
- Hand-held control for operation of both winch and compressor. LED provides feedback on motor temperature
- Industry-leading warranty: Limited lifetime (mechanical components); seven year (electrical components)
- Air accessory kit includes durable and flexible 20' (6.1m) air hose; quick-connect couplers; WARN-branded tire pressure gauge and dual air chuck; and sturdy carry bag

91800 PowerPlant 9.5
125' of 5/16" steel rope and roller fairlead

91801 PowerPlant 12
80' of 3/8" steel rope and roller fairlead

SPECIFICATIONS

Part numbers: 91800 (PowerPlant 9.5), 91801 (PowerPlant 12)

Rated line pull: PowerPlant 12: 12,000 lbs. (5440 kg), PowerPlant 9.5: 9,500 lbs. (4310 kg) single-line

Motor: Series wound: 12V, with thermal protection shutoff switch

Electrical controls: Contactor

Remote Control: Remote switch with thermometric LED and 12' (3.7m) lead

Geartrain: 3-stage planetary

Gear ratio: PowerPlant 12: 216:1, PowerPlant 9.5: 156:1

Clutch (freespooling): Sliding ring gear

Brake: Automatic mechanical cone

Drum diameter/Length: 2.5"/9" (6.4cm/23cm)

Rope: PowerPlant 12: 3/8" x 80' (9.5mm x 24m) steel, PowerPlant 9.5: 5/16" x 125' (8mm x 38m) steel

Fairlead: Roller

Recommended Battery: 650 CCA minimum for winching

Battery leads: 2 gauge, 72" (1.83m)

Finish: Satin-black powder coat

Weight: 116 lbs. (53 kg)

Air Reservoir: 1/2 gallon with Integrated Air Intercooler

High Air Flow Rating: 12 CFM @ 0 psi, 5 CFM @ 90 psi

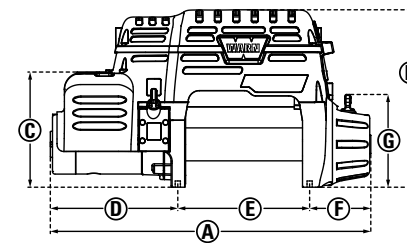
Max Air Pressure: 100 psi

Air Pressure Switch: Yes

Air Hose: 20', with quick-disconnect. Brass air fittings and couplings

Warranty: Limited lifetime

DIMENSIONS



| | |
|-------------------------|------------------------|
| A 24.31" (617mm) | E 10.0" (254mm) |
| B 13.46" (342mm) | F 4.64" (118mm) |
| C 8.74" (222mm) | G 7.03" (179mm) |
| D 9.67" (246mm) | |

Mounting bolt pattern: 10.0" x 4.5" (254.0mm x 114.3mm)

12V DC PERFORMANCE SPECS

PowerPlant 12, first layer

| Line Pull Lbs. (kg) | Line Speed Ft./min. (M/min.) | Motor Current | Pull by layer: layer/Lbs. (kg) |
|------------------------|------------------------------------|------------------|-----------------------------------|
| 0 | 27.8 (8.47) | 90 amps | 1/12000 (5440) |
| 2000 (910) | 14.8 (4.51) | 174 amps | 2/9517 (4317) |
| 4000 (1810) | 10.8 (3.29) | 270 amps | 3/7886 (3577) |
| 6000 (2720) | 8.2 (2.50) | 333 amps | 4/6732 (3054) |
| 8000 (3630) | 6.2 (1.89) | 389 amps | 5/5872 (2663) |
| 9500 (4310) | 4.9 (1.49) | 456 amps | |
| 12000 (5440) | 3.6 (1.10) | 566 amps | |

12V DC PERFORMANCE SPECS

PowerPlant 9.5 first layer

| Line Pull Lbs. (kg) | Line Speed Ft./min. (M/min.) | Motor Current | Pull by layer: layer/Lbs. (kg) |
|------------------------|------------------------------------|------------------|-----------------------------------|
| 0 | 28.8 (8.78) | 94 amps | 1/9500 (4313) |
| 2000 (910) | 16.4 (4.50) | 165 amps | 2/7773 (3526) |
| 4000 (1810) | 12.3 (3.75) | 238 amps | 3/6577 (2983) |
| 6000 (2720) | 9.5 (2.90) | 307 amps | 4/5700 (2585) |
| 8000 (3630) | 7.5 (2.29) | 383 amps | 5/5029 (2281) |
| 9500 (4310) | 6.2 (1.89) | 451 amps | |

Note: Auxiliary air tank required to operate some types of air tools



PowerPlant includes air accessories and a durable nylon carrying case



WARN POWERPLANT: ENGINEERED TO HELP YOU DO TWICE THE WORK





WARN 9.5xp AND 9.5xp-s Fast, Powerful, and Reliable—For Extreme Conditions

The fast, powerful 9.5xp and 9.5xp-s winches are designed for the serious off-roader who demands a winch that will perform under the most extreme conditions in the world. With 9,500 lbs. of pulling power and the fastest line speed of any WARN winch under load, the 9.5xp delivers extreme performance that eats up the competition—even in competition.

- High-output parallel series wound winch motor is the strongest and most durable in the industry
- Delivers the fastest line speed of any WARN winch under load
- Extreme-duty winch sealing. Enables superior water resistance
- Best-in-class cone brake holds winch's full-rated load
- Remote-mount control box allows for various mounting options
- High gloss, chip-resistant powder coat finish. Provides superior corrosion resistance
- Industry-leading warranty: Limited lifetime (mechanical components); seven year (electrical components)
- Available with either lightweight, easy-to-handle Spydura synthetic rope or durable steel rope

The 9.5xp and 9.5xp-s winches are classic pulling powerhouses designed for high performance, no matter the situation.

68500 9.5xp
100' of 5/16" diameter steel rope and roller fairlead

87310 9.5xp-s
100' of 3/8" Spydura synthetic rope and a polished aluminum hawse fairlead

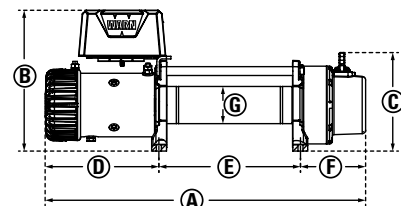
12V DC PERFORMANCE SPECS (first layer)

| Line Pull Lbs. (kg) | Line Speed Ft./min. (M/min.) | Motor Current | Pull by layer: layer/Lbs. (kg) |
|------------------------|------------------------------------|------------------|-----------------------------------|
| 0 | 37.5 (11.43) | 71 amps | 1/9500 (4313) |
| 2000 (910) | 16.6 (5.06) | 169 amps | 2/7773 (3526) |
| 4000 (1810) | 11.8 (3.60) | 248 amps | 3/6577 (2983) |
| 6000 (2720) | 9.3 (2.83) | 328 amps | 4/5700 (2585) |
| 8000 (3630) | 7.4 (2.25) | 413 amps | 5/5029 (2281) |
| 9500 (4310) | 6.2 (1.89) | 482 amps | |

SPECIFICATIONS

Part numbers: 68500 (9.5xp), 87310 (9.5xp-s)
Rated line pull: 9,500 Lbs., (4310 kg) single-line
Motor: 12V 6 hp (4.48kw), High output parallel series wound
Electrical controls: Contactor
Remote Control: Remote switch, 12' (3.7m) lead
Geartrain: 3-stage planetary
Gear ratio: 156:1
Clutch (freespooling): Sliding ring gear
Brake: Automatic mechanical cone
Drum diameter/Length: 9.5xp: 2.5"/9.0" (6.4cm/23cm), 9.5xp-s: 2.625"/9.0" (6.6cm/23cm)
Rope: 9.5xp: 5/16" x 100' (8mm x 30m) steel, 9.5xp-s: 3/8" x 100' (9.5mm x 30m) Spydura synthetic
Fairlead: 9.5xp: Roller, 9.5xp-s: Aluminum hawse
Recommended Battery: 650 CCA minimum for winching
Battery leads: 2 gauge, 72" (1.83m)
Finish: High-gloss powder coat
Weight: 9.5xp: 97 lbs. (44 kg), 9.5xp-s: 79 lbs. (36 kg)
Warranty: Limited lifetime

DIMENSIONS



| | |
|---------------------------|--------------------------|
| A 22.63" (574.9mm) | E 10.0" (254.0mm) |
| B 9.94" (252.5mm) | F 4.60" (116.8mm) |
| C 6.96" (176.7mm) | G 2.62" (66.7mm) |
| D 8.03" (204.0mm) | |

Mounting bolt pattern: 10.0" x 4.5" (254.0mm x 114.3mm)



WARN 9.5cti AND 9.5cti-s Excellent Performance, Thermometric Winch

The 9.5cti and 9.5cti-s have a massive protective structure combined with sophisticated operator feedback to deliver fast line speeds, and long duty cycles. A fantastic winch for the serious off-roader looking for classic good looks and world-class performance.

- Motor-mounted thermal sensor relays temperature information to winch operator by way of the hand-held remote control with LED indicator
- Extreme-duty winch sealing system keeps the water out
- Best-in-class cone brake holds winch's full-rated load
- High gloss, chip-resistant black powder coat finish over a massive cast-aluminum alloy housing
- Industry-leading warranty: Limited lifetime (mechanical components); seven year (electrical components)
- Available with either lightweight, easy-to-handle Spydura synthetic rope or durable steel rope
- Portable option available in the Multi-Mount winch with wire rope and steel hawse fairlead with Quick Connect wiring and carrier



A proven winner, the 9.5cti and 9.5cti-s offer all the performance you want wrapped in a durable chassis.

97550 9.5cti
125' of 5/16" steel rope and roller fairlead

97600 9.5cti-s
100' of 3/8" Spydura synthetic rope and polished aluminum hawse fairlead

85760 9.5cti-s Multi-Mount
125' of 5/16" steel rope, steel fairlead, Multi-Mount carrier, and Quick-Connect wiring

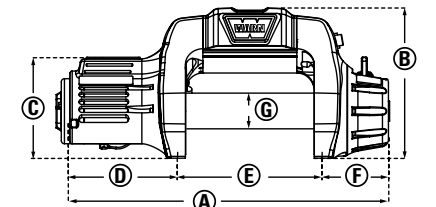
12V DC PERFORMANCE SPECS (first layer)

| Line Pull Lbs. (kg) | Line Speed Ft./min. (M/min.) | Motor Current | Pull by layer: layer/Lbs. (kg) |
|------------------------|------------------------------------|------------------|-----------------------------------|
| 0 | 47.0 (14.32) | 42 amps | 1/9500 (4313) |
| 2000 (910) | 16.5 (5.02) | 140 amps | 2/7773 (3526) |
| 4000 (1810) | 12.0 (3.66) | 223 amps | 3/6577 (2983) |
| 6000 (2720) | 9.2 (2.80) | 307 amps | 4/5700 (2585) |
| 8000 (3630) | 7.1 (2.16) | 390 amps | 5/5029 (2281) |
| 9500 (4310) | 5.9 (1.80) | 452 amps | |

SPECIFICATIONS

Part numbers: 97550 (9.5cti), 97600 (9.5cti-s)
Rated line pull: 9,500 Lbs., (4310 kg) single-line
Motor: Series wound
Electrical controls: Contactor
Remote Control: Remote switch, LED indicator, 12' (3.7m) lead
Geartrain: 3-stage planetary
Gear ratio: 156:1
Clutch (freespooling): Sliding ring gear
Brake: Automatic mechanical cone
Drum diameter/Length: 9.5cti: 2.5"/9.0" (6.4cm/23cm), 9.5cti-s: 2.625"/9.0" (6.6cm/23cm)
Rope: 9.5cti: 5/16" x 125' (8mm x 38m) steel, 9.5cti-s: 3/8" x 100' (9.5mm x 30m) Spydura synthetic
Fairlead: 9.5xp: Roller, 9.5xp-s: Aluminum hawse
Recommended Battery: 650 CCA minimum for winching
Battery leads: 2 gauge, 72" (1.83m)
Finish: High-gloss powder coat
Weight: 9.5xp: 100 lbs. (45 kg), 9.5xp-s: 78 lbs. (35 kg)
Warranty: Limited lifetime

DIMENSIONS



| | |
|------------------------|------------------------|
| A 23.1" (586mm) | E 10.0" (254mm) |
| B 10.4" (264mm) | F 4.7" (118mm) |
| C 6.9" (175mm) | G 2.5" (63mm) |
| D 8.4" (214mm) | |

Mounting bolt pattern: 10.0" x 4.5" (254.0mm x 114.3mm)



WARN 9.0Rc Compact, Lightweight Winch for Rock Sports

Competitive rock sports means tackling tough climbs, intense approach angles and tight turns. That's why rock rigs need a low-profile, lightweight winch like the WARN 9.0Rc that delivers maximum power in a compact, 54 lb. unit. The 9.0Rc is a winch built for rock crawlers looking for efficiency, reliability and legendary WARN performance.

- Short drum configuration and 50' of Spydura synthetic rope
- Ballistic nylon sliding sleeve that provides extra rope protection against abrasion and wear
- Exclusive multi-segment cam actuated brake for positive operator control during winching
- Best-in-class cone brake holds the winch's full-rated load
- Gloss red paint with primer undercoat gives superior corrosion resistance
- Industry-leading warranty: Limited lifetime (mechanical components); seven year (electrical components)

Specially designed for the rigors of rock sports, the 9.0Rc is the choice of champions.

71550 9.0Rc
50' of 3/8" synthetic rope combined with a 360-degree swivel hook

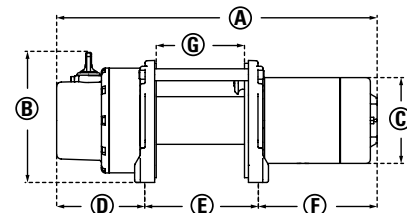
12V DC PERFORMANCE SPECS (first layer)

| Line Pull Lbs. (kg) | Line Speed Ft./min. (M/min.) | Motor Current | Pull by layer: layer/Lbs. (kg) |
|------------------------|---------------------------------|------------------|-----------------------------------|
| 0 | 32 (9.75) | 85 amps | 1/9000 (4082) |
| 2000 | 16 (4.88) | 187 amps | 2/7280 (3302) |
| 4000 | 11.4 (3.47) | 284 amps | 3/6670 (3026) |
| 6000 | 8.9 (2.71) | 367 amps | 4/6230 (2826) |
| 8000 | 6.8 (2.07) | 458 amps | |
| 9000 | 5.6 (1.70) | 408 amps | |

SPECIFICATIONS

| |
|--|
| Part numbers: 71550 |
| Rated line pull: 9,000 lbs. (4080 kg) single-line |
| Motor: Series wound 12V |
| Electrical controls: Contactor |
| Remote Control: Remote switch, 12' (3.7m) lead |
| Geartrain: 3-stage planetary |
| Gear ratio: 216:1 |
| Clutch (freespooling): Sliding ring gear |
| Brake: Automatic mechanical cone |
| Drum diameter/Length: 2.75"/4.75" (7.0cm/12cm) |
| Rope: 3/8" x 50' (9.5mm x 15m) Spydura synthetic |
| Fairlead: Aluminum hawse |
| Recommended Battery: 650 CCA minimum for winching |
| Battery leads: 2 gauge, 72" (1.83m) |
| Finish: Gloss red paint over primer undercoating |
| Weight: 54 lbs. (25 kg) |
| Warranty: Limited lifetime |

DIMENSIONS



| | |
|------------------------|-----------------------|
| A 16.8" (427mm) | E 6.0" (151mm) |
| B 7.6" (194mm) | F 6.2" (158mm) |
| C 4.5" (114mm) | G 4.6" (118mm) |
| D 4.6" (117mm) | |

Mounting bolt pattern: 6.0" x 4.5" (151mm x 114.3mm)

TECH TIP

SYNTHETIC VS. STEEL ROPE

Synthetic rope is lightweight and easy to handle. Steel rope is exceptionally durable and long lasting. WARN offers both synthetic and wire rope on most of its winches.





WARN XD9 & XD9i Long Time Best-Selling Winches

Long-time best sellers, the compact, low-profile XD9 and upright, durable XD9i offer up 9,000 lb. capacities, fast no-load retrieval speeds of 38 ft/min, and classic looks. Proven for years, these are among the most trusted winches in our lineup.

- XD9 features low-profile, compact design with removable control box
- XD9i has an integrated control box provides excellent protection to electronics
- Best-in-class cone brake holds the winch's full-rated load
- Chip-resistant, powder-coated finish for protection against the elements
- Industry-leading warranty: Limited lifetime (mechanical components); seven year (electrical components)

If you're looking for a tried-and-true, battle-tested winch, the XD9000 and XD9000i are excellent options.

28500 XD9

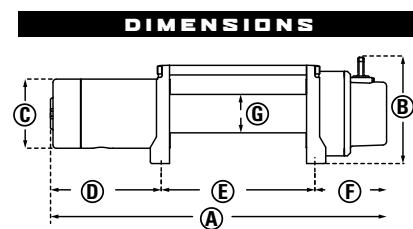
100' of 5/16" steel rope

27550 XD9i

125' of 5/16" steel rope and roller fairlead

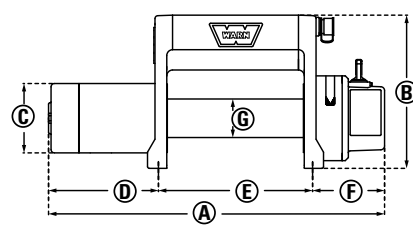
37441 XD9i Multi-Mount

125' of 5/16" steel rope, steel hawse fairlead, Multi-Mount Carrier, and Quick Connect wiring



| | |
|---------------------------|--------------------------|
| A 21.87" (555.5mm) | E 10.0" (254.0mm) |
| B 7.61" (193.2mm) | F 4.67" (118.6mm) |
| C 4.50" (114.3mm) | G 2.50" (63.5mm) |
| D 7.20" (182.9mm) | |

Mounting bolt pattern: 10.0" x 4.5" (254.0mm x 114.3mm)



| | |
|---------------------------|--------------------------|
| A 21.80" (553.7mm) | E 10.0" (254.0mm) |
| B 9.94" (252.4mm) | F 4.67" (118.6mm) |
| C 4.50" (114.3mm) | G 2.50" (63.5mm) |
| D 7.13" (181.1mm) | |

Mounting bolt pattern: 10.0" x 4.5" (254.0mm x 114.3mm)

SPECIFICATIONS

Part numbers: 28500 (XD9), 27550 (XD9i)

Rated line pull: 9,000 Lbs., (4080 kg) single-line

Motor: Series wound 12V

Electrical controls: XD9: Contactor, XD9i: Solenoid

Remote Control: Remote switch, 12' (3.7m) lead

Geartrain: 3-stage planetary

Gear ratio: 156:1

Clutch (freespooling): Sliding ring gear

Brake: Automatic mechanical cone

Drum diameter/Length: 2.5"/9.0" (6.4cm/23cm)

Rope: XD9: 5/16" x 100' (8mm x 30m) steel,

XD9i: 5/16" x 125' (8mm x 38m) steel

Fairlead: Roller

Recommended Battery: 650 CCA minimum for winching

Battery leads: 2 gauge, 72" (1.83m)

Finish: Argent gray powder coat

Weight: XD9: 83 lbs. (38 kg), XD9i: 93 lbs. (42 kg)

Warranty: Limited lifetime

12V DC PERFORMANCE SPECS (first layer)

| Line Pull Lbs. (kg) | Line Speed Ft./min. (M/min.) | Motor Current | Pull by layer: layer/Lbs. (kg) |
|------------------------|------------------------------------|------------------|-----------------------------------|
| 0 | 38 (11.58) | 56 amps | 1/9000 (4082) |
| 2000 (910) | 15 (6.8) | 161 amps | 2/7364 (3340) |
| 4000 (1810) | 10.3 (3.14) | 252 amps | 3/6231 (2826) |
| 6000 (2720) | 7.5 (2.29) | 332 amps | 4/5400 (2449) |
| 8000 (3630) | 5.1 (1.55) | 423 amps | 5/4765 (2161) |
| 9000 (4080) | 3.9 (1.19) | 478 amps | |



WARN M8 AND M8-S Compact, Tough, and Reliable

The M8 and M8-S have been trusted by off-roaders for over 30 years. These 8,000 lb. capacity winches offer outstanding reliability and value. Their low-profile design allows for a variety of mounting options, making them perfect for most trucks, Jeeps, and SUVs.

- Low-profile design and separate control box allows for a wide range of mounting options
- Best-in-class cone brake holds the winch's full-rated load
- Durable 3-stage planetary gear train for smooth, reliable, operation
- Chip-resistant, powder-coated finish for protection against the elements
- Industry-leading warranty: Limited lifetime (mechanical components); seven year (electrical components)
- Available with lightweight, easy-to-handle Spydura synthetic rope or steel rope

The compact, capable M8 and M8-S are best sellers with thousands of units sold over the years. See why for yourself.

26502 M8

100' of 5/16" steel rope and a roller fairlead

87800 M8-S

100' of 3/8" Spydura synthetic rope and polished aluminum hawse fairlead

12V DC PERFORMANCE SPECS (first layer)

| Line Pull Lbs. (kg) | Line Speed Ft./min. (M/min.) | Motor Current | Pull by layer: layer/Lbs. (kg) |
|------------------------|------------------------------------|------------------|-----------------------------------|
| 0 | 30.2 (9.20) | 80 amps | 1/8000 (3629) |
| 2000 (910) | 14.2 (4.33) | 200 amps | 2/6545 (2969) |
| 4000 (1810) | 9.9 (3.02) | 285 amps | 3/5538 (2512) |
| 6000 (2720) | 7.3 (2.22) | 350 amps | 4/4800 (2177) |
| 8000 (3630) | 4.8 (1.46) | 435 amps | 5/4235 (1921) |

FOR 24V PERFORMANCE SPECS GO TO WARN.COM

SPECIFICATIONS

Part numbers: 26502 (M8), 265032 (M8, 24V), 87800 (M8-S)

Rated line pull: 8,000 Lbs., (3630 kg) single-line

Motor: Series wound: 12V 4.8 hp, 24V 2.1 hp

Electrical controls: Contactor

Remote Control: Remote switch, 12' (3.7m) lead

Geartrain: 3-stage planetary

Gear ratio: 216:1

Clutch (freespooling): Sliding ring gear

Brake: Automatic mechanical cone

Drum diameter/Length: M8: 2.5"/9.0" (6.4cm/23cm),

M8-S: 2.625"/9.0" (6.6cm/23cm)

Rope: XD9: 5/16" x 100' (8mm x 30m) steel,

XD9i: 3/8" x 100' (9.5mm x 30m) Spydura synthetic

Fairlead: M8: Roller, M-8-S: Aluminum hawse

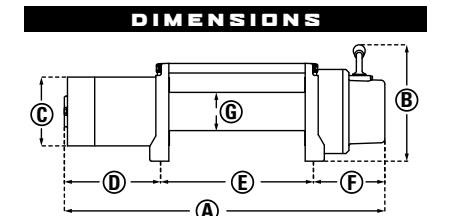
Recommended Battery: 650 CCA minimum for winching

Battery leads: 2 gauge, 72" (1.83m)

Finish: Argent gray powder coat

Weight: M8: 83 lbs. (38 kg), XD9i: 65 lbs. (29 kg)

Warranty: Limited lifetime



| | |
|----------------------------|--------------------------|
| A 21.043" (534.4mm) | E 10.0" (254.0mm) |
| B 7.61" (193mm) | F 4.67" (118.6mm) |
| C 4.50" (114.3mm) | G 2.50" (63.5mm) |
| D 6.373" (161.8mm) | |

Mounting bolt pattern: 10.0" x 4.5" (254.0mm x 114.3mm)



WARN M8274-50

Fastest Line Speed, Longest Wire Rope, Legendary Performance

Loved by off-roaders who compete, it's our fastest winch. No-load retrieval speed for the M8274-50 is 79.3 feet per minute, and that's not all. At 150 ft. of 5/16" cable, it also has a very long line capacity. Its unique spur gear drivetrain and upright design are totally rugged.

- Automatic disc brake delivers smooth operation and superior heat dissipation
- Upright, foot-forward mounting configuration
- Industry-leading warranty: Limited lifetime (mechanical components); seven year (electrical components)

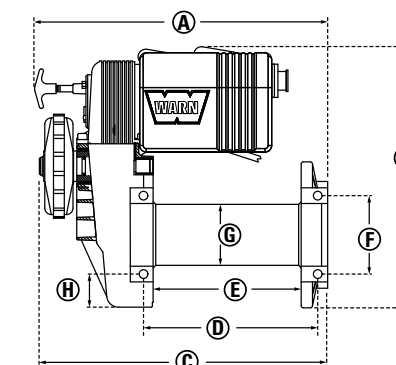
This is the icon, the one that launched Warn Industries to the head of the class—and we've never looked back.

38631 M8274-50
150' of 5/16" steel rope and a roller fairlead.

SPECIFICATIONS

| |
|---|
| Part numbers: 38631 |
| Rated line pull: 8,000 Lbs., (3630 kg) single-line |
| Motor: Series wound 12V 4.6 hp/3.43kw |
| Electrical controls: Solenoid |
| Remote Control: Remote switch, 12' (3.7m) lead |
| Geartrain: Spur gear |
| Gear ratio: 134:1 |
| Clutch (freespooling): Sliding motor pinion gear |
| Brake: Automatic disc type |
| Drum diameter/Length: 3.5"/8.5" (9cm/22cm) |
| Rope: 5/16" x 150' (8mm x 46m) steel, |
| Fairlead: Roller |
| Recommended Battery: 650 CCA minimum for winching |
| Battery leads: 2 gauge, 72" (1.83m) |
| Finish: Powder coat with clear coat |
| Weight: 121 lbs. (55 kg) |
| Warranty: Limited lifetime |

DIMENSIONS



| | |
|----------------------------|-------------------------|
| A 16.82" (427.2mm) | E 8.5" (215.9mm) |
| B 15" (381.0mm) | F 4.5" (114.3mm) |
| C 16.547" (420.2mm) | G 3.5" (88.9mm) |
| D 10.0" (254.0mm) | H 1.9" (48.2mm) |

Mounting bolt pattern: 10.0" x 4.5" (254.0mm x 114.3mm)

12V DC PERFORMANCE SPECS (first layer)

| Line Pull Lbs. (kg) | Line Speed Ft./min. (M/min.) | Motor Current | Pull by layer: layer/Lbs. (kg) |
|------------------------|------------------------------------|------------------|-----------------------------------|
| 0 | 79.3 (22.17) | 49 amps | 1/8000 (3629) |
| 2000 (910) | 23.7 (7.22) | 182 amps | 2/7460 (3384) |
| 4000 (1810) | 16.4 (5.0) | 286 amps | 3/6980 (3166) |
| 6000 (2720) | 12.0 (3.66) | 385 amps | 4/6620 (3003) |
| 8000 (3630) | 8.7 (2.65) | 480 amps | 5/6290 (2853) |



LAST LAYER, MOST POWER

A winch's capacity is rated at the last layer of rope on the drum. The more rope you wind onto the drum, the less pulling capacity you have. Whenever possible, get as much line out as possible, sometimes using a snatch block can help. However, always leave at least five wraps of wire rope or a full layer of synthetic rope on the drum.

TECH TIP

**WINCH ACCESSORIES:
A FULL LINE OF RECOVERY GEAR, AND AN EPIC PLACE TO PUT IT**

Trust WARN Accessories to put the "can do" in self-rescue. Portable. Versatile. Dependable. WARN offers a full line-up of utilitarian gear—from the top end Epic Accessories and Backpack, to a host of other accessories for any application. Whatever your need, combining your WARN winch with the correct accessory kit makes it an even more versatile and useful tool.

EPIC RECOVERY KIT

Premium Winch Rigging Accessories, In a Versatile Backpack Carrying Case

When you hit the trails, you go prepared and carry the right gear for getting the most out of your WARN winch. That's why we offer the WARN Epic Accessory Kit. This kit includes premium WARN Epic accessories which feature a WARN exclusive E-coat and powder coat finish that delivers the ultimate in abrasion and corrosion resistance. The components fit neatly inside the modular backpack, which also acts as a winch line damper, and is easy to transport.

Medium Duty Epic Recovery Kit: For winch capacities of up to 12,000 lbs. (5443 kg)

- Two forged 3/4" (20mm) Epic Shackles with E-coat/powder coat finish – for 18,000 lbs. (8165 kg) winches and under
- Epic Tree Trunk Protector, including forged end loops with E-coat/powder coat finish – 2" x 8' rated to 14,400 lbs. (5cm x 2.4m rated to 6532 kg)
- Epic Snatch Block with E-coat/powder coat finish – for winch capacities of up to 12,000 lbs. (5443 kg)
- Premium Recovery Strap 2" x 30'; rated to 14,400 lbs. (5cm x 9.1m; rated to 6532 kg)
- Winching Gloves with Kevlar® reinforcement and synthetic leather

PN 97565

Backpack carrying case is made from ballistic material for maximum durability

Modular interior is designed to securely hold the kit's components.



Heavy Duty Epic Recovery Kit: For Winch Capacities of Up To 18,000 lbs. (8165 kg)

- Two forged 3/4" (19mm) Epic Shackles with E-coat/powder coat finish – for 18,000 lbs. (8165 kg) winches and under
- Epic Tree Trunk Protector, including forged end loops with E-coat/powder coat finish – 4" x 8'; rated to 30,000 lbs. (10cm x 2.4m rated to 13608 kg)
- Epic Snatch Block with E-coat/powder coat finish – for winch capacities of up to 18,000 lbs (8165 kg)
- Premium Recovery Strap – 3" x 30'; rated to 21,600 lbs. (7.6cm x 9.1m; rated to 9798 kg)
- Winching Gloves with Kevlar reinforcement and synthetic leather

PN 97570

EPIC BACKPACK (Backpack only) PN 95510



MEDIUM-DUTY WINCHING ACCESSORY KIT

Designed For Winch Capacities To 10,000 lbs. (4536 kg)

KIT INCLUDES:

- 20,000 lbs. (9072 kg) maximum capacity snatch block with grease port
- 2" x 8' (5cm x 2.4m) tree trunk protector, rated to 14,400 lbs. (6532 kg)
- 2" x 30' (5cm x 9.1m) standard recovery strap, rated to 14,400 lbs. (6532 kg)
- 3/4" (20mm) D-shackles (2x)
- Heavyweight denier carry bag
- WARN winching gloves

PN 88900



Medium-Duty Winching Accessory Kit, Camo

Designed for winch capacities to 10,000 lbs. (4536 kg)

KIT INCLUDES:

- 20,000 lbs. (9072 kg) maximum capacity snatch block, with grease port
- 4" x 8' (10cm x 2.4m) tree trunk protector. Rated to 30,000 lbs. (13608 kg) breaking strength
- 3" x 30' (8cm x 9m) standard recovery strap. Rated to 21,600 lbs. (9797 kg)

- 3/4" (20mm) clevis/D-shackles (2x)
- Camo nylon soft case
- WARN gloves

PN 62858



Heavy-Duty Winching Accessory Kit

Designed for winch capacities to 12,000 lbs. (5443 kg)

KIT INCLUDES:

- Heavy-duty snatch block. 24,000 lbs. (10886 kg) maximum capacity
- Tree trunk protector, 4" x 8' (10cm x 2.4m) Rated to 30,000 lbs. (13608 kg) breaking strength
- 3/4" (20mm) clevis/D-shackle

- Standard recovery strap, 3" x 30' (8cm x 9m). Rated to 21,600 lbs. (9797 kg)
- Camouflage nylon soft case
- 10' of 5/16" (3m of 8mm) grade 7 choker chain
- WARN gloves

PN 29460

Heavy-Duty Winching Accessory Kit
PN 29491 Nylon soft case (bag only)

WARN TREE TRUNK PROTECTOR

Use these rigging straps along with a clevis/D-shackle to secure the winch rope to a wide variety of anchor points and objects. These straps are designed to help protect a live tree from the kind of damage a choker chain or wire rope might cause. Constructed of tough, high quality nylon webbing. Red warning marker encased in the strap is designed to indicate damaged webbing.



Standard Tree Trunk Protector

PN 88995 4" x 8' (10cm x 2.4m) Tree trunk protector. End loops are reinforced with abrasion-resistant wear pads. Rated to 30,000 lbs. (13,608 kg)

PN 88897 2" x 8' (5cm x 2.4m) Tree trunk protector. End loops are reinforced with abrasion-resistant wear pads. Rated to 14,400 lbs. (6532 kg)

PN 88896 1" x 8' (2.5cm x 2.4m) Tree trunk protector. End loops are reinforced with abrasion-resistant wear pads. Rated to 6,400 lbs. (2903 kg)

Epic Tree Trunk Protector

Features end loops that are reinforced with durable forged steel ring connectors and E-coated for durability

PN 92096 4" x 8' (10cm x 2.4m) Rated to 30,000 lbs. (13,608 kg)

PN 92095 2" x 8' (5cm x 2.4m) Rated to 14,400 lbs. (6532 kg)

PN 92094 1" x 8' (2.5cm x 2.4m) Rated to 7,200 lbs. (3266 kg)



WARN RECOVERY STRAPS

Use a recovery strap to "snatch" or pull out a stuck vehicle. Nylon webbing absorbs the shock of heavy pulls, while the elastic rebound energy aids in quick recovery. Constructed of tough, high quality nylon webbing. Red warning marker encased in the strap indicates damaged webbing. End loops are reinforced with abrasion-resistant wear pads. Note: you should never use a recovery strap in a winching operation. For winching operations use a tree trunk protector strap or choker chain.



Red warning marker is encased in the strap to indicate damaged webbing



Premium Recovery Strap

PN 88924 3" x 30' (8cm x 9m) Rated to 21,600 lbs. (9797 kg) Features a 18" (45.7cm) nylon sliding sleeve to help prevent excessive wear caused by exposure to sharp objects.

PN 88922 2" x 30' (5cm x 9m) Rated to 14,400 lbs. (6532 kg). Features a 18" (45.7cm) nylon sliding sleeve to help prevent excessive wear caused by exposure to sharp objects.

Standard Recovery Strap

PN 88913 3" x 30' (8cm x 9m) standard recovery strap. Rated to 21,600 lbs. (9797 kg)

PN 88911 2" x 30' (5cm x 9m) standard recovery strap. Rated to 14,400 lbs. (6532 kg). Not pictured.

WARN SNATCH BLOCKS

Used properly, the multi-purpose snatch block can double the pulling power of any winch, or change your pulling direction without damaging the wire rope. They also help to reduce heat build up and amp draw.

PN 92188



PN 93195



PN 15640



PN 63490



PN 88899

Epic Snatch Block

PN 93195 WARN Epic Snatch Block with E-coat finish that provides maximum protection and reliability against wear and abrasion. Includes grease port. For winch capacities to 18,000 lbs. (8165 kg)

PN 92188 WARN Epic Snatch Block with E-coat finish that provides maximum protection and reliability against wear and abrasion. Includes grease port. For winch capacities to 12,000 lbs. (5443 kg)

Heavy Duty Snatch Block

PN 63490 Heavy Duty Snatch Block, with grease port. For winch capacities to 16,500 lbs. (7484 kg) with 7/16" (11mm) wire rope

PN 15640 Heavy Duty Snatch Block, with grease port. For winch capacities to 12,000 lbs. (5443 kg) with 3/8" (9.5mm) wire rope

Standard Snatch Block

PN 88899 Snatch Block with grease port. For winch capacities to 10,000 lbs. (4536 kg) with 5/16" (8mm) wire rope



PN 92093



PN 88999



SHACKLE

The clevis D-shackle provides a means for connecting the looped ends of cables, straps and snatch blocks. The shackle's pin is threaded to allow easy removal.

PN 92093 WARN Epic Shackle with E-coat finish that provides maximum protection and reliability against wear and abrasion. For 18,000 lbs. (8165 kg) capacity winches and under. 3/4" (20mm) shackle with 7/8" (22mm) pin diameter

PN 88999 For 18,000 lbs. (8165 kg) capacity winches and under. 3/4" (20mm) shackle with 7/8" (22mm) pin diameter

RECEIVER SHACKLE BRACKET

Combines a heavy-duty receiver bracket with a 3/4" (20mm) shackle. Utilizes a standard Class III receiver hitch as a recovery point for off-road use. Fits all standard Class III hitches (hitch pin not included).

PN 29312 Receiver shackle bracket

PN 63063 Hitch pin kit 5/8" (15.9mm) diameter hitch pin and clip. Fits 2" (5cm) class III receiver.

HAWSE FAIRLEADS

WARN offers two types of hawse fairleads: black cast iron and polished aluminum. The black units are good for use with steel or synthetic, on winches with a 6,000 lb. (2722 kg) pull capacity or greater. The polished-aluminum fairleads are designed to be used with synthetic rope only, and minimize the possibility of fraying.



PN 97900 Cast-iron hawse fairlead (replacement for VR)



PN 73852 Polished aluminum hawse fairlead (replacement for 9.0Rc)

PN 73850 Standard cast-iron hawse fairlead



PN 87914 Polished aluminum hawse fairlead (standard drum)



Roller Fairlead

Reduces wire rope wear, especially on pulls at severe angles. Zinc plated finish.

PN 5742 For winches over 6,000 lbs. (2722 kg) capacity (except M15 and 16.5ti).

PN 69394 For M15 and 16.5ti winches.



Fairlead Cover

Roller fairlead covers are made of high-strength ABS co-laminate and attach easily to a roller fairlead.

PN 60390 Fits the Trans4mer and Jeep mounting kits.

PN 25580 Fits the WARN Hidden Kit (Sierra & Super Duty)



Tow Hooks

Secured properly to your vehicle's frame, tow hooks provide an attachment point for wire hooks, straps and chains, increasing your recovery options. Mounting hardware is included. Rated to 8,000 lbs. (3,629 kgs) capacity. Sold individually.

PN 13230 Black

PN 13200 Chrome



EPIC WINCH HOOK

Made from ultra-strong forged steel, the WARN® Epic Winch Hook with E-coat finish provides maximum protection and reliability against wear and abrasion. Uniquely designed with built-in beverage opener.

PN 92091 For 18,000 lb. (8165 kg) capacity winches and under

PN 92090 For 12,000 lb. (5443 kg) capacity winches and under

PN 92089 For 5,000 lb. (2268 kg) capacity winches and under



TECH TIP

CARE FOR YOUR SYNTHETIC ROPE

Remember to regularly wash your synthetic rope, since dirt and debris can deteriorate the line from the inside out and compromise its integrity. Spool the line out and wash it down with water. You can also fill a pail with water, put the line in, and run it through. Pushing the rope strands together will help free dirt and debris from the fibers. This is also a good time to inspect the rope for damage.

WIRELESS WINCH CONTROL SYSTEM

The WARN Wireless Control System lets you remotely control your WARN winch from up to 50' (15.2m) away. The new system is plug-and-play: It simply plugs in where you'd normally attach your corded remote—no wiring, no hassle. Weatherproof transmitter has two large buttons making it easy to operate, even while wearing gloves.

- Two-color LED provides clear operator feedback
- Control your winch from up to 50' (15.2m) away
- Easy plug-and-play installation
- Sealed for protection against the elements
- Activation sequence guards against accidental power-ups
- Kit includes wireless transmitter, receiver, holster, lanyard and mounting hardware



PN 90287 For truck and utility Winches. Works with all five-wire truck winches (does not work with ZEON Platinum)



Receiver plugs in where you'd normally attach your corded remote



Winch Remote Control

Remote control stands up to rough treatment off-road. Rubberized, ergonomic pistol-grip handle. Ultra-weather/mud resistant thanks to improved sealing. Simple, intuitive operation. 12' (3.7m) lead. Compatible with previous generation of WARN truck winches.

PN 83665 Standard Remote (works with all current WARN Truck/SUV winches, except ZEON Platinum, PowerPlant, 9.5ti, and 16.5ti)

PN 83653 Remote for PowerPlant

PN 83658 Remote for 9.5cti, and 16.5ti

Advanced Wireless Control Window Mount

Mount the wireless remote to your windshield, or other smooth, flat, non-porous surface.

PN 94437

Advanced Wireless Winch Control

Replacement control for ZEON Platinum winches (not compatible with other winches).

PN 93043



Winch Rope Cover

Customize your ZEON or ZEON Platinum winch's look and protect the winch rope with this durable cover.

PN 87555 Slotted design **PN 89775** Solid design



Control Pack Relocation Kit

Hardware and wiring required to mount the ZEON or ZEON Platinum control pack remotely from winch.

PN 89970 ZEON, Short kit (31")

PN 89960 ZEON, Long kit (78")

PN 89970 ZEON Platinum, Short kit (31")

PN 92193 ZEON Platinum, Long kit (78")

Additional Wiring For ZEON Platinum (optional)

Light harness kit (Short) **PN 93373**

Light harness kit (Long) **PN 93375**



PN 92193



PN 26769

Quick Connect Booster Cables

This kit provides convenient power connections that utilize the WARN heavy-duty Quick Connect system. Features 4 gauge copper cable construction. Includes:

- 4' (1.2m) battery connector cable with Quick Connect plug for easy access to battery power without opening the hood
- 16' (4.9m) booster assembly with connector clamps allow stranded vehicles' battery to be reached from almost any position
- Quick Connect plug dust cover keeps connector clean and ready to use
- Installation hardware for easy installation to either top or side post batteries

PN 26769 Complete kit as described above

PN 26771 16' (4.9m) booster assembly with connector clamps only

Quick Connector and 28" / 71cm power lead. Connects to winch. **PN 36080**

Dust Cover (for Quick Connect plug) **PN 69847**



Quick Connect plugs only, no power lead. **PN 22680**

Quick Connector and 75' / 2.2m power lead, for front mounting of portable winch **PN 26405**

Quick Connect Power Accessories

Quick Connect power accessories provide a safe and simple power source for portable winches and booster cables. Plugs allow convenient connection and disconnection to the battery power source. Power connections can be added to the front, rear or both ends of the vehicle.

HEAVY-DUTY, FOR WINCHES OVER 3,000 LBS. CAPACITY.

PN 22680 Quick Connect plugs for 2-4 ga. cable, one pair

PN 36080 28" (71cm) Quick Connect power cable, for attachment to winch control pack

PN 26405 90" (228.1cm) Quick Connect power cable, for front of vehicle

PN 32963 20' (6.1m) Quick Connect power cable, for rear of vehicle. Includes power interrupt kit

PN 32966 24' (7.3m) Quick Connect power cable, for rear of vehicle. Includes power interrupt kit

PN 69847 Quick Connect plug dust covers

Power Interrupt Kit

Allows you to connect aftermarket accessories to a battery lead and then disconnect power from a dash mounted switch. Recommended for extra protection.

PN 62132



CRANK IT UP

WARN recommends your truck/SUV's battery have a minimum of 650 CCA (cold cranking amps) so you have enough power to use the winch and keep your vehicle's charging system at a high level.

TECH TIP



WARN SPYDURA SYNTHETIC ROPE

Engineered, Tested, And Approved By Warn

Spydura® synthetic winch rope is constructed of a unique ultra high molecular weight polyethylene material and offers high abrasion resistance and tremendous tensile strength. Coated with high temperature urethane, equipped with a temperature resistant sleeve on the first layer and a ballistic nylon sliding sleeve, Spydura synthetic winch rope provides extreme protection against wear and abrasion. The unique self-tightening rope attachment designed to hold the rope secure on the winch drum makes this exclusive offering from WARN ideal for pushing the limits on the trail.

For WARN winches with 10,000 lbs. (4535 kg) pull rating or less

- PN 87915 100' (30.5m) of 3/8" (9.5mm) diameter synthetic rope
- PN 88468 80' (24.4m) of 3/8" (9.5mm) diameter synthetic rope

Red Heat-Resistant Sleeve
Protects the first layer of rope from high winch drum temperature and is a visual end-of-rope warning during winching operations

Patented Self-tightening Anchoring System
10X stronger than the competition

Ballistic Nylon Sliding Sleeve
Covers the rope against sharp objects to prevent abrasion during winching

Forged Winching Hook
Robust, replaceable, and easy-to-use

Reinforced Thimble
Beefy, tough, and proven beyond its rated limit

Protective Urethane Coating
Shields the rope against UV, debris, and inhibits the rope from fraying or abrading



SPYDURA
SYNTHETIC ROPE



SPYDURA PRO SYNTHETIC High-Capacity Synthetic Rope, For Winches Up To 16,500 lbs. (7484 kg) Capacity

Lightweight, durable, and easy-to-handle Spydura Pro rope is 38% stronger than standard Spydura, and up to twice the breaking strength of the competition. Made with a heat treated fiber that delivers maximum tensile strength, Spydura Pro is made for synthetic-compatible WARN winches up to 16,500 lbs. (7484 kg) capacity.

- PN 93120 3/8" (9.5mm) X 80' (24.4m) Spydura Pro
- PN 96040 3/8" (9.5mm) X 100' (30.5m) Spydura Pro
- PN 91820 7/16" (11.1mm) x 100' (30.5m) Spydura Pro



SPYDURA
PRO



Spydura Synthetic Rope Extension

- Rope with loop on both ends, allows you to extend the reach of your winch
- Reinforced soft eyes provide ease of use and reduce weight of extension
- Constructed of a unique ultra-high molecular weight polyethylene material
- Ballistic nylon sliding sleeve provides extra protection against wear and abrasion
- For winches with 10,000 lb. (4536 kg) pull rating or less

- PN 93118 25' of 3/8" diameter (7.62m of 9.5mm)
- PN 93119 50' of 3/8" diameter (15.24m of 9.5mm)



Spydura Pro Synthetic Rope Extension

- Spydura Pro Rope with loop on both ends, allows you to extend the reach of your winch
- Reinforced soft eyes provide ease of use and reduce weight of extension
- Ballistic nylon sliding sleeve provides extra protection against wear and abrasion
- Heat-treated construction

For Winches with 12,000 lb. (5443 kg) pull rating or less:

- PN 93121 25' of 3/8" diameter (7.6m of 9.5mm)
- PN 93122 50' of 3/8" diameter (15.2m of 9.5mm)

For Winches with 18,000 lb. (8165 kg) pull rating or less:

- PN 93325 25' of 7/16" diameter (7.6m of 11mm)
- PN 93326 50' of 7/16" diameter (15.2m of 11mm)





WARN WINCH DAMPER

The WARN Winch Damper helps to prevent rope recoil in the event of a rope failure. While rope failure does not happen often, this damper will help the rope fall to the ground if such an event were to occur. Made from durable vinyl, the WARN Winch Damper also features a pocket for rigging accessories, a rubber-coated center section to prevent it from sliding down the line, and a reflective strip for increased visibility. The product also complies with 4WD competition damper regulations.


- Rubber-coated center section guards against sliding
- Durable vinyl construction
- Pocket for accessory storage
- Reflective strip for increased visibility
- Complies with 4WD competition damper requirements

PN 91575



Replacement Wire Rope

Damaged wire rope must be replaced to safely operate any winch. Constructed of aircraft wire rope and galvanized to help resist corrosion. Includes swaged loop on one end, and wire rope terminal on the other.



Wire Rope Extension

Galvanized aircraft wire rope with loop on both ends allows you to extend the reach of your winch.

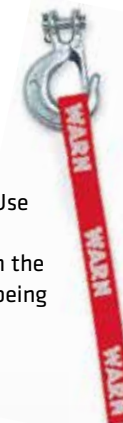
- PN 25430 5/16" x 50' (7.9mm x 15.2m)
- PN 25431 3/8" x 75' (9.5mm x 22.9m)



Hook Strap

The WARN hook strap is essential for proper handling of the hook. Use it to hold the hook and keep fingers away from the fairlead as the rope is being spooled in.

PN 69645



REPLACEMENT ROPES:

| WINCH MODEL | WINCH PN | LENGTH | DIAMETER | WIRE | ROPE PART NUMBERS | | |
|-----------------------|-----------------------------|--------------|----------------|-------|-------------------|---------|-------------|
| | | | | | STANDARD DUTY | SPYDURA | SPYDURA PRO |
| 9.5xp | 68500 | 100' (30.4m) | 5/16" (7.9mm) | 38314 | | | |
| 9.5xp-s | 87310 | 100' (30.4m) | 3/8" (9.5mm) | | | 87915 | |
| 9.5cti | 97550 | 125' (38.1m) | 5/16" (7.9mm) | 38312 | | | |
| 9.5cti Multi-Mount | 85760 | 125' (38.1m) | 5/16" (7.9mm) | 38312 | | | |
| 9.5cti-s | 97600 | 100' (30.4m) | 3/8" (9.5mm) | | | 87915 | |
| 9.0Rc | 71550 | 50' (15.2m) | 3/8" (9.5mm) | | | 71717 | |
| 16.5.ti | 68801 | 90' (27.4m) | 7/16" (11.1mm) | 61950 | | | |
| 16.5.ti-s | 97740 | 80' (24.4m) | 3/8" (9.5mm) | | | | 93120 |
| Endurance 12.0 | 73010 | 80' (24m) | 3/8" (9.5mm) | 74313 | | | |
| M8274-50 | 38631 - 12V 375832 - 24V | 150' (45.7m) | 5/16" (7.9mm) | 38311 | | | |
| M8 | 26502 | 100' (30.4m) | 5/16" (7.9mm) | 38314 | | | |
| M8-s | 87800 | 100' (30.4m) | 3/8" (9.5mm) | | | 87915 | |
| M12 | 17801 - 12V 265072 - 24V | 125' (38m) | 3/8" (9.5mm) | 38423 | | | |
| M12-S | 97720 | 100' (30.4m) | 3/8" (9.5mm) | | | 87915 | |
| M15 | 47801 - 12V 478022 - 24V | 90' (27m) | 7/16" (11mm) | 61950 | | | |
| M15-S | 97730 | 80' (24.4m) | 3/8" (9.5mm) | | | | 93120 |
| PowerPlant 9.5 | 91800 | 125' (38.1m) | 5/16" (7.9mm) | 38312 | | | |
| PowerPlant 12 | 91801 | 80' (24.3m) | 3/8" (9.5mm) | 74313 | | | |
| VR8 | 96800 | 94' (28.6m) | 5/16" (7.9mm) | 86514 | | | |
| VR8-S | 96805 | 90' (27.4m) | 3/8" (9.5mm) | | 97782 | | |
| VR10 | 96810 | 80' (24.4m) | 3/8" (9.5mm) | 89213 | | | |
| VR10-S | 96815 | 90' (27.4m) | 3/8" (9.5mm) | | 97782 | | |
| VR12 | 96820 | 80' (24.4m) | 3/8" (9.5mm) | 89213 | | | |
| VR12-S | 97035 | 90' (27.4m) | 3/8" (9.5mm) | | 97782 | | |
| XD9000 | 28500 | 100' (30.4m) | 5/16" (7.9mm) | 38314 | | | |
| XD9000i | 27550 | 125' (38.1m) | 5/16" (7.9mm) | 38312 | | | |
| XD9000i Portable | 37441 | 125' (38.1m) | 5/16" (7.9mm) | 38312 | | | |
| ZEON 8 | 88980 | 100' (30.4m) | 5/16" (7.9mm) | 89212 | | | |
| ZEON 8 Multi-Mount | 90260 | 100' (30.4m) | 5/16" (7.9mm) | 89212 | | | |
| ZEON 8-S | 89305 | 100' (30.4m) | 3/8" (9.5mm) | | | 87915 | |
| ZEON 8-S Multi-Mount | 90330 | 100' (30.4m) | 3/8" (9.5mm) | | | 87915 | |
| ZEON 10 | 88990 - 12V 90665 - 24V | 80' (24.4m) | 3/8" (9.5mm) | 89213 | | | |
| ZEON 10 Multi-Mount | 90340 | 80' (24.4m) | 3/8" (9.5mm) | 89213 | | | |
| ZEON 10-S | 89611 | 100' (30.4m) | 3/8" (9.5mm) | | | 87915 | |
| ZEON 10-S Multi-Mount | 90360 | 100' (30.4m) | 3/8" (9.5mm) | | | 87915 | |
| ZEON 12 | 89120 - 12V 90666 - 24V | 80' (24.4m) | 3/8" (9.5mm) | 89213 | | | |
| ZEON 12-S | 95950 | 80' (24.4m) | 3/8" (9.5mm) | | | | 93120 |
| ZEON Platinum 10 | 92810 | 80' (24.4m) | 3/8" (9.5mm) | 89213 | | | |
| ZEON Platinum 10-S | 92815 | 100' (30.4m) | 3/8" (9.5mm) | | | 87915 | |
| ZEON Platinum 12 | 92820 | 80' (24.4m) | 3/8" (9.5mm) | 89213 | | | |
| ZEON Platinum 12-S | 95960 | 80' (24.4m) | 3/8" (9.5mm) | | | | 93120 |

Winching Gloves

WARN winch gloves provide superior fit and protection. These gloves are designed to help protect your hands from the sharp barbs and abrasion that may occur when handling winch rope. Mandatory equipment when working with winch rope.

- Durable synthetic leather with Kevlar reinforcement resists abrasion
- Extra reinforcements provide superior knuckle and fingertip protection
- Shock absorbing palm
- Terry cloth sweat wipe, neoprene wrist and pull strap, ID tag

PN 91650 L
PN 88895 XL
PN 91600 XXL



NEOPRENE WINCH COVERS

Keep your WARN winch looking new with these Neoprene winch covers. Made from durable, form-fitting Neoprene, these covers provide protection from flying stones, road debris, and the elements.

- Elastic cover stretches over winch and resists flapping—no cords or straps
- UV protectant spray included to prolong the life of the winch cover

PN 81762 Fits all PowerPlant winches

PN 81761 Fits 9.5cti and XD9i winches

PN 91414 Fits M8, XD9, and 9.5xp

PN 91415 Fits all ZEON and ZEON Platinum winches



HARD COVER

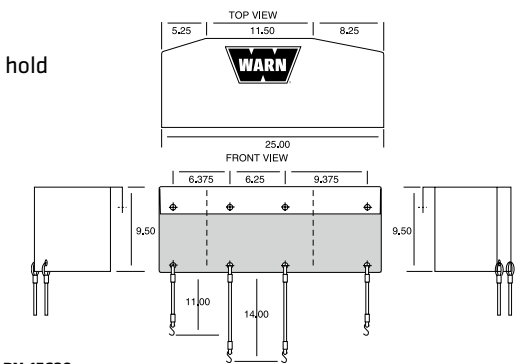
For XD9i Winch

Made from high impact co-laminate. For XD9i winch with a roller fairlead, mounted on the Trans4mer system only

PN 34035

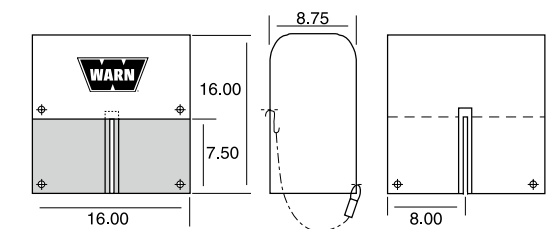
SOFT WINCH COVERS

WARN soft winch covers are made of durable nylon-backed vinyl, and hold securely with elastic bungee cord fasteners.



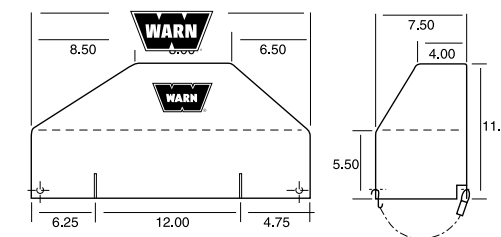
PN 15639

Fits the 16.5ti, M15 and M12 winches mounted on the Trans4mer, and Flatbed Mount



PN 8557

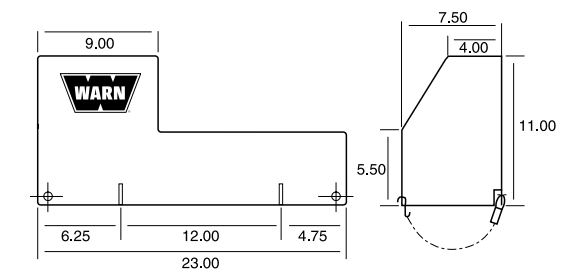
Fits the M8274-50 winch



PN 13917

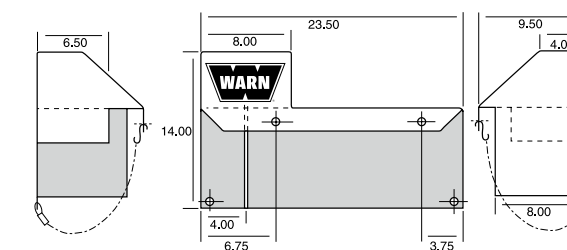
Fits 9.5cti, 9.5ti, XD9i, and winches mounted on the Trans4mer, Multi-Mount and Flatbed Mount

Fits 9.5xp, XD9, M8, (with control pack mounted behind winch motor), mounted on the Trans4mer, Multi-Mount and Flatbed Mount



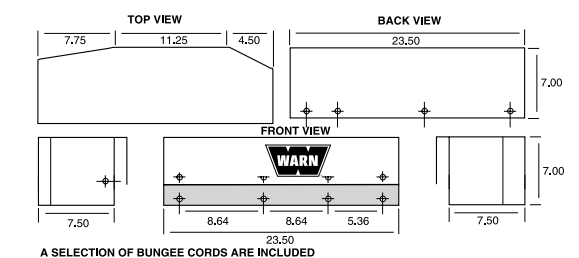
PN 13916

For the 9.5xp, XD9, and M8 winches, mounted the Trans4mer



PN 13918

Fits 9.5xp, XD9, and M8 winches mounted on the Classic Bumper (when winch control pack is mounted behind the motor)



PN 18250

Fits 9.5ti and XD9i mounted on the Classic Bumper

**AIR DOWN TIRES FOR OPTIMAL
OFF-ROAD TRACTION**

Bringing down the air pressure in your tires can greatly affect your traction off road. By lowering the pressure, you spread out the tire's footprint on the trail's surface, giving you increased grip. Don't go too low (unless you have bead locks), or the tire could slip off the bead.

TECH TIP

**BUMPERS, MOUNTING SYSTEMS, AND BODY ARMOR:
PUSH THE ENVELOPE AND DRIVE WITH CONFIDENCE**

Warn Industries means more than just winches. We manufacture a full line of mounting systems and bumpers engineered specifically to withstand the stresses encountered in winching operations and off-road driving. Built to fit your truck and your lifestyle, these bumpers have the look you want and the rugged off-road functionality you need.



2017 Ford Super Duty 250, 350, 4x4 PN 97935



2011-16 Ford Super Duty 250 350 PN 95568



2016-17 Toyota Tacoma PN 97684



2017 Ford Super Duty F250, 350 PN 97935



2015-17 Ford F150 PN 95460



2014-17 Chevy Silverado 2500/3500 PN 95870



2013-17 Ram 2500/3500 PN 95895



2014-17 Chevy/GMC 1500 PN 95800



2013-17 Ram 1500 PN 95600

WARN ASCENT FRONT BUMPERS

Combines Low-Profile Styling With High Performance Off-Road Features

When a WARN Ascent™ Bumper rides on your truck, you open up a world of possibilities. You get the look you want, the rugged functionality you need. Precision angles and a unique low-profile design maximize approach angles and optimize off-road performance. Plus, the WARN Ascent Bumpers come ready to fit the legendary WARN mid-frame winches—like the ZEON Platinum and a host of others. When it comes to integrated style and functionality, there's nothing else like it, not even close.

KEY FEATURES:

- Angled design sits high to maintain maximum ground clearance and approach angles
- Winch ready—accepts most WARN mid-frame (foot-down) winches up to 12,000 lbs. (5443 kg): ZEON and ZEON Platinum, 9.5cti, 9.5 xp, XD9000i, XD9000, M8000, and VR winches
- Bumper features integrated dual light ports to mount auxiliary flood or spot sights (lights not included)
- Welded recovery points, ready for D-shackles (sold separately)
- Bumper accommodates oversize tires
- Durable black textured powder coat over 11-gauge steel withstands rigorous salt spray testing, delivering up to 2X corrosion protection
- Easy to install—Pre-drilled bolt holes and cutouts make it easy to mount a WARN winch, even after bumper install
- Designed to fit late model Chevy/GMC, Ford, Ram, and Toyota Tacoma trucks



2017 Ford Super Duty
F250/350
PN 98050



2014-17 Ram 2500/3500 PN 96445
2010-13 Ram 2500/3500 PN 96440



2010-17 Ram 1500 PN 96440



2015-17 Ford F150 PN 96255



2011-2016 Ford Super Duty
F250/350 PN 96290

WARN ASCENT REAR BUMPERS

Wrap Your Truck In Rugged Protection

The WARN Ascent Rear Bumper is designed to sit high, maintaining maximum ground clearance and approach angles. The angled design with black finish offers a custom look, and delivers maximum off-road performance.

KEY FEATURES:

- Bumper features integrated light ports to mount auxiliary flood or spot sights (lights not included)
- Corner steps for easy access to truck bed and is parking sensor compatible
- Durable black textured powder coat over 11-gauge steel delivers maximum corrosion protection
- Laser-cut and CNC- formed for precise fit and durability
- Rear bumpers preserve park-assist sensors



2016-17 Toyota Tacoma Rear Bumper PN 98054



2011-17 Chevrolet Silverado 1500/2500/3500 PN 96550



2014-17 GMC Sierra 1500/2500/3500 PN 96550

WARN HD BUMPERS

Heavy Duty Protection For Chevy, GMC, Ram, and Ford Trucks

When you want the ultimate front bumper for your truck, you want the WARN Heavy Duty Bumper. These units are contoured to the shape of the vehicle's grille and body and have that custom-made look. They offer excellent protection thanks to a one-piece welded design that incorporates round light ports and a concealed winch mount. The WARN Heavy Duty Bumper is for the larger capacity WARN winches, including the 16.5ti.



KEY FEATURES INCLUDE:

- Welded, one-piece construction uses heavy 1/4" and 3/16" thick steel
- Integrated winch mounting structure provides maximum strength. Rated for use with all WARN Heavyweight Series winches
- Bumpers available with or without tubular grille/brush guard
- Brush guards constructed of large diameter, welded steel tubing
- Welded eyelets for D-shackles (shackles sold separately)
- Commercial duty rated and fleet approved
- Bumper design provides generous tire clearance and accommodates oversize tires
- Bumper features integrated light ports. Additional light mounting holes on top of the bumper
- Black powder-coat finish with undercoat delivers maximum durability

SEE APPLICATION CHARTS IN THE BACK OF THE CATALOG FOR SPECIFIC PART NUMBERS.
GO TO WARN.COM FOR ADDITIONAL APPLICATION IMAGES.

WARN HIDDEN KIT MOUNTING SYSTEM

For vehicle owners who want the functionality of a winch but want to maintain the vehicle's factory look, we offer the WARN Hidden Kit. With these kits, you can mount a WARN winch using the vehicle's frame holes while maintaining the factory bumper. Available for select Chevrolet, GMC, Ford, Dodge, Ram, and Toyota vehicles.



1999-2017 FORD SUPER DUTY

- Retains factory front bumper with only 6"-8" of extension. Gaps filled in with Skirting Kit (sold separately)
- Accommodates WARN Heavyweight Series winches including M12, M15, and 16.5ti
- Factory tow hooks remain intact and functional
- Access winch's controls from the top of the bumper



2016-2017 TOYOTA TACOMA

- Maintains the factory bumper position, yet allows you to use a winch
- Works with WARN ZEON Platinum, ZEON, VR, and many other WARN mid-frame winches
- Maintains factory tow hooks
- Access winch's controls by opening the hood



2002-2005 DODGE 1500 PICKUP

- Winch mounts completely behind existing front bumper
- Accommodates WARN 9.5xp, XD9, M8, or VR winches
- Access to controls is cleanly hidden behind front grille

1997-2003 FORD 4X4 F-150, F-250, AND EXPEDITION

- Winch mounts inside factory bumper
- Accommodates WARN 9.5cti, 9.5xp, XD9, XD9i, M8, or VR winches
- Access to controls is gained through large air intake

1999-2006 CHEVY AND GMC 1/2 TON PICKUPS AND SUVs

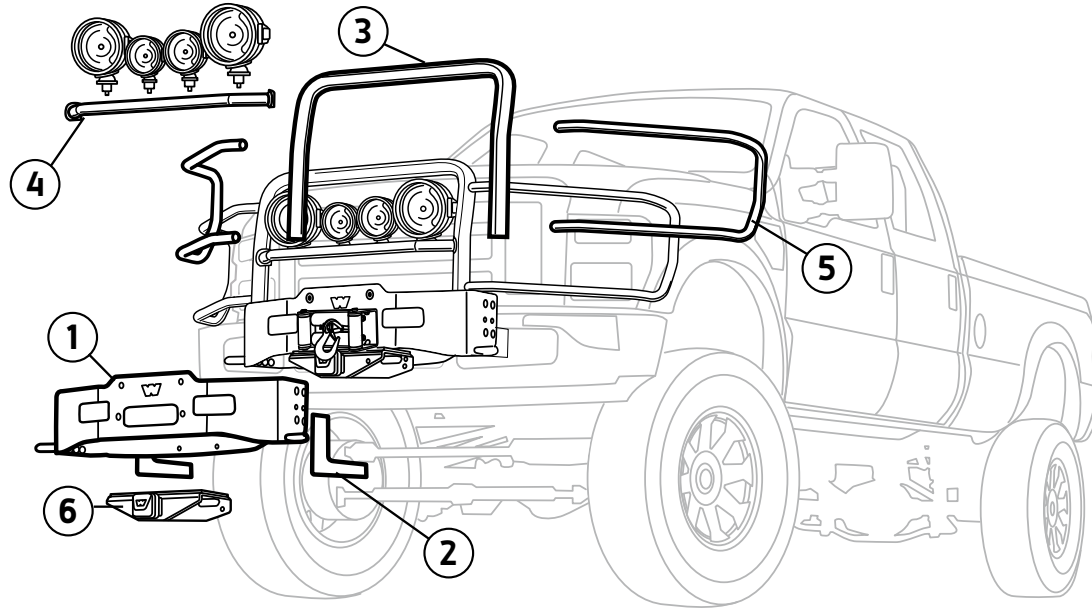
- Winch is hidden and protected from the elements behind the factory bumper
- Handles WARN 9.5xp, XD9, M8, and VR winches
- Included remote control extension lets you plug remote into your choice of locations

SEE APPLICATION CHARTS IN THE BACK OF THE CATALOG FOR SPECIFIC PART NUMBERS.
GO TO WARN.COM FOR ADDITIONAL APPLICATION IMAGES.

WARN GEN II TRANS4MER MOUNTING SYSTEM

Configure The Winch Mounting System That's Right For You

The WARN Gen II Trans4mer® winch tray attaches directly to your vehicle's frame, making it easier than ever to mount a winch to a vehicle. Now, whether you simply need a strong, durable place to mount your WARN winch, or you want the top-of-the line system with headlamp guards, grille guard, light bar, and front receiver, the WARN Gen II Trans4mer system is more accessible, durable, and versatile than ever before.



GEN II TRANS4MER COMPONENTS:

1. MOUNTING KIT

- Required part
- Allows you to mount a WARN winch
- Available for mid-frame or large-frame winches
- Includes tow hooks
- Available in black or stainless steel finish

2. MOUNTING BRACKETS

- Required part
- Engineered to fit specific makes of vehicles

3. GRILLE GUARD KIT

- Optional part
- Gives you extra protection to your vehicle's grille area
- Allows you to mount other optional parts
- Vehicle-specific application
- Available in black or stainless steel finish
- Choose from short* or tall version

* Light Bar and Headlamp Guards not compatible with short Grille Guard Kit

4. LIGHT BAR KIT

- Optional part (lights not included)
- Lets you mount up to four lights
- Attaches to the Grille Guard; has two different mounting positions
- Available in black or stainless steel finish

5. HEADLAMP GUARD KIT

- Optional part
- Protects the area around your vehicle's headlamps
- Vehicle-specific application
- Attaches to Grille Guard
- Available in black or stainless steel finish

6. RECEIVER BRACKET KIT

- Optional part
- 2" receiver for the front of a vehicle.
- For use with WARN Multi-Mount system or receiver shackle
- Universal fit
- Available in black finish only



Ford Super Duty equipped with WARN Gen II Trans4mer Mounting Kit, Grille Guard Tube (tall version), Headlamp Guards, and Light Bar



Ford F150, equipped with Gen II Trans4mer Mounting Kit and Grille Guard Tube (tall version)



Chevy Silverado HD equipped with WARN Gen II Trans4mer Mounting Kit, Grille Guard Tube (tall version), Headlamp Guards, and Light Bar



Ram HD equipped with WARN Gen II Trans4mer Mounting Kit, Grille Guard Tube (tall version), Headlamp Guards, and Light Bar



Ram HD, with Stainless Gen II Trans4mer winch carrier

SEE APPLICATION CHARTS IN THE BACK OF THE CATALOG FOR SPECIFIC PART NUMBERS. GO TO WARN.COM FOR ADDITIONAL APPLICATION IMAGES.



FEET FORWARD OF FEET DOWN?
 Know which orientation you'll need to mount your winch in your bumper or mounting system. Certain applications allow for a feet-forward style winch (such as our Heavy-weight winches), while others require the winch to be mounted feet down, like the rest of our winches. Regardless, always check with the mounting system's manufacturer to ensure the WARN winch will fit correctly.

TECH TIP

WARN TRANS4MER MOUNTING SYSTEM

The Original Trans4mer, For Earlier Trucks and SUVs

The first generation Trans4mer® can be configured in several ways to match your needs. This system is engineered so the Grille Guard uprights bolt directly to the vehicle's frame, and the Winch Carrier then bolts to the Grille Guard uprights. All components are sold separately, so you can configure the system to meet your needs. Available for earlier-model full-size trucks and SUVs.



TRANS4MER COMPONENTS:

A. GRILLE GUARD

The foundation of the Trans4mer system. The Grille Guard comes with two uprights and two crossbars, and bolts directly to the vehicle's frame. It is a required component because it provides the base for all other options.

B. BRUSH GUARDS

Add style and protection with brush guards that compliment your vehicle's lines. Optional part.

C. WINCH CARRIER

For a fixed winch mount, you'll need to add the Winch Carrier. Made of black powder-coated steel. Bolts to grille guard. Optional part.

E. FRONT RECEIVER BAR

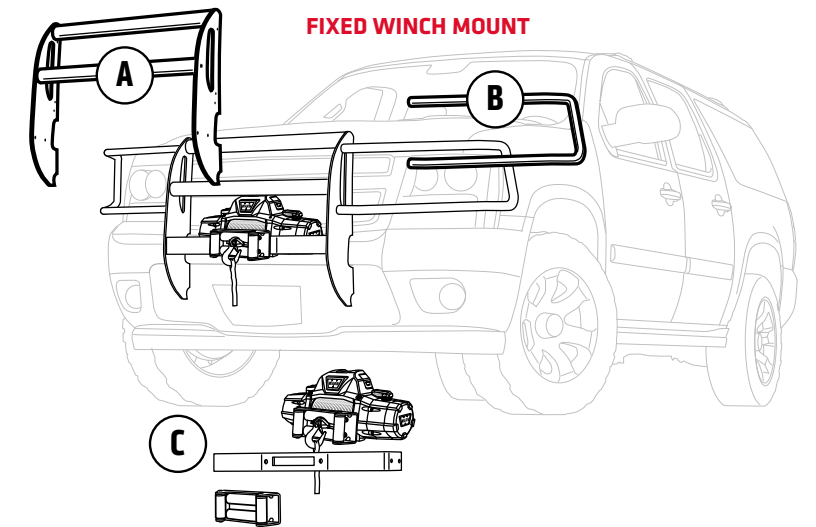
For a portable winch mount, choose the 2" front receiver. Designed to hold the Multi-Mount winch. Bolts to grille guard. Optional part.

F. LIGHT MOUNTING BAR

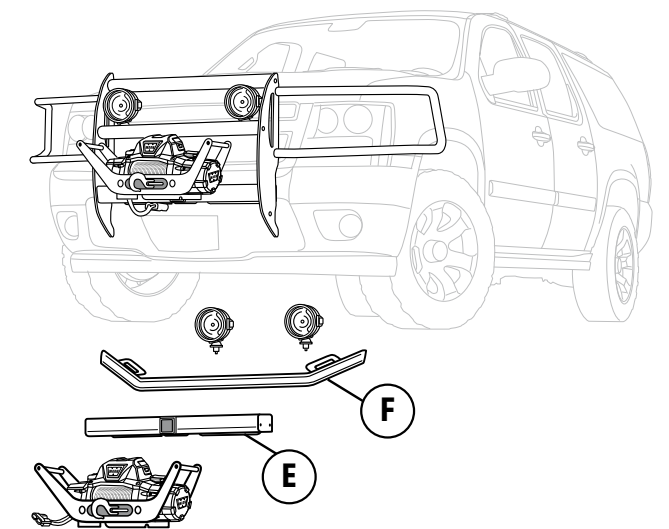
Light bar with two mounting tabs can be easily added to the Trans4mer system. Bolts to grille guard. Optional part.

SEE APPLICATION CHARTS IN THE BACK OF THE CATALOG FOR SPECIFIC PART NUMBERS. GO TO WARN.COM FOR ADDITIONAL APPLICATION IMAGES.

FIXED WINCH MOUNT



PORTABLE WINCH MOUNT WITH LIGHT BAR



WARN ELITE SERIES FRONT BUMPER FOR THE JEEP WRANGLER JK

The Ultimate Bumper For Those Looking For Versatility and Protection.

Whether you're planning an overland expedition or just out exploring, these bumpers are designed for life off road. Features include a low, recessed winch mount for the ultimate winch protection, and a wrap-around design that offers strength and style. There are recessed ports and mounts for factory or auxiliary lights, and a welded-on CNC-formed grille tube for increased protection (optional). There are recessed jack points for increased recovery options, and eyelets for D-shackles. Mounting fasteners are hidden inside the bumper for a clean finish and reduced corrosion.



Elite Bumper with grille guard tube

FEATURES

- Recessed winch mount accepts all WARN mid-frame winches 12,000 lbs. capacity and under (excluding M8274-50)
- Recessed light ports accepts factory and auxiliary lights
- Laser cut and CNC-formed steel construction
- Available with or without welded-on, CNC-formed grille guard tube
- Recessed jack points for more stable jack positioning
- Sand blasted prior to powder-coat for increased coating durability
- Mounting fasteners hidden inside for clean finish and reduced fastener corrosion

Fits '07-17 Jeep Wrangler JK (includes Rubicon, Unlimited, Unlimited Rubicon, 2 door/4 door; 2WD/4WD)

PN 87750 (Elite Bumper with grille guard tube)

PN 87775 (Elite Bumper without grille guard tube)



Elite Bumper without grille guard tube

Note: Shackle mounts are not rated for use with a tow bar

WARN ELITE SERIES REAR BUMPER AND TIRE CARRIER FOR THE JEEP WRANGLER JK

Easy-Open Tire Carrier Design Accommodates A Spare Tire Up To 40"

The WARN Elite Series™ Rear Bumper has been engineered and built to be more durable and easier to use. It features raised corners for increased departure angles to maximize off road performance and has welded eyelets for D-rings to increase your recovery options. This bumper will work with the factory receiver hitch and can accommodate up to a 40" spare tire. The tire carrier uses a chassis-mounted pivot and has a tailgate-synchronized swing-out design. It can be easily opened with one hand, and takes the weight off of the tailgate. Plus, the unique anti-vibration design keeps things quiet on and off the trail.



Fits '07-17 Jeep Wrangler JK (includes Rubicon, Unlimited, Unlimited Rubicon, 2 door/4 door; 2WD/4WD)

PN 89525 (Elite Rear Bumper)

PN 89800 (Tire Carrier)

PN 90030 (Mount for off-road jack)



Elite Rear Bumper shown with optional off-road jack mount



Note: tire sits slightly offset to the passenger side

Tire carrier is easy to open and takes the weight off of the tailgate.

WARN ROCK CRAWLER BUMPERS

Maximum Off-Road Performance for Jeeps

For those looking to equip their Jeep for serious rock crawling, WARN offers its Rock Crawler Bumpers. The standard Rock Crawler Bumper has high-clearance tapered ends for increased approach angles. The narrower Stubby version allows for maximum approach for increased off-road ability. Whichever you choose, you're going to get an extremely durable place to mount your WARN winch and increased performance in the rocks.

- Standard Rock Crawler Bumpers available for JK, TJ, YJ, and CJ.
- Rock Crawler Stubby Bumper available for JK, TJ
- Laser-cut, CNC-formed, and robotically welded steel construction for maximum durability
- Welded eyelets to accommodate D-shackles (shackles sold separately)
- Black powder-coated finish resists corrosion
- Standard Rock Crawler Front Bumper features pre-drilled holes for auxiliary lights
- Stubby Bumper has recessed ports and mounts for factory or auxiliary lights
- Stubby Bumper features recessed jack points for increased recovery options
- Available with or without grille guard tube
- Winch plate for Rock Crawler Bumper is sold separately; winch plate for Stubby Bumper is included



JK WRANGLER with front Rock Crawler Bumper, grille guard tube, and front skid plate for factory blocker beam



JK WRANGLER with front Rock Crawler Stubby Bumper



TJ WRANGLER with front Rock Crawler Bumper and winch mounting plate



TJ WRANGLER with front Rock Crawler Stubby Bumper.



YJ WRANGLER with Front Rock Crawler Bumper, grille guard tube, and winch mounting plate



Front Rock Crawler Bumper for the CJ SCRAMBLER

ROCK CRAWLER REAR BUMPER

High Clearance And The Ability To Securely Carry A Heavier Tire

This tough, durable bumper gives maximum off-road performance, thanks to its tapered ends for increased approach angles. For increased recovery options on Jeep JK, TJ, YJ, and CJ, there's an integrated 2" receiver hitch to mount your portable winch or shackle bracket (not rated for towing). The Rear Rock Crawler JK Bumper features welded eyelets for D-shackles and a cutout for the factory receiver hitch.



The WARN Tire Carrier for the Rock Crawler Rear Bumper is designed to carry a heavier wheel and tire, up to 37" in diameter. The carrier pivots on a robust 1-1/2" solid steel shaft pin that comes up through the bumper into the frame carrier. The shaft itself is welded – not bolted. Structural T-joint welds (vs. corner welds) will make this unit stand the test of time. A polyurethane pad reduces rattling. Includes frame reinforcing brackets.

FRONT AND REAR ROCK CRAWLER BUMPER PART NUMBERS

ROCK CRAWLER FRONT BUMPER

- '07-17 JK **PN 89430**
- '97-06 TJ **PN 61853**
- '87-95 YJ **PN 61856**
- '76-86 CJ **PN 61859**

GRILLE GUARD TUBE

- '07-17 JK **PN 89440** (Requires bumper PN 89430)
- '98-06 TJ **PN 61855** (Requires winch plate PN 37170, bumper PN 61853)
- '86-95 YJ **PN 61858** (Requires winch plate PN 21390, not compatible with M8274-50 winch plate PN 21395)
- '76-86 CJ **PN 61861** (Requires winch plate PN 13910 or 11310)

SKID PLATE FOR FACTORY BLOCKER BEAM

- '07-17 JK, **PN 74570** (Requires bumper PN 89430)

ROCK CRAWLER STUBBY BUMPER

- '07-17 JK **PN 87650** (bumper without grille guard tube*)
- '07-17 JK **PN 87600** (bumper with grille guard tube)
- '97-06 TJ **PN 87700** (bumper without grille guard tube)

* Winch mounting plate PN 87675 required for mounting M8274-50 to JK Stubby Bumper without grille guard tube. M8274-50 winch is not compatible with TJ Stubby Bumper and JK Stubby Bumper with grille guard tube.

ROCK CRAWLER REAR BUMPER

(will not accept tire carrier)

- '97-06 TJ **PN 61857**
- '87-95 YJ **PN 61857**
- '76-86 CJ **PN 61860**

ROCK CRAWLER BUMPER FOR TIRE CARRIER

(designed to accept tire carrier):

- '07-17 JK **PN 74300**
- '87-95 YJ **PN 65509**
- '97-06 TJ **PN 65508**
- 76-86 CJ **PN 62947**

TIRE CARRIER (carrier only – bumper sold separately):

- PN 63253** (For use with PN 62947)
- PN 64337** (For use with PN 65508, PN 65509)
- PN 74299** (For use with PN 74300)

WINCH MOUNTING PLATES FOR JEEP VEHICLES

For Use With Rock Crawler Or Factory Bumper

Off-roaders have two options for mounting a WARN winch on their Jeep JK, TJ, YJ, or CJ. The first option is a plate that mounts the ZEON, VR and most other WARN winches to the WARN Rock Crawler bumper, or standard factory bumper.

The second option is a mounting plate that marries the WARN M8274-50 to the WARN Rock Crawler or factory bumper. An optional grille guard tube is available for this kit, too.



GRILLE GUARD TUBE FOR JEEP TJ STOCK BUMPER

Black, powder-coated steel tube for the Jeep Wrangler TJ factory bumper. Accommodates all current WARN winches (except M8274-50).

Note: WARN winch plate is required



Winch mounting plate kit for JEEP JK WRANGLER
For mounting M8274-50 Winch

Winch mounting plate for JEEP TJ WRANGLER
For mounting M8274-50 Winch

Winch mounting plate for JEEP TJ WRANGLER
For all current WARN mid-frame winches, except M8274-50

Winch mounting plate for JEEP CJ WRANGLER
For all current WARN mid-frame winches, except M8274-50

Winch mounting plate for JEEP YJ WRANGLER
For all current WARN mid-frame winches, except M8274-50

SEE APPLICATION CHARTS IN THE BACK OF THE CATALOG FOR SPECIFIC PART NUMBERS.



UNIVERSAL FLATBED WINCH MOUNTING PLATES

FOOT DOWN WINCH MOUNT

Kit includes winch mounting plate, solenoid mounting bracket and nuts and bolts kit. Pre-drilled to mount the ZEON, PowerPlant, 9.5cti, 9.5xp, XD9i, XD9, M8, and VR winches. **PN 13942** Foot down winch mount kit **PN 60368** Plate only

FOOT FORWARD WINCH MOUNT

Kit includes winch mounting plate with nuts and bolts kit. Pre-drilled to mount the ZEON, M12, 9.5xp, XD9, M8274-50, M8, and VR winches (not pictured).

PN 11078 Foot forward winch mount kit (not pictured)

FOOT DOWN WINCH MOUNT FOR TRAILERS

Designed to be mounted to a trailer. The ends of the mounting plate are cut at an angle to accommodate the shape of a trailer tongue (other plates are square on the ends). Pre-drilled to mount the ZEON, 9.5cti, 9.5xp, XD9i, XD9, M8, VR, and the WARN 1700 and 4700 winches. Kit includes mounting plate and filler plate (filler plate is designed to mount WARN utility winch fairlead).

PN 63885 Foot down winch mount kit **PN 68782** Filler plate only



WARN BODY ARMOR FOR JEEP VEHICLES

Built To Absorb Whatever Nature Dishes Out



Tube style rock sliders for the Wrangler JK

PN 74580
'07-17 JK, two door

PN 74575
'07-17 JK, four door

WARN ROCK SLIDERS FOR THE JEEP WRANGLER

Take on the toughest trails with WARN Rock Sliders. These rugged parts are designed to guard against damage from rocks and boulders, keeping your vehicle looking and performing at its best. Thick steel construction and black powder-coated finish ensure durability and good looks. For the TJ, YJ, and CJ, the steel plate bolts right to the Jeep's body. For Wrangler JK tube-style sliders use support brackets to bolt to the frame/subframe. Mounting hardware is included.



Plate style rock sliders for the Wrangler TJ, YJ and CJ

PN 69875 '04-05 TJ Unlimited

PN 71500 '03-06 TJ

PN 63002 '97-02 TJ

PN 63003 '87-95 YJ

PN 63004 '76-86 CJ

WARN OIL PAN SKID PLATE FOR THE JEEP TJ WRANGLER

Bolt-on design with a frame attachment bracket that allows drive shaft travel. It also means easy conversion from a stock to lifted vehicle. Made from 1/8" 11-gauge steel and black powder-coated.

PN 65020 Jeep '97-03 TJ
(6-cylinder. Excludes Rubicon and Unlimited models)



WARN STEERING BOX SKID PLATE FOR THE JEEP WRANGLER

Provides maximum protection and clearance. Large holes allow for debris clearance without sacrificing structural support. Made from 3/16" steel and black powder-coated.

PN 64250 Jeep TJ '97-06 (includes Rubicon)

WARN DIFFERENTIAL SKID PLATE

Provides full protective coverage. Slides over objects and won't snag or hang up. Made from 3/16" steel. Available in black powder-coat.

PN 65443 (Dana 30, black)

PN 65447 (Dana 44, black)



WARN FUEL TANK SKID PLATE FOR THE JEEP WRANGLER

Bolts directly onto the frame using the existing factory attachment points. On the TJ model, the skid plate has a dropped center relief for proper fuel pump clearance and protection. Both plates feature drain holes to keep the plate free of debris. Durable black powder-coat finish fights off rust.

PN 67820 Fuel tank skid plate for the Jeep TJ Wrangler **PN 66550** Fuel tank skid plate for the Jeep YJ Wrangler



MULTI-MOUNT WINCH MOUNTING SYSTEM

Portable Configuration For Winching From The Front Or Rear

For those looking for added versatility with their winch, the WARN Multi-Mount system allows you to have a winch on the front or rear of the vehicle for maximum flexibility. Simply add the receiver to the front of the vehicle, and the Quick Connect wiring to the rear, and you're ready to go.

WARN FRONT RECEIVER

Mount your portable winch to the front of your vehicle with the WARN 2" front receiver. Mounts directly on most vehicle frames without drilling. For part numbers, see application guide.

WINCH CARRIER

Mount your WARN winch to this carrier for a portable winch configuration. Pre-drilled to mount the ZEON 8 and 10, 9.5xp, XD9i, XD9, M8, VR8 and 10 winches. Carrier kit includes Quick Connect wiring for front of vehicle (winch and rear wiring sold separately).

PN 89990 ZEON winch carrier and wiring for front of vehicle. ZEON winch sold separately.

PN 26370 Winch carrier and wiring for front of vehicle. Winch sold separately. Note: to mount the 9.5cti you must purchase as a complete kit.

PN 75330 Multi-Mount Winch Carrier for PowerPlant 9.5. PowerPlant sold separately. Includes wiring for front of vehicle.

QUICK CONNECT POWER ACCESSORIES

- A. Dust Cover (for Quick Connect plug) **PN 69847**
- B. Quick Connect and 28" (71cm) power lead. Connects to winch **PN 36080**
- C. Quick Connect plugs only, no power lead **PN 22680**
- D. Quick Connect and 7.5' (2.3m) power lead, for front mounting of portable winch **PN 26405**
- E. Quick Connect booster cable kit **PN 26769**

QUICK CONNECTOR WIRING KITS FOR REAR OF VEHICLE

- 20' (6.1m) connection for rear of vehicle. Includes Power Interrupt kit and dust cover **PN 32963**
- 24' (7.3m) connection for rear of vehicle. Includes Power Interrupt kit and dust cover **PN 32966**



PORTABLE WINCH KITS

Pre-Assembled Kits, Ready to Winch

Kits include winch, remote control, winch carrier, 7.5' power lead with Quick Connect plug for front of vehicle and hawse fairlead.



ZEON Multi-Mount

ZEON 8 – 8,000 lbs. (3629 kg) capacity with steel rope and hawse fairlead. **PN 90260**

ZEON 8-S – 8,000 lbs. (3629 kg) capacity with Spydura® synthetic rope and polished aluminum hawse fairlead. **PN 90330**

ZEON 10 – 10,000 lbs. (4536 kg) capacity with steel rope and hawse fairlead. **PN 90340**

ZEON 10-S – 10,000 lbs. (4536 kg) capacity with Spydura synthetic rope and polished aluminum hawse fairlead. **PN 90360**

9.5cti Multi-Mount

9.5cti – 9,500 lbs. (4309 kg) capacity with steel rope and hawse fairlead. **PN 85760**

XD9i Multi-Mount

XD9000i – 9,000 lbs. (4082) capacity with steel rope and hawse fairlead. **PN 37441**

WARN ROCK CRAWLER BUMPERS

For the Ever-Popular 1989–95 Toyota 4WD Pickups



FRONT ROCK CRAWLER BUMPER

This bumper replaces the factory front bumper for increased off-road performance, durability, and style. These units showcase sloped vertical surfaces, which are tapered and welded. This is to maintain approach angles and not act like a plow in deep mud or snow. The bumper's sides continue around to match up with the vehicle's flares and style lines. Welded eyelets are ready for D-shackles and the winch mounting system is integrated and pull-tested for mid-frame winches up to 12,000 lbs. Made from 3/16" and 1/4" steel, and covered in a black powder-coated finish. Will mount the 9.5xp, XD9i, XD9, M8, and VR (does not fit ZEON). Not rated for tow-bar use.

'92-95 4WD PICKUP (Excludes Tacoma) **PN 68450**

Grille Guard Tube (optional) **PN 68451**

'89-91 4WD PICKUP **PN 68450**

Grille Guard Tube (optional) **PN 68451**

REAR ROCK CRAWLER BUMPER

The WARN Rock Crawler Rear Bumper for the Toyota Pickup is designed with off-road performance in mind. The bumper sits high and tight, and is sloped to maintain approach angles and ground clearance. Welded eyelets will mount D-shackles, creating anchor points to increase your vehicle's recovery options.

These bumpers are built from 3/16" and 1/4" laser-cut steel, which is CNC formed, and robotically welded for excellent fit and durability. These units come finished in a black powder coating, and are compatible with factory and aftermarket rear receivers.

'89-95 4WD PICKUP (Excludes Tacoma) **PN 68490**



**4WD HUBS:
BUILT TOUGHER THAN THE TERRAIN THEY CRAWL OVER**

Since the day Arthur Warn invented the locking hub, WARN has stayed at the forefront of hub technology. Now we've expanded the line to include new Premium Locking Hubs for late model Ford Super Duty trucks—the first generation to feature WARN's aggressive new hub styling. Check out the chrome and black offerings and remember: When it comes to hubs, WARN is the brand to trust.

PREMIUM LOCKING HUBS FOR 2005+ FORD SUPER DUTY TRUCKS

The Super Duty Has Met Its Match

The toughest truck around gets a new-look hub: WARN Premium Locking Hubs for Ford 2005 model-year and newer Super Duty trucks. They're built to take the beatings modified rigs with bigger tires can dish out. With heat treated gears, all metal cap and dial, and corrosion-resistant stainless steel hardware, they'll shine on the job for years to come. Easy install. Easy turn dial. Easy maintenance. But darn hard to break.

PN 95060 (Black) PN 95070 (Chrome)



Made in the U.S.A. by Warn Industries, the uncompromising leader in hubs and 4WD technology



PREMIUM MANUAL HUBS

The WARN Premium Hub is a no-compromise hub designed for the hardcore off-roader or truck owner who will accept nothing less than the industry standard in performance.

The all metal construction and ZA Alloy dial ensure years of reliable functioning. This dial requires a full 9/10ths of a turn to ensure positive engagement of the inner drive gear to the clutch ring. To make sure they stay engaged, WARN Premium Hubs use a thick internal wave spring and heavy dial detents.

We know our Premium Hubs will be used hard, so we build them to last. We're so confident, that all WARN hubs are covered by a lifetime limited warranty.

STANDARD MANUAL HUBS

WARN Standard Hubs are the ideal choice for factory hub replacement. These are the same basic hubs Warn Industries has supplied to OEMs around the world. WARN standard hubs share many features with our Premium Hubs such as a 4140 steel clutch ring and inner drive gear, and a precision cast hub body.

WARN Standard Hubs are available in three styles to fit most 4WD vehicles: Internal Mount, External Mount and Flange Mount.

4WD HUBS APPLICATIONS

CHEVROLET/GMC

| Year | Cautionary Footnotes | Spline Count | Standard Manual PN | Premium Manual PN | Spindle Nut Kit Std/Prem | HUB SERVICE KIT Std | Prem | |
|---------------------------------|----------------------|--------------|--------------------|-------------------|--------------------------|---------------------|-------|-------|
| Blazer, Jimmy, Suburban | '69-91 | G, H | 19 | 9790 | 20990 | 32720 | 11967 | 20825 |
| 1/2 Ton Pickup | '69-87 | G, H | 19 | 9790 | 20990 | 32720 | 11967 | 20825 |
| 3/4 Ton Pickup | '60-76 | G | 19 | | 9072 | | | 7302 |
| 3/4 Ton Pickup | '77-87 | G, H | 19 | 9790 | 20990 | 32720 | 11967 | 20825 |
| 1 Ton Pickup | '76-87 | H | 30 | 11690 | 38826 | 32721 | 11714 | |
| 1 Ton Pickup, V-Series Crew Cab | '88-90 | H | 30 | 11690 | 38826 | 32721 | 11714 | |
| Geo/Chevrolet Tracker | '89-00 | J | 26 | 39198 | 34581 | | | 7309 |

DODGE/RAM

| | | | | | | | | |
|----------------------------------|--------|--|----|-------|-------|--|-------|-------|
| 1/2 Ton Pickup | '57-68 | | 19 | | 9072 | | | 7302 |
| 1/2 Ton Pickup & Ramcharger | '69-74 | | 19 | 9790 | 20990 | | 11967 | 20825 |
| 1/2, 3/4 Ton Pickup & Ramcharger | '80-93 | | 19 | 9790 | 20990 | | 11967 | 20825 |
| 3/4 Ton Pickup | '90-93 | | 30 | 11690 | 38826 | | 11714 | |
| 3/4 Ton Pickup | '57-74 | | 19 | | 9072 | | | 7302 |
| 1 Ton Pickup | '90-93 | | 30 | 11690 | 38826 | | 11714 | |

FORD

| | | | | | | | | |
|-----------------------------------|----------|---------|----|-------|-------|-------|-------|-------|
| Bronco II, Ranger | '83-89 | E, D | 23 | | 29070 | | 27988 | 39128 |
| Explorer | '90-94 | D, E | 27 | | 29071 | | 32720 | 39128 |
| Ranger | '90-97 | E, D | 27 | | 29071 | | 32720 | 39128 |
| Bronco | '66-96 | B, G, H | 19 | 9790 | 20990 | 32720 | 11967 | 20825 |
| 1/2 Ton Pickup | '59-96 | B, G, H | 19 | 9790 | 20990 | 32720 | 11967 | 20825 |
| 3/4 Ton Pickup | '59-75 | | 19 | 9790 | 20990 | | 11967 | 20825 |
| 3/4 Ton Pickup, Light Duty | '77.5-97 | H | 19 | 9790 | 20990 | 32720 | 11967 | 20825 |
| 3/4 Ton Pickup, Heavy Duty | '63-77 | G | 19 | | 9072 | | | 7302 |
| 3/4 Ton Pickup, Crew Cab only | '76-77.5 | | 19 | | 29063 | | | 7302 |
| 3/4 Ton Pickup, Heavy Duty | '78-97 | H | 30 | 11690 | 38826 | 32721 | 11714 | 11714 |
| 1 Ton Pickup | '78-97 | H | 30 | 11690 | 38826 | 32721 | 11714 | 11714 |
| Super Duty (F-250/350; Excursion) | '99-04 | K | 30 | 11690 | 38826 | | 11714 | 11714 |
| Super Duty (F-250/350/450/550) | '05-17 | M | 35 | | 95060 | | | 95080 |
| Super Duty (F-250/350/450/550) | '05-17 | N | 35 | | 95070 | | | 95080 |

INTERNATIONAL HARVESTER

| | | | | | | | | |
|---------------------------|--------|--|----|------|-------|--|-------|-------|
| Scout | '61-70 | | 10 | | 29062 | | | 7300 |
| Scout II, Terra, Traveler | '71-80 | | 27 | | 9062 | | | 7300 |
| 1/2 Ton Pickup, Travelall | '68-75 | | 19 | 9790 | 20990 | | 11967 | 20825 |
| 1/2 Ton, 3/4 Ton Pickup | '56-72 | | 19 | | 9072 | | | 7302 |

SUZUKU

| | | | | | | | | |
|------------|--------|--|----|--|-------|--|--|-------|
| Trooper II | '87-93 | | 17 | | 61385 | | | 61693 |
| Rodeo | '91-99 | | 17 | | 61385 | | | 61693 |

JEEP

| | | | | | | | | |
|----------------------------------|-------------|---|----|-------|-------|--|-------|-------|
| CJ, Universal, M38A1, Willys | '71 & Prior | A | 10 | | 29062 | | | 7300 |
| CJ, Universal (6 bolt) | '72-80 | G | 27 | | 9062 | | | 7300 |
| CJ, Universal Scrambler (5 bolt) | '81-86 | F | 27 | 28751 | | | | |
| Jeepster C101 Commando | '66-71 | | 10 | | 29062 | | | 7300 |
| Jeepster C104 | '72-73 | | 27 | | 9062 | | | 7300 |
| Gladiator, Wagoneer, Pickup | '73 & Prior | | 10 | | 29062 | | | 7300 |
| Full size Wagoneer, Cherokee | | | | | | | | |
| J-10 Pickup, Commander | '74-91 | G | 19 | 9790 | 20990 | | 11967 | 20825 |
| J-20 Pickup (heavy axle) | '72-76 | | 19 | | 9072 | | | 7302 |
| J-20 Pickup | '77-87 | | 19 | 9790 | 20990 | | 11967 | 20825 |
| Jeep Station Wagon, Pickup | '65 & Prior | | 10 | | 29062 | | | 7300 |

KIA

| | | | | | | | | |
|------------------|--------|--|----|--|-------|--|--|--|
| Sportage, Retona | '95-02 | | 26 | | 60247 | | | |
|------------------|--------|--|----|--|-------|--|--|--|

MAZDA

| | | | | | | | | |
|--------|--------|---|----|--|-------|--|-------|--|
| Pickup | '94-97 | E | 27 | | 29071 | | 32720 | |
| Navajo | '90-94 | E | 27 | | 29071 | | 32720 | |

NISSAN

| | | | | | | | | |
|---|----------|---|----|--|-------|--|--|-------|
| Pickup, Pathfinder | '86.5-89 | I | 27 | | 28739 | | | 29061 |
| Pickup, 4 cylinder | '90-93 | I | 27 | | 28739 | | | 29061 |
| Pickup (incl. Frontier), 4 cyl. | '94-01 | I | 28 | | 29091 | | | 29061 |
| Pickup (incl. Frontier), Pathfinder, 6 cyl. | '90-01 | I | 28 | | 29091 | | | 29061 |
| Xterra | '00 | I | 28 | | 29091 | | | 29061 |

SUZUKI

| | | | | | | | | |
|--------------------------------|--------|---|----|-------|-------|--|--|------|
| Samurai, Sierra | '82-01 | J | 26 | | 34581 | | | 7309 |
| Sidekick, X-90, Vitara, Escudo | '89-01 | J | 26 | 39198 | 34581 | | | 7309 |

TOYOTA

| | | | | | | | | |
|------------------------------------|--------|---|----|--|-------|-------|--|------|
| Pickup, Hilux, 4-Runner, with ADD | '86-95 | C | 26 | | 28761 | 29918 | | 7309 |
| Landcruiser | '76-87 | C | 30 | | 28771 | 29918 | | 7309 |
| Pickup, Hilux, 4-Runner | '76-85 | C | 30 | | 28771 | 29918 | | 7309 |
| T100 | '93-99 | C | 26 | | 28761 | 29918 | | 7309 |
| T100, W/ADD | '93-99 | C | 26 | | 28761 | 29918 | | 7309 |
| Van, Previa | '86-92 | C | 26 | | 28761 | 29918 | | 7309 |
| Tacoma (w/factory man. hubs) | '95-01 | | 26 | | 60459 | | | 7309 |
| Hilux Int'l with Torsion bar susp. | '98-01 | C | | | 28761 | 29918 | | 7309 |

CUSTOM APPLICATIONS

| | | | | | | | | |
|---|--|--|----|--|-------|--|--|-------|
| Dana 60 axle with 35 spline outer shafts (front only) | | | 35 | | 62672 | | | 11714 |
|---|--|--|----|--|-------|--|--|-------|

FOOTNOTES:

- A Very early vehicles may require that the threaded axle end be cut off.
- B Will not fit '87-early '88 model vehicles; flange mount. (Dealer item only. See Ford parts & service).
- C When replacing automatic hubs with manual hubs, you must also purchase Spindle Nut Conversion Kit #27988 for '83-'89 vehicles; Conversion Kit #32720 for '90-'97.
- D Very early '90 vehicles with 23 tooth axle spline require 1989 model hubs.
- E When replacing factory automatic hubs with manual hubs, you must also purchase Spindle Nut Conversion Kit #27988 for '83-'89 vehicles; Conversion Kit #32720 for '90-'97.
- F Will not fit vehicles with factory optional chrome wheels.
- G Vehicles with full-time 4WD will require a transfer case conversion kit.
- H When replacing automatic 3 hole cap screw hubs with manual hubs, you must purchase corresponding spindle nut conversion kit per application chart.
- I Hub Set includes Stud Kit (PN 38003).
- J Not for front axle disconnect systems.
- K Will not fit factory dual wheel application.
- L International only; will not fit vehicle produced in North America.
- M Black finish
- N Chrome finish



WARN PROVANTAGE WINCHES: ATV AND SIDE X SIDE WINCHING'S TOP DOGS

At the top of the Powersport winching food chain sit the WARN ProVantage™ winches. They deliver peak performance for frequent riders who love to go all out, all the time. Built for play, work, or a lot of both, ProVantage winches deliver both durability and power to spare. Extreme sealing keeps the crud and mud out of sensitive parts. Available with Spydura® synthetic rope option. Pulling capacities to 4,500 lbs. Ride with a ProVantage winch, and never worry about getting stuck again.

TECH TIP

STRETCH IT OUT

Before using your winch, you must stretch the cable onto the drum, no matter if you have wire or synthetic rope. This procedure, found in the winch manual, allows the line to be tightly wound onto the drum so it won't slip off during a pull.



WARN PROVANTAGE Premium Winches, Top-Of-The-Line Features

These industry-leading winches are the ultimate powersports recovery tools. Whether it's a small quad, a big ATV, or a side x side, WARN ProVantage winches offer unmatched performance, durability, and reliability in the most extreme conditions. Available in 2,500, 3,500, and 4,500 lb. capacities.

- All-metal three-stage gear train for superior durability
- Full sealing to keep water and the elements out
- Easy-to-turn, short-throw clutch handle is easy to operate, even when wearing gloves
- Patented disc brake holds the full rated load and offers superior control
- Hook, tie rods, and body feature attractive, durable corrosion-resistant black finish
- Limited lifetime warranty mechanical, 3 year electrical



The WARN ProVantage winches fit our hardcore users, no matter what vehicle they're on or what terrain they're in.

90450 ProVantage 4500
55' of 7/32" steel rope, roller fairlead, dash mounted-control switch, and corded remote

90451 ProVantage 4500-S
50' of 7/32" synthetic rope, double-powder-coated hawse fairlead, dash-mounted control switch, and corded remote

90350 ProVantage 3500
50' of 3/16" steel rope, roller fairlead, mini rocker control switch with plug, and corded remote

90351 ProVantage 3500-S
50' of 3/16" synthetic rope, double-powdercoated hawse fairlead, mini rocker control switch with plug, and corded remote

90250 ProVantage 2500
50' of 3/16" steel rope, roller fairlead, and a mini rocker control switch with plug for corded remote (remote sold separately)

90251 ProVantage 2500-S
50' of 3/16" synthetic rope, double-powder-coated hawse fairlead, and mini rocker control switch with plug for corded remote (remote sold separately)

WARN Replacement ProVantage Winches
These units are just the winch core—motor, drivetrain, drum, clutch. They do not include rope, hook, fairlead, contactor, or control.

PN 89602 ProVantage 2500
PN 89603 ProVantage 3500
PN 89604 ProVantage 4500

ProVantage 4500 Controls

Includes illuminated dash-mounted control switch and corded remote.



ProVantage 3500 Controls

Includes corded remote and mini-rocker control switch with integrated socket.



ProVantage 2500 Controls

Includes mini-rocker control switch with plug for corded remote (remote sold separately).



PROVANTAGE WINCHES: ATV AND SIDE X SIDE WINCHING'S TOP DOGS



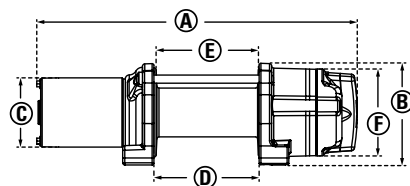


PROVANTAGE 4500 AND 4500-S

SPECIFICATIONS

Part number: 90450 (ProVantage 4500), 90451 (ProVantage 4500-S)
Rated line pull: 4500 Lbs. (2041 kg) single-line
Motor: 12V permanent magnet
Sealing: Full
Gear train: 3-stage planetary
Rope: ProVantage 4500: 55' x 7/32" (17m x 5.5mm) steel, ProVantage 4500-S: 50' x 7/32" (15m x 5.5mm) synthetic
Fairlead: ProVantage 4500: Plow roller, ProVantage 4500-S: Double powder-coated hawse
Primary control: Dash-mounted rocker (illuminated)
Remote control: Corded
Best for plow lifting: Yes
Brake: Patented roller disc
Mechanical Warranty: Limited lifetime
Electrical Warranty: 3 year
Replacement parts: Winch core: PN 89604, Contactor: PN 76429, Wire rope: PN 68851, Synthetic rope: PN 77835

DIMENSIONS



| | |
|---------------------------|--------------------------|
| A 14.78" (375.3mm) | D 4.85" (123.2mm) |
| B 4.69" (119mm) | E 4.72" (119.9mm) |
| C 3.19" (81.1mm) | F 4.01" (101.8mm) |

Mounting bolt pattern: 3.0" x 6.59" (76mm x 167mm)

12V DC PERFORMANCE SPECS (first layer of drum)

| Line Pull Lbs. (kg) | Line Speed Ft./min. (M/min.) | Motor Current | Pull by layer: layer/Lbs. (kg) |
|------------------------|------------------------------------|------------------|-----------------------------------|
| 0 | 23.6 (7.2) | 19.1 amps | 1/4500 (2041) |
| 500 (227) | 18.5 (5.6) | 54.9 amps | 2/3780 (1715) |
| 1000 (454) | 16.7 (5.1) | 84.7 amps | 3/3175 (1440) |
| 1500 (680) | 13.7 (4.2) | 113.7 amps | 4/2731 (1239) |
| 2000 (907) | 11.2(3.4) | 144.7 amps | |
| 2500 (1134) | 8.4 (2.6) | 175.0 amps | |
| 3000 (1361) | 7.3 (2.2) | 206.3 amps | |
| 3500 (1588) | 5.7 (1.7) | 241.2 amps | |
| 4000 (1814) | 3.6 (1.1) | 278.8 amps | |
| 4500 (2041) | 2.9 (0.9) | 318.0 amps | |

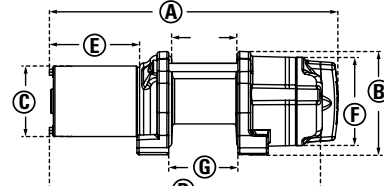


PROVANTAGE 3500 AND 3500-S

SPECIFICATIONS

Part number: 90350 (ProVantage 3500), 90351 (ProVantage 3500-S)
Rated line pull: 3500 Lbs. (1588 kg) single-line
Motor: 12V permanent magnet
Sealing: Full
Gear train: 3-stage planetary
Rope: ProVantage 3500: 50' x 3/16" (15m x 5mm) steel, ProVantage 3500-S: 50' x 3/16" (15m x 5mm) synthetic
Fairlead: ProVantage 3500: Plow roller, ProVantage 3500-S: Double powder-coated hawse
Primary control: Handlebar mini-rocker with socket
Remote control: Corded
Best for plow lifting: Yes
Brake: Patented roller disc
Mechanical Warranty: Limited lifetime
Electrical Warranty: 3 year
Replacement parts: Winch core: PN 89603, Contactor: PN 76429, Wire rope: PN 60076, Synthetic rope: PN 72128

DIMENSIONS



| | |
|---------------------------|--------------------------|
| A 13.06" (331.6mm) | E 4.08" (103.7mm) |
| B 4.69" (119mm) | F 3.98" (101.1mm) |
| C 3.19" (81.1mm) | G 3.13" (79.5mm) |
| D 12.27" (311.6mm) | |

Mounting bolt pattern: 3.0" x 4.87" (76mm x 124mm)

12V DC PERFORMANCE SPECS (first layer of drum)

| Line Pull Lbs. (kg) | Line Speed Ft./min. (M/min.) | Motor Current | Pull by layer: layer/Lbs. (kg) |
|------------------------|------------------------------------|------------------|-----------------------------------|
| 0 | 21.1 (6.4) | 21.6 amps | 1/3500 (1588) |
| 500 (227) | 17.2 (5.2) | 51.8 amps | 2/2125 (1349) |
| 1000 (454) | 14.4 (4.4) | 79.3 amps | 3/1806 (1147) |
| 1500 (680) | 12.1 (3.7) | 107.3 amps | 4/1535 (975) |
| 2000 (907) | 9.9 (3.0) | 137.9 amps | |
| 2500 (1134) | 8.1 (2.5) | 168.0 amps | |
| 3000 (1361) | 6.8 (2.1) | 194.4 amps | |
| 3500 (1588) | 5.8 (1.8) | 220.0 amps | |

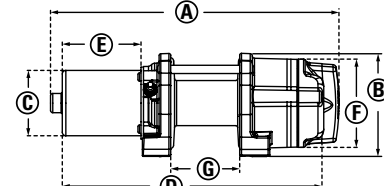


PROVANTAGE 2500 AND 2500-S

SPECIFICATIONS

Part number: 90250 (ProVantage 2500), 90251 (ProVantage 2500-S)
Rated line pull: 2500 Lbs. (1134 kg) single-line
Motor: 12V permanent magnet
Sealing: Full
Gear train: 3-stage planetary
Rope: ProVantage 2500: 50' x 3/16" (15m x 5mm) steel, ProVantage 2500-S: 50' x 3/16" (15m x 5mm) synthetic
Fairlead: ProVantage 2500: Plow roller, ProVantage 2500-S: Double powder-coated hawse
Primary control: Handlebar mini-rocker with socket
Remote control: Sold separately
Best for plow lifting: Yes
Brake: Patented roller disc
Mechanical Warranty: Limited lifetime
Electrical Warranty: 3 year
Replacement parts: Winch core: PN 89602, Contactor: PN 76429, Wire rope: PN 60076, Synthetic rope: PN 72128

DIMENSIONS



| | |
|---------------------------|--------------------------|
| A 13.10" (332.7mm) | E 3.58" (90.8mm) |
| B 4.69" (119mm) | F 4.01" (101.8mm) |
| C 3.19" (81.1mm) | G 3.13" (79.5mm) |
| D 11.79" (299.5mm) | |

Mounting bolt pattern: 3.0" x 4.87" (76mm x 124mm)


12V DC PERFORMANCE SPECS (first layer of drum)

| Line Pull Lbs. (kg) | Line Speed Ft./min. (M/min.) | Motor Current | Pull by layer: layer/Lbs. (kg) |
|------------------------|------------------------------------|------------------|-----------------------------------|
| 0 | 18.7 (5.7) | 16.8 amps | 1/2500 (1134) |
| 500 (227) | 14.3 (4.4) | 43.4 amps | 2/2125 (964) |
| 1000 (454) | 11.5 (3.5) | 68.8 amps | 3/1806 (819) |
| 1500 (680) | 9.0 (2.7) | 93.9 amps | 4/1535 (696) |
| 2000 (907) | 6.9 (2.1) | 121.0 amps | |
| 2500 (1134) | 5.4 (1.6) | 152.4 amps | |



TECH TIP

RUN WHAT YOU BRUNG
 Always have your vehicle running when you're performing a vehicle recovery. This helps to keep charging the vehicle's battery as the winch draws power. After all, you don't want a dead battery after a vehicle recovery.



WARN VANTAGE WINCHES: BIG POWER, BIG TORQUE, NOT-SO-BIG PRICE

Only WARN Vantage powersports winches blend performance and value so seamlessly. They're priced to get you going, and built to keep you going. Best-in-class performance. Solid craftsmanship and design. With features like smooth planetary gear trains, full sealing and wire rope or synthetic rope. Built strong, built to last, built to get you out of trouble wherever you meet it. But trust us, it wouldn't bear the WARN name if it didn't meet our rigorous QC standards.

TECH TIP

ROPE OFF THE BOTTOM
All WARN winches must have the rope come off the bottom of the winch drum. Failing to do so can cause the brake to engage, which may result in damage to the winch.



WARN VANTAGE Best-In-Class Winches, Affordable Prices

With performance at the top of their class, the WARN Vantage powersports winches are workhorses with attitude. Vantage will make your hard-earned dollars go further all while getting the job done the WARN way. Available in 2,000, 3,000, and 4,000 lb. capacities.

- Durable, smooth planetary gear train
- Full sealing to keep water and the elements out
- Powerful permanent magnet motor for best-in-class performance
- High-strength composite gear housing and all-metal gears
- Load-holding brake for great control
- 5 year mechanical warranty, 1 year electrical warranty



The WARN Vantage winches offer big power at a premium value and are excellent choices for vehicle recovery or moving heavy loads. Whether on the job or on the trail.

89040 Vantage 4000

55' of 7/32" steel rope, roller fairlead, dash-mounted control switch, and corded remote

89041 Vantage 4000-S

50' of 7/32" synthetic rope, powdercoated hawse fairlead, dash-mounted control switch, and corded remote

89030 Vantage 3000

50' of 3/16" steel rope, roller fairlead, mini rocker control switch, and corded remote

89031 Vantage 3000-S

50' of 3/16" synthetic rope, powdercoated hawse fairlead, mini rocker control switch, and corded remote

89020 Vantage 2000

50' of 5/32" steel rope, roller fairlead, and mini rocker control switch

89021 Vantage 2000-S

50' of 5/32" synthetic rope, powdercoated hawse fairlead, and mini rocker control switch

WARN Replacement Vantage Winches

These units are just the winch core—motor, drivetrain, drum, clutch. They do not include rope, hook, fairlead, contactor, or control.

PN 89599 Vantage 2000

PN 89600 Vantage 3000

PN 89601 Vantage 4000

Vantage 4000 Controls

Includes dash-mounted control switch and corded remote.



Vantage 3000 Controls

Includes standard mini-rocker control switch and corded remote



Vantage 2000 Controls

Includes standard mini-rocker control switch



WARN VANTAGE WINCHES: BIG POWER, BIG TORQUE, NOT-SO-BIG PRICE



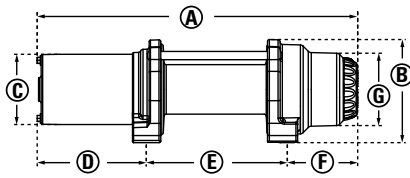


VANTAGE 4000 AND 4000-S

SPECIFICATIONS

Part number: 89040 (Vantage 4000), 89041 (Vantage 4000-S)
Rated line pull: 4000 Lbs. (1814 kg) single-line
Motor: 12V permanent magnet
Sealing: Full
Gear train: 3-stage planetary
Rope: Vantage 4000: 55' x 7/32" (17m x 5.5mm) steel, Vantage 4000-S: 50' x 7/32" (15m x 5.5mm) synthetic
Fairlead: Vantage 4000: Roller, Vantage 4000-S: Powder-coated hawse
Primary control: Dash-mounted rocker
Remote control: Corded
Best for plow lifting: Vantage 4000: No, Vantage 4000-S: Yes
Brake: Mechanical spring
Mechanical Warranty: 5 year
Electrical Warranty: 1 year
Replacement parts: Winch core: PN 89601, Contactor: PN 76429, Wire rope: PN 68851, Synthetic rope: PN 77835

DIMENSIONS



| | |
|---------------------------|--------------------------|
| A 14.57" (370.0mm) | E 6.59" (167.4mm) |
| B 4.69" (119.1mm) | F 3.20" (81.2mm) |
| C 3.19" (81.1mm) | G 3.29" (83.5mm) |
| D 4.78" (121.4mm) | |

Mounting bolt pattern: 3.0" x 6.59" (76.2mm x 167.4mm)

12V DC PERFORMANCE SPECS (first layer of drum)

| Line Pull Lbs. (kg) | Line Speed Ft./min. (M/min.) | Motor Current (Amps) | Pull by layer: layer/Lbs. (kg) |
|------------------------|------------------------------------|----------------------------|-----------------------------------|
| 0 | 18.6 (5.7) | 21.6 amps | 1/4000 (1814) |
| 500 (227) | 15.8 (4.8) | 40.7 amps | 2/3360 (1524) |
| 1000 (454) | 13.7 (4.2) | 61.8 amps | 3/2822 (1280) |
| 1500 (680) | 11.6 (3.5) | 84.2 amps | 4/2371 (1075) |
| 2000 (907) | 10.0 (3) | 106.4 amps | |
| 2500 (1134) | 8.7 (2.7) | 129 amps | |
| 3000 (1361) | 7.3 (2.2) | 152.5 amps | |
| 3500 (1588) | 6.2 (1.9) | 176.8 amps | |
| 4000 (1814) | 5.3 (1.6) | 200.8 amps | |

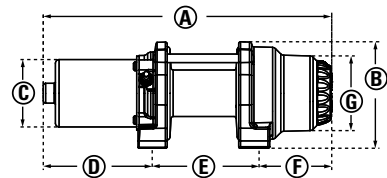


VANTAGE 3000 AND 3000-S

SPECIFICATIONS

Part number: 89030 (Vantage 3000), 89031 (Vantage 3000-S)
Rated line pull: 3000 Lbs. (1361 kg) single-line
Motor: 12V permanent magnet
Sealing: Full
Gear train: 3-stage planetary
Rope: Vantage 3000: 50' x 3/16" (15m x 5mm) steel, Vantage 3000-S: 50' x 3/16" (15m x 5mm) synthetic
Fairlead: Vantage 4000: Roller, Vantage 4000-S: Powder-coated hawse
Primary control: Handlebar mini-rocker
Remote control: Corded
Best for plow lifting: Vantage 3000: No, Vantage 3000-S: Yes
Brake: Mechanical spring
Mechanical Warranty: 5 year
Electrical Warranty: 1 year
Replacement parts: Winch core: PN 89600, Contactor: PN 89564, Wire rope: PN 60076, Synthetic rope: PN 72128

DIMENSIONS



| | |
|---------------------------|--------------------------|
| A 12.70" (322.5mm) | E 4.88" (124.0mm) |
| B 4.69" (119.1mm) | F 3.20" (81.2mm) |
| C 2.97" (75.4mm) | G 3.29" (83.5mm) |
| D 4.62" (117.3mm) | |

Mounting bolt pattern: 3.0" x 4.87" (76.2mm x 124.0mm)

12V DC PERFORMANCE SPECS (first layer of drum)

| Line Pull Lbs. (kg) | Line Speed Ft./min. (M/min.) | Motor Current (Amps) | Pull by layer: layer/Lbs. (kg) |
|------------------------|------------------------------------|----------------------------|-----------------------------------|
| 0 | 15.7 (4.8) | 23 amps | 1/3000 (1361) |
| 500 (227) | 12.8 (3.9) | 41.9 amps | 2/2550 (1157) |
| 1000 (454) | 10.4 (3.2) | 60.9 amps | 3/2168 (983) |
| 1500 (680) | 8.5 (2.6) | 81.1 amps | 4/1842 (836) |
| 2000 (907) | 6.8 (2.1) | 101.2 amps | |
| 2500 (1134) | 5.5 (1.7) | 120.8 amps | |
| 3000 (1361) | 5 (1.5) | 140.4 amps | |

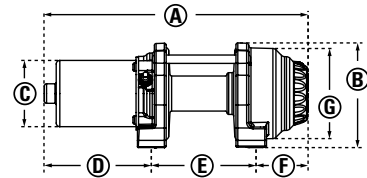


VANTAGE 2000 AND 2000-S

SPECIFICATIONS

Part number: 89020 (Vantage 2000), 89021 (Vantage 2000-S)
Rated line pull: 2000 Lbs. (907 kg) single-line
Motor: 12V permanent magnet
Sealing: Full
Gear train: 3-stage planetary
Rope: Vantage 2000: 50' x 5/32" (15m x 4mm) steel, Vantage 2000-S: 50' x 7/32" (15m x 5.5mm) synthetic
Fairlead: Vantage 2000: Roller, Vantage 2000-S: Powder-coated hawse
Primary control: Handlebar mini-rocker
Remote control: None
Best for plow lifting: Vantage 2000: No, Vantage 2000-S: Yes
Brake: Dynamic gear
Mechanical Warranty: 5 year
Electrical Warranty: 1 year
Replacement parts: Winch core: PN 89601, Contactor: PN 76429, Wire rope: PN 68851, Synthetic rope: PN 77835

DIMENSIONS



| | |
|---------------------------|--------------------------|
| A 11.81" (300.1mm) | E 4.88" (124.0mm) |
| B 4.69" (119.1mm) | F 2.33" (59.2mm) |
| C 2.97" (75.4mm) | G 4.03" (102.5mm) |
| D 4.62" (117.3mm) | |

Mounting bolt pattern: 3.0" x 4.87" (76.2mm x 124.0mm)

12V DC PERFORMANCE SPECS (first layer of drum)

| Line Pull Lbs. (kg) | Line Speed Ft./min. (M/min.) | Motor Current (Amps) | Pull by layer: layer/Lbs. (kg) |
|------------------------|------------------------------------|----------------------------|-----------------------------------|
| 0 | 14.0 (4.3) | 20.3 amps | 1/2000 (907) |
| 500 (227) | 11.4 (3.5) | 41.9 amps | 2/1700 (771) |
| 1000 (454) | 9.4 (2.9) | 64.2 amps | 3/1445 (655) |
| 1500 (680) | 7.5 (2.3) | 89.3 amps | 4/1228 (557) |
| 2000 (907) | 5.7 (1.7) | 118.7 amps | |

COMPARISON CHART: PROVANTAGE VS. VANTAGE WINCHES

| | Vantage 2000 & 2000-S | ProVantage 2500 & 2500-S | Vantage 3000 & 3000-S | ProVantage 3500 & 3500-S | Vantage 4000 & 4000-S | ProVantage 4500 & 4500-S |
|---|-----------------------------------|--|----------------------------------|--|----------------------------------|---|
| Pulling capacity | 2000 lbs. | 2500 lbs. | 3000 lbs. | 3500 lbs. | 4000 lbs. | 4500 lbs. |
| Finish | Flat gray powdercoat | Satin black powdercoat | Flat gray powdercoat | Satin black powdercoat | Flat gray powdercoat | Satin black powdercoat |
| Mechanical warranty | 5-year | LTD lifetime | 5-year | LTD lifetime | 5-year | LTD lifetime |
| Electrical warranty | 1-year | 3-years | 1-year | 3-years | 1-year | 3-years |
| Weight (wire rope) | 13.25 lbs | 15.0 lbs | 16.95 lbs | 15.3 lbs | 17.5 lbs | 19.0 lbs |
| Weight (synthetic rope) | 12.25 lbs | 14.2 lbs | 15.0 | 14.7 lbs. | 15.45 lbs | 15.6 lbs |
| Steel rope | 5/32" x 50' | 3/16" x 50' | 3/16" x 50' | 3/16" x 50' | 7/32" x 55' | 7/32" x 55' |
| Synthetic rope | 5/32" x 50' | 3/16" x 50' | 3/16" x 50' | 3/16" x 50' | 7/32" x 50' | 7/32" x 50' |
| Tie rods | Zinc plated | Black zinc plating | Zinc plated | Black zinc plating | Zinc plated | Black zinc plating |
| Hook | Zinc plated | Zinc with powder coat | Zinc plated | Zinc with powder coat | Zinc plated | Zinc with powder coat |
| Roller fairlead (steel rope winches) | Standard roller | Premium, with large diameter lower roller | Standard roller | Premium, with large diameter lower roller | Standard roller | Premium, with large diameter lower roller |
| Hawse fairlead (synthetic rope winches) | Zinc aluminum, powdercoat finish | Zinc aluminum, double powdercoat finish | Zinc aluminum, powdercoat finish | Zinc aluminum, double powdercoat finish | Zinc aluminum, powdercoat finish | Zinc aluminum, double powdercoat finish |
| Clutch | Long-travel dial, cam activated | Short throw, easy-grip dial; sliding pin & ring gear | Long-travel dial, cam activated | Short throw, easy-grip dial; sliding pin & ring gear | Long-travel dial, cam activated | Short throw, easy-grip dial |
| Primary control switch | Handlebar mini-rocker | Handlebar mini-rocker with remote socket | Handlebar mini-rocker | Handlebar mini-rocker with remote socket | Dash-mounted rocker | Lighted, dash-mounted rocker |
| Remote control | None | None | Corded | Corded | Corded | Corded |
| Fasteners | Zinc plated | Magnigard coating | Zinc plated | Magnigard coating | Zinc plated | Magnigard Coating |
| Gears | Powdered metal | Heat-treated powdered-metal | Powdered metal | Heat-treated powdered-metal | Powdered metal | Heat-treated powdered-metal |
| Geartrain | Split ring differential planetary | 3-stage planetary | 3-stage planetary | 3-stage planetary | 3-stage planetary | 3-stage planetary |
| Gear ratio | 180:1 | 154:1 | 180:1 | 154:1 | 180:1 | 154:1 |
| Brake | Dynamic gear brake | Patented roller disc | Integrated compact spring brake | Patented roller disc | Integrated compact spring brake | Patented Roller Disc |
| End housing | Glass-filled composite nylon | Die-cast aluminum | Glass-filled composite nylon | Die-cast aluminum | Glass-filled composite nylon | Die-cast aluminum |
| Durability (test under load) | 500-cycle | 1100+ cycle | 500-cycle | 1100+ cycle | 500-cycle | 1100+ cycle |
| Corrosion resistance (salt-spray chamber test) | 96-hr visual, 240-hr functional | 240-hr visual, 408-hr functional | 96-hr visual, 240-hr functional | 240-hr visual, 408-hr functional | 96-hr visual, 240-hr functional | 240-hr visual, 408-hr functional |
| Sealing | IP67 | IP67 | IP67 | IP67 | IP67 | IP67 |
| No-load line speed | 14.0' per minute | 18.7' per minute | 16.1' per minute | 21.5' per minute | 18.6' per minute | 23.6' per minute |
| Full-load line speed | 4.8' per minute | 5.4' per minute | 5.0' per minute | 5.8' per minute | 5.3' per minute | 2.9' per minute |
| Full-load motor current | 122.9 amps | 152 amps | 137.4 amps | 220 amps | 200.8 amps | 318 amps |
| No-load motor current | 20.3 amps | 16.8 amps | 22.1 amps | 17.9 amps | 21.6 amps | 19.1 amps |
| No-load duty cycle | 2.5 min., 12 min. cool | 2.5 min., 12 min. cool | 2.5 min., 12 min. cool | 2.5 min 12 min cool | 2.5 min., 12 min. cool | 2.5 min., 12 cool |





WARN XT17 PORTABLE WINCH

The Ultimate Backup For Serious Adventure Touring

It's light. It's powerful. And it shares your sense of adventure. The XT17 winch can rein in up to 1,700 pounds of pulling capacity. And talk about easy to carry—aluminum construction, 40 feet of synthetic rope, and a 8.5 lb design will have you taking it everywhere.

85700 XT17

Winch comes with hand-held corded remote, rigging strap, and wiring

85900 XT17

Winch comes with handlebar-mounted winch control, rigging strap, and wiring

12V DC PERFORMANCE SPECS (first layer of drum)

| Line Pull Lbs. (kg) | Line Speed Ft./min. (M/min.) | Motor Current | Pull by layer: layer/Lbs. (kg) |
|------------------------|---------------------------------|------------------|-----------------------------------|
| 0 | 13.8 (4.2) | 6 | 1/1700 (771) |
| 500 (227) | 10.2 (3.0) | 27 | 2/1496 (678) |
| 1000 (455) | 6.4 (1.9) | 44 | 3/1316 (597) |
| 1700 (771) | 4.6 (1.4) | 65 | 4/1158 (525) |

SPECIFICATIONS

Part number: 85700 (XT17 with controls on winch), 85900 (XT17 with controls on vehicle)

Rated line pull: 1,700 Lbs. (771 kg) single-line

Sealing: Motor

Gear train: 3-stage planetary

Rope: 40' x 5/32" (12m x 4mm) Synthetic

Control: PN 85700: Corded remote control with 10' (3m) lead, PN 85900: Handlebar-mounted rocker switch

Brake: Mechanical brake standard

Mechanical Warranty: Limited lifetime

Electrical Warranty: 1 year

Clutch control: Cam activated

Wiring diameter: 10-gauge

WARN BODY ARMOR

For ATVs And Side X Sides

Up top, everything is blue skies and good times. But down below, jagged rocks, sharp branches, and heavy logs lurk, ready to wreak havoc on your vehicle. WARN Body Armor lets you push the envelope and ride with confidence by giving your ATV or Side x Side the ultimate underbody protection. Features include aircraft-grade aluminum construction, reinforcing beads for added strength, recessed hardware to keep nuts and bolts safe and secure, and holes for drainage and servicing access.

SEE APPLICATION CHARTS IN THE BACK OF THE CATALOG FOR SPECIFIC PART NUMBERS.



BUMPERS AND WINCH MOUNTING KITS FOR ATVS AND SIDE X SIDES

WARN Bumpers: Trail Protection and A Bold, Customized Look

WARN® bumpers protect your ATV or Side x Side and make it look great. Built from laser-cut, powder-coated steel, WARN bumpers add protection and style to your vehicle. Plus, they're compatible with WARN winches, winch mounting systems, and plow systems.

WARN Side x Side bumpers have an integrated winch mount, pre-drilled holes for WARN trail lights, and the bumper folds down to open the vehicle's hood. Stout construction and a powder-coated finish make these bumpers last.



Winch Mounting Systems: Engineered For Optimum Performance

WARN winches and mounting kits are engineered together for maximum pulling power and to withstand the stresses of winching. WARN mounting systems bolt directly to the vehicle's structure and distribute the pulling load throughout the vehicle's frame. This provides extra stability and minimizes the possibility of damage to the vehicle. All mounting hardware and instructions are included.

WARN uses computer-aided manufacturing and design tools to ensure our mounting kits fit your vehicle. The mounting kits are laser cut to the exact dimensions, shaped on a computer-controlled press brake, and robotically welded for consistency.



SEE APPLICATION CHARTS IN THE BACK OF THE CATALOG FOR SPECIFIC PART NUMBERS.

Multi-Mount System For ATVs and Side X Sides

If your ATV or Side x Side has a 1/4" or 2" Class I front or rear receiver, then the Multi-Mount carrier is a versatile way to mount a WARN winch. Plus, it allows you to quickly remove the winch whenever you want.

The Multi-Mount works by simply bolting a WARN winch to the carrier, installing the Quick Connect wiring kit, and inserting the carrier into the receiver.



To assemble the system, order the winch, carrier and wiring kit. Go to warn.com for part numbers.



WARN EPIC ACCESSORIES

Featuring a Warn-exclusive 12-stage coating process; utilizing e-coat and powder coatings, these market leading accessories deliver visual appeal, improved impact-resistance and a longer wear cycle than standard winch accessories.

Epic Tree Trunk Protector

The WARN Epic Tree Trunk Protector Strap is designed to help protect a live tree from damage during winching operations and self-recovery situations. The strap is constructed of premium quality nylon with an encased red warning marker to indicate damaged webbing. Plus, end loops are reinforced with durable ring connectors and e-coated and powder coated for premium protection against wear and abrasion. The 1" x 8' Tree Trunk Protector is rated to 7,200 lbs.

PN 92094 1" x 8' (2.5cm x 2.4m)
Rated to 7,200 lbs. (3266 kg)



Epic Shackle

The Epic Shackle provides a means for connecting the looped ends of cables, straps, and snatch blocks. The shackle's pin is threaded to allow easy removal. Rated for 5,000 lb. capacity winches and under.

PN 92092 1/2" (12.7mm) shackle with 5/8" (15.9mm) pin diameter For 5,000 lb. (2268 kg) capacity winches and under.



Epic Winch Hook

The WARN Epic Winch Hook provides maximum protection and reliability against wear and abrasion. It's also been uniquely designed with a built-in beverage opener. The hook is rated for 5,000 lb. capacity winches and under.

PN 92089
For 5,000 lb. (2268 kg) capacity winches and under



Epic Snatch Block

Able to accept both wire and synthetic rope, the Epic Snatch Block is reliable, durable, and ready for action. When used properly, the multi-purpose snatch block can double the pulling power of any winch or change your pulling direction without damaging the rope. It also helps to reduce heat buildup and amp draw during recovery. Rated for 5,000 lb. winch capacities and under.

PN 92097
Rated to 5,000 lbs. (2268 kg) winch capacity and under



Light Duty Winching Accessory Kit

Double your pulling power, change your pulling direction, and keep your winch in proper working order. Accessory Kit includes 1/2" (12.7mm) shackle, 9,000 lbs. (4082 kg) maximum capacity snatch block, and two 1" x 8' (25.4mm x 2.4m) tree trunk protectors and WARN winching gloves. It all comes in a heavyweight denier carry bag.

PN 88915



Tree Trunk Protector

1" x 8' (25mm x 2.4m) load strap. Rated to 6,400 lbs. (2903 kg) **PN 88896**

Winch Cover

Made of durable, tight-fitting neoprene; resists water and cracking

PN 71072 For RT/XT 15 and 1.5ci winches

PN 71980 ProVantage 2500 and 3500, Vantage 2000 and 3000, RT/XT 25 and 30, 2.5ci, 3.0ci

PN 71975 For ProVantage 3500 and 4500, Vantage 4000, RT40, XT40 and 4.0ci



Wireless Control System

- Control your winch from up to 50' away
- Easy plug-and-play installation
- Sealed for protection against the elements
- Activation sequence guards against accidental power-ups
- Kit includes wireless transmitter, receiver, holster, lanyard and mounting hardware



PN 90288 For Powersports Winches. Works with WARN 1.5ci, 2.5ci, 3.0ci; XT/RT; and WARN ProVantage/Vantage winches.

Replacement Contactor

PN 76429 For ProVantage 4500/4500-S, ProVantage 3500/ 3500-S, Vantage 4000/4000-S,

PN 63070 For ProVantage 2500, ProVantage 2500-S

PN 89564 For Vantage 3000, Vantage 3000-S, Vantage 2000, Vantage 2000-S



Winch Upgrade Kit

Converts the WARN A2000 to the WARN 2.5ci ATV winch. Comes with contactor, Express Install wiring, and mini-rocker control switch. **PN 63990**

Snatch Block

Assists in double-lined and angled pulls. Rated to 9,000 lbs. (4082 kg) capacity and under

PN 88898



Shackle

For 4,500 lbs. (2041 kg) capacity winches and under. 1/2" (12.7mm) shackle with 5/8" (15.9mm) diameter pin. **PN 88998**



Light Weight Rigging Strap

1" x 8' (25mm x 2.4m) For anchoring and lashing to vehicles, trees, and rocks, while protecting your bike and anchor point. Rated to 2,000 lbs. (907 kg) **PN 88894**



Receiver Shackle Bracket

Utilizes a 1/4" Class I receiver as a recovery or pulling point.

PN 62041 Includes bracket, hitch pin and shackle. **PN 88998** Shackle only.



Mini-Rocker Control Switch With Integrated Socket

Kit allows you to plug in a corded remote directly into the mini-rocker switch—no need to drill and install the socket. Includes mini-rocker switch with socket, corded remote, and all necessary hardware.

PN 80588, PN 80958 Replacement--remote only



Remote Control Upgrade Kit

Everything needed to add a hand-held remote control to your RT/XT 25 series or RT/XT 15 series, 2.5ci or 1.5ci winches. Includes remote control, socket, and wiring.

PN 64259 Complete kit, described above
PN 64849 Replacement--remote only



Roller Fairlead

Reduces excessive wear on your winch rope and aids in angled pulls.



PN 28929 Replacement for Vantage 2000 and 3000, RT/XT 25, 30 series, A2500, 2.5ci, or 3.0ci winches. Upgrade from hawse fairlead on RT/XT15 series, A2000, or 1.5ci winches.



PN 29256 Replacement fairlead for Vantage 4000, RT/XT40 or 4.0ci winches.

PN 69373 Replacement fairlead for ProVantage 2500 and 3500.

PN 82550 Replacement fairlead for ProVantage 4500.

Hawse Fairleads

Designed to be used with synthetic rope, and to decrease the possibility of fraying. Replacements available for both ProVantage and Vantage winches.



PN 94245 Replacement for ProVantage 4500-S. Cast aluminum construction with durable black powdercoat and polished aluminum surfaces. 7.37" wide.

PN 94243 Replacement for ProVantage 3500-S and 2500-S. Cast aluminum construction with durable black powdercoat and polished aluminum surfaces. 6.25" wide.

PN 94244 Replacement fairlead for Vantage 4000-S. Cast aluminum construction with durable black powdercoat finish. 7.37" wide.

PN 94242 Replacement fairlead for Vantage 2000-S and 3000-S. Cast aluminum construction with durable black powdercoat finish. 6.25" wide.

STEEL VS. SYNTHETIC WINCH ROPE

WARN Vantage and ProVantage winches are available with either steel rope or synthetic rope. But which one is right for you? Let's look at some of the features and benefits of both.

Steel rope is extremely durable, abrasion resistant, and is good for utility applications where the line may contact objects like stumps, rocks, and other things that rub against the rope. Of course it's still a good choice for vehicle recovery, and has been used for decades by enthusiasts and workers alike. However, steel rope is heavier and less flexible than synthetic line. Steel rope is also less expensive than synthetic rope.

Synthetic rope is strong, lightweight, easy to handle, and it'll even float on water making it great for vehicle recovery. Synthetic rope is more prone to damage by abrasion, and requires the use of the included abrasion sleeve when the rope comes into contact with an object. Additionally, synthetic rope should be inspected regularly for ultraviolet (UV) wear and is more expensive than steel rope. However, it's a great choice for those who are looking to keep weight down, push the limits with their vehicle, and use the winch frequently.



Synthetic Rope For Powersports Winches

Strong, lightweight, and easy-to-handle synthetic winch rope. Available in a variety of lengths and diameters. Includes sliding wear sleeve.

| WINCH MODEL | PART NUMBER | ROPE INFORMATION | | ROPE PART NUMBERS | |
|-------------------|-------------|------------------|----------------|-------------------|-----------|
| | | LENGTH | DIAMETER | WIRE | SYNTHETIC |
| ProVantage 2500 | 90250 | 50' (15.2m) | 3/16" (4.8 mm) | 60076 | |
| ProVantage 2500-s | 90251 | 50' (15.2m) | 3/16" (4.8 mm) | | 73599 |
| ProVantage 3500 | 90350 | 50' (15.2m) | 3/16" (4.8 mm) | 60076 | |
| ProVantage 3500-s | 90351 | 50' (15.2m) | 3/16" (4.8 mm) | | 73599 |
| ProVantage 4500 | 90450 | 55' (15.2m) | 7/32" (5.6 mm) | 68851 | |
| ProVantage 4500-s | 90451 | 55' (16.8m) | 7/32" (5.6 mm) | | 77835 |
| Vantage 2000 | 89020 | 50' (15.2m) | 5/32" (3.9 mm) | 89561 | |
| Vantage 2000-s | 89021 | 50' (15.2m) | 5/32" (3.9 mm) | | 89563 |
| Vantage 3000 | 89030 | 50' (15.2m) | 3/16" (4.8 mm) | 60076 | |
| Vantage 3000-s | 89031 | 50' (15.2m) | 3/16" (4.8 mm) | | 73599 |
| Vantage 4000 | 89040 | 55' (15.2m) | 7/32" (5.6 mm) | 68851 | |
| Vantage 4000-s | 89041 | 55' (16.8m) | 7/32" (5.6 mm) | | 77835 |

Synthetic Rope Conversion Kit

For use with all WARN ATV winches with aluminum drums. Includes synthetic rope, rock guard sleeve and roller fairlead.

PN 72128 For ProVantage 2500 and 3500, Vantage 2000 and 3000 - 50' (15.2m) of 3/16" (4.8 mm) diam.

PN 77835 For ProVantage 4500, and Vantage 4000 - 50' (15.2m) of 7/32" (5.6 mm) diam.



Synthetic Rope Extension

Includes lightweight 1/4" (6.4 mm) diameter rope, which attaches to the winch cable for an additional 50' of distance. 4,000 lb. (1814 kg) single line capacity.

PN 69069



WARN PLOWS FOR ATVS AND SIDE X SIDES: HEAVY GAUGE, HEAVYWEIGHT HITTERS THAT PUSH THE LIMITS


Whether you're plowing a snow-clogged driveway in Idaho, or pushing animal feed in Iowa, WARN plows stand up to rugged use as only WARN products can.

For ATVs, choose from WARN ProVantage or Standard Plow Systems. With ProVantage you get the highest performance, exceptional control, and outstanding durability – plus the choice of a front or center mounting option. For lighter-duty, intermittent use there's the WARN Standard Plow System. This center-mount plow system delivers reliable, workhorse performance at a very reasonable price.

Side X Side owners can equip their vehicle for snow season with the WARN ProVantage Plow System for Side X Sides. With rapid front connection, durable construction, and top quality, it's engineered to perform. And with a variety of useful, innovative accessories, it's the most complete plow system money can buy.



PROVANTAGE FRONT-MOUNT ATV PLOW SYSTEM



Front-Connection Advantages:

- Easy-on, easy-off rapid connection system is located at the front of the vehicle-no need to crawl under the ATV
- No need to remove mount during non-plowing seasons; no reduction in ground clearance
- Front-mount systems offer the highest blade lifting capability



- ① **Tapered Plow Blade***
PN 80954 (54")
PN 80960 (60")
- ② **Plow Base/Push Tube**
Assembly (front mount)
PN 92100
- ③ **Plow mounting kit**
See application charts for part numbers


- ④ **ProVantage winch**
(Optional. Choose from winch or Plow Lift)
- ⑤ **ProPivot**
Optional part. Rotate your plow blade up to 28 degrees at the push of a button.
PN 88700 For ProVantage ATV

- ⑥ **Plow HD Mounting**
(Optional part. Increase the durability of your mounting points)
PN 85243 (Standard mount)
PN 85244 (Offset mount)
- ⑦ **Plow HD Wear Bar**
(Optional. Wear-form steel construction lasts up to 30% longer)
PN 84054 (54")
PN 84060 (60")

- ⑧ **Blade Side Wall**
(Optional. For tapered blade. Control snow run off)
PN 70880
- Plow Markers**
(Optional. 2' high antenna)
PN 67679

* Straight blades are also compatible with the front-mount system:
PN 78950 (50"), PN 78954 (54"), PN 78960 (60")

PROVANTAGE CENTER-MOUNT ATV PLOW SYSTEM



Center-Connection Advantages:

- Center-mount adds rigidity and extra stability to the ATV during plowing operations
- Designed for high ground clearance and quick installation or removal



- ① **Straight Plow Blade***
PN 78950 50" Blade
PN 78954 54" Blade
PN 78960 60" Blade
- ② **Plow Base/Push Tube**
Assembly (center mount)
PN 78100
- ③ **Plow mounting kit**
See application charts for part numbers

- ④ **ProVantage winch**
(Optional. Choose from winch or Plow Lift)
- ⑤ **Plow Pulley**
(Optional. Provides better control of plow blade by doubling the lifting advantage)
PN 84526

- ⑥ **Snow Control Flap**
(Optional. Controls snow kick back)
PN 67870
- ⑦ **Plow HD Wear Bar**
(Optional. Wear-form steel construction lasts up to 30% longer)
PN 84050 (50")
PN 84054 (54")
PN 84060 (60")

- ⑧ **Blade Side Wall**
(Optional. For straight blade. Control snow run off)
PN 80607
- Plow Markers**
(Optional. 2' high antenna).
PN 67679

* Tapered blade is also compatible with the center-mount system:
PN 80954 (54"), PN 80960 (60")

WARN STANDARD PLOW SYSTEM FOR ATVS











Reliable Performance at a Very Competitive Price

The WARN Standard Plow System gives you everything you need in a ATV plow, and nothing you don't. This basic system is perfect for lighter-duty, intermittent use. Available in center-mount only, the WARN Standard Plow System gives you a choice of 48, 54 or 60" wide straight blades. The system is available for most ATV models.



- ① **Standard Plow Blade**
PN 86766 48" Blade
PN 86768 54" Blade
PN 86772 60" Blade
- ② **Standard Plow Base/Push Tube Assembly**
PN 86528
- ③ **Plow mounting kit**
See application charts for part numbers
- ④ **Plow Lift**
PN 84600
(Optional. Choose from Plow Lift or winch)

Optional Accessories and Upgrades For Your Standard Plow System

| | | | | | |
|---|--|---|---|--|---|
|  Plow Markers 2' high antenna PN 67679 |  Snow Control Flap Flexible rubber top flap controls snow (cut to size) PN 67870 (60") |  Plow Lift Rope 8' of durable synthetic rope. Temporarily replaces your wire rope for plow season and saves wear and tear PN 68560 |  Plow Skids For Standard straight blade PN 69212 |  Roller Fairlead For Plow Lifting Larger diameter roller reduces wear on rope PN 69373 (fits WARN ATV winches 2000-3500 lbs) |  Plastic Wear Bar Excellent on concrete/brick PN 67860 (48") PN 67861 (54") PN 67862 (60") |
| |  Blade Side Wall Control run off of snow and other materials. Made of heavy duty steel PN 70880 | | |  Steel Wear Bar Replacement part for standard steel wear bar PN 39416 (48") PN 39415 (54") PN 62601 (60") | |

PROVANTAGE SIDE X SIDE PLOW SYSTEM



Rapid Connection, Durable Construction, and Top Quality










Get your Side x Side ready for plowing with the WARN ProVantage Plow System. The system has been engineered from the ground up and extensively tested to give the product years of service, so you and your vehicle can plow season after season.

The ProVantage Side x Side Plow System has the same rapid connection system as the ATV system, but it uses a big Side x Side specific 72" plow blade to move material. Just add the Side x Side plow base, a winch, pick your accessories of choice, and you're ready to get to work.



- ① **72" Straight Plow Blade**
PN 79958
- ② **Plow Base/Push Tube Assembly**
(includes pulley kit) PN 79805
- ③ **Plow mounting kit**
See application charts for part numbers
- ④ **ProVantage winch**

Optional Accessories and Upgrades For Your Side x Side Plow System

| | | | | |
|---|---|--|---|--|
|  Blade Side Wall Control snow run off PN 80607 |  Plow Lift Rope 8' of durable synthetic rope. Temporarily replaces your wire rope for plow season and saves wear and tear PN 68560 |  Plow HD Skids • Wear-form steel construction • Outlast standard skids by up to 30% PN 85368 for 72" blade |  Plow Limit Control • Extends plow system life • Protects your vehicle from impact and stops "over raised" conditions Allows you to fine tune system for a variety of stop positions PN 85950 for UTV |  Plow HD Wear Bar • Wear-form steel construction • Lasts up to 30% longer than standard wear bars PN 85287 (72") |
| |  Plow Slack Control • Extend the life of your plow system and winch rope • Eliminates winch overrun when lowering the plow (also corrects cable tangles) PN 85888 (for UTV) |  Standard Skids • Replacement part. PN 80475 |  Roller Fairlead For Plow Lifting Larger diameter roller reduces wear on rope PN 82550 (fits WARN winches 4000-4500 lbs) |  Steel Wear Bar Replacement part for standard steel wear bar PN 72047 (72") |

WARN PLOW ACCESSORIES



1. Plastic Wear Bar

Made of ultra-high molecular weight plastic (UHMW), these bars are reversible—just flip it when worn. Saves wear on the plow blades, and are excellent on concrete/brick.

PN 80860 (50"), **PN 67861** (54"), **PN 67862** (60")

Steel Wear Bar (not pictured)

PN 39416 (48"), **PN 80608** (50"), **PN 39415** (54"), **PN 62601** (60")

2. Plow Skids

For ProVantage straight and tapered blade.

PN 80475 (Note: for 50" blade, use PN 69212)

For Standard straight blade. **PN 38330**

3. Plow Lift Rope

Uses 8' section of durable synthetic rope. Temporarily replaces your wire rope for plow season and saves wear and tear. Stands up to repeated, sharp angle pulls used to lift heavy plow blade. **PN 68560**

4. ATV Plow Markers

These 2' high antenna have red rubber tips for visibility; great for use in deep snow. **PN 67679**

5. Roller Fairlead For Plow Lifting

For use with winches that raise and lower a plow blade. Larger diameter roller reduces wear on rope. **PN 69373**, **PN 82550** (RT/XT40)

6. Snow Control Flap

Made of flexible rubber, this top flap controls snow kick back and keeps snow on the ground. Fits all WARN ATV plows (cut to size). **PN 67870** (60")

7. Blade Side Wall

Control run off and get scoop-like control of snow and other materials. Helps to gather material before depositing. Made of heavy duty steel.

PN 80607 Straight blades. Can be mounted on either side

PN 70880 Tapered blades

Plow Lift

Effortlessly lifts your plow without needing to use your winch. Screw-drive system is compact and easy to install. Works with all WARN plow systems, new or old.

PN 84600




ProVantage Upgrades: Increase the Durability and Performance of Your System

Plow HD Wear Bar

- Wear-form steel construction
- Lasts up to 30% longer than standard wear bars

PN 84050 (50")
PN 84054 (54")
PN 84060 (60")
PN 85287 (72")



Plow HD Skids

- Outlast standard skids by up to 30%
- Wear-form steel construction

PN 85368



Note: not for use with 50" blade

Plow Slack Control

- Extend the life of your plow system and winch rope
- Eliminates winch overrun when lowering the plow (also corrects cable tangles)

PN 85742 ATV (Plow only)
PN 85888 ATV (Bucket only)



Plow HD Mounting

- Upgrade mounting points
- Wear-form steel construction
- Increase the durability of your mounting points
- For front-mount plow only

PN 85243 ATV (Standard mount)
PN 85244 ATV (Offset mount)



Plow Limit Control

- Protects your vehicle from impact and stops "over raised" conditions
- Allows you to fine tune system for a variety of stop positions
- Extends plow system life
- For front-mount plow only

PN 85950 ATV (bucket or plow) and UTV (plow)
PN 88950 Combo limit-slack control (plow only)



Universal Plow Mount



This versatile non-vehicle-specific plow mount will transform almost any ATV into a plow-ready machine. Compatible with both WARN ProVantage and Standard center-mount push tubes, the Universal Plow Mount provides stability and versatility. Constructed from steel and wearing a durable powder-coated finish, this mount is ideal for seasonal duty and easily attaches to a majority of ATVs.

- Center mounting position for reliable and versatile plow performance
- Low-profile design provides minimal clearance issues
- Ideal for seasonal use
- Includes mounting hardware

PN 91810



ProPivot

The WARN ProPivot™ will rotate your plow blade up to 28 degrees at the push of a button—even under load. Equipped with a powerful motor and designed using a durable split-ring gear train, ProPivot will make quick work of all plowing activities. Improved sealing along with a shock absorbing dampener system makes the ProPivot a must-have when you need superior response and versatile plow performance.

PN 88700 For ProVantage ATV plow systems





**WARN UTILITY PRODUCTS:
BRINGING YOU MORE WAYS TO GET MORE DONE**

At Warn Industries, you better believe hard work is our core value. What you'll see on these pages is a line-up of labor-saving tools that are destined to change the way you work. From the do-all, innovative PullzAll™ lifting and pulling tool to the innovative Drill Winch, WARN products mean one thing to you: letting one person do the work of two.

TECH TIP

ALWAYS WEAR GLOVES
Regardless of whether you have wire rope or synthetic rope, wearing gloves will help protect your hands from potential burrs, rope burn, and other things that could injure your hands.



WARN CORDED PULLZALL

Portable Lifting And Pulling Tool

- Lifts or pulls up to 1,000 lbs. (454 kg)
- Replaces old-fashioned come-a-longs and chainfalls
- AC version perfect for use where power is available

When you're in the shop and have access to a power source, just plug in PullzAll and let it help you tackle those labor-intensive chores. Move heavy machinery. Hoist an engine block. Lift a load precisely into place, then nail it, weld it, whatever it. You think up the task, and PullzAll revolutionizes the amount of work one person can do.

PN 885000 (120V)
PN 885001 (120V CSA)

SPECIFICATIONS

| | |
|---|---|
| Switch: Forward/reverse | Brake: Dynamic |
| Trigger: Variable speed | Steel rope: 7/32" X 15' (6mm X 4.6m) |
| Power: AC 120V / 230V | Weight: 15 lbs. (6.8 kg) |
| Wattage: 1200w | Dimensions: 20" L. x 12.50" W. x 13.25" H. (.50m L. x .31m W. x .33m H.) |
| Load indicator: Electronic, with LED | |
| Clutch: None | |



WARN CORDLESS PULLZALL

DC Powered Lifting And Pulling Tool

- Lifts or pulls up to 1,000 lbs. (454 kg)
- Cordless 24V version is great for use in the field
- Includes two rechargeable battery packs (with charger)

When work takes you to more remote locations, bring the mechanical muscle of the portable, cordless PullzAll with you. From tough tasks like pulling pipe to stretching wire fence, you'll come to count on PullzAll to get the job done quickly and effortlessly. Comes with two batteries.

PN 885005

SPECIFICATIONS

| | |
|---|---|
| Switch: Forward/reverse | Clutch: None |
| Trigger: Variable speed | Brake: Dynamic |
| Power: 24 volt DC | Steel rope: 7/32" X 15' (6mm X 4.6m) |
| Wattage: 7200w | Weight: 18 Lbs. (8.2 kg) |
| Battery: Rechargeable NiMH battery pack (with rapid charger) | Dimensions: 20" L. x 12.50" W. x 13.25" H. (.50m L. x .31m W. x .33m H.) |
| Load indicator: Electronic, with LED | |



WARN DRILL WINCH

Drill-Powered Portable Winch

How do you turn a mere handheld power drill into a portable, versatile pulling tool? With the rugged and easy-to-use WARN Drill Winch. From moving heavy nursery stock, to pulling a rolling load up onto a trailer, the 500 lbs. capacity Drill Winch does the hard-to-handle pulling jobs.

- Lightweight and portable, with a 500 lbs. (227kg) single-line pulling capacity
- Powered by standard portable drill (not included)
- Free-spool clutch makes rigging fast and easy
- Includes 30' (9.1m) of steel rope, integrated hawse fairlead, and rigging hooks (front and rear)

PN 910500



Rigging Kit

- Carry bag to hold Drill Winch and rigging items
- 5/8" D-shackles
- Two load anchor straps

PN 685014





WARN 4700 DC Heavy Puller For Trailers and General Load-Moving

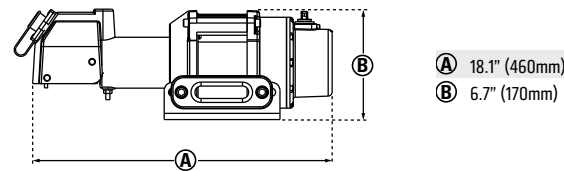
The 4700 DC boasts a ready-for-anything attitude. Bring on the big loads, the big jobs no one wants to tackle. Couple 60' of wire rope with the powerful 3-stage planetary gear train and you've got a peerless load-mover. Pulls up to 4,700 lbs, no problem.

PN 94700

SPECIFICATIONS

| | |
|---|---|
| Capacity: 4,700 lbs. (2130 kg) single-line | Brake: Dynamic and mechanical braking |
| Switch type: Remote with 12' (3.7 m) lead | Steel rope: 1/4" X 60' (18.3 m) |
| Motor: Permanent magnet | Fairlead: Hawse |
| HP: 1.9 hp 3.0" Diameter | Electrical leads: 2-6' (1.8 m) X 6 Gauge cable |
| Power: 12V DC | Weight: 42 Lbs. (19.1 kg) |
| Gear train: 3-stage planetary | Warranty: Limited one year |
| Clutch control: Paddle | Replacement Steel Rope: PN 71297 |

DIMENSIONS



- A 18.1" (460mm)
- B 6.7" (170mm)

PERFORMANCE SPECS (first layer)

| Lbs. (kg) | Ft./min. (M/min.) | Current | layer/Lbs. (kg) |
|---------------|-------------------|----------|-----------------|
| 0 (0) | 17.9 (5.5) | 47 Amps | 1/4700 (2132) |
| 1000 (453.6) | 12.8 (3.9) | 82 Amps | 2/3980 (1805) |
| 2000 (907.2) | 10.8 (3.3) | 150 Amps | 3/3450 (1565) |
| 3000 (1360.8) | 8.1 (2.5) | 212 Amps | 4/3041 (1379) |
| 4000 (1814.4) | 5.8 (1.8) | 277 Amps | 5/2720 (1234) |
| 4700 (2131.9) | 4.3 (1.3) | 322 Amps | |



WARN 4000 DC Versatile and Powerful. Great For Trailers or the Jobsite

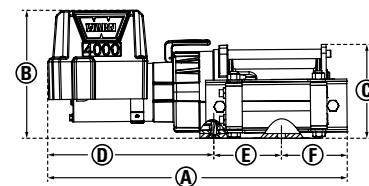
The new 4000 DC has heavy-duty pulling power; perfect for loading a heavy vehicle onto a trailer or winching the big loads at work. With durable steel rope, a roller fairlead, and a sturdy remote control, this winch is ready to go to work.

PN 94000

SPECIFICATIONS

| | |
|--|---|
| Capacity: 4000 lbs. (1814 kg) single line | Gear Ratio: 176:1 |
| Switch Type: Remote with 12' (3.7 m) Lead | Brake: Dynamic and mechanical braking |
| Motor: Permanent Magnet | Steel Rope: 7/32" X 43' (13 m) |
| HP: 1.9 HP | Fairlead: Roller |
| Power: 12 volt DC | Electrical Leads: 2 - 6' (1.8 m) x 6 gauge cable |
| Drum Diameter: 2.375" (6.03 cm) | Warranty: 1 year limited |
| Gear Train: 3-Stage planetary | Replacement Wire Rope: PN 78987 |
| Clutch: Lever - Multi-Directional | |
| Hole Pattern: 3 holes | |

DIMENSIONS



- A 15.90" (404.0mm)
- B 6.79" (172.5mm)
- C 4.98" (126.6mm)
- D 8.82" (224.0mm)
- E 3.59" (91.3mm)
- F 3.49" (88.7mm)

PERFORMANCE SPECS (first layer)

| Line Pull Lbs. (kg) | Line Speed Ft./min. (M/min.) | Motor Current | Pull by layer: layer/Lbs. (kg) |
|---------------------|------------------------------|---------------|--------------------------------|
| 0 (0) | 7.2 (2.2) | 6.7 Amps | 1/4000 (1814) |
| 500 (226.8) | 6.8 (2.1) | 24.1 Amps | 2/3410 (1547) |
| 1000 (453.6) | 5.7 (1.7) | 44.7 Amps | 3/3170 (1438) |
| 2000 (907.2) | 10.9 (3.3) | 180 Amps | 4/2950 (1338) |
| 3000 (1360.8) | 8.9 (2.7) | 210 Amps | |
| 4000 (1814.4) | 6.9 (2.1) | 240 Amps | |

WARN 2000 DC Ideal For Use On Trailers or Hitch Mounts

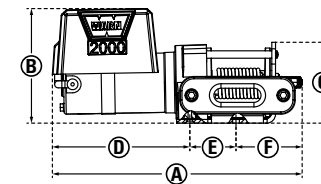
The compact yet powerful WARN 2000 DC utility winch is great for a variety of tasks, whether it's loading a vehicle onto a trailer or simply moving a heavy load at the jobsite. With 2,000 lbs. of pulling capacity, a new easy-to-use clutch lever, and a corded remote, this light-duty winch is big on features and value.

PN 92000

SPECIFICATIONS

| | |
|--|---|
| Capacity: 2,000 lbs. (907 kg) single-line | Clutch: Knob, pull and turn |
| Brake: Self-locking gear train (Rated Load Holding) | Drum Diameter: 1-1/4 in. (3.18 cm) |
| Switch Type: Remote Control | Fairlead: Hawse |
| Motor: Permanent Magnet | Hole Pattern: 2 Holes on 3.1" (7.87 cm) center |
| Steel Rope: 3/16" X 35' (10.7 m) | Gear Ratio: 153:1 |
| HP: 1.6 HP 3.0" | Electrical Leads: 2 - 6' (1.8 m) |
| Power: 12 volt DC | Weight: 18 lbs. (8.2 kg.) |
| Gear Train: Split Ring Gear | Warranty: 1 year limited |

DIMENSIONS



- A 13.26" (336.7mm)
- B 6.08" (154.4mm)
- C 4.29" (109.0mm)
- D 7.30" (188.3mm)
- E 2.45" (62.2mm)
- F 3.51" (89.2mm)

PERFORMANCE SPECS (first layer)

| Line Pull Lbs. (kg) | Line Speed Ft./min. (M/min.) | Motor Current | Pull by layer: layer/Lbs. (kg) |
|---------------------|------------------------------|---------------|--------------------------------|
| 0 (0) | 7.2 (2.2) | 6.7 Amps | 1/2000 (907) |
| 500 (226.8) | 6.8 (2.1) | 24.1 Amps | 2/1504 (682) |
| 1000 (453.6) | 5.7 (1.7) | 44.7 Amps | 3/1348 (612) |
| 1500 (680.4) | 4.8 (1.5) | 72.0 Amps | 4/1222 (554) |
| 2000 (907.2) | 4.2 (1.3) | 80.0 Amps | 5/1117 (507) |





WARN 3000 ACI A Plug-In Pulling Powerhouse

With a 3,000 lbs. pulling capacity, a TEFC induction AC motor for a long duty cycle and 100' of 5/16" wire rope, the 3000 ACI is just what you need when you need a heavy-hauling AC-powered winch. The perfect fixed-mount station winch.

PN 93000



WARN 1500 AC Extra Muscle For The Bigger Shop Chores

The WARN 1500AC delivers 1,500 lbs. (680kgs) of AC-powered pulling capacity. A powerful 0.8-horsepower permanent magnet motor, industrial planetary gearing, and all-metal housing provide smooth, reliable pulling power. A vented motor end cap and externally serviceable brushes provide improved motor cooling, extended run time and motor life. Includes a 10-foot (3m) power cord, 43-feet of 3/16" diameter steel rope, and a sealed pendant remote with 10-foot (3m) lead.

PN 85330

WARN 1000 AC Ac Pulling Power For Shops And Indoor Worksites

Ideal for use anywhere 120-Volt AC power is available, the WARN® 1000AC winch delivers 1,000 lbs. of pulling capacity. 43' of wire rope, a long duty cycle and legendary WARN durability make this a tool you can rely on to get the job done.
PN 80010



SPECIFICATIONS

Capacity: 1,000 lbs. (454 kg) single-line
Motor: 120V AC, 0.8 hp (600W) permanent magnet
Power: 120V AC, GFCI
Controls: Pendant remote
Gear train: Planetary, differential planetary
Gear ratio: 261:1
Clutch (freespool): Pull and turn
Brake: Self braking transmission
Warranty: 1 year limited

Drum diameter/length: 2.0"/3.3" (52mm/84mm)
Rope: Galvanized steel wire, Ø 3/16" x 43' (Ø 4.8mm x 13.1 m)
Length: 15.42" (39.2cm)
Drum diameter: 2.0" (52mm)
Fairlead: Hawse
Power: 120V AC, GFCI
Duty cycle: Intermittent
Finish: Powder-coat
Mounting bolt pattern: 3.1" x 2.5" (78.8mm x 63.5mm)
Weight: 26.5 lbs (12.0 kg)

PERFORMANCE SPECS (first layer)

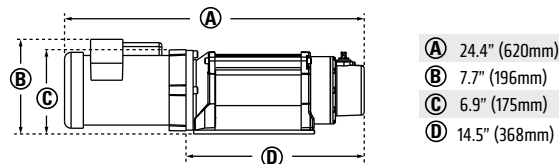
| Line Pull Lbs. (kg) | Line Speed FT./min (M/min.) | Motor Current (At 120V AC) |
|------------------------|--------------------------------|-------------------------------|
| 0 (0) | 9.6 (2.9) | .6 Amps |
| 250 (113.4) | 8.4 (2.6) | 1.6 Amps |
| 500 (226.8) | 7.6 (2.3) | 2.8 Amps |
| 750 (340.2) | 6.7 (2.0) | 4.1 Amps |
| 1000 (453.6) | 6.1 (1.9) | 5.4 Amps |

Above performance specs are based on first layer of drum

SPECIFICATIONS

Capacity: 3,000 Lbs. (1361 kg) single line
Switch type: Drum switch/station type
Motor: TEFC induction AC motor
HP: 0.7 hp 56C
Power: 115/230 volt
Gear train: 3-stage planetary
Clutch (freespool): Paddle
Brake: Dynamic and mechanical braking
Steel rope: 5/16" X 100' (30.5 m)
Fairlead: None
Electrical leads: None
Weight: 76 lbs. (34.5 kg)
Warranty: Limited one year
Replacement steel rope: PN 27110

DIMENSIONS



PERFORMANCE SPECS (first layer)

| Line Pull Lbs. (kg) | Line Speed Ft./min. (M/min.) | Motor Current | Pull by layer: layer/Lbs. (kg) |
|------------------------|---------------------------------|------------------|-----------------------------------|
| 0(0) | 12.2(3.7) | 9.1 Amps | 1/3000(1361) |
| 1000(453.6) | 8.8(2.7) | 11.0 Amps | 2/2700(1225) |
| 1500(680.4) | 8.8(2.7) | 12.7 Amps | 3/2460(1116) |
| 2000(907.2) | 8.6(2.6) | 14.8 Amps | 4/2250(1021) |
| 2500(1134) | 8.5(2.6) | 17.7 Amps | 5/2070(939) |
| 3000(1360.8) | 8.1(2.5) | 20.9 Amps | |

SPECIFICATIONS

Capacity: 1,500 lbs. (680 kg) single-line
Motor: 120V AC, 0.8 hp (600W) permanent magnet
Power: 120V AC, GFCI
Controls: Pendant remote
Gear train: Planetary, Differential Planetary
Gear ratio: 261:1
Clutch (freespool): Pull and turn
Brake: Self braking transmission
Warranty: 1 year limited
Drum diameter/length: 2.0"/3.3" (52mm/84mm)
Rope: Galvanized steel, Ø 3/16" x 43' (Ø 4.8mm x 13.1 m)
Length: 15.42" (39.2cm)
Drum diameter: 2.0" (52mm)
Fairlead: Roller
Power: 120V AC, GFCI
Duty cycle: Intermittent
Finish: Powder-coat
Mounting bolt pattern: 3.1" x 2.5" (78.8mm x 63.5mm)
Weight: 28 lbs. (12.7 kg)

PERFORMANCE SPECS (first layer)

| Line Pull Lbs. (kg) | Line Speed FT./min (M/min.) | Motor Current (At 120V AC) |
|------------------------|--------------------------------|-------------------------------|
| 0 (0) | 10.9 (3.3) | .7 Amps |
| 250 (113.4) | 8.8 (2.7) | 1.9 Amps |
| 500 (226.8) | 8.0 (2.4) | 3.3 Amps |
| 750 (340.2) | 6.9 (2.1) | 4.8 Amps |
| 1000 (453.6) | 6.1 (1.9) | 6.5 Amps |
| 1250 (567) | 5.5 (1.7) | 8.2 Amps |
| 1500 (680.4) | 4.9 (1.5) | 9.9 Amps |

Above performance specs are based on first layer of drum



PULLZALL ACCESSORIES



Pullzall Rigging Kit

- Carry bag designed to hold PullzAll and rigging items
- 5/8" D-shackles
- Two load anchor straps

PN 685014

Pullzall Battery

24V NiMH pack for the cordless PullzAll. Perfect for use as a spare and as a direct-replacement unit.

PN 685013

Pullzall Rigging Cable

Galvanized aircraft steel rope with loop on both ends allows you to hook up to another sharp object for an anchor point. Sold in packs of six.

PN 83362 10" (25.4cm) length

PN 83361 24" (61cm) length



Pullzall 12V Charger

For use with cordless PullzAll, this product plugs into the accessory/cigarette lighter of your automobile and will charge the 24V NiMH battery.

PN 685012

UTILITY WINCH ACCESSORIES

Wireless Winch Control System

The WARN Wireless Control System lets you remotely control your WARN winch from up to 50' (15.2m) away. The new system is plug-and-play: It simply plugs in where you'd normally attach your corded remote—no wiring, no hassle. Weatherproof transmitter has two large buttons making it easy to operate, even while wearing gloves.

- Two-color LED provides clear operator feedback
- Control your winch from up to 50' (15.2m) away
- Easy plug-and-play installation
- Sealed for protection against the elements
- Kit includes wireless transmitter, receiver, holster, lanyard and mounting hardware

PN 90287 Works with all five-wire truck winches and WARN 4000 DC and 4700 DC utility winches



Portable Anchor Plate

- Mounting platform for WARN Utility winches
- Allows the winch to be portable and anchored to a variety of objects

PN 70770

Quick Connect Plugs

- Allows for convenient connect/disconnect to the battery power source

PN 22680



Utility Winch Rigging Kit

- Snatch block, rated to 7,000 lbs. (3175 kg)
- 5/8" (16mm) D-shackles
- Load/anchor strap rated to 14,400 lbs. (6532 kg)
- Nylon soft carrying case

PN 70792



Remote Control

- Replacement remote control for WARN 4000 and 4700 winches with a 30' (9.1m) lead

PN: 69175



Roller Fairlead

- Assists in guiding the wire rope onto the winch drum
- Upgrade for WARN 1700/4700 winches
- Extends wire rope life

• PN 64952



Neoprene Winch Covers

Keep your WARN winch looking new with these Neoprene winch covers. Made from durable, form-fitting Neoprene, these covers provide protection from flying stones, road debris, and the elements.

- Elastic cover stretches over winch and resists flapping—no cords or straps
- UV protectant spray included to prolong the life of the winch cover

PN 91423 Fits DC1700, 2000DC

PN 91424 Fits DC3700, 4000DC

PN 91425 Fits DC4700



Hitch Adaptor

- Use to mount WARN Utility winches
- Mounts to 2" Class III receiver
- Black powder-coat finish
- Hitch pin included

PN 68531






INDUSTRIAL PRODUCTS: WHEN IT'S ALL ON THE LINE, TRUST ONE NAME: WARN

Why should you care that WARN makes a wide array of high-performance, long-cycle winches for the Industrial and Severe Duty worlds? Because it's further proof that WARN meets all challenges head-on. From tireless hydraulic winches, to efficient electric winches and reliable hoists—they pass our rigorous tests and standards to make sure they meet global ones. And then perform when you need them most.



WARN HYDRAULIC PLANETARY GEAR WINCHES

For hydraulic winching applications, no product performs better than a WARN® Industrial winch. Powerful hydraulic motors allow for extended duty. Hardened steel gear trains deliver efficient and reliable operation plus fast line speeds. Like their electric cousins, these products comply with worldwide quality and safety standards.



SERIES 30XL

For heavy tow, utility and trailer applications.

- PN 77880 (Standard Drum, Manual Clutch)
- PN 77900 (Standard Drum, Air Clutch)
- PN 77890 (Long Drum, Manual Clutch)
- PN 75990 (Long Drum Air Clutch)

SERIES 20XL

Great for carriers, trailers, or severe-duty applications.

- PN 74750 (Standard Drum, Air Clutch)
- PN 77550 (Standard Drum, Manual Clutch)
- PN 77560 (Long Drum, Air Clutch)
- PN 77570 (Long Drum, Manual Clutch)

SERIES XL-LP WINCHES

For systems that operate below 3,000 psi.

- PN 78970 (20XL-LP, Standard Drum, Air Clutch)
- PN 78980 (20XL-LP, Standard Drum, Manual Clutch)
- PN 79210 (20XL-LP, Long Drum, Air Clutch)
- PN 79220 (20XL-LP, Long Drum, Manual Clutch)
- PN 80508 (30XL-LP, Standard Drum, Air Clutch)
- PN 80509 (30XL-LP, Standard Drum, Manual Clutch)
- PN 80510 (30XL-LP, Long Drum, Air Clutch)
- PN 80511 (30XL-LP, Long Drum, Manual Clutch)

SERIES 30XL 2-SPEED

Fast no-load line retrieval. Winching capacity up to 30,000 lbf. (13608 kgf)

- PN 81617 (Long Drum, Air Clutch, Low-Pressure, 2-speed)
- PN 82710 (Long Drum, Air Clutch, 2-speed)

SERIES 18

Winching capacity up to 18,000 lbf. (8165 kgf)

- PN 74125 (Anti-Clockwise)

SERIES 15

Winching capacity up to 15,000 lbf. (6804 kgf)

- PN 65931 (Anti-Clockwise)

SERIES 12

Perfect for most tow, utility and trailer applications. Winching capacity up to 12,000 lbf. (5443 kgf)

- PN 30285 (Anti-Clockwise, 4.8 gpm)
- PN 30286 (Clockwise, 4.8 gpm)

SERIES 9

Winching capacity up to 9,000 lbf. (4082 kgf)

- PN 30281 (Anti-Clockwise, 4.9 gpm)
- PN 30282 (Clockwise, 4.9 gpm)
- PN 30279 (Anti-Clockwise, 3.0 gpm)

SERIES 6

Winching capacity up to 6,000 lbf. (2722 kgf)

- PN 33445 (Anti-Clockwise)

Go to warn.com for full product line and specs

DC ELECTRIC PLANETARY GEAR WINCHES

For electrically powered applications, WARN Industrial offers a comprehensive line of products to meet or exceed your expectations. All electric winches feature heavy-duty 12- or 24-volt series-wound industrial motors and hardened steel three-stage planetary gear trains that provide efficient and reliable operation. Every WARN Industrial planetary winch complies with the world's most stringent standards, including SAE J706 and NFPA.

SERIES 18 DC

Heavy pulling power up to 18,000 lbf. (8165 kgf)

- PN 72005 (24V Motor)

SERIES 15 DC

12 or 24v electric winch pulls up to 15,000 lbf. (6804 kgf)

- PN 66032 (12V Motor)
- PN 65932 (24V Motor)
- PN 91054 (12V, Spydura Pro Rope)
- PN 91053 (12V, Spydura Pro Max Rope)

SERIES 12 DC

Industrial electric winch pulls up to 12,000 lbf. (5443 kgf)

- PN 30289 (12V Motor)
- PN 30290 (24V Motor)
- PN 91044 (12V, Spydura Pro Rope)
- PN 91043 (12V, Spydura Pro Max rope)

SERIES 9 DC

Industrial grade winch pulls up to 9,000 lbf. (4082 kgf)

- PN 30283 (12V Motor)
- PN 30284 (24V Motor)
- PN 91034 (12V, Spydura Pro Rope)
- PN 91033 (12V, Spydura Pro Max Rope)



Go to warn.com for full product line and specs

SEVERE DUTY WINCHES

Proven in the harshest situations imaginable, WARN Severe Duty winches are built to stringent standards. Many WARN Severe Duty winches feature contactors and motors that are potted in a two-part silicone compound that provides total protection from water intrusion. A high grade, chemical resistant finish offers the ultimate in corrosion resistance while a powerful series-wound motor with thermal protection and overload interrupt switch provides unmatched performance and durability for today's customer.



SEVERE DUTY 18

24V electric self-recovery winch.

Part numbers: Contact Warn Industries customer service for application assistance

SEVERE DUTY 12 DEEP FORDING

Built to stringent standards.

Part numbers: Contact Warn Industries customer service for application assistance

Go to warn.com for full product line and specs

PLANETARY GEAR HOISTS

WARN Industrial hoists combine the performance of heavy duty motors with hardened steel planetary gear trains to provide optimum power in lifting operations. DC electric hoists are available with 12V and 24V motors while hydraulic hoists work with all hydraulic systems. All WARN hoists comply with the world's most stringent standards.



DC4000

DC electric hoist lifts up to 4,000 lbf. (1815 kgf)
PN 89833 (12V)
PN 90124 (24V)

DC3000

DC electric hoist lifts up to 3,000 lbf. (1361 kgf)
PN 85251 (12V)
PN 63897 (12V CCW)
PN 85252 (24V)

DC2500

DC electric hoist lifts up to 2,500 lbf. (1134 kgf)
PN 74396 (12V)
PN 78355 (12V, CCW)

DC2000 LF

DC electric hoist lifts up to 2,000 lbf. (907 kgf)
PN 70469 (12V)
PN 85160 (24V)

DC2000 MF

Mid-frame DC electric hoist lifts up to 2,000 lbf. (907 kgf)
PN 63899 (12V)
PN 85190 (24V)

DC1600

DC electric hoist lifts up to 1,600 lbf. (726 kgf)
PN 33503 (12V)
PN 85159 (24V)

DC1200

Midsize hoist lifts up to 1,200 lbf. (544 kgf)
PN 64254 (12V)
PN 85250 (24V)

DC1000

DC electric hoist lifts up to 1,000 lbf. (454 kgf)
PN 82469 (12V)
PN 84350 (12V Short Drum)
PN 82970 (24V)

DC800

Compact hoist lifts up to 800 lbf. (363 kgf)
PN 82467 (12V)
PN 82468 (24V)

HY3000

Hydraulic hoist lifts up to 3,000 lbf. (1361 kgf)
PN 36949
PN 36948 (CCW)

HY2000

Compact hydraulic hoist lifts up to 2,000 lbf. (907 kgf)
PN 68032

TRUCK/SUV PRODUCT APPLICATIONS BY VEHICLE MAKE AND MODEL

Application listing is current as of April 2017. Warn Industries is constantly developing new applications. If you can't find your vehicle listed here, call WARN customer service for the latest applications. In North America call 1-800-543-9276. Customers outside of North America can call 1-503-722-3008. Or check our website warn.com.

CONTENTS:

| | | | | | |
|----------------------|---------|-------------------------------|---------|--------------|---------|
| Chevrolet, GMC | 122-124 | International Harvester | 129 | Mazda | 131 |
| Dodge/Ram | 125-126 | Isuzu | 129 | Nissan | 132 |
| Ford | 127-129 | Jeep | 130-131 | Suzuki | 132 |
| Hummer | 129 | Kia | 131 | Toyota..... | 132-133 |



MOUNTING SYSTEMS FOOTNOTES:

(V) 20'/6m Power Lead (PN 32963) or 24'/8m Power Lead (PN 32966) required for winching from rear

(31) Not compatible when installing M8274-50 winch

MOUNTING SYSTEMS

| '16-17 SILVERADO 1500, 2WD & 4WD | |
|---|-------|
| Gen II Trans4mer | |
| Bracket Kit (Required)..... | 98400 |
| Winch Mount Plate; Mid-Frame; Black (PowerPlant 9.5 & 12, ZEON, 9.5cti, 9.5xp, XD9i, XD9, M8, VR12, VR10, VR8)..... | 88240 |
| Grille Guard Kit, Black..... | 92001 |
| Headlamp Guard Kit, Black..... | 98855 |
| Light Bar Kit, Black (31)..... | 80143 |
| Receiver Kit, Black..... | 80149 |

| | |
|---|-------|
| Ascent front bumper (ZEON, 9.5cti, 9.5xp, XD9i, XD9, M8, VR12, VR10, VR8)..... | 96730 |
| Ascent rear bumper..... | 96550 |

| '14-15 SILVERADO 1500, 2WD & 4WD | |
|---|-------|
| Gen II Trans4mer | |
| Bracket Kit (Required)..... | 91760 |
| Winch Mount Plate; Mid-Frame; Black (PowerPlant 9.5 & 12, ZEON, 9.5cti, 9.5xp, XD9i, XD9, M8, VR12, VR10, VR8)..... | 88240 |
| Grille Guard Kit, Black..... | 92001 |
| Headlamp Guard Kit, Black..... | 91780 |
| Light Bar Kit, Black (31)..... | 80143 |
| Receiver Kit, Black..... | 80149 |

| | |
|---|-------|
| Ascent front bumper (ZEON, 9.5cti, 9.5xp, XD9i, XD9, M8, VR12, VR10, VR8)..... | 95800 |
| Ascent rear bumper..... | 96550 |

| '07-13 SILVERADO 1500, 2WD & 4WD | |
|--|-------|
| Trans4mer Grille Guard; Black..... | 75230 |
| Angled Light Bar; Black..... | 73745 |
| Brush Guard; Black (Three-Bar Wrap Around)..... | 75590 |
| Trans4mer Grille Guard; Stainless..... | 76007 |
| Angled Light Bar; Stainless..... | 73753 |
| Brush Guard; Stainless (Three-Bar Wrap Around)..... | 75720 |
| Receiver; Black (use with Trans4mer only)..... | 29397 |
| Winch Carrier; Black (PowerPlant 9.5 & 12, ZEON, 9.5cti, 9.5xp, XD9i, XD9, M8, VR12, VR10, VR8)..... | 29394 |
| Winch Carrier; Black (M8274-50 only)..... | 62027 |

| '03-06, '07 "CLASSIC" SILVERADO 1500, '03-06 AVALANCHE 1500 WITHOUT CLADDING, 2WD & 4WD | |
|--|-------|
| Trans4mer Grille Guard; Black..... | 76139 |
| Angled Light Bar; Black..... | 73745 |
| Brush Guard; Black (Three-Bar Wrap Around)..... | 65340 |
| Receiver; Black (use with Trans4mer only)..... | 29397 |
| Winch Carrier; Black (PowerPlant 9.5 & 12, ZEON, 9.5cti, 9.5xp, XD9i, XD9, M8, VR12, VR10, VR8)..... | 29394 |
| Winch Carrier; Black (M8274-50 only)..... | 62027 |

| '03-06 SILVERADO 1500 HD, 2500 (NON-HD) 2WD & 4WD | |
|--|-------|
| Trans4mer Grille Guard; Black..... | 68162 |
| Angled Light Bar; Black..... | 73745 |
| Brush Guard; Black (Three-Bar Wrap Around)..... | 65340 |
| Receiver; Black (use with Trans4mer only)..... | 29397 |
| Winch Carrier; Black (PowerPlant 9.5 & 12, ZEON, 9.5cti, 9.5xp, XD9i, XD9, M8, VR12, VR10, VR8)..... | 29394 |

| | |
|---|-------|
| Multi-Mount Winch Frame (9.5xp, XD9i, XD9, M8, VR10, VR8) (V)..... | 26370 |
| Multi-Mount Winch Frame (PowerPlant 9.5) (V)..... | 75330 |
| Multi-Mount Winch Frame (ZEON 8, ZEON 10)..... | 89990 |

| '15-17 SILVERADO 2500HD & 3500, 2WD & 4WD | |
|---|-------|
| Gen II Trans4mer | |
| Bracket Kit (Required)..... | 94036 |
| Winch Carrier Kit; Large Frame; Black (16.5ti, M15, M12, M8274-50)..... | 90110 |
| Winch Carrier Kit; Mid Frame; Black (PowerPlant 9.5 & 12, ZEON, 9.5cti, 9.5xp, XD9i, XD9, M8, VR12, VR10, VR8)..... | 88240 |
| Winch Carrier Kit; Industrial; Black (Series 15, 12, 9)..... | 91405 |
| Grille Guard Kit; Black..... | 85495 |
| Short Grille Guard Kit; Black (31)..... | 84785 |
| Headlamp Guard Kit; Black..... | 94165 |

| | |
|---|-------|
| Light Bar Kit; Black (31)..... | 80143 |
| Receiver Kit; Black..... | 80149 |
| Bracket Kit (Required)..... | 94036 |
| Winch Carrier Kit; Large Frame; Stainless (16.5ti, M15, M12, M8274-50)..... | 90115 |
| Winch Carrier Kit; Mid Frame; Stainless (PowerPlant 9.5 & 12, ZEON, 9.5cti, 9.5xp, XD9i, XD9, M8, VR12, VR10, VR8)..... | 88245 |
| Grille Guard Kit; Stainless..... | 85500 |
| Short Grille Guard Kit; Stainless (31)..... | 84790 |
| Headlamp Guard Kit; Stainless..... | 94166 |
| Light Bar Kit; Stainless (31)..... | 80148 |
| Receiver Kit; Black..... | 80149 |

| | |
|---|-------|
| Heavy Duty Bumper With Grille/Brush Guard, Black (16.5ti, M15, M12)..... | 93470 |
|---|-------|

| | |
|--|-------|
| Heavy Duty Bumper Without Grille/Brush Guard, Black (16.5ti, M15, M12)..... | 93472 |
|--|-------|

| | |
|---|-------|
| Ascent front bumper (ZEON, 9.5cti, 9.5xp, XD9i, XD9, M8, VR12, VR10, VR8)..... | 95870 |
| Ascent rear bumper..... | 96550 |

| '11-14 SILVERADO 2500HD & 3500, 2WD & 4WD | |
|---|-------|
| Gen II Trans4mer | |
| Bracket Kit (Required)..... | 90165 |
| Winch Carrier Kit; Large Frame; Black (16.5ti, M15, M12, M8274-50)..... | 90110 |
| Winch Carrier Kit; Mid Frame; Black (PowerPlant 9.5 & 12, ZEON, 9.5cti, 9.5xp, XD9i, XD9, M8, VR12, VR10, VR8)..... | 88240 |
| Winch Carrier Kit; Industrial; Black (Series 15, 12, 9)..... | 91405 |
| Grille Guard Kit; Black..... | 85495 |
| Short Grille Guard Kit; Black (31)..... | 84785 |
| Headlamp Guard Kit; Black..... | 85500 |
| Light Bar Kit; Black (31)..... | 80143 |
| Receiver Kit; Black..... | 80149 |
| Bracket Kit (Required)..... | 90165 |
| Winch Carrier Kit; Large Frame; Stainless (16.5ti, M15, M12, M8274-50)..... | 90115 |
| Winch Carrier Kit; Mid Frame; Stainless (PowerPlant 9.5 & 12, ZEON, 9.5cti, 9.5xp, XD9i, XD9, M8, VR12, VR10, VR8)..... | 88245 |
| Grille Guard Kit; Stainless..... | 85500 |
| Short Grille Guard Kit; Stainless (31)..... | 84790 |
| Headlamp Guard Kit; Stainless..... | 85510 |
| Light Bar Kit; Stainless (31)..... | 80148 |
| Receiver Kit; Black..... | 80149 |

| | |
|--|-------|
| Ascent rear bumper (2014 only)..... | 96550 |
|--|-------|

| '07-10 SILVERADO 2500HD & 3500, 2WD & 4WD | |
|---|--|
|---|--|

| | |
|---|-------|
| Gen II Trans4mer | |
| Bracket Kit (Required)..... | 90140 |
| Winch Carrier Kit; Large Frame; Black (16.5ti, M15, M12, M8274-50)..... | 90110 |
| Winch Carrier Kit; Mid Frame; Black (PowerPlant 9.5 & 12, ZEON, 9.5cti, 9.5xp, XD9i, XD9, M8, VR12, VR10, VR8)..... | 88240 |
| Winch Carrier Kit; Industrial; Black (Series 15, 12, 9)..... | 91405 |
| Grille Guard Kit; Black..... | 80980 |
| Short Grille Guard Kit; Black (31)..... | 84785 |
| Light Bar Kit; Black (31)..... | 80143 |
| Receiver Kit; Black..... | 80149 |
| Bracket Kit (Required)..... | 90140 |
| Winch Carrier Kit; Large Frame; Stainless (16.5ti, M15, M12, M8274-50)..... | 90115 |
| Winch Carrier Kit; Mid Frame; Stainless (PowerPlant 9.5 & 12, ZEON, 9.5cti, 9.5xp, XD9i, XD9, M8, VR12, VR10, VR8)..... | 88245 |
| Grille Guard Kit; Stainless..... | 81090 |
| Short Grille Guard Kit; Stainless (31)..... | 84790 |
| Headlamp Guard Kit; Stainless..... | 81080 |
| Light Bar Kit; Stainless (31)..... | 80148 |
| Receiver Kit; Black..... | 80149 |

| | |
|--|-------|
| Trans4mer Grille Guard; Black..... | 76110 |
| Angled Light Bar; Black..... | 73745 |
| Brush Guard; Black (Three-Bar Wrap Around)..... | 75590 |
| Receiver; Black (use with Trans4mer only)..... | 29397 |
| Winch Carrier; Black (PowerPlant 9.5 & 12, ZEON, 9.5cti, 9.5xp, XD9i, XD9, M8, VR12, VR10, VR8)..... | 29394 |
| Winch Carrier; Black (16.5ti, M15, M12, M8274)..... | 62027 |

MOUNTING SYSTEMS (CONTINUED)

| '03-06, '07 "CLASSIC" SILVERADO 2500HD & 3500, 2WD & 4WD | |
|--|-------|
| Trans4mer Grille Guard; Black..... | 76244 |
| Angled Light Bar; Black..... | 73745 |
| Brush Guard; Black (Three-Bar Wrap Around)..... | 65340 |
| Receiver; Black (use with Trans4mer only)..... | 29397 |
| Winch Carrier; Black (PowerPlant 9.5 & 12, ZEON, 9.5cti, 9.5xp, XD9i, XD9, M8, VR12, VR10, VR8)..... | 29394 |
| Winch Carrier; Black (16.5ti, M15, M12, M8274)..... | 62027 |

| '01-02 SILVERADO 2500HD AND 3500, 2WD & 4WD | |
|--|-------|
| Trans4mer Grille Guard; Black..... | 61145 |
| Angled Light Bar; Black..... | 73745 |
| Brush Guards; Black (Three-Bar Wrap Around)..... | 39190 |
| Receiver; Black (use with Trans4mer only)..... | 29397 |
| Winch Carrier; Black (PowerPlant 9.5 & 12, ZEON, 9.5cti, 9.5xp, XD9i, XD9, M8, VR12, VR10, VR8)..... | 29394 |
| Winch Carrier; Black (16.5ti, M15, M12, M8274-50)..... | 62027 |

| | |
|---|-------|
| Multi-Mount Winch Frame (9.5xp, XD9i, XD9, M8, VR10, VR8) (V)..... | 26370 |
| Multi-Mount Winch Frame (PowerPlant 9.5) (V)..... | 75330 |
| Multi-Mount Winch Frame (ZEON 8, ZEON 10)..... | 89990 |
| Front Receiver (Must be Rev. B0 or later)..... | 60268 |

| '99-02 SILVERADO, '00-06 TAHOE, SUBURBAN, 1/2 TON ONLY, 2WD & 4WD | |
|--|-------|
| Trans4mer Grille Guard; Black..... | 39185 |
| Angled Light Bar; Black..... | 73745 |
| Brush Guards; Black (Three-Bar Wrap Around)..... | 39190 |
| Receiver; Black (use with Trans4mer only)..... | 29397 |
| Winch Carrier; Black (PowerPlant 9.5 & 12, ZEON, 9.5cti, 9.5xp, XD9i, XD9, M8, VR12, VR10, VR8)..... | 29394 |
| Winch Carrier; Black (M12, M8274-50)..... | 62027 |

| | |
|--|-------|
| Hidden Mount (ZEON, ZEON Platinum, VR, 9.5cti, 9.5xp, XD9, M8)..... | 61770 |
|--|-------|

| '99-02 SILVERADO, '00-06 SUBURBAN, 3/4 TON ONLY, 2WD & 4WD; '01-02 1500HD CREW CAB | |
|--|-------|
| Trans4mer Grille Guard; Black..... | 60036 |
| Angled Light Bar; Black..... | 73745 |
| Brush Guards; Black (Three-Bar Wrap Around)..... | 39190 |
| Receiver; Black (use with Trans4mer only)..... | 29397 |
| Winch Carrier; Black (PowerPlant 9.5 & 12, ZEON, 9.5cti, 9.5xp, XD9i, XD9, M8, VR12, VR10, VR8)..... | 29394 |
| Winch Carrier; Black (M12, M8274-50)..... | 62027 |

| | |
|---|-------|
| Multi-Mount Winch Frame (9.5xp, XD9i, XD9, M8, M6, VR10, VR8) (V)..... | 26370 |
| Multi-Mount Winch Frame (PowerPlant 9.5) (V)..... | 75330 |
| Multi-Mount Winch Frame (ZEON 8, ZEON 10)..... | 89990 |
| Front Receiver..... | 60268 |

| '07-14 TAHOE, SUBURBAN, AVALANCHE WITHOUT CLADDING, 1/2 TON ONLY, 2WD & 4WD | |
|--|-------|
| Trans4mer Grille Guard; Black..... | 74140 |
| Angled Light Bar; Black..... | 73745 |
| Brush Guards; Black (Three-Bar Wrap Around)..... | 74830 |
| Receiver; Black (use with Trans4mer only)..... | 29397 |
| Winch Carrier; Black (PowerPlant 9.5 & 12, ZEON, 9.5cti, 9.5xp, XD9i, XD9, M8, VR12, VR10, VR8)..... | 29394 |

| '07-14 TAHOE, SUBURBAN, 3/4 TON ONLY, 2WD & 4WD | |
|--|-------|
| Trans4mer Grille Guard; Black..... | 76420 |
| Angled Light Bar; Black..... | 73745 |
| Brush Guards; Black (Three-Bar Wrap Around)..... | 74830 |
| Receiver; Black (use with Trans4mer only)..... | 29397 |
| Winch Carrier; Black (PowerPlant 9.5 & 12, ZEON, 9.5cti, 9.5xp, XD9i, XD9, M8, VR12, VR10, VR8)..... | 29394 |

| '16-17 SIERRA 1500, 2WD & 4WD | |
|-------------------------------|--|
|-------------------------------|--|

| | |
|---|-------|
| Gen II Trans4mer | |
| Bracket Kit (Required)..... | 98400 |
| Winch Mount Plate; Mid-Frame; Black (PowerPlant 9.5 & 12, ZEON, 9.5cti, 9.5xp, XD9i, XD9, M8, VR12, VR10, VR8)..... | 88240 |
| Grille Guard Kit; Black..... | 92001 |
| Headlamp Guard Kit, Black..... | 98855 |
| Light Bar Kit, Black (31)..... | 80143 |
| Receiver Kit, Black..... | 80149 |

| | |
|---|-------|
| Ascent front bumper (ZEON, 9.5cti, 9.5xp, XD9i, XD9, M8, VR12, VR10, VR8)..... | 99442 |
| Ascent rear bumper..... | 96550 |

| '14-15 SIERRA 1500, 2WD & 4WD | |
|---|-------|
| Gen II Trans4mer | |
| Bracket Kit (Required)..... | 91760 |
| Winch Mount Plate; Mid-Frame; Black (PowerPlant 9.5 & 12, ZEON, 9.5cti, 9.5xp, XD9i, XD9, M8, VR12, VR10, VR8)..... | 88240 |
| Grille Guard Kit, Black..... | 92002 |
| Headlamp Guard Kit, Black..... | 91770 |
| Light Bar Kit, Black (31)..... | 80143 |
| Receiver Kit, Black..... | 80149 |

| | |
|--------------------------------|-------|
| Ascent rear bumper..... | 96550 |
|--------------------------------|-------|

| '07-13 SIERRA 1500 1/2 TON, 2WD & 4WD | |
|--|-------|
| Trans4mer Grille Guard; Black..... | 75230 |
| Angled Light Bar; Black..... | 73745 |
| Brush Guards; Black (Three-Bar Wrap Around)..... | 77675 |
| Trans4mer Grille Guard; Stainless..... | 76007 |
| Angled Light Bar; Stainless..... | 73753 |
| Brush Guard; Stainless (Three-Bar Wrap Around)..... | 77680 |
| Receiver; Black (use with Trans4mer only)..... | 29397 |
| Winch Carrier; Black (PowerPlant 9.5 & 12, ZEON, 9.5cti, 9.5xp, XD9i, XD9, M8, VR12, VR10, VR8)..... | 29394 |
| Winch Carrier; Black (M8274-50 only)..... | 62027 |

| '03-06, '07 "CLASSIC" GMC 1500 SIERRA 1/2 TON, 2WD & 4WD | |
|--|-------|
| Trans4mer Grille Guard; Black..... | 76246 |
| Angled Light Bar; Black..... | 73745 |
| Brush Guards; Black (Three-Bar Wrap Around)..... | 67730 |
| Winch Carrier; Black (PowerPlant 9.5 & 12, ZEON, 9.5cti, 9.5xp, XD9i, XD9, M8, VR12, VR10, VR8)..... | 29394 |
| Winch Carrier; Black (M8274-50 only)..... | 62027 |

| '15-17 GMC SIERRA 2500HD & 3500, 2WD & 4WD | |
|---|-------|
| Gen II Trans4mer | |
| Bracket Kit (Required)..... | 94036 |
| Winch Carrier Kit; Large Frame; Black (16.5ti, M15, M12, M8274-50)..... | 90110 |
| Winch Carrier Kit; Mid Frame; Black (PowerPlant 9.5 & 12, ZEON, 9.5cti, 9.5xp, XD9i, XD9, M8, VR12, VR10, VR8)..... | 88240 |
| Winch Carrier Kit; Industrial; Black (Series 15, 12, 9)..... | 91405 |
| Grille Guard Kit; Black..... | 85495 |
| Short Grille Guard Kit; Black (31)..... | 84785 |
| Headlamp Guard Kit; Black..... | 94165 |
| Light Bar Kit; Black (31)..... | 80143 |
| Receiver Kit; Black..... | 80149 |
| Bracket Kit (Required)..... | 94036 |
| Winch Carrier Kit; Large Frame; Stainless (16.5ti, M15, M12, M8274-50)..... | 90115 |
| Winch Carrier Kit; Mid Frame; Stainless (PowerPlant 9.5 & 12, ZEON, 9.5cti, 9.5xp, XD9i, XD9, M8, VR12, VR10, VR8)..... | 88245 |
| Grille Guard Kit; Stainless..... | 85500 |
| Short Grille Guard Kit; Stainless (31)..... | 84790 |
| Headlamp Guard Kit; Stainless..... | 94166 |
| Light Bar Kit; Stainless (31)..... | 80148 |
| Receiver Kit; Black..... | 80149 |

| | |
|---|-------|
| Ascent front bumper (ZEON, 9.5cti, 9.5xp, XD9i, XD9, M8, VR12, VR10, VR8)..... | 99152 |
| Ascent rear bumper..... | 96550 |

MOUNTING SYSTEMS FOOTNOTES:

(V) 20'/6m Power Lead (PN 32963) or 24'/8m Power Lead (PN 32966) required for winching from rear

(31) Not compatible when installing M8274-50 winch

MOUNTING SYSTEMS FOOTNOTES:

- (I) Must be revision #B0 for 9000 winch PN 27550 or 28500
- (5) For 2WD trucks the bumper or grille guard will match the front-end styling of the truck. However, the frame brackets will not fit and will require significant rework
- (V) 20'/6m Power Lead (PN 32963) or 24'/8m Power Lead (PN 32966) required for winching from rear
- (3) GMC SLE, SLS and SLT require slots to be cut into plastic bumper cover
- (2I) Roller Fairlead Cover 25580 is highly recommended
- (3I) Not compatible when installing M8274-50 winch
- (*) Cannot be used with winch carrier when winch is mounted

MOUNTING SYSTEMS (CONTINUED)

| '11-14 GMC SIERRA 2500HD & 3500, 2WD & 4WD | |
|---|-------|
| Gen II Trans4mer | |
| Bracket Kit (Required)..... | 90165 |
| Winch Carrier Kit; Large Frame; Black (16.5ti, M15, M12, M8274-50)..... | 90110 |
| Winch Carrier Kit; Mid-Frame; Black (PowerPlant 9.5 & 12, ZEON, 9.5cti, 9.5xp, XD9i, XD9, M8, VR12, VR10, VR8)..... | 88240 |
| Winch Carrier kit; Industrial; Black (Series 15, 12, 9)..... | 91405 |
| Grille Guard Kit; Black..... | 85495 |
| Short Grille Guard Kit; Black (3I)..... | 84785 |
| Headlamp Guard Kit; Black..... | 85505 |
| Light Bar Kit; Black (3I)..... | 80143 |
| Receiver Kit; Black..... | 80149 |
| Bracket Kit (Required)..... | 90165 |
| Winch Carrier Kit; Large Frame; Stainless (16.5ti, M15, M12, M8274-50)..... | 90115 |
| Winch Carrier Kit; Mid Frame, Stainless (PowerPlant 9.5 & 12, ZEON, 9.5cti, 9.5xp, XD9i, XD9, M8, VR12, VR10, VR8)..... | 88245 |
| Grille Guard Kit; Stainless..... | 85500 |
| Short Grille Guard Kit; Stainless (3I)..... | 84790 |
| Headlamp Guard Kit; Stainless..... | 85510 |
| Light Bar Kit; Stainless (3I)..... | 80148 |
| Receiver Kit; Black..... | 80149 |
| '07-10 GMC SIERRA 2500HD & 3500, 2WD & 4WD | |
| Trans4mer Grille Guard; Black..... | 76110 |
| Angled Light Bar; Black..... | 73745 |
| Receiver, Black (use with Trans4mer only)..... | 29397 |
| Winch Carrier; Black (PowerPlant 9.5 & 12, ZEON, 9.5cti, 9.5xp, XD9i, XD9, M8, VR12, VR10, VR8)..... | 29394 |
| Winch Carrier; Black (16.5ti, M15, M12, M8274)..... | 62027 |
| '03-06, '07 "CLASSIC" GMC SIERRA 2500HD & 3500, 2WD & 4WD | |
| Trans4mer Grille Guard; Black..... | 76248 |
| Angled Light Bar; Black..... | 73745 |
| Brush Guards; Black (Three-Bar Wrap Around)..... | 67730 |
| Receiver, Black (use with Trans4mer only)..... | 29397 |
| Winch Carrier; Black (PowerPlant 9.5 & 12, ZEON, 9.5cti, 9.5xp, XD9i, XD9, M8, VR12, VR10, VR8)..... | 29394 |
| Winch Carrier; Black (16.5ti, M15, M12, M8274)..... | 62027 |
| Multi-Mount Winch Frame (9.5xp, XD9i, XD9, M8, VR10, VR8) (V)..... | 26370 |
| Multi-Mount Winch Frame (PowerPlant 9.5) (V)..... | 75330 |
| Multi-Mount Winch Frame (ZEON 8, ZEON 10)..... | 89990 |
| Front Receiver..... | 65150 |
| '03-06 GMC SIERRA 1500HD, 2500 (NON-HD) 2WD & 4WD | |
| Multi-Mount Winch Frame (9.5xp, XD9i, XD9, M8, M6, VR10, VR8) (V)..... | 26370 |
| Multi-Mount Winch Frame (PowerPlant 9.5) (V)..... | 75330 |
| Multi-Mount Winch Frame (ZEON 8, ZEON 10)..... | 89990 |
| Front Receiver (must be Rev. B0 or later)..... | 65150 |

| 4WD HUBS | Year | Cautionary Footnotes | Spline Count | Standard Manual PN | Premium Manual PN | Spindle Nut Kit Std/Prem | Hub Service Kit | |
|---------------------------------|--------|----------------------|--------------|--------------------|-------------------|--------------------------|-----------------|-------|
| | | | | | | | Std | Prem |
| Blazer, Jimmy, Suburban | '69-91 | G, H | 19 | 9790 | 20990 | 32720 | 11967 | 20825 |
| 1/2 Ton Pickup | '69-87 | G, H | 19 | 9790 | 20990 | 32720 | 11967 | 20825 |
| 3/4 Ton Pickup | '60-76 | G | 19 | | 9072 | | | 7302 |
| 3/4 Ton Pickup | '77-87 | G, H | 19 | 9790 | 20990 | 32720 | 11967 | 20825 |
| 1 Ton Pickup | '76-87 | H | 30 | 11690 | 38826 | 32721 | 11714 | |
| 1 Ton Pickup, V-Series Crew Cab | '88-90 | H | 30 | 11690 | 38826 | 32721 | 11714 | |
| Geo Tracker | '89-00 | J | 26 | 39198 | 34581 | | | 7309 |

4WD HUBS FOOTNOTES:

- G Vehicles with full-time 4WD will require a transfer case conversion kit
- H When replacing automatic 3 hole cap screw hubs with manual hubs, you must purchase corresponding spindle nut conversion kit per application chart
- J Not for front axle disconnect systems

MOUNTING SYSTEMS

| '09-17 DODGE RAM 1500 2WD & 4WD | |
|--|-------|
| Gen II Trans4mer | |
| Bracket Kit (Required)..... | 90135 |
| Winch Carrier Kit, Mid Frame, Black (PowerPlant HP & HD, ZEON, VR12, VR10, 9.5cti, 9.5xp, XD9i, XD9, M8, VR8)..... | 88240 |
| Grille Guard Kit, Black..... | 81610 |
| Short Grille Guard Kit, Black..... | 84785 |
| Headlamp Guard Kit, Black..... | 81620 |
| Light Bar Kit, Black..... | 80143 |
| Receiver Kit, Black..... | 80149 |
| Bracket Kit (Required)..... | 90135 |
| Winch Carrier Kit, Mid Frame, Stainless (PowerPlant 9.5 & 12, ZEON, VR12, VR10, 9.5cti, 9.5xp, XD9i, XD9, M8, VR8)..... | 88245 |
| Grille Guard Kit, Stainless..... | 81615 |
| Short Grille Guard Kit, Stainless..... | 84790 |
| Headlamp Guard Kit, Stainless..... | 81625 |
| Light Bar Kit, Stainless..... | 80148 |
| Receiver Kit, Black..... | 80149 |
| Ascent front bumper ('13-17 only) (ZEON, VR12, VR10, 9.5cti, 9.5xp, XD9i, XD9, M8, VR8)..... | 95600 |
| Ascent rear bumper ('10-17 only)..... | 96440 |
| '06-08 DODGE RAM 1500 2WD & 4WD INCLUDING "SPORT" PACKAGE (WILL NOT RETAIN FACTORY TOW HOOKS) | |
| Trans4mer Grille Guard, Black (30)..... | 75515 |
| Angled Light Bar, Black..... | 73745 |
| Brush Guards, Black (Two-Bar Wrap Around)..... | 72470 |
| Receiver, Black only (use with Trans4mer only)..... | 29397 |
| Winch Carrier Kit, Mid Frame; Black (PowerPlant 9.5 & 12, ZEON, VR12, VR10, 9.5cti, 9.5xp, XD9i, XD9, M8, VR8)..... | 29394 |
| Winch Carrier; Black (M8274-50 only)..... | 62027 |
| Multi-Mount Winch Frame (PowerPlant HP) (V)..... | 75330 |
| Multi-Mount Winch Frame (9.5xp, XD9i, XD9, M8, M6, VR8) (V)..... | 26370 |
| Multi-Mount Winch Frame (ZEON 8, ZEON 10)..... | 89990 |
| Front Receiver..... | 60268 |
| '88-99 CHEV/GMC K-SERIES 4X4 PICKUP 1/2, 3/4, 1 TON, '92-99 4X4 BLAZER, YUKON, SUBURBAN, TAHOE (EXCLUDES R/V 1 TON & 2WD C3500 HD, NEW DESIGN '99 SILVERADO) | |
| Trans4mer Grille Guard, Black (S)..... | 29753 |
| Light Bar, Black (*)..... | 29169 |
| Brush Guards, Black (Non-Wrap Around)..... | 29768 |
| Multi-Mount Winch Frame (9.5xp, XD9i, XD9, M8, VR10, VR8) (V)..... | 26370 |
| Multi-Mount Winch Frame (PowerPlant 9.5) (V)..... | 75330 |
| Multi-Mount Winch Frame (ZEON 8, ZEON 10)..... | 89990 |
| Front Receiver..... | 25897 |
| '81-87 PICKUP 1/2, 3/4, 1 TON; '81-88 PICKUP 1 TON; '81-91 BLAZER, JIMMY, SUBURBAN, 1 TON R/V PICKUP | |
| Multi-Mount Winch Frame (9.5xp, XD9i, XD9, M8, VR10, VR8) (V)..... | 26370 |
| Multi-Mount Winch Frame (PowerPlant 9.5) (V)..... | 89990 |
| Multi-Mount Winch Frame (ZEON 8, ZEON 10)..... | 75330 |
| Front Receiver..... | 25855 |
| '94-97 S-SERIES & SONOMA 4X4 PICKUP; '95-97 BLAZER, JIMMY, 4X4 ONLY, INCLUDES ZR2 & HIGHRIDER | |
| Trans4mer Grille Guard, Black (3)..... | 30090 |
| Light Bar, Black (*)..... | 29169 |
| Brush Guards, Black (Non-Wrap Around)..... | 30146 |
| Winch Carrier (XD9i, XD9, M8, VR10, VR8) (I)..... | 29165 |
| '13-17 DODGE RAM HD 2500 & 3500 2WD & 4WD | |
| Gen II Trans4mer | |
| Bracket Kit (Required)..... | 92130 |
| Winch Carrier Kit, Large Frame, Black (16.5ti, M15, M12, M8274-50)..... | 90110 |
| Winch Carrier Kit, Mid Frame, Black (PowerPlant 9.5 & 12, ZEON, VR12, VR10, 9.5cti, 9.5xp, XD9i, XD9, M8, VR8)..... | 88240 |
| Winch Carrier kit; Industrial; Black (Series 15, 12, 9)..... | 91405 |
| Grille Guard Kit, Black..... | 81610 |
| Short Grille Guard Kit, Black..... | 84785 |
| Headlamp Guard Kit, Black..... | 82695 |
| Light Bar Kit, Black..... | 80143 |
| Receiver Kit, Black..... | 80149 |
| Bracket Kit (Required)..... | 92130 |
| Winch Carrier Kit, Large Frame, Stainless (16.5ti, M15, M12, M8274-50)..... | 90115 |
| Winch Carrier Kit, Mid Frame, Stainless (PowerPlant 9.5 & 12, ZEON, VR12, VR10, 9.5cti, 9.5xp, XD9i, XD9, M8, VR8)..... | 88245 |
| Grille Guard Kit, Stainless..... | 81615 |
| Short Grille Guard Kit, Stainless..... | 84790 |
| Headlamp Guard Kit, Stainless..... | 82700 |
| Light Bar Kit, Stainless..... | 80148 |
| Receiver Kit, Black..... | 80149 |
| Heavy Duty Bumper With Grille/Brush Guard, Black (16.5ti, M15, M12) (10)..... | 85886 |

| Heavy Duty Bumper Without Grille/Brush Guard, Black (16.5ti, M15, M12) (10)..... | 85882 |
|--|-------|
| Ascent front bumper (ZEON, VR12, VR10, 9.5cti, 9.5xp, XD9i, XD9, M8, VR8)..... | 95895 |
| Ascent rear bumper ('14-16 only)..... | 96445 |
| Ascent rear bumper (2013 only)..... | 96440 |
| '10-12 DODGE RAM HD 2500 & 3500 2WD & 4WD | |
| Gen II Trans4mer | |
| Bracket Kit (Required)..... | 90150 |
| Winch Carrier Kit, Large Frame, Black (16.5ti, M15, M12, M8274-50)..... | 90110 |
| Winch Carrier Kit, Mid Frame, Black (PowerPlant 9.5 & 12, ZEON, VR12, VR10, 9.5cti, 9.5xp, XD9i, XD9, M8, VR8)..... | 88240 |
| Winch Carrier kit; Industrial; Black (Series 15, 12, 9)..... | 91405 |
| Grille Guard Kit, Black..... | 81610 |
| Short Grille Guard Kit, Black..... | 84785 |
| Headlamp Guard Kit, Black..... | 82695 |
| Light Bar Kit, Black..... | 80143 |
| Receiver Kit, Black..... | 80149 |
| Bracket Kit (Required)..... | 90150 |
| Winch Carrier Kit, Large Frame, Stainless (16.5ti, M15, M12, M8274-50)..... | 90115 |
| Winch Carrier Kit, Mid Frame, Stainless (PowerPlant 9.5 & 12, ZEON, VR12, VR10, 9.5cti, 9.5xp, XD9i, XD9, M8, VR8)..... | 88245 |
| Grille Guard Kit, Stainless..... | 81615 |
| Short Grille Guard Kit, Stainless..... | 84790 |
| Headlamp Guard Kit, Stainless..... | 82700 |
| Light Bar Kit, Stainless..... | 80148 |
| Receiver Kit, Black..... | 80149 |
| Heavy Duty Bumper With Grille/Brush Guard, Black (16.5ti, M15, M12) (10)..... | 85886 |
| Heavy Duty Bumper Without Grille/Brush Guard, Black (16.5ti, M15, M12) (10)..... | 85882 |
| Ascent front bumper (ZEON, VR12, VR10, 9.5cti, 9.5xp, XD9i, XD9, M8, VR8)..... | 95895 |
| Ascent rear bumper..... | 96440 |
| '06-09 DODGE RAM HD 2500 & 3500 2WD & 4WD; INCLUDING MEGACAB & MEGACAB 1500 (WILL NOT RETAIN FACTORY TOW HOOKS, EXCLUDES "SPORT" PACKAGE) | |
| Trans4mer Grille Guard, Black..... | 75525 |
| Angled Light Bar, Black..... | 73745 |
| Brush Guards, Black (Two-Bar Wrap Around)..... | 72470 |
| Receiver, Black only (use with Trans4mer only)..... | 29397 |
| Winch Carrier; Black (PowerPlant 9.5 & 12, ZEON, VR12, VR10, 9.5cti, 9.5xp, XD9i, XD9, M8, VR8)..... | 29394 |
| Winch Carrier; Black (16.5ti, M15, M12, M8274-50)..... | 62027 |
| '06-09 DODGE RAM HD 2500 & 3500 2WD & 4WD; INCLUDING MEGACAB & MEGACAB 1500 *LARAMIE ONLY* (WILL NOT RETAIN FACTORY TOW HOOKS, EXCLUDES "SPORT" PACKAGE) | |
| Trans4mer Grille Guard, Black..... | 75790 |
| Angled Light Bar, Black..... | 73745 |
| Brush Guards, Black (Two-Bar Wrap Around)..... | 72470 |
| Receiver, Black only (use with Trans4mer only)..... | 29397 |
| Winch Carrier; Black (PowerPlant 9.5 & 12, ZEON, VR12, VR10, 9.5cti, 9.5xp, XD9i, XD9, M8, VR8)..... | 29394 |
| Winch Carrier; Black (16.5ti, M15, M12, M8274-50)..... | 62027 |
| '03-05 DODGE RAM HD 2500 & 3500 2WD & 4WD (WILL NOT RETAIN FACTORY TOW HOOKS, EXCLUDES "SPORT" PACKAGE) | |
| Trans4mer Grille Guard, Black..... | 76253 |
| Angled Light Bar, Black..... | 73745 |
| Receiver, Black only (use with Trans4mer only)..... | 29397 |
| Winch Carrier; Black (PowerPlant 9.5 & 12, ZEON, VR12, VR10, 9.5cti, 9.5xp, XD9i, XD9, M8, VR8)..... | 29394 |
| Winch Carrier; Black (16.5ti, M15, M12, M8274-50)..... | 62027 |
| Multi-Mount Winch Frame (9.5xp, XD9i, XD9, M8, VR10, VR8) (V)..... | 26370 |
| Multi-Mount Winch Frame (PowerPlant 9.5) (V)..... | 75330 |
| Multi-Mount Winch Frame (ZEON 8, ZEON 10)..... | 89990 |
| Front Receiver (factory tow hooks can be used)..... | 65370 |

MOUNTING SYSTEMS FOOTNOTES:

- (30) Additional drilling/grinding required for factory tow hook equipped vehicles.
- (31) Not compatible when installing M8274-50 winch

MOUNTING SYSTEMS FOOTNOTES:

(V) 20'/6m Power Lead (PN 32963) or 24'/8m Power Lead (PN 32966) required for winching from rear.

MOUNTING SYSTEMS (CONTINUED)

'94-02 DODGE RAM 3/4, 1 TON 2WD & 4WD; '94-01 RAM 1/2 TON 2WD & 4WD (EXCLUDES '02 RAM 1/2 TON NEW BODY STYLE; EXCLUDES '99-02 "SPORT" PACKAGE)

| | |
|--|-------|
| Trans4mer Grille Guard, Black..... | 30092 |
| Angled Light Bar, Black..... | 73745 |
| Receiver, Black only (use with Trans4mer only)..... | 29397 |
| Winch Carrier, Black (PowerPlant 9.5 & 12, ZEON, VR12, VR10, 9.5cti, 9.5xp, XD9i, XD9, M8, VR8, M6)..... | 29394 |
| Winch Carrier, Black (M12, M8274-50)..... | 62027 |

Multi-Mount Winch Frame (9.5xp, XD9i, XD9, M8, VR10, VR8) (V).....26370

Multi-Mount Winch Frame (PowerPlant 9.5) (V).....75330

Multi-Mount Winch Frame (ZEON 8, ZEON 10).....89990

Front Receiver (will not work with factory tow hooks).....31727

'11-17 DODGE RAM HD 4500 & 5500

Gen II Trans4mer

| | |
|---|-------|
| Bracket Kit (Required)..... | 94329 |
| Winch Carrier Kit, Large Frame, Black (16.5ti, M15, M12, M8274-50)..... | 90110 |
| Winch Carrier Kit, Mid Frame, Black (PowerPlant 9.5 & 12, ZEON, VR12, VR10, 9.5cti, 9.5xp, XD9i, XD9, M8, VR8)..... | 88240 |
| Winch Carrier kit; Industrial; Black (Series 15, 12, 9)..... | 91405 |
| Grille Guard Kit, Black..... | 81610 |
| Short Grille Guard Kit, Black (31)..... | 84785 |
| Headlamp Guard Kit, Black..... | 82695 |
| Light Bar Kit, Black (31)..... | 80143 |
| Receiver Kit, Black..... | 80149 |
| Bracket Kit (Required)..... | 94329 |
| Winch Carrier Kit, Large Frame, Stainless (16.5ti, M15, M12, M8274-50)..... | 90115 |
| Winch Carrier Kit, Mid Frame, Stainless..... | |

| | |
|---|-------|
| (PowerPlant 9.5 & 12, ZEON, VR12, VR10, 9.5cti, 9.5xp, XD9i, XD9, M8, VR8)..... | 88245 |
| Grille Guard Kit, Stainless..... | 81615 |
| Short Grille Guard Kit, Stainless (31)..... | 84790 |
| Headlamp Guard Kit, Stainless..... | 82700 |
| Light Bar Kit, Stainless (31)..... | 80148 |
| Receiver Kit, Black..... | 80149 |

Heavy Duty Bumper With Grille/Brush Guard, Black (16.5ti, M15, M12) (10).....85886

Heavy Duty Bumper Without Grille/Brush Guard, Black (16.5ti, M15, M12) (10).....85882

'07-10 DODGE RAM HD 4500 & 5500; STERLING BULLET 4500 & 5500

Gen II Trans4mer

| | |
|---|-------|
| Bracket Kit (Required)..... | 90145 |
| Winch Carrier Kit, Large Frame, Black (16.5ti, M15, M12, M8274-50)..... | 90110 |
| Winch Carrier Kit, Mid Frame, Black (PowerPlant 9.5 & 12, ZEON, VR12, VR10, 9.5cti, 9.5xp, XD9i, XD9, M8, VR8)..... | 88240 |
| Winch Carrier Kit; Industrial; Black (Series 15, 12, 9)..... | 91405 |
| Grille Guard Kit, Black..... | 81672 |
| Short Grille Guard Kit, Black (31)..... | 85140 |
| Headlamp Guard Kit, Black..... | 81668 |
| Light Bar Kit, Black (31)..... | 80143 |
| Receiver Kit, Black..... | 80149 |
| Bracket Kit (Required)..... | 90145 |
| Winch Carrier Kit, Large Frame, Stainless (16.5ti, M15, M12, M8274-50)..... | 90115 |
| Winch Carrier Kit, Mid Frame, Stainless (PowerPlant 9.5 & 12, ZEON, VR12, VR10, 9.5cti, 9.5xp, XD9i, XD9, M8, VR8)..... | 88245 |
| Receiver Kit, Black..... | 80149 |

| 4WD HUBS | Year | Cautionary Footnotes | Spline Count | Standard Manual PN | Premium Manual PN | Spindle Nut Kit Std/Prem | Hub Service Kit | |
|----------------------------------|--------|----------------------|--------------|--------------------|-------------------|--------------------------|-----------------|-------|
| | | | | | | | Std | Prem |
| 1/2 Ton Pickup | '57-68 | | 19 | | 9072 | | | 7302 |
| 1/2 Ton Pickup & Ramcharger | '69-74 | | 19 | 9790 | 20990 | | 11967 | 20825 |
| 1/2, 3/4 Ton Pickup & Ramcharger | '80-93 | | 19 | 9790 | 20990 | | 11967 | 20825 |
| 3/4 Ton Pickup | '90-93 | | 30 | 11690 | 38826 | | 11714 | 11714 |
| 3/4 Ton Pickup | '57-74 | | 19 | | 9072 | | | 7302 |
| 1 Ton Pickup | '90-93 | | 30 | 11690 | 38826 | | 11714 | 11714 |

MOUNTING SYSTEMS

2017 SUPER DUTY, F-250, F-350, F-450, F-550 (2WD & 4WD)

Gen II Trans4mer

| | |
|---|-------|
| Bracket Kit (Required)..... | 98080 |
| Winch Carrier Kit, Large Frame, Black (16.5ti, M15, M12, M8274-50)..... | 90110 |
| Winch Carrier Kit, Mid Frame, Black (PowerPlant 9.5 & 12, ZEON, VR12, VR10, 9.5cti, 9.5xp, XD9i, XD9, M8, VR8)..... | 88240 |
| Winch Carrier Kit; Industrial; Black (Series 15, 12, 9)..... | 91405 |
| Grille Guard Kit, Black..... | 98090 |
| Headlamp Guard Kit, Black..... | 98095 |
| Light Bar Kit, Black (31)..... | 80143 |
| Receiver Kit, Black..... | 80149 |
| Bracket Kit (Required)..... | 98080 |
| Winch Carrier Kit, Large Frame, Stainless (16.5ti, M15, M12, M8274-50)..... | 90115 |
| Winch Carrier Kit, Mid Frame, Stainless (PowerPlant 9.5 & 12, ZEON, VR12, VR10, 9.5cti, 9.5xp, XD9i, XD9, M8, VR8)..... | 88245 |
| Grille Guard Kit, Stainless..... | 98205 |
| Headlamp Guard Kit, Stainless..... | 98210 |
| Light Bar Kit, Stainless (31)..... | 80148 |
| Receiver Kit, Black..... | 80149 |

Ascent front bumper (ZEON, VR12, VR10, 9.5cti, 9.5xp, XD9i, XD9, M8, VR8).....97935

Ascent rear bumper.....98050

Hidden Mount (16.5ti, M15, M12) (4).....98055

Skirting Kit (required for above kit).....98336

Heavy Duty Bumper With Grille/Brush Guard, Black (16.5ti, M15, M12).....99396

Heavy Duty Bumper Without Grille/Brush Guard, Black (16.5ti, M15, M12).....99395

'11-16 SUPER DUTY, F-250, F-350, F-450, F-550 (2WD & 4WD)

Gen II Trans4mer

| | |
|---|-------|
| Bracket Kit (Required)..... | 90155 |
| Winch Carrier Kit, Large Frame, Black (16.5ti, M15, M12, M8274-50)..... | 90110 |
| Winch Carrier Kit, Mid Frame, Black (PowerPlant 9.5 & 12, ZEON, VR12, VR10, 9.5cti, 9.5xp, XD9i, XD9, M8, VR8)..... | 88240 |
| Winch Carrier Kit; Industrial; Black (Series 15, 12, 9)..... | 91405 |
| Grille Guard Kit, Black..... | 85055 |
| Short Grille Guard Kit, Black (31)..... | 84785 |
| Headlamp Guard Kit, Black..... | 84795 |
| Light Bar Kit, Black (31)..... | 80143 |
| Receiver Kit, Black..... | 80149 |
| Bracket Kit (Required)..... | 90155 |
| Winch Carrier Kit, Large Frame, Stainless (16.5ti, M15, M12, M8274-50)..... | 90115 |
| Winch Carrier Kit, Mid Frame, Stainless (PowerPlant 9.5 & 12, ZEON, VR12, VR10, 9.5cti, 9.5xp, XD9i, XD9, M8, VR8)..... | 88245 |
| Grille Guard Kit, Stainless..... | 85060 |
| Short Grille Guard Kit, Stainless (31)..... | 84790 |
| Headlamp Guard Kit, Stainless..... | 84980 |
| Light Bar Kit, Stainless (31)..... | 80148 |
| Receiver Kit, Black..... | 80149 |

Ascent front bumper (ZEON, VR12, VR10, 9.5cti, 9.5xp, XD9i, XD9, M8, VR8).....95568

Ascent rear bumper.....96290

Hidden Mount (16.5ti, M15, M12) (4).....84515

Skirting Kit (required for above kit).....84520

Heavy Duty Bumper With Grille/Brush Guard, Black (16.5ti, M15, M12).....85885

Heavy Duty Bumper Without Grille/Brush Guard, Black (16.5ti, M15, M12).....85881

'08-10 SUPER DUTY, F-250, F-350, F-450, F-550 (2WD & 4WD)

Gen II Trans4mer

| | |
|---|-------|
| Bracket Kit (Required)..... | 90130 |
| Winch Carrier Kit, Large Frame, Black (16.5ti, M15, M12, M8274-50)..... | 90110 |
| Winch Carrier Kit, Mid Frame, Black (PowerPlant 9.5 & 12, ZEON, VR12, VR10, 9.5cti, 9.5xp, XD9i, XD9, M8, VR8)..... | 88240 |
| Winch Carrier Kit; Industrial; Black (Series 15, 12, 9)..... | 91405 |

| | |
|---|-------|
| Grille Guard Kit, Black..... | 80141 |
| Short Grille Guard Kit, Black (31)..... | 85140 |
| Headlamp Guard Kit, Black..... | 80142 |
| Light Bar Kit, Black (31)..... | 80143 |
| Receiver Kit, Black..... | 80149 |
| Bracket Kit (Required)..... | 90130 |
| Winch Carrier Kit, Large Frame, Stainless (16.5ti, M15, M12, M8274-50)..... | 90115 |
| Winch Carrier Kit, Mid Frame, Stainless (PowerPlant 9.5 & 12, ZEON, VR12, VR10, 9.5cti, 9.5xp, XD9i, XD9, M8, VR8)..... | 88245 |
| Grille Guard Kit, Stainless..... | 80146 |
| Headlamp Guard Kit, Stainless..... | 80147 |
| Light Bar Kit, Stainless (31)..... | 80148 |
| Receiver Kit, Black..... | 80149 |

Trans4mer Grille Guard, Black.....75810

Angled Light Bar, Black.....73745

Receiver, Black only (use with Trans4mer only).....29397

Winch Carrier, Black (PowerPlant 9.5 & 12, ZEON, VR12, VR10, 9.5cti, 9.5xp, XD9i, XD9, M8, VR8).....29394

Winch Carrier, Black (16.5ti, M15, M12, M8274-50) (26).....62027

Hidden Mount (16.5ti, M15, M12) (4)(*4).....78105

Skirting Kit (required for above kit).....78319

'05-07 SUPER DUTY, F-250, F-350, F-450, F-550 (2WD & 4WD); EXCLUDES EXCURSION

Trans4mer Grille Guard, Black.....76256

Angled Light Bar, Black.....73745

Brush Guards, Black (Two-Bar Wrap Around).....69685

Receiver, Black only (use with Trans4mer only).....29397

Winch Carrier, Black (PowerPlant 9.5 & 12, ZEON, VR12, VR10, 9.5cti, 9.5xp, XD9i, XD9, M8, VR8).....29394

Winch Carrier, Black (16.5ti, M15, M12, M8274-50) (26).....62027

Multi-Mount Winch Frame (9.5xp, XD9i, XD9, M8, VR8) (V).....26370

Multi-Mount Winch Frame (PowerPlant 9.5) (V).....75330

Multi-Mount Winch Frame (ZEON 8, ZEON 10).....89990

Front Receiver.....70480

Hidden Mount (16.5ti, M15, M12) (*1)(*2)(24).....70005

Skirting Kit (required for above kit).....70490

'99-04 SUPER DUTY, F-250, F-350, F-450, F-550 (2WD & 4WD); '00-04 EXCURSION

Trans4mer Grille Guard, Black.....76258

Angled Light Bar, Black.....73745

Brush Guards, Black (Two-Bar Wrap Around).....38060

Trans4mer Grille Guard, Stainless.....76257

Angled Light Bar, Stainless.....73753

Brush Guards, Stainless (Two-Bar Wrap Around).....60450

Receiver, Black only (use with Trans4mer only).....29397

Winch Carrier, Black (PowerPlant 9.5 & 12, ZEON, VR12, VR10, 9.5cti, 9.5xp, XD9i, XD9, M8, VR8).....29394

Winch Carrier, Black (16.5ti, M15, M12, M8274) (26).....62027

Hidden Mount (16.5ti, M15, M12) (4)(5)(22)(24).....62289

Skirting Kit (required for above kit).....38772

'15-17 F-150 4WD (FITS STANDARD AND ECOBOOST MODEL; WILL NOT WORK WITH VEHICLES EQUIPPED WITH ADAPTIVE CRUISE CONTROL)

Gen II Trans4mer

| | |
|---|-------|
| Bracket Kit (Required)..... | 95176 |
| Winch Carrier Kit, Mid Frame, Black (PowerPlant 9.5 & 12, ZEON, VR12, VR10, 9.5cti, 9.5xp, XD9i, XD9, M8, VR8)..... | 88240 |
| Grille Guard Kit, Black..... | 95337 |
| Short Grille Guard Kit, Black (31)..... | 85140 |
| Headlamp Guard Kit, Black..... | 95366 |
| Light Bar Kit, Black (31)..... | 80143 |
| Receiver Kit, Black..... | 80149 |

Ascent front bumper (ZEON, VR12, VR10, 9.5cti, 9.5xp, XD9i, XD9, M8, VR8).....95460

Ascent rear bumper.....96255

MOUNTING SYSTEMS FOOTNOTES:

(V) 20'/6m Power Lead (PN 32963) or 24'/8m Power Lead (PN 32966) required for winching from rear.

(4) Moves factory bumper forward five inches.

(5) Intended to be sold with PN 38772.

(22) Roller Fairlead Cover 25S80 recommended.

(24) Cannot be used with optional factory driving lights.

(26) Carrier will block the factory fog/driving lights on vehicles so equipped.

(31) Not compatible when installing M8274-50 winch

(*1) Moves factory bumper forward five and a half inches.

(*2) Intended to be sold with PN 70490.

FORD

MOUNTING SYSTEMS FOOTNOTES:

- (J) Must be revision #B0 for 9000 winch PN 27550 or 28500.
- (V) 20'/6m Power Lead (PN 32963) or 24'/8m Power Lead (PN 32966) required for winching from rear.
- (14) Must be Rev. B0 for '99-00 models.
- (17) Must be Rev. B0 for H59000 winch PN 47550, 48500.
- (19) Requires factory tow hooks or Adapter Kit PN 37174.
- (25) Must be Revision B0 for 2001 and later models.
- (31) Not compatible when installing M8274-50 winch(*) Cannot be used with winch carrier when winch is mounted
- (*) Cannot be used with winch carrier when winch is mounted

MOUNTING SYSTEMS (CONTINUED)

| '09-14 F-150 4WD | |
|---|-------|
| Gen II Trans4mer | |
| Bracket Kit (Required)..... | 90125 |
| Winch Carrier Kit, Mid Frame; Black (PowerPlant 9.5 & 12, ZEON, VR12, VR10, 9.5cti, 9.5xp, XD9i, XD9, M8, VR8)..... | 88240 |
| Grille Guard Kit, Black..... | 80161 |
| Short Grille Guard Kit, Black (31)..... | 85140 |
| Headlamp Guard Kit, Black..... | 80162 |
| Light Bar Kit, Black (31)..... | 80143 |
| Receiver Kit, Black..... | 80149 |
| Bracket Kit (Required)..... | 90125 |
| Winch Carrier Kit, Mid Frame, Stainless (PowerPlant 9.5 & 12, ZEON, VR12, VR10, 9.5cti, 9.5xp, XD9i, XD9, M8, VR8)..... | 88245 |
| Grille Guard Kit, Stainless..... | 80157 |
| Short Grille Guard Kit, Stainless (31)..... | 85145 |
| Headlamp Guard Kit, Stainless..... | 80158 |
| Light Bar Kit, Stainless (31)..... | 80148 |
| Receiver Kit, Black..... | 80149 |
| '11-14 F-150 4WD W/ECOBOOST | |
| Gen II Trans4mer | |
| Bracket Kit (Required)..... | 88070 |
| Winch Carrier Kit, Mid Frame; Black (PowerPlant 9.5 & 12, ZEON, VR12, VR10, 9.5cti, 9.5xp, XD9i, XD9, M8, VR8)..... | 88240 |
| Grille Guard Kit; Black..... | 80161 |
| Short Grille Guard Kit; Black (31)..... | 85140 |
| Headlamp Guard Kit, Black..... | 80162 |
| Light Bar Kit, Black (31)..... | 80143 |
| Receiver Kit, Black..... | 80149 |
| Bracket Kit (Required)..... | 88070 |
| Winch Carrier Kit, Mid Frame, Stainless (PowerPlant 9.5 & 12, ZEON, VR12, VR10, 9.5cti, 9.5xp, XD9i, XD9, M8, VR8)..... | 88245 |
| Grille Guard Kit, Stainless..... | 80157 |
| Headlamp Guard Kit, Stainless..... | 80158 |
| Light Bar Kit, Stainless (31)..... | 80148 |
| Receiver Kit, Black..... | 80149 |
| '06-08 F-150 4WD | |
| Trans4mer Grille Guard, Black (requires 29394 winch carrier)..... | 75505 |
| Angled Light Bar, Black..... | 73745 |
| Brush Guards, Black (Two-Bar Wrap Around)..... | 66405 |
| Winch Carrier; Black (PowerPlant 9.5 & 12, ZEON, VR12, VR10, 9.5cti, 9.5xp, XD9i, XD9, M8, VR8)..... | 29394 |
| '04-05 F-150 4WD | |
| Trans4mer Grille Guard, Black..... | 76259 |
| Angled Light Bar, Black..... | 73745 |
| Brush Guards, Black (Two-Bar Wrap Around)..... | 66405 |
| Trans4mer Grille Guard, Stainless..... | 76260 |
| Angled Light Bar, Stainless..... | 73753 |
| Receiver, Black only (use with Trans4mer only)..... | 29397 |
| Winch Carrier; Black (PowerPlant 9.5 & 12, ZEON, VR12, VR10, 9.5cti, 9.5xp, XD9i, XD9, M8, VR8)..... | 29394 |

'99-03 F-150 & F-250 LIGHT DUTY 4WD ONLY, '99-02 EXPEDITION 4WD, '01-03 SUPER CREW 4WD

| | |
|--|-------|
| Trans4mer Grille Guard, Black..... | 39680 |
| Angled Light Bar, Black..... | 73745 |
| Receiver, Black only (use with Trans4mer only)..... | 29397 |
| Winch Carrier; Black (PowerPlant 9.5 & 12, ZEON, VR12, VR10, 9.5cti, 9.5xp, XD9i, XD9, M8, VR8)..... | 29394 |
| Winch Carrier; Black (M12, M8274-50)..... | 62027 |
| Hidden Mount (9.5cti, 9.5xp, XD9i, XD9, M8, VR8) (14)(19)..... | 34701 |
| Multi-Mount Winch Frame (9.5xp, XD9i, XD9, M8, VR8) (V)..... | 26370 |
| Multi-Mount Winch Frame (PowerPlant 9.5) (V)..... | 75330 |
| Multi-Mount Winch Frame (ZEON 8, ZEON 10)..... | 89990 |
| Front Receiver (14)(19)..... | 33088 |

'97-98 F-150 & F-250 LIGHT DUTY 4WD ONLY, EXPEDITION 4X4 (REQUIRES FACTORY TOW HOOKS OR ADAPTER KIT SHOWN BELOW)

| | |
|---|-------|
| Trans4mer Grille Guard, Black..... | 33086 |
| Light Bar, Black (*)..... | 29169 |
| Winch Carrier; Black (VR10, XD9i, XD9, M8, VR8) (J)..... | 29165 |
| Hidden Mount (ZEON, ZEON Platinum, VR, 9.5cti, 9.5xp, XD9, M8) (17)..... | 34701 |

| | |
|---|-------|
| Multi-Mount Winch Frame (9.5xp, XD9i, XD9, M8, M6, VR8) (V)..... | 26370 |
| Multi-Mount Winch Frame (PowerPlant 9.5) (V)..... | 75330 |
| Multi-Mount Winch Frame (ZEON 8, ZEON 10)..... | 89990 |
| Front Receiver..... | 33088 |
| Adapter Kit (use on vehicles without factory tow hooks)..... | 37174 |

'92-96 F-SERIES PICKUP 1/2, 3/4, 1 TON; BRONCO (INCLUDES COMMERCIAL F-350 & SUPER DUTY), '97 F-250 HEAVY DUTY & F-350

| | |
|--|-------|
| Trans4mer Grille Guard, Black..... | 29757 |
| Angled Light Bar, Black..... | 73745 |
| Receiver, Black only (use with Trans4mer only)..... | 29397 |
| Winch Carrier; Black (PowerPlant 9.5 & 12, ZEON, VR12, VR10, 9.5cti, 9.5xp, XD9i, XD9, M8, VR8)..... | 29394 |
| Winch Carrier; Black (M12, M8274-50)..... | 62027 |

| | |
|---|-------|
| Multi-Mount Winch Frame (9.5xp, XD9i, XD9, M8, VR8) (V)..... | 26370 |
| Multi-Mount Winch Frame (PowerPlant 9.5) (V)..... | 75330 |
| Multi-Mount Winch Frame (ZEON 8, ZEON 10)..... | 89990 |
| Front Receiver K..... | 28070 |

'87-91 F-SERIES PICKUP 1/2, 3/4, 1 TON; BRONCO

| | |
|---|-------|
| Multi-Mount Winch Frame (9.5xp, XD9i, XD9, M8, VR8) (V)..... | 26370 |
| Multi-Mount Winch Frame (PowerPlant 9.5) (V)..... | 75330 |
| Multi-Mount Winch Frame (ZEON 8, ZEON 10)..... | 89990 |
| Front Receiver..... | 6 |

'80-86 F-SERIES PICKUP 1/2, 3/4, 1 TON; BRONCO

| | |
|---|-------|
| Multi-Mount Winch Frame (9.5xp, XD9i, XD9, M8, VR8) (V)..... | 26370 |
| Multi-Mount Winch Frame (PowerPlant 9.5) (V)..... | 75330 |
| Multi-Mount Winch Frame (ZEON 8, ZEON 10)..... | 89990 |
| Front Receiver..... | 6 |

'98-03 RANGER 4WD

| | |
|--|-------|
| Trans4mer Grille Guard, Black (25)..... | 37133 |
| Light Bar, Black (*)..... | 29169 |
| Brush Guards, Black (Non-Wrap Around)..... | 30146 |
| Winch Carrier; Black (VR10, XD9i, XD9, M8, VR8) (J)..... | 29165 |

FORD

| 4WD HUBS | Year | Cautionary Footnotes | Spline Count | Standard Manual PN | Premium Manual PN | Spindle Nut Kit Std/Prem | Hub Service Kit | |
|--------------------------------|--------|----------------------|--------------|--------------------|-------------------|--------------------------|-----------------|-------|
| | | | | | | | Std | Prem |
| Bronco II, Ranger | '83-89 | E, D | 23 | 29070 | | 27988 | 39128 | |
| Explorer | '90-94 | D, E | 27 | 29071 | | 32720 | 39128 | |
| Ranger | '90-97 | E, D | 27 | 29071 | | 32720 | 39128 | |
| Bronco | '66-96 | B, G, H | 19 | 9790 | 20990 | 32720 | 11967 | 20825 |
| 1/2 Ton Pickup | '59-96 | B, G, H | 19 | 9790 | 20990 | 32720 | 11967 | 20825 |
| 3/4 Ton Pickup | '59-75 | | 19 | 9790 | 20990 | | 11967 | 20825 |
| 3/4 Ton Pickup, Light Duty | '77-97 | H | 19 | 9790 | 20990 | 32720 | 11967 | 20825 |
| 3/4 Ton Pickup, Heavy Duty | '63-77 | G | 19 | | 9072 | | | 7302 |
| 3/4 Ton Pickup, Heavy Duty | '78-97 | H | 30 | 11690 | 38826 | 32721 | 11714 | 11714 |
| 1 Ton Pickup | '78-97 | H | 30 | 11690 | 38826 | 32721 | 11714 | 11714 |
| Super Duty (F-250/350) | '99-04 | K | 30 | 11690 | 38826 | | 11714 | 11714 |
| Excursion | '99-05 | | 30 | 11690 | 38826 | | 11714 | 11714 |
| Super Duty (F-250/350/450/550) | '05-17 | | 35 | | 95060 (Black) | | | 95080 |
| Super Duty (F-250/350/450/550) | '05-17 | | 35 | | 95070 (Chrome) | | | 95080 |

HUMMER

LIGHT BAR

H2 Hummer. Bolts to factory grille guard. Will accommodate up to four 6" driving lights. (*) 68499

INTERNATIONAL HARVESTER

| 4WD HUBS | Year | Cautionary Footnotes | Spline Count | Standard Manual PN | Premium Manual PN | Spindle Nut Kit Std/Prem | Hub Service Kit | |
|----------------------------|--------|----------------------|--------------|--------------------|-------------------|--------------------------|-----------------|-------|
| | | | | | | | Std | Prem |
| Scout | '61-70 | | 10 | | 29062 | | | 7300 |
| Scout II, Terra, Travelall | '71-80 | | 27 | | 9062 | | | 7300 |
| 1/2 Ton Pickup, Travelall | '68-75 | | 19 | 9790 | 20990 | | 11967 | 20825 |
| 1/2 Ton, 3/4 Ton Pickup | '56-72 | | 30 | | 9072 | | | 7302 |

ISUZU

| 4WD HUBS | Year | Cautionary Footnotes | Spline Count | Standard Manual PN | Premium Manual PN | Spindle Nut Kit Std/Prem | Hub Service Kit | |
|------------|--------|----------------------|--------------|--------------------|-------------------|--------------------------|-----------------|-------|
| | | | | | | | Std | Prem |
| Amigo | '87-99 | | 17 | | 61385 | | | 61693 |
| Rodeo | '91-99 | | 17 | | 61385 | | | 61693 |
| Trooper II | '87-99 | | 17 | | 61385 | | | 61693 |

4WD HUBS FOOTNOTES:

- A Very early vehicles may require that the threaded axle end be cut off.
- B Will not fit '87-early '88 model vehicles, flange mount. (Dealer item only. See Ford parts & service).
- D Very early '90 vehicles with 23 tooth axle spline require 1989 model hubs.
- E When replacing factory automatic hubs with manual hubs, you must also purchase Spindle Nut Conversion Kit #27988 for '83-'89 vehicles; Conversion Kit #32720 for '90-'97.
- G Vehicles with full-time 4WD will require a transfer case conversion kit.
- H When replacing automatic 3 hole cap screw hubs with manual hubs, you must purchase corresponding spindle nut conversion kit per application chart.
- K Will not fit dual wheel application.

LIGHT BAR NOTES:

- (*) Will not work with WARN Winch Bumper for the H2 Hummer.

MOUNTING SYSTEMS FOOTNOTES:

(0) Will fit standard bumper and factory optional Jeep tube bumper.

(1) 20'/6m Power Lead (PN 32963) or 24'/8m Power Lead (PN 32966) required for winching from rear.

(8) Hard Winch Cover not compatible with Grille Guard.

(9) Will not mount to Mopar accessory tube bumper.

(10) Not compatible with M8274-50 winch plate 21395

(11) Requires winch plate 37170

(12) Requires winch plate 13910 or 11310

(13) Requires Rock Crawler front bumper 61856

(15) Not compatible with M8274-50 winch

MOUNTING SYSTEMS/ FRONT BUMPERS

'07-17 JEEP WRANGLER JK (INCLUDES RUBICON, UNLIMITED, UNLIMITED RUBICON, 2 DOOR/4 DOOR; 2WD/4WD)

Rock Crawler Front Bumper (winch mounts directly to bumper) (PowerPlant 9.5 & 12, VR12, VR10, ZEON, 9.5cti, 9.5xp, XD9i, XD9, M8, VR8)..... 89430

Mounting Plate Kit for Rock Crawler front bumper (M8274-50)..... 87675

Grille Guard Tube (requires 89430 WARN Rock Crawler front bumper; not compatible with 87675 winch plate) 89440

Blocker Beam Skid Plate (requires 89430 WARN Rock Crawler front bumper)..... 74570

Rock Crawler Stubby Front Bumper with grille guard tube (winch mounts directly to bumper) (PowerPlant 9.5 & 12, VR12, VR10, ZEON, 9.5cti, 9.5xp, XD9i, XD9, M8, VR8)..... 87600

Mounting Plate Kit for Stubby Front Bumper w/grille tube (M8274-50)..... 87675

Rock Crawler Stubby Front Bumper without grille guard tube (winch mounts directly to bumper) (PowerPlant 9.5 & 12, VR12, VR10, ZEON, 9.5cti, 9.5xp, XD9i, XD9, M8, VR8) 87650

Mounting Plate Kit for Stubby Front Bumper w/o grille tube (M8274-50)..... 87675

Elite Series Front Bumper with grille guard tube (winch mounts directly to bumper) (Must be Rev B0 to fit ZEON) (PowerPlant 9.5 & 12, VR12, VR10, ZEON, 9.5cti, 9.5xp, XD9i, XD9, M8, VR8) 87750

Elite Series Front Bumper without grille guard tube (winch mounts directly to bumper) (Must be Rev B0 to fit ZEON) (PowerPlant 9.5 & 12, VR12, VR10, ZEON, 9.5cti, 9.5xp, XD9i, XD9, M8, VR8)..... 87775

Mounting Plate Kit for factory front bumper (fits '12-17 only) (PowerPlant 9.5 & 12, VR12, VR10, ZEON, 9.5cti, 9.5xp, XD9i, XD9, M8, VR8)..... 88140

Mounting Plate Kit for factory front bumper (fits '07-11 only) (PowerPlant 9.5 & 12, VR12, VR10, ZEON, 9.5cti, 9.5xp, XD9i, XD9, M8, VR8)..... 74247

Mounting Plate Kit for factory front bumper (fits '12-17 only) (M8274-50)..... 88418

Mounting Plate Kit for factory front bumper (fits '07-11 only) (M8274-50)..... 74249

'97-06 WRANGLER TJ

Rock Crawler Stubby Front Bumper Bumper without grille guard tubes (Includes mounting plate to mount PowerPlant 9.5 & 12, VR12, VR10, ZEON, 9.5cti, 9.5xp, XD9i, XD9, M8, VR8) (15) ... 87700

Rock Crawler Front Bumper Bumper only (order mounting plate below to mount winch) 61853

Mounting Plate Kit for factory bumper or WARN Rock Crawler Bumper (PowerPlant 9.5 & 12, VR12, VR10, ZEON, 9.5cti, 9.5xp, XD9i, XD9, M8, VR8) (0) 37170 (M8274-50) (9) 38671

Grille Guard Tube For factory front bumper (Does not fit PowerPlant) (8) (11) 37171 For WARN Rock Crawler Bumper (8) (11) 61855

87-95 WRANGLER YJ; '91 RENEGADE

Rock Crawler Front Bumper Bumper only (order mounting plate below to mount winch) 61856

Mounting Plate Kit for factory bumper or WARN Rock Crawler Bumper (PowerPlant 9.5 & 12, VR12, VR10, 9.5cti, 9.5xp, XD9i, XD9, M8, VR8)..... 21390 (M8274-50) 21395

Grille Guard Tube For WARN Rock Crawler Bumper (10) (13) 61858

ROCK CRAWLER FOOTNOTES:

(30) Some vehicles may require additional spacers to fit bumper. Contact Warn Customer Service if needed.

76-86 CJ, SCRAMBLER

Rock Crawler Front Bumper Bumper only (order mounting plate below to mount winch)..... 61859

Mounting Plate Kit for factory bumper or WARN Rock Crawler Bumper (PowerPlant 9.5 & 12, VR12, VR10, ZEON, 9.5cti, 9.5xp, XD9i, XD9, M8, VR8) 13910 (M8274-50) 11310

Grille Guard Tube For WARN Rock Crawler Bumper (12) 61861

ROCK CRAWLER/ ELITE SERIES REAR BUMPERS

'07-17 JEEP WRANGLER JK (INCLUDES RUBICON, UNLIMITED, UNLIMITED RUBICON, 2 DOOR/4 DOOR; 2WD/4WD)

Elite Series Rear Bumper - designed to accept tire carrier (sold separately) (Can be used with factory tailgate mounted tire carrier with stock size tires)..... 89525

Tire carrier 89800

Offroad jack mount (for use with 89800 tire carrier)..... 90030

Rock Crawler Rear Bumper - designed to accept tire carrier (sold separately)..... 74300

Tire Carrier (for use with PN 74300) 74299

'97-06 TJ WRANGLER (INCLUDES RUBICON AND UNLIMITED)

Rock Crawler Rear Bumper—will not accept tire carrier..... 61857

Rock Crawler Rear Bumper—designed to accept tire carrier (sold separately)..... 65508

Tire carrier (for use with PN 65508) 64337

'87-96 YJ WRANGLER

Rock Crawler Rear Bumper—will not accept tire carrier..... 61857

Rock Crawler Rear Bumper—designed to accept tire carrier (sold separately)..... 65509

Tire carrier (for use with PN 65509) 64337

'76-86 CJ5, CJ7, CJ8

Rock Crawler Rear Bumper—will not accept tire carrier..... 61860

Rock Crawler Rear Bumper—designed to accept tire carrier (sold separately) (30) 62947

Tire carrier (for use with PN 62947) 63253

JEEP BODY ARMOR

| | Year/Model | Part Number |
|-----------------------------|------------------------|-------------|
| Rock Sliders | 07-17 JK - 2 Door | 74580 |
| Rock Sliders | 07-17 JK - 4 Door | 74575 |
| Rock Sliders | 04-06 TJ Unlimited | 69875 |
| Rock Sliders | 03-06 TJ | 71500 |
| Rock Sliders | 97-02 TJ | 63002 |
| Rock Sliders | '87-95 YJ | 63003 |
| Rock Sliders | '76-86 CJ7 | 63004 |
| Oil Pan Skid Plate A | '97-03 TJ (6-cylinder) | 65020 |
| Fuel Tank Skid Plate | '97-06 TJ | 67820 |
| Fuel Tank Skid Plate | '87-95 YJ | 66550 |
| Steering Box Skid Plate | 97-06 TJ | 64250 |

| | Axle | Part Number |
|---------------------------------|---------|-------------|
| Differential Skid Plate (Black) | Dana 30 | 65443 |
| Differential Skid Plate (Black) | Dana 44 | 65447 |

| 4WD HUBS | Year | Cautionary Footnotes | Spline Count | Standard Manual PN | Premium Manual PN | Spindle Nut Kit Std/Prem | Hub Service Kit | |
|--|-------------|----------------------|--------------|--------------------|-------------------|--------------------------|-----------------|-------|
| | | | | | | | Std | Prem |
| CJ, Universal, M38A1, Willys | '71 & Prior | A | 10 | | 29062 | | | 7300 |
| CJ, Universal (6 bolt) | '72-80 | G | 27 | | 9062 | | | 7300 |
| CJ, Universal Scrambler (5 bolt) | '81-86 | F | 27 | 28751 | | | | |
| Jeepster C101 Commando | '66-71 | | 10 | | 29062 | | | 7300 |
| Jeepster C104 | '72-73 | | 27 | | 9062 | | | 7300 |
| Gladiator, Wagoneer, Pickup | '73 & Prior | | 10 | | 29062 | | | 7300 |
| Full Size Wagoneer, Cherokee, J-10 Pickup, Commander | '74-91 | G | 19 | 9790 | 20990 | | 11967 | 20825 |
| J-20 Pickup (heavy axle) | '72-76 | | 19 | | 9072 | | | 7302 |
| J-20 Pickup | '77-87 | | 19 | 9790 | 20990 | | 29062 | 20825 |
| Jeep Station Wagon, Pickup | '65 & Prior | | 10 | | 29062 | | | 7300 |

JEEP BODY ARMOR FOOTNOTES:

A Excludes Rubicon model

JEEP HUBS FOOTNOTES:

A Very early vehicles may require that the threaded axle end be cut off.

F Will not fit vehicles with factory optional chrome wheels.

G Vehicles with full-time 4WD will require a transfer case conversion kit.

| 4WD HUBS | Year | Cautionary Footnotes | Spline Count | Standard Manual PN | Premium Manual PN | Spindle Nut Kit Std/Prem | Hub Service Kit | |
|------------------|--------|----------------------|--------------|--------------------|-------------------|--------------------------|-----------------|------|
| | | | | | | | Std | Prem |
| Sportage, Retona | '95-02 | | 26 | 60247 | | | | |

| 4WD HUBS | Year | Cautionary Footnotes | Spline Count | Standard Manual PN | Premium Manual PN | Spindle Nut Kit Std/Prem | Hub Service Kit | |
|----------|--------|----------------------|--------------|--------------------|-------------------|--------------------------|-----------------|------|
| | | | | | | | Std | Prem |
| Pickup | '94-97 | E | 27 | 29071 | | 32720 | 39128 | |
| Navajo | '90-94 | E | 27 | 29071 | | 32720 | 39128 | |

4WD HUBS FOOTNOTES:

E When replacing factory automatic hubs with manual hubs, you must also purchase Spindle Nut Conversion Kit #27988 for '83-89 vehicles; Conversion Kit #32720 for '90-97

NISSAN

4WD HUBS FOOTNOTES:
I Hub Set includes Stud Kit (PN 38003)

| 4WD HUBS | Year | Cautionary Footnotes | Spline Count | Standard Manual PN | Premium Manual PN | Spindle Nut Kit Std/Prem | Hub Service Kit | |
|----------------------------------|----------|----------------------|--------------|--------------------|-------------------|--------------------------|-----------------|-------|
| | | | | | | | Std | Prem |
| CJ, Universal, M38A1, Willys | '86.5-89 | I | 27 | | 28739 | | | 29061 |
| CJ, Universal (6 bolt) | '90-93 | I | 27 | | 28739 | | | 29061 |
| CJ, Universal Scrambler (5 bolt) | '94-01 | I | 28 | | 29091 | | | 29061 |
| Jeepster C101 Commando | '90-01 | I | 28 | | 29091 | | | 29061 |
| Jeepster C104 | '00 | I | 28 | | 29091 | | | 29061 |

SUZUKI

4WD HUBS FOOTNOTES:
J Not for front axle disconnect systems

| 4WD HUBS | Year | Cautionary Footnotes | Spline Count | Standard Manual PN | Premium Manual PN | Spindle Nut Kit Std/Prem | Hub Service Kit | |
|--------------------------------|--------|----------------------|--------------|--------------------|-------------------|--------------------------|-----------------|------|
| | | | | | | | Std | Prem |
| Samurai, Sierra | '82-01 | J | 26 | | 34581 | | | 7309 |
| Sidekick, X-90, Vitara, Escudo | '89-01 | J | 26 | | 34581 | | | 7309 |

TOYOTA

MOUNTING SYSTEMS FOOTNOTES:

- (G) For Tacoma, 29397 must be revision #D0 (or later).
- (V) 20'/6m Power Lead (PN 32963) or 24'/8m Power Lead (PN 32966) required for winching from rear.
- (11) Must be revision #B0
- (31) Must be revision #B0 for Double Cab

MOUNTING SYSTEMS AND BUMPERS

'16-17 TACOMA 4WD PICKUP

Ascent front bumper (ZEON, 9.5cti, 9.5xp, XD9i, XD9, M8, VR12, VR10, VR8) 97684
Ascent rear bumper 98054

Hidden Mount (ZEON, ZEON Platinum, VR, 9.5cti, 9.5xp, XD9, M8) 98760

'12-15 TACOMA 4WD PICKUP

Trans4mer Grille Guard, Black 71250
 Angled Light Bar, Black 73745
 Brush Guards, Black (Two-Bar Wrap Around) 89734
 Receiver, Black only (use with Trans4mer only) (G) 29397
 Winch Carrier; Black (ZEON, PowerPlant 9.5 & 12, 9.5cti, 9.5xp, XD9i, XD9, M8, VR12, VR10, VR8) 89125

'05-11 TACOMA 4WD PICKUP

Trans4mer Grille Guard, Black 71250
 Angled Light Bar, Black 73745
 Brush Guards, Black (Two-Bar Wrap Around) 71754
 Receiver, Black only (use with Trans4mer only) (G) 29397
 Winch Carrier; Black (ZEON, PowerPlant 9.5 & 12, 9.5cti, 9.5xp, XD9i, XD9, M8, VR12, VR10, VR8) 29394

'01-04 TACOMA 4WD PICKUP

Trans4mer Grille Guard, Black 63065
 Angled Light Bar, Black 73745
 Receiver, Black only (use with Trans4mer only) (G) 29397
 Winch Carrier; Black (ZEON, PowerPlant 9.5 & 12, 9.5cti, 9.5xp, XD9i, XD9, M8, VR12, VR10, VR8) 29394

'98-00 TACOMA 4WD PICKUP, '98-00 PRERUNNER

Trans4mer Grille Guard, Black 37172
 Angled Light Bar, Black 73745
 Receiver, Black only (use with Trans4mer only) (G) 29397
 Winch Carrier; Black (ZEON, PowerPlant 9.5 & 12, 9.5cti, 9.5xp, XD9i, XD9, M8, VR12, VR10, VR8) 29394

Multi-Mount Winch Frame (9.5xp, XD9i, XD9, M8, VR10, VR8) (V) 26370

Multi-Mount Winch Frame (for PowerPlant 9.5 only) (V) 75330

Multi-Mount Winch Frame (ZEON 8, ZEON 10) 89990
 Front Receiver (11) 33025

'95-97 TACOMA 4WD PICKUP

Trans4mer Grille Guard, Black 32522
 Angled Light Bar, Black 73745
 Receiver, Black only (use with Trans4mer only) (G) 29397
 Winch Carrier; Black (ZEON, PowerPlant 9.5 & 12, 9.5cti, 9.5xp, XD9i, XD9, M8, VR12, VR10, VR8) 29394

Multi-Mount Winch Frame (9.5xp, XD9i, XD9, M8, VR10, VR8) (V) 26370

Multi-Mount Winch Frame (for PowerPlant 9.5 only) (V) 75330

Multi-Mount Winch Frame (ZEON 8, ZEON 10) 89990
 Front Receiver 33025

'14-15 TUNDRA 2WD & 4WD

Trans4mer Grille Guard, Black 94694
 Angled Light Bar, Black 73745
 Brush Guards, Black (Two-Bar Wrap Around) 76378
 Receiver, Black only (use with Trans4mer only) 29397
 Winch Carrier; Black (ZEON, PowerPlant 9.5 & 12, 9.5cti, 9.5xp, XD9i, XD9, M8, VR12, VR10, VR8) 29394

'07-13 TUNDRA 2WD & 4WD

Trans4mer Grille Guard, Black 76380
 Angled Light Bar, Black 73745
 Brush Guards, Black (Two-Bar Wrap Around) 76378
 Receiver, Black only (use with Trans4mer only) 29397
 Winch Carrier; Black (ZEON, PowerPlant 9.5 & 12, 9.5cti, 9.5xp, XD9i, XD9, M8, VR12, VR10, VR8) 29394

'03-06 TUNDRA 2WD & 4WD

Trans4mer Grille Guard, Black (31) 68505
 Angled Light Bar, Black 73745
 Receiver, Black only (use with Trans4mer only) 29397
 Winch Carrier; Black (ZEON, PowerPlant 9.5 & 12, 9.5cti, 9.5xp, XD9i, XD9, M8, VR12, VR10, VR8) 29394

'00-02 TUNDRA 2WD & 4WD

Trans4mer Grille Guard, Black 60097
 Angled Light Bar, Black 73745
 Receiver, Black only (use with Trans4mer only) 29397
 Winch Carrier; Black (ZEON, PowerPlant 9.5 & 12, 9.5cti, 9.5xp, XD9i, XD9, M8, VR12, VR10, VR8) 29394

TOYOTA

'93-98 T-100 4WD PICKUP

Trans4mer Grille Guard, Black 29400
 Angled Light Bar, Black 73745
 Receiver, Black only (use with Trans4mer only) 29397
 Winch Carrier; Black (ZEON, PowerPlant 9.5 & 12, 9.5cti, 9.5xp, XD9i, XD9, M8, VR12, VR10, VR8) 29394

'92-95 4WD PICKUP, HILUX (EXCLUDES TACOMA)

Rock Crawler Front Bumper (9.5cti, 9.5xp, XD9i, XD9, M8, M6, VR12, VR10, VR8) 68450
 Grille Guard Tube (for bumper PN 68450) 68451
Rock Crawler Rear Bumper 68490

Multi-Mount Winch Frame (9.5xp, XD9i, XD9, M8, VR10, VR8) (V) 26370

Multi-Mount Winch Frame (for PowerPlant 9.5 only) (V) 75330

Multi-Mount Winch Frame (ZEON 8, ZEON 10) 89990
 Front Receiver 25873

'89-91 4WD PICKUP, HILUX

Rock Crawler Front Bumper (9.5cti, 9.5xp, XD9i, XD9, M8, M6, VR12, VR10, VR8) 68450
 Grille Guard Tube (for bumper PN 68450) 68451
Rock Crawler Rear Bumper 68490

'86-89 4RUNNER; '86-88 4WD PICKUP, HILUX

Multi-Mount Winch Frame (9.5xp, XD9i, XD9, M8, VR10, VR8) (V) 26370
Multi-Mount Winch Frame (for PowerPlant 9.5 only) (V) 75330
Multi-Mount Winch Frame (ZEON 8, ZEON 10) 89990
 Frame Front Receiver 25873

| 4WD HUBS | Year | Cautionary Footnotes | Spline Count | Standard Manual PN | Premium Manual PN | Spindle Nut Kit Std/Prem | Hub Service Kit | |
|-----------------------------------|--------|----------------------|--------------|--------------------|-------------------|--------------------------|-----------------|------|
| | | | | | | | Std | Prem |
| Pickup, Hilux, 4-Runner, with ADD | '86-95 | C | 26 | | 28761 | 29918 | | 7309 |
| Landcruiser | '76-87 | C | 30 | | 28761 | 29918 | | 7309 |
| Pickup, Hilux, 4-Runner | '76-85 | C | 30 | | 28761 | 29918 | | 7309 |
| T100 | '93-99 | C | 26 | | 28761 | 29918 | | 7309 |
| T100, W/ADD | '93-99 | | 26 | | 28761 | 29918 | | 7309 |
| Van, Previa | '86-92 | C | 26 | | 28761 | 29918 | | 7309 |
| Tacoma(w/factory man.hubs) | '95-01 | | 26 | | 60459 | | | 7309 |
| Hilux Int'l with Torsion bar susp | '98-01 | C | | | 28761 | 29918 | | 7309 |

MOUNTING SYSTEMS FOOTNOTES:
(V) 20'/6m Power Lead (PN 32963) or 24'/8m Power Lead (PN 32966) required for winching from rear.

4WD HUBS FOOTNOTES:
C When replacing factory automatic hubs with manual hubs, you must also purchase Spindle Nut Conversion Kit #29918 (except for ADD)



POWERSPORTS PRODUCT APPLICATIONS BY VEHICLE MAKE AND MODEL

Application listing is current as of April 2017. Warn Industries is constantly developing new applications. If you can't find your vehicle listed here, call WARN customer service for the latest applications. In North America call 1-800-543-9276. Customers outside of North America can call 1-503-722-3008. Or check our web site warn.com.

CONTENTS:

| | | | | | |
|------------------|----------|----------------|----------|---------------|------------------|
| Arctic Cat | 135, 141 | Kawasaki | 137, 142 | Polaris | 138-139, 142-143 |
| Can-Am/BRP | 136, 141 | Kubota | 138 | Suzuki | 140, 143 |
| Honda | 137, 141 | Kymco | 138 | Yamaha | 140, 143 |

ARCTIC CAT

ATV WINCH AND PLOW MOUNTING KITS

| YEAR | MODEL | WINCH MOUNTING KIT | CENTER PLOW MOUNTING KIT | FRONT PLOW MOUNTING KIT |
|-------|--|--------------------|--------------------------|-------------------------|
| 02-05 | 250 2X4, 4X4 | 62840 | | |
| 06-13 | 250 2X4 | Note AC,U | | |
| 02-05 | 300 2X4 | 62840 | | |
| 10 | 300 2X4 | Note AC | | |
| 12-16 | 300 2x4 | Note AC | | |
| 08-12 | 350 4X4 | Note AC | 85260 AQ | ** |
| 08-12 | 366 4X4 Automatic | Note AC | 85260 AQ | ** |
| 02 | 375 Automatic 2X4, 4X4 | 62840 | 63294 AQ | 84354 |
| 02 | 400 i 2X4, 4X4 | 62840 | 63294 AQ | 84354 |
| 03-04 | 400 2X4 (Automatic) | 62840 | 63294 AQ | 84354 |
| 03-08 | 400 4X4 (Automatic) (ACT) (VP) | 62840 | 63294 AQ | 84354 |
| 04 | 400 Automatic TBX 4X4 | 62840 | 63294 AQ | 84354 |
| 05-07 | 400 Automatic (TBX) (LE) 4X4 | Note AA | 63294 AQ | 84354 |
| 07-10 | 400 Automatic TRV 4X4 | Note AC | 63294 AQ | 84354 |
| 06-12 | 400 Automatic VP 4X4 | Note AC | 63294 AQ | 84354 |
| 13-15 | 400 4X4, (CR) | 96939 | 85260 AQ | 96970 |
| 16-17 | 400 (ALT) | 96939 | 85260 AQ | 96970 |
| 11-12 | 425 4X4 (CR) (CR EFI) | 96939 | 85260 AQ | 96970 |
| 13-15 | 450, 4x4 (CR) | 96939 | 85260 AQ | 96970 |
| 10-12 | 450 4x4 (EFI) (GT) | Note AC | 63294 AQ | 84354 |
| 16 | 450 (ALT) | 96939 | 85260 AQ | 96970 |
| 98-01 | 500 4X4 | 35048 | 37853 AQ | |
| 00-01 | 500 Automatic 4X4 | 35048 | 60940 AQ | |
| 02 | 500i Automatic 4X4 | 62840 | 63294 AQ | 84354 |
| 02-04 | 500 4X4, Automatic (TBX) 4X4 | 62840 | 63294 AQ | 84354 |
| 05-09 | 500 4x4 (Auto) (Manual) | Note AC | 63294 AQ | 84354 |
| 04-08 | 500 Automatic TRV 4X4 | 62840 | 63294 AQ | 84354 |
| 09-16 | 500 4X4 (H1) (XT) (TRV) (MID-SIZE) | Note AC | 63294 AQ | 84354 |
| 15-16 | 500 4X4 (XR) (ALT XT) | Note AC | 63294 AQ | 97596 |
| 13-17 | 500 4X4 | Note AC | 63294 AQ | 84354 |
| 2017 | 500 4X4 (ALT TRV) | Note AC | 63294 AQ | 97212 |
| 2017 | 500 4X4 (ALT) | 96939 | 85260 AQ | 96970 |
| 09-14 | 550 4X4 (XT) (LTD) (GT) (H1 EFI) | Note AC | 63294 AQ | 84354 |
| 09-17 | 550 4x4, (TRV LTD) (TRV XT) (TRV CUR) (TRV GT) (TRV H1) | Note AC | 63294 AQ | 84354 |
| 15-16 | 550 4X4 (XR EFI) (XR XT EFI) (XR LTD EFI) (ALT EFI) (ALT XT EFI) (ALT) | Note AA | 63294 AQ | 97596 |
| 16-17 | 550 4X4 (ALT TRV) (ALT TRV XT) | Note AC | 63294 AQ | 97212 |
| 2004 | 650 4X4 | 62840 | 63294 AQ | 84354 |
| 05-11 | 650 TBX H1 LE TRV 4X4 | Note AA | 63294 AQ | 84354 |
| 06-11 | 700 4x4 (H1 EFI) (H1 EFI TBX) (TRV) (TRV H1 EFI) | Note AC | 63294 AQ | 84354 |
| 06-11 | 700 4x4 (Auto) (Auto EFI) (Diesel) (TRV Cruiser) | Note AC | 63294 AQ | 84354 |
| 12-16 | 700 4x4 (GT) (GT LTD) (Mud Pro) (Mud Pro LTD) (LTD) (XT) | Note AC | 63294 AQ | 84354 |
| 12-16 | 700 4x4 (TBX) (TRV LTD) (TRV XT) (TBX SE) (TRV SE) | Note AC | 63294 AQ | 84354 |
| 15-17 | 700 4X4 (XR) (XR LTD) (XR XT) (ALT) (ALT XT) | Note AC | 63294 AQ | 97596 |
| 17 | 700 4X4 (ALT TRV XT) | Note AC | 63294 AQ | 97212 |
| 11-16 | 1000 (XT) (EPS) (TRV GT) (GT) | Note AC | 63294 AQ | 84354 |
| 17 | 1000 4X4 (ALT TRV XT) | Note AC | 63294 AQ | 84354 |
| 09-10 | 1000 H2 TRV 4X4 | Note AC | 63294 AQ | 84354 |
| 10 | 1000 H2 Cruiser TRV 4X4 | Note AA | 63294 AQ | 84354 |
| 13-15 | 1000 4X4 (TRV LTD) | Note AA | 63294 AQ | 84354 |
| 96-98 | Bear Cat 454 4X4 | 35048 | 37853 AQ | |
| 10 | MudPro 650 H1 4X4 | Note AC | | |
| 09-16 | MudPro 700 H1 EFI 4X4 (LTD EPS) (LTD) | Note AA | 63294 AQ | 84354 |
| 10-16 | MudPro 1000 H2 EFI 4X4 (LTD EPS) (SE) | Note AA | 63294 AQ | 84354 |
| 08-10 | Thundercat 1000 H2 (LE) 4X4 | Note AC | 80582 AQ | 84354 |

FOOTNOTES:

- AC Factory installed mount
- AA Factory installed winch
- U Fits RT/XT 15 series winches only
- AQ Compatible with 78100 (Provantage) and 86528 (Standard) Plow bases
- FS Fits small winch foot pattern only 4.875"
- FL Fits large winch foot pattern only 6.60"
- FB Fits both small and large winch foot patterns

SXS WINCH AND PLOW MOUNTING KITS

| YEAR | MODEL | WINCH MOUNTING KIT | FRONT PLOW MOUNTING KIT |
|-------|--|--------------------|-------------------------|
| 09-14 | Prowler 550 XT 4X4 | Note AC | 83875 |
| 14-15 | Prowler 500 (HDX) (HDX LTD) (HDX XT) | Note AC | 83875 |
| 16-17 | 500 HDX (XT) | | 97420 |
| 17 | Prowler 500 | Note AC | 97420 |
| 15-16 | Prowler 550 (XT) | Note AC | 97420 |
| 08-09 | Prowler 650 H1 XT 4X4 | Note AC | 83875 |
| 06-07 | Prowler 650 H1 XT 4X4 | Note AA | 83875 |
| 09-15 | Prowler 700 (XT) (XTX) (LE) (HDX) (HDX XT EPS) 4X4 | Note AC | 83875 |
| 16-17 | 700 HDX (XT EPS) (SE) (XT) (Crew) | Note AC | 97420 |
| 15-17 | Prowler 700 (XT) | Note AA | 97420 |
| 09-14 | Prowler 1000 XTZ 4X4 | Note AC | 83875 |
| 15-17 | Prowler 1000 (XT EPS) | NOTE AA | 97420 |
| 12-15 | Wildcat 1000 (LTD) | 89050, FL | |
| 13-17 | Wildcat (X) (4X) (4 LTD) (4) (X LTD) (TRAIL) (TRAIL XT) (4X LTD) (EPS) | 89050, FL | |
| 15-17 | Wildcat Sport (LTD EPS) (XT) | Note AC | 97215 |
| 15-17 | Wildcat Trail (LTD EPS) (XT) (SE) (LTD) | Note AC | 97215 |

ATV WINCH AND PLOW MOUNTING KITS

FOOTNOTES:

- AC Factory installed mount
- AA Factory installed winch
- U Fits RT/XT 15 series winches only
- AQ Compatible with 78100 (Provantage) and 86528 (Standard) Plow bases
- FS Fits small winch foot pattern only 4.875"
- FL Fits large winch foot pattern only 6.60"
- FB Fits both small and large winch foot patterns

| YEAR | MODEL | WINCH MOUNTING KIT | CENTER PLOW MOUNTING KIT | FRONT PLOW MOUNTING KIT |
|-------|---|--------------------|--------------------------|-------------------------|
| 03-05 | Outlander 330 (Max) 2X4, 4X4 | 66288 | 67945 AQ | |
| 03-04 | Outlander 400 2X4 4X4 (XT) | 66288 | 67945 AQ | |
| 03-06 | Outlander 400 4X4 Max | 66288 | 67945 AQ | |
| 05-06 | Outlander 400 XT 4X4, Max XT | Note AA | 67945 AQ | |
| 06 | Outlander 400 4X4 Max | 66288 | 72504 AQ | 79234 |
| 07-15 | Outlander 400 4X4, (Max) (XT) 4X4 | 71881 | 72504 AQ | 79234 |
| 15-16 | Outlander L 450 (DPS) (Max DPS) (XT) | Note AC | | 97130 |
| 16-17 | Outlander 450, DPS, XT | Note AC | | 97130 |
| 16-17 | Outlander Max 450, DPS | Note AC | | 97130 |
| 07-08 | Outlander 500 4X4 Max | 71881 | 72504 AQ | 79234 |
| 09-12 | Outlander 500 4X4 Max XT (LTD) | Note AA | 72504 AQ | 79234 |
| 13-14 | Outlander 500 4X4 Max XT (LTD) | Note AA | | 97130 |
| 15 | Outland L 500 4x4 (DPS) | Note AC | | 97130 |
| 16-17 | Outlander L 570 4x4 (MossyOak ED) | Note AA | | 97130 |
| 16-17 | Outlander L 570 4x4 (DPS) (LE) (Max DPS) | Note AC | | 97130 |
| 16-17 | Outlander 570 4x4 (DPS) (Max DPS) | Note AC | | 97130 |
| 16-17 | Outlander 570 4x4 (XT) (Max XT) | Note AA | | 97130 |
| 06-07 | Outlander 650 XT 4X4, Max XT 4X4 | 71881 | 72504 AQ | 79234 |
| 06-12 | Outlander 650 4X4 (R) (Max) (MR) (DPS) (LTD) | 71881 | 72504 AQ | 79234 |
| 08-12 | Outlander 650 Max XT (XT-P) 4X4 | Note AA | 72504 AQ | 79234 |
| 13-16 | Outlander 650 4X4 (R) (Max) (MR) (DPS) (LTD) (XT) | Note AA | | 95840 |
| 16 | Outlander 650 4X4 (DPS) (XT) | Note AC | | 95840 |
| 16 | Outlander 650 6X6 DPS | Note AA | | 95840 |
| 06-08 | Outlander 800 4X4, Max 4X4 | 71881 | 72504 AQ | 79234 |
| 08-12 | Outlander 800 4X4 (R) (Max) (MR) (DPS) (LTD) | 71881 | 72504 AQ | 79234 |
| 08-12 | Outlander 800 Max XT (XT-P) 4X4 | Note AA | 72504 AQ | 79234 |
| 13-16 | Outlander 800 4X4 (R) (Max) (XT) (X) (XT-P) (MR) | Note AA | | 95840 |
| 15 | Outlander 850 4X4 (Max XT) | Note AA | | 95840 |
| 16 | Outlander 850 4X4 (DPS) (XT) (XT-XTP)(Max) | Note AA | | 95840 |
| 16 | Outlander 850 4X4 (MR) | Note AC | | 95840 |
| 13-16 | Outlander 1000 4X4 (R) (Max) (XT) (X) (XT-P) (MR) | Note AA | | 95840 |
| 16 | Outlander 1000R 4x4 (DPS) (XT) | Note AA | | 95840 |
| 16 | Outlander 1000R 4x4 (XT-P) (Max ST) (Max XP-Pa) (Max LTD) | Note AA | | 95840 |
| 16 | Outlander 1000R 6X6 XT | Note AA | | 95840 |
| 12-15 | Renegade 500 4X4 (R) (Max) (XT) (X) (XT-P) | 89535 | 89613 AQ | |
| 12-15 | Renegade 800 4X4 (R) (Max) (XT) (X) (XT-P) | 89535 | 89613 AQ | |
| 12-15 | Renegade 1000 4X4 (R) (Max) (XT) (X) (XT-P) | 89535 | 89613 AQ | |
| 16-17 | Renegade 570 4x4 XC, X XC | 89535 | 89613 AQ | |
| 16-17 | Renegade 570 4x4 XC, X XC | 89535 | 89613 AQ | |
| 16-17 | Renegade 570 4x4 XC, X XC | 89535 | 89613 AQ | |
| 01-04 | Quest 500 4X4 (XL) | 65563 | | |
| 01-04 | Quest 650 4X4 (Max) (XL) | 65563 | | |
| 01-03 | Traxter 2X4 | 65563 | | |
| 99-04 | Traxter 4X4 | 65563 | | |
| 05 | Traxter 500 4X4 Automatic (CVT) (XT) | 65563 | | |
| 05 | Traxter 650 Automatic CVT 4X4 | 65563 | | |
| 05 | Traxter 650 4X4 Automatic CVT XT | Note AA | | |
| 03-04 | Traxter Max 4X4 | 65563 | | |
| 05 | Traxter Max 500 Automatic 4X4 | 65563 | | |
| 05 | Traxter Max 500 Automatic XT 4X4 | Note AA | | |
| 05 | Traxter Max 650 Automatic CVT 4X4 | 65563 | | |
| 05 | Traxter Max 650 Automatic CVT XT 4X4 | Note AA | | |
| 01-04 | Traxter (XL) (XT) 4X4 | 65563 | | |
| 05 | Traxter XL 500 4X4 | 65563 | | |

SXS WINCH AND PLOW MOUNTING KITS

| YEAR | MODEL | WINCH MOUNTING KIT | FRONT PLOW MOUNTING KIT |
|-------|--|--------------------|-------------------------|
| 11-14 | Commander 800 (R) (X) (XT) (DPS) (XT-P) (LTD) (MAX) | 85810 FB | 85690 |
| 11-14 | Commander 1000 (R) (X) (XT) (DPS) (XT-P) (LTD) (MAX) | 85810 FB | 85690 |
| 15-17 | Commander 800 (R) (X) (XT) (DPS) (XT-P) (LTD) (MAX) | 85810 FB | 85690 |
| 15-17 | Commander 1000 (R) (X) (XT) (DPS) (XT-P) (LTD) (MAX) | 85810 FB | 85690 |
| 13-15 | Maverick 1000 (X RS) (DPS) (XC) (X XC) (X MR) (X DS) (Turbo) (Max) | 92145 FL | 91255 |
| 16-17 | Defender 1000, 800 (MAX) (DPS) (XT) (STD)(NXT) | Note AA | 95850 |

ATV WINCH AND PLOW MOUNTING KITS

| YEAR | MODEL | WINCH MOUNTING KIT | CENTER PLOW MOUNTING KIT | FRONT PLOW MOUNTING KIT |
|-------|--|--------------------|--------------------------|-------------------------|
| 97-04 | Recon TRX250 (TM) (ES) (TE) 2X4 | 37209 U | | |
| 05-17 | Recon TRX250 (TM) (ES) (TE) 2x4 | 79840 U | | |
| 93-00 | Foreman TRX300FW 4X4 | 37850 | | |
| 00-06 | Rancher TRX350 (TM) (ES) (TE)2X4 | 68852 | 63290 AQ | |
| 00-06 | Rancher TRX350 (FM) (ES) (FE) 4X4 | 68852 | 63290 AQ | |
| 04-07 | Rancher AT TRX400 (FA) (FG) (FGA) (GPScape) 4x4 | 68852 | 63290 AQ | |
| 07-14 | Rancher TRX420 (AT) (EPS) (TM) (TE) (FA) (FM) (FE) (FPE) (FPA) (FPM) 4x4 | 84704 AN | 87686 AQ | 80031 |
| 15-17 | Rancher TRX420 (AT) (EPS) (FA) (FM) (FE) (FPE) (FPA) (FPM) 4x4 | 92450 | 93901 AQ | 93515 |
| 95-03 | Foreman (TRX400FW) 4X4 | 60174 | 37851 AQ | |
| 98-04 | Foreman TRX450 4X4 (S) (ES) (FM) (FE) | 60174 | 37852 AQ | |
| 05-06 | Foreman TRX500 (TM) (FE) 2X4 4X4 | 70830 | 70583 AQ | 80554 |
| 14-17 | Foreman TRX500 (FM) (FPM) (ES) (FE) (FPE) 4X4 | 92450 | 93901 AQ | 93515 |
| 07-11 | Foreman TRX500 (FM) (FPM) (ES) (FE) (FPE) 4X4 | 84705 | 70583 AQ | 80554 |
| 12-13 | Foreman TRX500 (FE) (FM) (FPE) (FPM) 4x4 | 87180 | 87686 AQ | 87190 |
| 00-04 | Rubicon TRX500 (FA) 4X4 | 84706 | 61611 AQ | |
| 05-06 | Rubicon TRX500 (FA) (FGA) 4x4 | 70830 | 70583 AQ | 80554 |
| 07-14 | Rubicon TRX500 (FA) (FPA) (FGA) 4x4 | 84705 | 70583 AQ | 80554 |
| 15-17 | Rubicon TRX500 (FA) 4x4 | 92450 | 93901 AQ | 93515 |
| 03-05 | Rincon TRX650 (FA) 4X4 | 84706 | 65070 AQ | 79673 |
| 06-17 | Rincon TRX680 (FA) (FGA) 4X4 | 84706 | 65070 AQ | 79673 |

SXS WINCH AND PLOW MOUNTING KITS

| YEAR | MODEL | WINCH MOUNTING KIT | FRONT PLOW MOUNTING KIT |
|-------|------------------|--------------------|-------------------------|
| 08-13 | Big Red (MUV700) | 83405 G, FB | 80913 FB |
| 15-17 | Pioneer 500 | 93720 FS | 93730 FB |
| 14-17 | Pioneer 700 | 93924 FE, FB | 93954 FE, FB |
| 16-17 | Pioneer 1000 | 93790 FE, FL | 93820 FE, FB |

ATV WINCH AND PLOW MOUNTING KITS

| YEAR | MODEL | WINCH MOUNTING KIT | CENTER PLOW MOUNTING KIT | FRONT PLOW MOUNTING KIT |
|-------|----------------------|--------------------|--------------------------|-------------------------|
| 89-02 | Bayou 300 4X4 | 28880 M | | |
| 05-13 | Brute Force 650 4X4 | 70825 | 62686 AQ | 81922 FF |
| 08-13 | Brute Force 650 4X4i | 70825 AI | 70588 AQ | 82530 AV |
| 06-08 | Brute Force 750 4X4i | 70207 | 70558 AQ | 82530 AV |
| 09-17 | Brute Force 750 4X4i | 70207 | 70558 AQ | 80360 |
| 99-02 | Prairie 300 2X4 4X4 | 39308 | | |
| 02-13 | Prairie 360 2X4, 4X4 | 63801 | 62686 AQ | 80556 |
| 99-02 | Prairie 400 4X4 | 39555 | | |
| 01-03 | Prairie 650 Twin 4x4 | | 62686 AQ | |
| 04-06 | Prairie 700 4x4 | | 62686 AQ | |

SXS WINCH AND PLOW MOUNTING KITS

| YEAR | MODEL | WINCH MOUNTING KIT | FRONT PLOW MOUNTING KIT |
|-------|--|--------------------|-------------------------|
| 08-16 | Mule 600 2x4, 610 4X4 | 84155 FS | 84090 AU |
| 05-16 | Mule 610 4x4 (XC) | 84155 FS | 84090 AU |
| 00-02 | Mule 2500 4X4 | 60974 FS | |
| 02-09 | Mule 3000 2X4 | 74186 AJ, AK, FL | |
| 02-09 | Mule 3010 4X4 | 74186 AJ, AK, FL | |
| 10-17 | Mule 4000 2X4 | 80586 FS | 83503 |
| 09-17 | Mule 4010 Gas / Diesel 4X4, Gas / Diesel Trans 4X4 | 80586 FS | 83503 |
| 15-17 | Mule PRO FXT, DXT, DX, FX | 94510 FL | 95370 |
| 2017 | Mule SX 6 SX XC (4x4) (SE) (XC SE) | 94580 FS | 96990 |
| 08-13 | Teryx 750 (FI) (LE) (Camo) (Sport) (SGE) | 83870 AX, FB | 79925 |
| 12-13 | Teryx 4 750 (EPS) (LE) (Camo) | 88449 H, FB | 88330 |
| 14-17 | Teryx | 93414 H, FB | 88330 |
| 14-17 | Teryx 4 | 93414 H, FB | 88330 |

FOOTNOTES:

- AN Fits RT/XT 25/30, PV25-35, V20-30 series winches only
- U Fits RT/XT 15 series winches only
- AC Factory installed mount
- AA Factory installed winch
- AQ Compatible with 78100 (Provantage) and 86528 (Standard) Plow bases
- FE Not compatible with OE winch or plow mount
- G Not compatible with V4000
- FS Fits small winch foot pattern only 4.875"
- FL Fits large winch foot pattern only 6.60"
- FB Fits both small and large winch foot patterns

FOOTNOTES:

- M May not fit 3.0 2.5 and 3.0 RT/XT, PV25-35, V2-3, winch mount modification may be required
- AI Must be rev. A2 for "I" serial model
- AV Not compatible with body armor
- FF Not compatible with OEM winch mount
- AQ Compatible with 78100 (Provantage) and 62100 (Standard) Plow bases
- AJ Fits 4000-4500 winches only
- AK Does not fit Trans 4x4 diesel
- AX When using with plow mount must use 4000 or 4500 winches only
- H Not compatible with Warn bumper
- AU Must use appropriate ATV blade and base
- FS Fits small winch foot pattern only 4.875"
- FL Fits large winch foot pattern only 6.60"
- FB Fits both small and large winch foot patterns

KUBOTA

SXS WINCH AND PLOW MOUNTING KITS

| YEAR | MODEL | WINCH MOUNTING KIT | FRONT PLOW MOUNTING KIT |
|-------|--|--------------------|-------------------------|
| 12-16 | RTV 400Ci Orange, realtree | 82001 FB | 83650 AU |
| 08-16 | RTV500 4x4, Orange, Realtree | 82001 FB | 83650 AU |
| 05-11 | RTV 900 4X4 | 70555 FB | |
| 12-16 | RTV 900XT 4X4, General purpose, Utility, worksite orange, orange s, camo | 91480 | 91490 |
| 05-11 | RTV 1100 4X4 Orange, Real tree | 79900 FB | |
| 09-16 | RTV 1140 (CPX) (Orange) (Camo) 4X4 | 91480 FB | |

FOOTNOTES:

- AU** Must use 92100 Plow base and corresponding ATV Provantage Plow blade (50", 54", 60")
- FB** Fits both small and large winch foot patterns

KYMGCO

ATV WINCH AND PLOW MOUNTING KITS

| YEAR | MODEL | WINCH MOUNTING KIT | CENTER PLOW MOUNTING KIT | FRONT PLOW MOUNTING KIT |
|-------|---------------------------------------|--------------------|--------------------------|-------------------------|
| 06-15 | MXU 300 | Note T | | |
| 09-13 | MXU 375 | Note T | 84820 AQ | |
| 10-11 | MXU 375 LE | Note T | | |
| 12-16 | MXU 450i 4x4 (EFI) (LE) (Camo) (50th) | Note T | | 88085 |
| 07-12 | MXU 500 (i) 4x4 | Note T | 86680 AQ | 86142 |
| 13-16 | MXU 500 (i) 4x49 (Camo) (EPS) (50th) | Note T | | |
| 13-16 | MXU 700i (LE) (EPS) (Camo) (50th) | Note T | | |

FOOTNOTES:

- AQ** Compatible with 78100 (Provantage) and 86528 (Standard) Plow bases
- T** Factory winch mount fits RT/XT 25/30, PV 25/35, V 2/3
- FB** Fits both small and large winch foot patterns

SXS WINCH AND PLOW MOUNTING KITS

| YEAR | MODEL | WINCH MOUNTING KIT | FRONT PLOW MOUNTING KIT |
|-------|---|--------------------|-------------------------|
| 15-16 | UXV450i (LE) (TURF) (Camo) | Note T | |
| 09-16 | UXV500 (i) (Camo) (IRS) (G) (G Turf) | Note T | 86386 FB |
| 10-13 | UXV500 (i) (LE) (SE) | Note T | 86386 FB |
| 14-16 | UXV500 (LE) (HE) (TURF) (Camo) (50th Anniversary) | Note T | |
| 14-16 | UXV700i (Camo) (LE) (Turf) | Note T | |

POLARIS

ATV WINCH AND PLOW MOUNTING KITS

| YEAR | MODEL | WINCH MOUNTING KIT | CENTER PLOW MOUNTING KIT | FRONT PLOW MOUNTING KIT |
|-----------|-------------------------------------|--------------------|--------------------------|-------------------------|
| 04-05 | ATP 330 4X4 | 34901 | 64580 AQ | |
| 04-05 | ATP 500 H.O. 4X4 | 34901 | 64580 AQ | |
| 98-02 | Diesel 4X4 | 34901 | | |
| 06-07 | Hawkeye 300 4X4 | 85104 | | |
| 00-02 | Magnum 325 4X4 | 34901 | | |
| 03-06 | Magnum 330 4X4 | 34901 | 64580 AQ | |
| 99-02 | Magnum 500 4X4, RMK 2X4 | 34901 | 39609 AQ | |
| 99-06 | Scrambler 400, 500, 2X4 & 4x4 | 60891 AB | | |
| 13-15 | Scrambler XP 850 H.O. | 87714 | | |
| 14-15 | Scrambler XP 1000 H.O. | 87714 | | |
| 08-10 | Sportsman 300, (H.O.) 4x4 | 85104 | 79018 AQ | 83170 |
| 98-00 | Sportsman 335 4X4 | 34901 | 37843 AQ | |
| 16- | Sportsman 350 ETX | 87714 | 94644 AQ | 95160 |
| 01-03 | Sportsman 400 4X4 | 34901 | 37843 AQ | |
| 04-04 1/2 | Sportsman 400 4X4 | 68573 S | 37843 AQ | |
| 04 1/2-07 | Sportsman 400 4X4 | 73680 | 37843 AQ | |
| 08-10 | Sportsman 400 4X4 (H.O.) | 85104 | 79018 AQ | 83170 |
| 11-14 | Sportsman 400 4X4 | 87714 | 87355 AQ | 91280 |
| 96-03 | Sportsman 450 4X4 | 73680 | 37843 AQ | |
| 16 | Sportsman 450 4X4 | 87714 | 94644 AQ | 95160 |
| 04-04 1/2 | Sportsman 500 4X4 | 34901 | 37843 AQ | 83110 AY |
| 04 1/2-07 | Sportsman 500 4X4 | 68573 S | 37843 AQ | 83110 AY |
| 08-10 | Sportsman 500, (H.O.), (EFI), 4X4 | 73680 | 37843 AQ | 83110 AY |
| 08-11 | Sportsman 500, (Touring), (X2), 4X4 | 73680 | 87355 AQ | |

FOOTNOTES:

- AP** Must be revision A1 for 2012 application
- S** Combination winch mount and bumper
- AU** Must use 92100 Plow base and corresponding ATV Provantage Plow blade (50", 54", 60")
- AB** Rear mount winch kit
- AY** Will not work with "Demand Drive" front differential
- AC** Factory installed mount
- AA** Factory installed winch
- U** Fits RT/XT 15 series winches only
- AQ** Compatible with 78100 (Provantage) and 86528 (Standard) Plow bases
- PP** Will not work with SP Edition
- C** Requires a WARN winch mount to install bumper
- J** Not compatible with WARN Multi-Mount kit

POLARIS

ATV WINCH AND PLOW MOUNTING KITS (CONTINUED)

| YEAR | MODEL | WINCH MOUNTING KIT | CENTER PLOW MOUNTING KIT | FRONT PLOW MOUNTING KIT |
|------------|--|--------------------|--------------------------|-------------------------|
| 11-16 | Sportsman 500 4X4 (H.O.), (Touring) | 87714 | 87355 AQ | 91280 PP |
| 10-14 | Sportsman 550 4X4 (EPS) (XP) (H.O.) (X2) | 98410 | 80260 AQ | 80545 |
| 14 | Sportsman 570 4X4, (X2) | 87714 | | 94765 |
| 14 | Sportsman 570 4X4, (EPS) (EFI) | 87714 | 94644 AQ | 94765 |
| 15-17 | Sportsman 570 4X4 | 87714 | 94644 AQ | 95160 |
| 15-17 | Sportsman 570 4X4 (X2) | 87714 | | 95160 |
| 15-17 | Sportsman 570 4X4 (SP) (X2) | 87714 | | 98678 |
| 15-17 | Sportsman 570 4X4 (SP) (EPS) (EFI) | 87714 | 94644 AQ | 98678 |
| 03 | Sportsman 600 Twin 4X4 | 63799 | 63936 AQ | |
| 04 -04 1/2 | Sportsman 600 Twin 4X4 | 68573 S | 63936 AQ | |
| 04 1/2-05 | Sportsman 600 Twin 4X4 | 73680 | 63936 AQ | |
| 02-03 | Sportsman 700 Twin 4X4 | 63799 | 63936 AQ | 79608 |
| 04 -05 | Sportsman 700 (EFI)Twin 4X4 | 68573 S | 63936 AQ | 79608 |
| 05-07 | Sportsman 700 Twin 4X4 (EFI) | 73680 | 63936 AQ | 79608 |
| 08 | Sportsman 700 4x4 (X2 EFI) | 73680 | 78395 AQ | |
| 05-10 | Sportsman 800 4X4 (EFI) (EFI HO) | 73680 | 78395 AQ | 79608 |
| 07-08 | Sportsman 800 4X4 (X2 EFI LE) (Tour EFI) | 73680 | 78395 AQ | |
| 2009 | Sportsman 800 Big Boss 6X6 | 73680 | | 79608 |
| 11-13 | Sportsman 800 (H.O.) (EFI) 4X4, Big Boss 6X6 | 87714 | 87355 AQ | 91280 |
| 09-14 | Sportsman 850 4X4 (XP) (EPS) (Tour) | 98410 | 80260 AQ | 80545 |
| 09-14 | Sportsman 850 4X4 (XP) (EPS) (X2) | 98410 | | 80545 |
| 15-17 | Sportsman 850 4X4 (SP) (EPS) | 98410 | 80260 AQ | 96322 |
| 15-17 | Sportsman 850 4X4 (SP) (EPS) (Highlifter) | 98410 | 80260 AQ | 96322 |
| 15-17 | Sportsman 850 4X4 (SP) (EPS) (Tour) | 98410 | | 96322 |
| 15-17 | Sportsman 1000 4x4 (XP) (Highlifter) | 98410 | 80260 AQ | 96322 |
| 15-17 | Sportsman 1000 4x4 (XP) (Tour) | 98410 | | 96322 |
| 99-08 | Sportsman 6X6 | 34901 | | |
| 05 | Sportsman MV 4X4 | Note AA | | |
| 06 | Sportsman MV7 4X4 | Note AA | | |
| 01-02 | Xpedition 325 4X4 | 34901 | | |
| 00-03 | Xpedition 425 4X4 | 34901 | 39609 AQ | |
| 97-02 | Xplorer 300, 400 4X4 | 34901 | 37846 AQ | |
| 96-97 | Xpress 400 / Xplorer 500 4X4 | 34901 | 39608 AQ | |
| 14-16 | ACE 325 | 98410 | 95848 AQ | 96460 |
| 15-17 | ACE 570 (SP) | 98410 | 95848 AQ | 96460 |
| 17 | ACE 900 (SP) | 98410 | 95848 AQ | 96460 |

FOOTNOTES:

- AN** Fits RT/XT 25/30, PV25-35, V20-30 series winches only
- AP** Must be revision A1 for 2012 application
- S** Combination winch mount and bumper
- AU** Must use 92100 Plow base and corresponding ATV Provantage Plow blade (50", 54", 60")
- AB** Rear mount winch kit
- AY** Will not work with "Demand Drive" front differential
- AC** Factory installed mount
- AA** Factory installed winch
- U** Fits RT/XT 15 series winches only
- AQ** Compatible with 78100 (Provantage) and 86528 (Standard) Plow bases
- PP** Will not work with SP Edition
- C** Requires a WARN winch mount to install bumper
- J** Not compatible with WARN Multi-Mount kit
- FS** Fits small winch foot pattern only 4.875"
- FL** Fits large winch foot pattern only 6.60"
- FB** Fits both small and large winch foot patterns

SXS WINCH AND PLOW MOUNTING KITS

| YEAR | MODEL | WINCH MOUNTING KIT | FRONT PLOW MOUNTING KIT |
|-------|---|---------------------|-------------------------|
| 09 | Ranger 400 4x4 (crew) | 80371 FL | |
| 10-14 | Ranger 400 Midsize (HO) (Crew) | 90459 AN, FS | 90546 |
| 08 | Ranger 4x4 500 | 80368 FL | 81580 |
| 09 | Ranger 4x4 500 (Crew) | 80371 FL | 79700 |
| 11-13 | Ranger 500 4x4 Midsize (HO) (Crew) | 90459 AN, FS | |
| 11-14 | Ranger 500 EFI | 90459 AN, FS | |
| 15-16 | Ranger 570, Mid-size | 90459 AN, FS | 90546 |
| 15-17 | Ranger 570 (Full-size) | 90930 FL | 90924 |
| 98-01 | Ranger 6x6 | 38914 FL | |
| 08 | Ranger 700 4x4 (HP) | 80368 FL | 81580 |
| 09 | Ranger 700 4x4 (Crew) | 80368 FL | 81580 |
| 09 | Ranger 700 4x4 (HD) (HP) | 80371 FL | 79700 |
| 08-09 | Ranger 700 6x6 | 80368 FL | 81850 |
| 10-15 | Ranger 800 4x4 (SP) (EPS) (Crew) (HD) | 80371 FL | 79700 |
| 10-16 | Ranger 800 6x6 | 80371 FL | 79700 |
| 12-15 | Ranger 800 Midsize (EFI) (HO) (Crew) | 90459 AN, FS | 90546 |
| 11-14 | Ranger (Diesel) (HD) (EPS) 4X4 | 80371 FL | 79700 |
| 15-17 | Ranger (Diesel) (HD) (EPS) 4X4 | 90930 FL | 90924 |
| 15-17 | Ranger 900 (XP) | 90930 FL | 90924 |
| 15-17 | Ranger 900 Crew (Full Size) | 90930 FL | 90924 |
| 12-17 | Ranger RZR 570 | 80335 AN, FS | 80681 AU |
| 09-14 | Ranger RZR 800 4X4 (S) (EPS) (LE) (4) | 80335 AN, FS | 80681 AU |
| 11-14 | Ranger RZR 4 800 4X4 (EPS) (LE) (S) | 80335 AN, FS | 80681 AU |
| 11-14 | Ranger RZR 900 4x4 (XP) (EPS) (LE) (S) (4) | 87987 AN, FS | |
| 15-17 | Ranger RZR 900 4x4 (XP) (EPS) (LE) (S) (4) | 92332 AN, FS | 97084 AU |
| 14-17 | Ranger RZR 1000 4x4 (XP) (EPS) (LE) (S) (4) | 92332 AN, FS | 97084 AU |
| 16-17 | General 1000 | Note AA | 97340 |

SUZUKI

ATV WINCH AND PLOW MOUNTING KITS

FOOTNOTES:

AQ Compatible with 78100 (Provantage) and 86528 (Standard) Plow bases

T Factory winch mount fits RT/XT 25/30, PV 25/35, V 2/3

M May not fit 3.0 2.5 and 3.0 RT/XT, PV25-35, V2-3, winch mount modification may be required

L This kit requires using the WARN Provantage plow lift to raise plow

| YEAR | MODEL | WINCH MOUNTING KIT | CENTER PLOW MOUNTING KIT | FRONT PLOW MOUNTING KIT |
|-------|--|--------------------|--------------------------|-------------------------|
| 02-04 | Eiger 400 (LT-A400) (LT-F400) 2X4 | 63796 | 63840 AQ | |
| 02-06 | Eiger 400 (LT-A400F) (LT-F400F) 4X4 | 63796 | 63840 AQ | |
| 93-03 | King Quad 300 4X4 | 37842 L | | |
| 08-17 | King Quad 400 (AS) (FS) (I) (Camo) (Special Edition) 4X4 | 83130 | 63840 AQ | 80566 |
| 07-10 | King Quad 450 (Axi) (PS) 4X4 | 70326 | 70737 AQ | 80558 |
| 09-17 | King Quad 500 AXI (PS) (Camo) (Special Edition) 4X4 | 70326 | 70737 AQ | 80558 |
| 05-07 | King Quad 700 4X4 | 70326 | 70737 AQ | 80558 |
| 08-17 | King Quad 750 (Axi) (PS) (Camo) (Special Edition) 4X4 | 70326 | 70737 AQ | 80558 |
| 99 | Quad Master 500 (LT-A500F) 4X4 | 37812 | | |
| 00-01 | Quad Master 500 (LT-A500F) 4X4 | 37812 | | |
| 92-98 | Quad Runner 250 (LT-F250) 2X4, (LT-F250F) 4X4 | 30476 M | | |
| 07-08 | Quad Racer R450 (LT-R450) 2X4 | 70326 | | |
| 98-03 | Quad Runner 500 (LT-F500F) 4X4 | 37812 | | |
| 02-06 | Vinson 500 (LT-A500F) 4X4 | 63811 | 65400 AQ | |
| 03-05 | Vinson 500 (LT-F500F) 4X4 | 63811 | 65400 AQ | |

YAMAHA

ATV WINCH AND PLOW MOUNTING KITS

FOOTNOTES:

AQ Compatible with 78100 (Provantage) and 86528 (Standard) Plow bases

Y Not compatible with manual plow lift

BA Must use WARN winch

L This kit requires using the WARN Provantage plow lift to raise plow

M May not fit 3.0 2.5 and 3.0 RT/XT, PV25-35, V2-3, winch mount modification may be required

AN Fits RT/XT 25/30, PV25-35, V20-30 series winches only

S Combo winch mount and bumper

AP Must be rev. A1

FS Fits small winch foot pattern only 4.875"

FL Fits large winch foot pattern only 6.60"

FB Fits both small and large winch foot patterns

| YEAR | MODEL | WINCH MOUNTING KIT | CENTER PLOW MOUNTING KIT | FRONT PLOW MOUNTING KIT |
|-------|---|--------------------|--------------------------|-------------------------|
| 98-04 | Beartracker 2X2 (Realtree) | 39439 | | |
| 95-87 | Big Bear 2X2, 4X4 | 28876 M | | |
| 96-99 | Big Bear 2X2, 4X4 | 28876 M | 37839 AQ | |
| 00-01 | Big Bear 400 Professional | 60170 | 37840 AQ, Y | |
| 00-06 | Big Bear 400 2X2, 4X4 (Realtree) 4X4 (Hunter) | 60272 | 60124 AQ | |
| 07-12 | Big Bear 400 (4WD) (IRS) (Hunter) (Exploring) | 81340 | 60124 AQ | |
| 04-06 | Bruin 350 (AUTO) 2X2, 4X4 (Hunter) (Hardwood) | 68366 | 64670 AQ | |
| 12-14 | Grizzly 300 | 74496 | 64670 AQ | |
| 07-11 | Grizzly 350 2X2, 4X4 (Hunter) | 76192 AN | 64670 AQ | |
| 12-14 | Grizzly 350 2X2, 4X4 (Hunter/Hunting) | 91640 | 64670 AQ | 81656 |
| 07-11 | Grizzly 350 (IRS) 4X4 (Hunter) | 76192 AN | 64670 AQ | 81656 |
| 05-09 | Grizzly 400 4X4 (Hunter) | 76192 AN | 64670 AQ | 80534 |
| 05-07 | Grizzly 450 (Hunter) (Outdoorsman EDITION) (Special Silver) | 76192 AN | 64670 AQ | 80534 |
| 08-10 | Grizzly 450 4X4 (Hunter) (Special Edition) | 80540 | 64670 AQ | 80534 |
| 11-14 | Grizzly 450 4X4 (EPS) (Hunter/Hunting) | 80540 | 64670 AQ | 80534 |
| 09-11 | Grizzly 550 (FI) (EPS) 4X4 (Hunter) (Special Edition) | 74496 | 73996 AQ | 79403 |
| 12-12 | Grizzly 550 (EPS) 4X4 (Hunter) | 74496 | 88188 AQ | 79403 |
| 13-14 | Grizzly 550 (FI) (EPS) (Hunter/Hunting) | 74496 | 88188 AQ | 79403 |
| 98-98 | Grizzly 600 | 36693 | 37841 AQ | |
| 99-01 | Grizzly 600 (Realtree Hunter) | 36693 | 39553 AQ | |
| 02-08 | Grizzly 660 (AUTO) 4X4 (Ducks) (Hunter) (Wetlands) (Hardwoods) (SE) (Special Edition) (HD CAMO) | 65098 | 64669 AQ | 79605 |
| 07-07 | Grizzly 700 (Hunter) (Ducks) (Outdoorsman) (Special Edition Silver) | 74496 | 73996 AQ | 79403 |
| 08-11 | Grizzly 700 (FI) (EPS) 4X4 (Hunter) (Ducks) (Special) (Special Edition) | 74496 | 73996 AQ | 79403 |
| 12-12 | Grizzly 700 (EPS) 4X4 (Hunter) (Special Edition) (Realtree) | 74496 | 88188 AQ | 79403 |
| 13-15 | Grizzly 700 (FI) (EPS) 4X4 (HUNT/Hunter/Hunting) (Special Edition) (SE) | 74496 | 88188 AQ | 79403 |
| 16-17 | Grizzly 700 (EPS) 4X4 (Hunter) (SE) | 95740 | 88188 AQ | 95745 BA |
| 96-98 | Kodiak 400 4X4 | | 37840 AQ, Y | |
| 99 | Kodiak 400 4X4 | | 37839 AQ | |
| 00-02 | Kodiak 400 2X2, 4X4 (Hunter) | 60170 | | |
| 03-04 | Kodiak 400 2X2, 4X4 (Hunter) | 63945 | 64670 AQ | 81656 |
| 05-06 | Kodiak 400 4X4 (Hunter) | 76192 AN | 64670 AQ | 81656 |
| 03-04 | Kodiak 450 (AUTO) 4X4 (Hardwoods) (Realtree) | 63945 | 64670 AQ | |
| 05-06 | Kodiak 450 4X4 (Hunter) (BLACK CARBON) (Outdoorsman) (Special Edition) | 76192 AN | 64670 AQ | 80534 |
| 16-17 | Kodiak 700 (EPS) 4X4 (Hunter) (SE) | 95740 | 88188 AQ | 95745 BA |
| 06-10 | Wolverine 450 4X4 | | | 72364 |

SXS WINCH AND PLOW MOUNTING KITS

| YEAR | MODEL | WINCH MOUNTING KIT | FRONT PLOW MOUNTING KIT |
|-------|--|--------------------|-------------------------|
| 06-07 | Rhino 450 4X4 (HD Camo) (Hunter) (Special Edition) | 83159 S, FB | 79815 FL |
| 08-09 | Rhino 450 (Hunter) (Special Edition) | 83159 S, FB | 79815 FL |
| 03-05 | Rhino 660 (Camo) (Hunter) | 83159 S, FB | 79815 FL |
| 06-07 | Rhino 660 4X4 (Hunter) (Special/Sports/Exploring/Ducks Unlimited Edition) | 83159 S, FB | 79815 FL |
| 08-11 | Rhino 700 (Hunter) (Sport) (FI) (Ducks Unlimited) (Special/Sport Edition I,II) | 83159 S, FB | 79815 FL |
| 12-13 | Rhino 700 (Hunter) (Sport) | 83159 S, FB | 79815 FL |
| 14 | Viking 700 (EPS) (Hunter) (SE) | 92158, FB | 92156 FB |
| 15-17 | Viking (EPS) (Hunter) (SE) (VI) | 92158, FB | 92156 FB |
| 16-17 | Wolverine (Hunter) (EPS) (R-SPEC) (SE) | 95350, FS | 95475 FS |

ARCTIC CAT

ATV BODY ARMOR AND BUMPERS

| YEAR | MODEL | CHASSIS | SIDE CHASSIS | FRONT A-ARM | REAR A-ARM | BUMPER |
|-------|--------------------------------|---------|--------------|-------------|------------|----------------|
| 02 | 375 Automatic 2X4, 4X4 | | | | | 63307 J |
| 02 | 400 i 2X4, 4X4 | | | | | 63307 J |
| 03-04 | 400 2X4 (Automatic) | | | | | 63307 J |
| 03-08 | 400 4X4 (Automatic) (ACT) (VP) | | | | | 63307 J |
| 04 | 400 Automatic TBX 4X4 | | | | | 63307 J |
| 05-07 | 400 Automatic (TBX) (LE) 4X4 | | | | | 63307 J |
| 07-10 | 400 Automatic TRV 4X4 | | | | | 63307 J |
| 02-04 | 500 4X4, Automatic (TBX) 4X4 | | | | | 63307 J |
| 04-08 | 500 Automatic TRV 4X4 | | | | | 63307 J |

FOOTNOTES:

J Not compatible with WARN Multi-Mount kit

S Combination winch mount and bumper

SXS BODY ARMOR AND BUMPERS

| YEAR | MODEL | CHASSIS | SIDE CHASSIS | FRONT A-ARM | REAR A-ARM | BUMPER |
|-------|--|---------|--------------|-------------|------------|----------------|
| 08-09 | Prowler 650 H1 XT 4X4 | 83879 | 83877 | 74544 | 74644 | 74964 S |
| 06-07 | Prowler 650 H1 XT 4X4 | 83879 | 83877 | 74544 | 74644 | 74964 S |
| 09-15 | Prowler 700 (XT) (XTX) (LE) (HDX) (HDX XT EPS) 4X4 | 83879 | 83877 | 74544 | 74644 | 74964 S |
| 12-15 | Wildcat 1000 (LTD) | | | 89097 | | |

CAN-AM/BRP

ATV BODY ARMOR AND BUMPERS

| YEAR | MODEL | CHASSIS | SIDE CHASSIS | FRONT A-ARM | REAR A-ARM | BUMPER |
|-------|---|---------|--------------|-------------|------------|--------|
| 08-12 | Outlander 400 4X4 (EFI) (XT) (H.O.) (MAX) (XT) | | | 78786 | | |
| 2007 | Outlander 500 H.O. MAX EFI 4X4 | 78610 | | 78786 | | |
| 2008 | Outlander 500 H.O. MAX EFI XT 4X4 | | | 78786 | | |
| 2010 | Outlander 500 MAX LTD 4X4 | | | 78786 | | |
| 09-12 | Outlander 500 (EFI) (XT) 4X4 | 78610 | | 78786 | | |
| 06-12 | Outlander 650 4X4 (EFI) (XT) (H.O.) (Max) | 78610 | | 78786 | | |
| 06-08 | Outlander 800 4X4 (EFI) (XT) (Max) (H.O.) (LTD) | 78610 | | 78786 | | |
| 09-12 | Outlander 800R (EFI) (XT) (XT-P) 4X4 | 78610 | | 78786 | | |
| 12-13 | Outlander 1000 4X4 (R) (MAX) (XT) (X) (XT-P) (MR) | | | 90703 | | |

SXS BODY ARMOR AND BUMPERS

| YEAR | MODEL | CHASSIS | SIDE CHASSIS | FRONT A-ARM | REAR A-ARM | BUMPER |
|-------|--|---------|--------------|-------------|------------|--------|
| 11-14 | Commander 800 (R) (X) (XT) (DPS) (XT-P) (LTD) (Max) | 85635 | 85640 | 85645 | 85650 | 85623 |
| 11-14 | Commander 1000 (R) (X) (XT) (DPS) (XT-P) (LTD) (MAX) | 85635 | 85640 | 85645 | 85650 | 85623 |
| 13-15 | Maverick 1000 (X RS) (DPS) (XC) (X XC) (X MR) (X DS) (Turbo) (Max) | | 91320 | 91348 | | 91270 |

HONDA

ATV BODY ARMOR AND BUMPERS

| YEAR | MODEL | CHASSIS | SIDE CHASSIS | FRONT A-ARM | REAR A-ARM | BUMPER |
|-------|--|---------|--------------|-------------|------------|----------------|
| 00-06 | Rancher TRX350 (TM) (ES) (TE) 2X4 | | | | | 62329 |
| 00-06 | Rancher TRX350 (FM) (ES) (FE) 4X4 | | | | | 62329 |
| 04-07 | Rancher AT TRX400 (FA) (FG) (FGA) (GPScape) 4x4 | | | | | 68766 |
| 10-13 | Rancher TRX420 (AT) (EPS) (TM) (TE) (FA) (FM) (FE) (FPE) (FPA) (FPM) 4X4 | 84631 | | 84645 | | 81910 |
| 98-04 | Foreman TRX450 4X4 (S) (ES) (FM) (FE) | | | | | 62327 J |
| 05-10 | Foreman TRX500 (TM) 4X4 | 76020 | | 75881 | | 71175 J |
| 07 | Foreman TRX500 (TM) 2X4 | 76020 | | 75881 | | 71175 J |
| 05-09 | Foreman TRX500 (FM) (FPM) (ES) (FE) (FPE) 4X4 | 76020 | | 75881 | | 71175 J |
| 09-11 | Foreman TRX500 (FM) (FPM) (ES) (FE) (FPE) 4X4 | 76020 | | 75881 | | 71175 J |
| 12-13 | Foreman TRX500 (FM) (FPM) (ES) (FE) (FPE) 4X4 | | | | | 87732 |
| 00-04 | Rubicon TRX500 (FA) 4X4 | 76020 | | 75881 | | 62331 |
| 05-14 | Rubicon TRX500 (FA) (FGA) 4X4 | 76020 | | 75881 | | 71175 J |
| 08-14 | Rubicon TRX500 (FA) (FPA) (FGA) 4X4 | 76020 | | 75881 | | 71175 J |
| 03-06 | Rincon TRX650 (FA) 4X4 | 76040 | | 75881 | 76265 | 65583 |
| 07-14 | Rincon TRX680 (FA) (FGA) 4X4 | 76040 | | 75881 | 76265 | 65583 |

FOOTNOTES:

J Not compatible with WARN Multi-Mount kit

SXS BODY ARMOR AND BUMPERS

| YEAR | MODEL | CHASSIS | SIDE CHASSIS | FRONT A-ARM | REAR A-ARM | BUMPER |
|-------|------------------|---------|--------------|-------------|------------|--------|
| 08-13 | Big Red (MUV700) | | | | | 84654 |

KAWASAKI

ATV BODY ARMOR AND BUMPERS

| YEAR | MODEL | CHASSIS | SIDE CHASSIS | FRONT A-ARM | REAR A-ARM | BUMPER |
|-------|----------------------|---------|--------------|-------------|------------|---------|
| 06-12 | Brute Force 650 4X4 | 76270 | | 76290 | | 72539 J |
| 06-08 | Brute Force 650 4X4i | 76285 | | 76298 | 76305 | 83770 J |
| 09-13 | Brute Force 650 4X4i | 80562 | | 76298 | 76305 | 83770 J |
| 06-08 | Brute Force 750 4X4i | 76285 | | 76298 | 76305 | 70815 |
| 09-17 | Brute Force 750 4X4i | 80562 | | 88340 | 88342 | 88697 |

SXS BODY ARMOR AND BUMPERS

| YEAR | MODEL | CHASSIS | SIDE CHASSIS | FRONT A-ARM | REAR A-ARM | BUMPER |
|-------|---|---------|--------------|-------------|------------|---------|
| 08-14 | Teryx 750 (F) (LE) (Camo) (Sport) (SGE) | 82210 | 83092 | 81809 | 83076 | 83965 S |
| 12-14 | Teryx 4 750 (EPS) (LE) (Camo) | | 94202 | 94026 | 94027 | 88225 S |

FOOTNOTES:

- J Not compatible with WARN Multi-Mount kit
- S Combination Winch mount and bumper

POLARIS

ATV BODY ARMOR AND BUMPERS

| YEAR | MODEL | CHASSIS | SIDE CHASSIS | FRONT A-ARM | REAR A-ARM | BUMPER |
|------------|--|---------|--------------|-------------|------------|---------------|
| 04-05 | ATP 330 4X4 | | | | | 62323 C, J |
| 04-05 | ATP 500 H.O. 4X4 | | | | | 62323 C, J |
| 98-02 | Diesel 4X4 | | | | | 62323 C, J |
| 06-07 | Hawkeye 300 4X4 | | | | | 62323 C, J |
| 00-02 | Magnum 325 4X4 | | | | | 62323 C, J |
| 03-06 | Magnum 330 4X4 | | | | | 62323 C, J |
| 99-02 | Magnum 500 4X4, RMK 2X4 | | | | | 62323 C, J |
| 98-00 | Sportsman 335 4X4 | | | | | 62323 C, J |
| 05-06 | Sportsman 400 4X4 | | | 77473 | | 68573 C, J |
| 96-03 | Sportsman 450 4X4 | | | | | 62323 C, J |
| 05-09 | Sportsman 500 4X4 | | | 77473 | 77251 | |
| 2006 | Sportsman 500 X2 4X4 | | | 77473 | | |
| 07-08 | Sportsman 500 X2 4X4 | | | 77473 | | |
| 2009 | Sportsman 550/850 4X4 (EPS) (XP) (H.O.) (X2) | 83680 | | 83682 | 83686 | |
| 10-14 | Sportsman 550/850 4X4 (EPS) (XP) (H.O.) (X2) | 83680 | | 83682 | 83686 | |
| 2003 | Sportsman 600 Twin 4X4 | | | | | 65984 C, Q, J |
| 04 -04 1/2 | Sportsman 600 Twin 4X4 | | | | | 68573 S |
| 04 1/2-05 | Sportsman 600 Twin 4X4 | | | | | 68573 S |
| 02-03 | Sportsman 700 Twin 4X4 | | | | | 65984 C, Q, J |
| 04 -05 | Sportsman 700 (EFI)Twin 4X4 | | | | | 68573 S |
| 05-07 | Sportsman 700 Twin 4X4 (EFI) | | | 77473 | 77251 | |
| 05-08 | Sportsman 800 4X4 (EFI) (EFI HD) | | | 77473 | 77251 | |
| 05-08 | Sportsman 800 Big Boss 6X6 | | | 77473 | 77251 | |
| 07-08 | Sportsman 800 X2 4X4, | | | 77473 | | |
| 08-09 | Sportsman 800 Touring 4X4, | | | 77473 | | |
| 2006 | Sportsman MV7 4X4 | | | 77473 | | |
| 01-02 | Xpedition 325 4X4 | | | | | 62323 C, J |
| 00-03 | Xpedition 425 4X4 | | | | | 62323 C, J |
| 97-02 | Xplorer 300, 400 4X4 | | | | | 62323 C, J |
| 14-16 | ACE 325 | 94430 | | 94450 | | 94360 S, AN |
| 15-17 | ACE 570 (SP) | 94430 | | 94450 | | 94360 S, AN |
| 17 | ACE 900 (SP) | | | | | 94360 S, AN |

SXS BODY ARMOR AND BUMPERS

| YEAR | MODEL | CHASSIS | SIDE CHASSIS | FRONT A-ARM | REAR A-ARM | BUMPER |
|-------|---------------------------------------|-----------|--------------|-------------|------------|---------|
| 08 | Ranger 400 2x4 | 78185 | | 78278 | 78280 | |
| 10-14 | Ranger 400 Midsize (HO) (Crew) | | | 90812 | | 90794 |
| 09 | Ranger 4x4 500 (Crew) | | | | | 83340 S |
| 11-13 | Ranger 500 4x4 Midsize (HO) (Crew) | | | 90812 | | 90794 |
| 11-14 | Ranger 500 EFI | | | 90812 | | 90794 |
| 15-16 | Ranger 570 | | | | | 90794 |
| 07-08 | Ranger 700 4x4 (HP) | 78185 | | 78278 | 78280 | 83340 S |
| 09 | Ranger 700 4x4 (Crew) | 78185 | | 78278 | 78280 | 83340 S |
| 09 | Ranger 700 4x4 (HD) (HP) | 78185 | | 78278 | 78280 | 83340 S |
| 08-09 | Ranger 700 6x6 | | | | | 83340 S |
| 10 | Ranger 800 4x4 (SP) (EPS) (Crew) (HD) | 78185 | | 78278 | 78280 | 83340 S |
| 11-16 | Ranger 800 4x4 (SP) (EPS) (Crew) (HD) | 88220 | | | | 83340 S |
| 10-16 | Ranger 800 6x6 | | | | | 83340 S |
| 12-15 | Ranger 800 Midsize (EFI) (HO) (Crew) | | | 90812 | | 90794 |
| 11-14 | Ranger (Diesel) (HD) (EPS) 4X4 | | | | | 83340 S |
| 2013 | Ranger 900 (XP) | | | 91282 | | |
| 08-12 | Ranger 900 (XP) | 78164, AP | 78343 | 78346 | 78348 | 91000 |
| 15-17 | Ranger 900 Crew (Full Size) | | | | | 91000 |

FOOTNOTES:

- AN Fits R1/XT 25/30, PV25-35, V20-30 series winches only
- J Not compatible with WARN Multi-Mount kit
- S Combination winch mount and bumper
- C Requires a WARN winch mount to install bumper
- Q Does not accommodate WARN Trail Lights, Lights may be mounted to front rack
- AP Must have rev. A1
- AM Not compatible with WARN Plow mount

POLARIS

SXS BODY ARMOR AND BUMPERS (CONTINUED)

| YEAR | MODEL | CHASSIS | SIDE CHASSIS | FRONT A-ARM | REAR A-ARM | BUMPER |
|-------|---|-----------|--------------|-------------|------------|-----------------|
| 12-16 | Ranger RZR 570 | | | 91282 | | |
| 09-11 | Ranger RZR 800 4x4 (S) (EPS) (LE) (4) | 78164, AP | | | | 78207 S, AM, AN |
| 11-14 | Ranger RZR 4 800 (EPS) (LE) (S) 4X4 | | | | | 78207 S, AM, AN |
| 11-13 | Ranger RZR 900 4x4 (XP) (EPS) (LE) (S) (4) | | | | | 87722 |
| 2014 | Ranger RZR 900 4x4 (XP) (EPS) (LE) (S) (4) | | | | | 94932 |
| 15-17 | Ranger RZR 900 4x4 (XP) (EPS) (LE) (S) (4) | | | | | 94932 |
| 13-14 | Ranger RZR 1000 4x4 (XP) (EPS) (LE) (S) (4) | | | | | 92337 |
| 15-17 | Ranger RZR 1000 4x4 (XP) (EPS) (LE) (S) (4) | | | 92270 | | 94932 |

FOOTNOTES:

- AN Fits R1/XT 25/30, PV25-35, V20-30 series winches only
- S Combination winch mount and bumper
- AM Not compatible with WARN Plow mount

SUZUKI

ATV BODY ARMOR AND BUMPERS

| YEAR | MODEL | CHASSIS | SIDE CHASSIS | FRONT A-ARM | REAR A-ARM | BUMPER |
|-------|---|----------|--------------|-------------|------------|------------|
| 08-10 | King Quad 450 (Axi) (PS) 4X4 | 78374 AT | | 78370 AT | 78366 AT | 72229 Q, J |
| 11-13 | King Quad 500 AXi (PS) (Camo) (Special Edition) 4X4 | 78374 AT | | 78370 AT | 78366 AT | 72229 Q, J |
| 05-07 | King Quad 700 4X4 | 78374 AT | | 78370 AT | 78366 AT | 72229 Q, J |
| 08-14 | King Quad 750 (Axi) (PS) (Camo) (Special Edition) 4X4 | 78374 AT | | 78370 AT | 78366 AT | 72229 Q, J |
| 02-05 | Eiger 400 (LT-A400) 2x4, (LT-F400) 2x4 | | | | | 63501 J |
| 02-07 | Eiger 400 (LT-A/F 400F) 4x4 | | | | | 63501 J |
| 02-07 | Vinson 500 (LT-A/F500F) 4x4 | | | | | 65903 J |

FOOTNOTES:

- J Not compatible with WARN Multi-Mount kit
- Q Does not accommodate WARN Trail Lights, Lights may be mounted to front rack
- AT Does Not Fit Models with power steering

YAMAHA

ATV BODY ARMOR AND BUMPERS

| YEAR | MODEL | CHASSIS | SIDE CHASSIS | FRONT A-ARM | REAR A-ARM | BUMPER |
|-------|---|----------|--------------|-------------|------------|--------|
| 00-06 | BIG BEAR 400 2X2, 4X4 (Realtree) 4X4 (Hunter) | | | | | 62315 |
| 12-14 | Grizzly 300 | | | 91630 | | |
| 12-14 | Grizzly 350 2X2, 4X4 (Hunter/Hunting) | | | 91500 | | |
| 05-09 | Grizzly 400 4X4 (Hunter) | | | | | 70319 |
| 05-07 | Grizzly 450 (Hunter) (Outdoorsman Edition) (Special Silver) | | | | | 70319 |
| 09-11 | Grizzly 550 (F) (EPS) 4X4 (Hunter) (Special Edition) | 74870 AM | | 74874 | 74876 | 75221 |
| 12-12 | Grizzly 550 (EPS) 4X4 (Hunter) | 74870 AM | | 74874 | 74876 | 75221 |
| 13-14 | Grizzly 550 (F) (EPS) 4X4 (Hunter/Hunting) | 74870 AM | | 74874 | 74876 | 75221 |
| 98 | Grizzly 600 | | | | | 62319 |
| 99-01 | Grizzly 600 (Realtree Hunter) | | | | | 62319 |
| 02-08 | Grizzly 660 (AUTO) 4X4 (DUCKS) (Hunter) (Wetlands) (Hardwoods) (SE) (Special Edition) (HD Camo) | | | | | 63148 |
| 07 | Grizzly 700 (Hunter) (DUCKS) (Outdoorsman) (Special Edition SILVER) | 74870 AM | | 74874 | 74876 | 75221 |
| 08-11 | Grizzly 700 (F) (EPS) 4X4 (Hunter) (DUCKS) (Special) (Special Edition) | 74870 AM | | 74874 | 74876 | 75221 |
| 12 | Grizzly 700 (EPS) 4X4 (Hunter) (Special Edition) (Realtree) | 74870 AM | | 74874 | 74876 | 75221 |
| 13-15 | Grizzly 700 (F) (EPS) 4X4 (HUNT/Hunter/Hunting) (Special Edition) (SE) | 74870 AM | | 74874 | 74876 | 75221 |
| 00-02 | Kodiak 400 2X2, 4X4 (Hunter) | | | | | 62317 |
| 03-04 | Kodiak 400 2X2, 4X4 (Hunter) | | | | | 65119 |
| 05-06 | Kodiak 400 4X4 (Hunter) | | | | | 70319 |
| 03-04 | Kodiak 450 (AUTO) 4X4 (Hardwoods) (Realtree) | | | | | 65119 |
| 05-06 | Kodiak 450 4X4 (Hunter) (Black Carbon) (Outdoorsman) (Special Edition) | | | | | 70319 |

FOOTNOTES:

- AM Not compatible with WARN Plow Mount
- S Combination Winch mount and bumper
- AP Must have rev. A1

SXS BODY ARMOR AND BUMPERS

| YEAR | MODEL | CHASSIS | SIDE CHASSIS | FRONT A-ARM | REAR A-ARM | BUMPER |
|-------|---|----------|--------------|-------------|------------|---------|
| 06-07 | Rhino 450 (4WD) (HD Camo) (Hunter) (Special Edition) | 75266 | 75267 | 75264 | 75265 | 83159 S |
| 08-09 | Rhino 450 (Hunter) (Special Edition) | 78518 AP | 78519 | 75264 | 78750 | 83159 S |
| 03-05 | Rhino 660 (Camo) (Hunter) | | | | | 83159 S |
| 06-07 | Rhino 660 (4WD) (Hunter) (Special/Sports/Exploring/Ducks Unlimited Edition) | 75266 | 75267 | 75264 | 75265 | 83159 S |
| 08-11 | Rhino 700 (Hunter) (Sport) (F) (Ducks Unlimited) (Special/Sport Edition I,II) | 78518 AP | 78519 | 75264 | 78750 | 83159 S |
| 12-13 | Rhino 700 (Hunter) (Sport) | | | 75264 | 78750 | 83159 S |
| 2014 | VIKING 700 (EPS) (Hunter) (SE) | | | 92098 | 92099 | |



WARN Authorized Retailers and Service Centers

To find local WARN authorized retailers, premier Red Letter Dealers, or approved WARN online vendors, visit warn.com and click the Where To Buy link. There you will find our dealer locator as well as a list of our Authorized Service Centers, which are approved to do warranty work and specialize in working on WARN products.

Join The Conversation

Connect with thousands of other WARN fans on our Facebook, Instagram, Twitter, YouTube, and WARN Blog sites and discuss the latest WARN products, post photos and videos of your WARN-equipped rigs, and keep up with company events and announcements.

[instagram.com/warnindustries](https://www.instagram.com/warnindustries)
[facebook.com/WARNfans](https://www.facebook.com/WARNfans)
twitter.com/warnindustries
[youtube.com/wwwwarncom](https://www.youtube.com/wwwwarncom)
warnindustries.wordpress.com



WARN Gear and Apparel

The WARN Apparel site offers durable WARN-branded goods including hats, jackets, shirts, great-looking sports gear, and rugged outdoor equipment ideal for those who Go Prepared. We've got all sizes for men and women who want to show that they're ready for any situation. Plus we offer a host of other great WARN accessories for camping, hiking, wheeling, or riding. Visit warngear.com and see the full line of WARN-branded apparel and gear.

© 2017 Warn Industries, Inc. WARN®, the WARN logo, Spydura®, Trans4mer®, ZEON®, Go Prepared® and THE RED HOOK STRAP are registered trademarks of Warn Industries. PowerPlant™, PullzAll™, ProVantage™, Vantage™, and Ascent™ are trademarks of Warn Industries, Inc. All photographs shown are copyrighted material. Many photos were taken on private closed courses. Remember to tread lightly on public land. Product specifications are subject to change. Reproduction in any way is prohibited without written permission of Warn Industries or the copyright owner. Printed in USA.



WARN.COM

WARN INDUSTRIES, INC.
12900 S.E. Capps Road
Clackamas, OR USA 97015-8903

1-503-722-1200
FAX: 1-503-722-3000

Customer Service: 1-800-543-9276
Dealer Locator Service: 1-800-910-1122
International Sales Support: 1-503-722-1200

The dealer locator service is available 7 days per week and 24 hours a day. Customer Service is available between 7:00 am and 4:00 pm Pacific Time, Monday through Friday.



DISTRIBUTED BY:

PN 910060