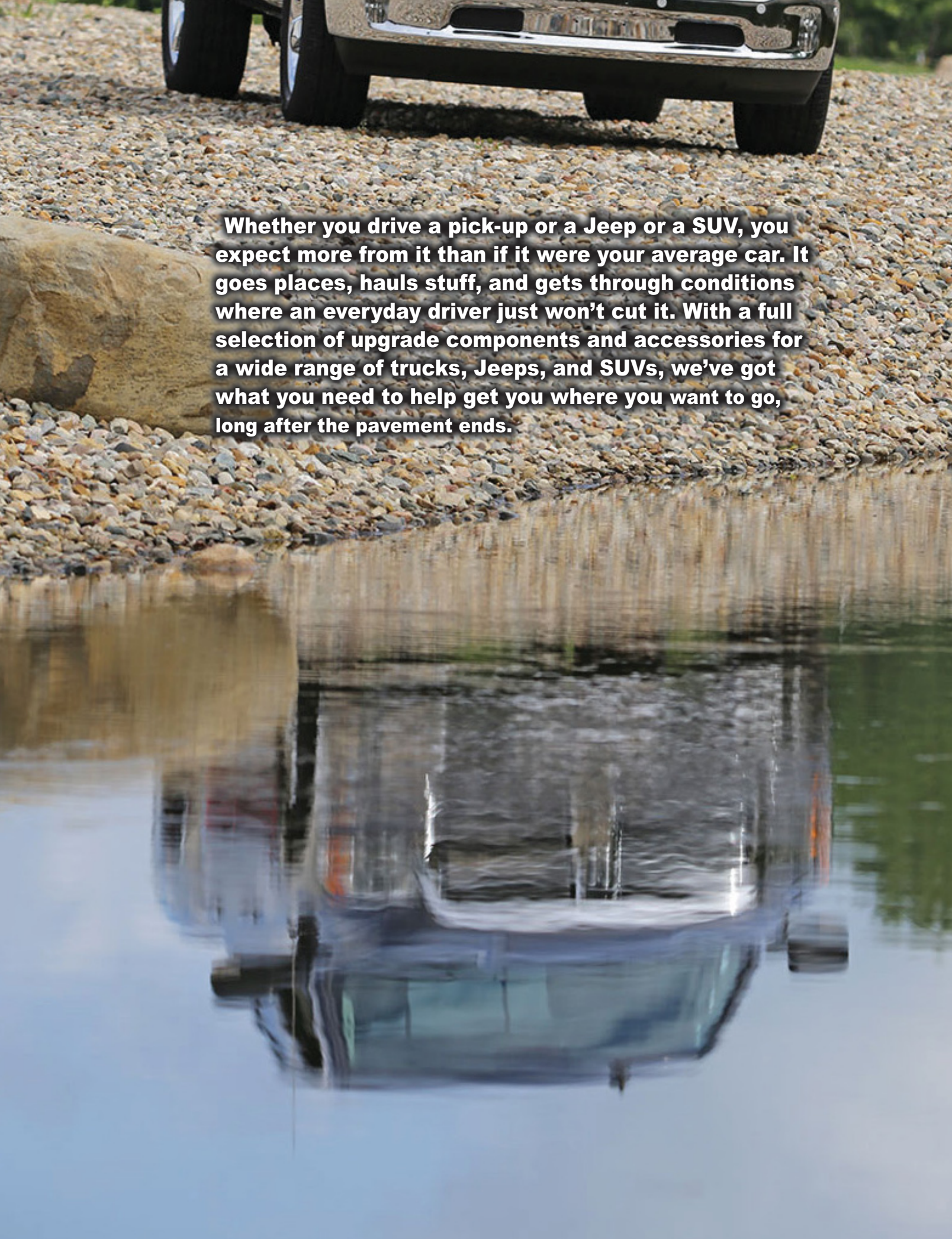


2019  
**TRUCK PARTS  
AND ACCESSORIES**



**LARGE SELECTION OF  
JEEP PARTS INSIDE!**



**Whether you drive a pick-up or a Jeep or a SUV, you expect more from it than if it were your average car. It goes places, hauls stuff, and gets through conditions where an everyday driver just won't cut it. With a full selection of upgrade components and accessories for a wide range of trucks, Jeeps, and SUVs, we've got what you need to help get you where you want to go, long after the pavement ends.**

# VENDOR PAGES

|                                    |                                    |                                   |                                   |
|------------------------------------|------------------------------------|-----------------------------------|-----------------------------------|
| <b>A</b>                           | Detroit Locker..... 63             | <b>M</b>                          | Rigid..... 171-173                |
| ACCEL..... 3                       | Dick CEPEK Tire and Wheels..... 64 | Mahle..... 117                    | Rough Country..... 174            |
| Advance Adapters..... 3            | DrivenRacing Oil..... 64-65        | Magnaflow..... 118-120            | Royal Purple..... 175             |
| AEM Induction..... 4-5             | Dupli-Color..... 66-67             | MSD..... 121-123                  | Rugged Ridge..... 176-183         |
| Aeromotive..... 5                  | Dynatech Exhaust Systems..... 67   | MGP Caliper Covers..... 123       | <b>S</b>                          |
| aFe..... 6-9                       | DynoMax..... 68-70                 | March..... 123                    | S-A Design..... 183               |
| Air Lift..... 10-11                | <b>E</b>                           | Mastercraft..... 123-124          | Scribner Plastics..... 184        |
| Airaid..... 12                     | Edelbrock..... 70                  | Maxima Racing Oils..... 124-125   | SCT..... 184                      |
| AMP Research..... 13-15            | Eibach..... 71                     | MBRP..... 126-128                 | Seals-it..... 185                 |
| AMALIE..... 16-17                  | Eaton..... 71                      | Mickey Thompson..... 129-130      | Skyjacker Suspension..... 185-186 |
| ATI Performance Products..... 17   | Edge Products..... 72-73           | McGard..... 131                   | Shur Trax..... 186                |
| Autolite..... 18                   | ENEOS..... 73                      | Mechman Alternators..... 132-133  | Snow Performance..... 186-187     |
| American Racing..... 18            | Energy Release..... 74             | Mile Marker..... 134-135          | Stage 8..... 187                  |
| Auburn Gear..... 18                | Energy Suspension..... 75          | Mobil 1..... 136-137              | SSBC..... 188                     |
| Auto Meter..... 19-21              | Extang Truck Bed Covers..... 76    | Mothers..... 138                  | Spectre Performance..... 188      |
| AVS..... 22-24                     | <b>F</b>                           | Motive Gear..... 138-139          | Stop Tech..... 188                |
| <b>B</b>                           | FST Performance..... 76            | Motul..... 140                    | Superchips..... 189-190           |
| B&M..... 25                        | Fabtech..... 77                    | <b>N</b>                          | Stainless Works..... 190          |
| BAER Sport Rotors..... 26          | Flex-A-Lite..... 77-78             | NGK..... 141                      | Superwinch..... 191               |
| BD Diesel Performance..... 27-29   | Fluidampr..... 78                  | Northern Radiator..... 141        | <b>T</b>                          |
| Bassett..... 29                    | Flowmaster Exhaust..... 79-83      | NOCO..... 141-142                 | Ten Factory..... 191              |
| BAK Truck Bed Covers..... 30       | Fox..... 83-84                     | <b>O</b>                          | Timbrin SES..... 192              |
| Bedrug..... 31-33                  | <b>G</b>                           | Optima..... 143                   | Thermo Tec..... 192               |
| Belltech Sport Trucks..... 33-34   | Gibson..... 84-87                  | Optima Batteries..... 144         | Trans Dapt..... 193               |
| Bilstein..... 34                   | Gorilla..... 88-89                 | OMIX-ADA, Inc..... 144-147        | Torco..... 193-194                |
| Battery Tender..... 34-36          | Grant..... 89                      | Oracle..... 147-148               | Truxedo..... 194-196              |
| Bart Wheels..... 36                | Grypmat..... 90                    | Odyssey Battery..... 149          | Tuff Stuff..... 197               |
| Bestop..... 36-38                  | <b>H</b>                           | <b>P</b>                          | Tuflex Strap..... 197             |
| Billet Specialties..... 38-39      | Hawk Performance..... 90           | Pacer Performance..... 149-150    | <b>V</b>                          |
| Borgeson..... 39-40                | Hedman Hedders..... 91,92          | Painless Performance..... 150-151 | Valco..... 197                    |
| Borla..... 40                      | Hellwig..... 92-94                 | Performance Accessories..... 151  | Volant Performance..... 197-198   |
| Bushwacker..... 41-43              | Hi-Lift Jacks..... 94-95           | Permatex..... 153                 | VHT..... 199                      |
| PennGrade Motor Oil..... 43        | H3R Performance..... 96            | Perma-Cool..... 152-153           | <b>W</b>                          |
| Bubba Rope..... 44                 | Holley..... 96-98                  | PIAA..... 153-155                 | WARN..... 200-204                 |
| Bully Dog..... 45                  | Husky Liners..... 98-99            | Pioneer..... 153                  | Weather Tech..... 205-206         |
| <b>C</b>                           | Hypertech..... 99-101              | POR 15..... 155                   | Westin..... 206-210               |
| Centerforce..... 46                | HP Books..... 101                  | Powertrax..... 155                | Workshop Hero..... 210            |
| California Car Duster..... 46      | <b>J</b>                           | Powermaster..... 156              | Wizards..... 211                  |
| Cold Air Inductions..... 46        | JET..... 102-103                   | PowerAid..... 156                 | <b>X</b>                          |
| CARR..... 47-48                    | JBA..... 103-104                   | Proforged..... 157-159            | XS Power..... 212                 |
| CTEK..... 49                       | <b>K</b>                           | Proform..... 160                  | <b>Y</b>                          |
| Champion Racing Oil..... 49-50     | KC Hilites..... 105-106            | Prothane..... 160-161             | Yukon..... 213                    |
| Clayton Machine Works..... 50      | K&N..... 107-110                   | Pypes..... 161-162                |                                   |
| CORSA Performance Exhausts..... 51 | KYB..... 110                       | <b>R</b>                          |                                   |
| Covercraft..... 52-53              | Kooks..... 111                     | Race Ramps..... 162-163           |                                   |
| Cyclo..... 53                      | <b>L</b>                           | Racing Power Company..... 163     |                                   |
| <b>D</b>                           | Liquid Glow..... 111               | Rancho..... 164                   |                                   |
| Dee Zee..... 54-55                 | Lokar..... 112                     | Ratech..... 165                   |                                   |
| Derale Performance..... 56-58      | Longacre..... 112                  | Ready Lift Suspensions..... 166   |                                   |
| DEI Design Engineering..... 58-59  | Lucas Oil..... 113-115             | Red Line Oil..... 167             |                                   |
| Daystar..... 59-61                 | Lund..... 115-117                  | Reese..... 167-169                |                                   |
| Diablosport..... 61-62             |                                    | Richmond..... 169-170             |                                   |




### Small Block Chevrolet V8 Into GM S-10 And S-15 4WD Motor Mounts ADV713123



Made to be used with original GM V6 frame mounts (four-cylinder trucks must use V6 frame mount) kit will mount engines in 1982-04 S-10/S15 4WD, but if manual transmission is used, it must be 1984 and newer T-4 or T-5. Turbo 350, 400, and 700R-4 automatics must have V8 block pattern bellhousings. Turbo 400 must be adapted to stock transfer case. A new computer PROM may be needed, or stock one may need modification. Oil pan will depend upon year and dipstick location and a remote oil filter must be used.

### GM 4.3 V6 And Small Block Chevrolet V8 Into GM S-10 And S-15 2WD Motor Mounts



The swap is tougher than it looks, but these completely adjustable mounts make it easier. Turbo 350, 400, and 700R-4 automatics or T-4, T-5 manual transmissions may be used. A T-4 or T-5 with hydraulic clutch requires an 1989 Chevy truck bellhousing kit with built-in slave cylinder (ADV712457). Most S-Series trucks are computer-controlled, so PROM may need modification or replacement. Driveshaft may need modification and oil pan used will depend upon dipstick location.

| Part No.  | Application                           |
|-----------|---------------------------------------|
| ADV713111 | Chevy V8 To 2.8L Stock Frame Mounts   |
| ADV713123 | Chevy V8 To Stock 4.3 V6 Motor Mounts |



### Ignition Coil - Supercoil

Accel supercoils feature advanced bobbin technology, highly specialized silicone magnetic steel cores with Optimized windings, proper resistance, and engineered turn ratios that deliver a high-performance, quality coil. Specialized high-temperature epoxy resists shock and vibration while increasing thermal conductivity. These are direct high-performance replacements for OEM coils.

| Part No.     | Application  | Description   |
|--------------|--|---------------|
| <b>Ford</b>  |  |               |
| ACL140032-8  | 1999-2008 Ford F-150 2 Valve Modular Engine - 4.6L V8<br>1999-03 Ford F-150 2 Valve Modular Engine 5.4L V8 | 8-Pack Yellow |
| ACL140032    | 1999-2008 Ford F-150 2 Valve Modular Engine - 4.6L V8<br>1999-03 Ford F-150 2 Valve Modular Engine 5.4L V8 | Single Yellow |
| ACL140033-8* | 2005-08 Ford F-150 3 Valve Modular Engine - 4.6L/5.4L V8   | 8-Pack Yellow |
| ACL140033*   | 2005-08 Ford F-150 3 Valve Modular Engine - 5.4L/5.4L V8   | Single Yellow |
| ACL140646-6  | 2011-2016 Ford F-150 - 3.5L-3 Pin V8<br>2011-2014 Ford F-150 - 3.7L V8                                     | 6-Pack Yellow |
| ACL140646    | 2011-2016 Ford F-150 - 3.5L-3 Pin V8<br>2011-2014 Ford F-150 - 3.7L V8                                     | Single Yellow |
| ACL140646K-6 | 2011-2016 Ford F-150 -3.5L-3 Pin V8<br>2011-2014 Ford F-150 - 3.7L V8                                      | 6-Pack Black  |
| ACL140646K   | 2011-2016 Ford F-150 - 3.5L-3 Pin V8<br>2011-2014 Ford F-150 - 3.7L V8                                     | Single Black  |
| ACL140646B-6 | 2011-2016 Ford F-150 -3.5L-3 Pin V8<br>2011-2014 Ford F-150 - 3.7L V8                                      | 6-Pack Blue   |
| ACL140646B   | 2011-2016 Ford F-150 - 3.5L-3 Pin V8<br>2011-2014 Ford F-150 - 3.7L V8                                     | Single Blue   |
| <b>Dodge</b> |  |               |
| ACL140648-6  | 2011-2016 Mopar 3.6L V8  | 6-Pack        |
| ACL140648    | 2011-2016 Mopar 3.6L V8  | Single        |

\* Longer brown boot on coil 4.5" 8L3E marked on top of OEM coil

### U-Groove Spark Plugs

The U-Groove is the only spark plug that is specifically manufactured for high-performance and racing engines. It features the patented U-Groove ground electrode which develops a larger spark for more complete combustion, and a copper core center electrode.

**Call for applications.**



## Air Intakes

Air is drawn from the safest, and coolest locations and, thanks to resonance tuning by AEM engineers, is directly routed to the intake manifolds to create more horsepower and torque. A powder-coated heat shield shrouds the filter from engine heat and road dirt. The kit includes a dry filter element and hardware, and is covered by a lifetime guarantee. Kits come in a polished tube or silver tube. Please add "P" for polished or "C" for silver to part number.



AEM21-8000D

| Model                               | Year    | Engines           | Part No.     |
|-------------------------------------|---------|-------------------|--------------|
| <b>Cadillac</b>                     |         |                   |              |
| Escalade                            | 2002-06 | 5.3L, 6.0L        | AEM21-8000D  |
| Escalade ESV                        | 2002-06 | 6.0L              | AEM21-8000D  |
| Escalade EXT                        | 2002-06 | 6.0L              | AEM21-8000D  |
| <b>Chevy</b>                        |         |                   |              |
| Avalanche                           | 2000-06 | 5.3L              | AEM21-8000D  |
| Silverado 1500                      | 2014-18 | 5.3L, 6.2L        | AEM21-8031DC |
| Silverado "SS" 1500 Classic         | 2007    | 6.0L              | AEM21-8000D  |
| Silverado 1500 & 2500               | 2000-06 | 4.8L, 5.3L        | AEM21-8000D  |
| Silverado 1500HD & 2500HD           | 2000-06 | 6.0L              | AEM21-8000D  |
| Silverado 1500HD & 2500HD Classic   | 2007    | 4.8L, 5.3L, 6.0L  | AEM21-8000D  |
| Silverado 2500 Classic              | 2007    | 6.0L              | AEM21-8000D  |
| Silverado 3500 Classic              | 2007    | 6.0L              | AEM21-8000D  |
| Suburban                            | 2000-06 | 4.8L, 5.3L, 6.0L  | AEM21-8000D  |
| Suburban                            | 2015-19 | 5.3L              | AEM21-8033DC |
| Tahoe                               | 2000-06 | 4.8L, 5.3L, 6.0L  | AEM21-8000D  |
| Tahoe                               | 2015-19 | 5.3L              | AEM21-8033DC |
| <b>Ford</b>                         |         |                   |              |
| "F" Series Super Duty Diesel        | 2003-06 | 6.0L Power Stroke | AEM21-8104D  |
| Excursion Diesel                    | 2003-06 | 6.0L Power Stroke | AEM21-8104D  |
| F150                                | 2015-19 | 5.0L              | AEM21-8129DC |
| <b>GMC</b>                          |         |                   |              |
| Sierra 1500                         | 2014-18 | 5.3L, 6.2L        | AEM21-8032DS |
| Sierra 1500 & 2500                  | 2000-06 | 4.8L, 5.3L        | AEM21-8000D  |
| Sierra 1500HD & 2500HD              | 2000-06 | 6.0L              | AEM21-8000D  |
| Sierra 1500HD/2500HD/3500HD Classic | 2007    | 6.0L              | AEM21-8000D  |
| Sierra 2500 Classic                 | 2007    | 6.0L              | AEM21-8000D  |
| Yukon                               | 2000-06 | 4.8L, 5.3L, 6.0L  | AEM21-8000D  |

**Notes:** Add "C" for Silver or "P" for Polished after part number to indicate desire finish. DS is rotomolded tube

## Universal DryFlow Air Filters

| Part No.     | Description                 |
|--------------|-----------------------------|
| AEM21-201DK  | 2.50" Inlet, 5" Element     |
| AEM21-202DK  | 2.75" Inlet, 5" Element     |
| AEM21-203DK  | 3.00" Inlet, 5" Element     |
| AEM21-2110DK | 3.25" Inlet, 5.25" Element  |
| AEM21-204DK  | 3.50" Inlet, 5" Element     |
| AEM21-2047DK | 3.50" Inlet, 7" Element     |
| AEM21-2049DK | 3.50" Inlet, 9" Element     |
| AEM21-2057DK | 4.00" Inlet, 7" Element     |
| AEM21-2059DK | 4.00" Inlet, 9" Element     |
| AEM21-206DK  | 4.50" Inlet, 5.125" Element |
| AEM21-209EDK | 6.00" Inlet, 5" Element     |
| AEM21-2100DK | 6.00" Inlet, 8.125" Element |



## Dryflow Air Filter Cleaner

### KNE99-0624

When used properly and at regularly scheduled intervals, K&N Air Filter cleaner will ensure that your AEM filter element lasts for the life of your vehicle. Developed specifically for AEM filter elements. Environmentally friendly. Complete instructions included. 32-oz. spray bottle.



## Digital Gauges With Interchangeable Faces and Bezels

Easy to read, gauges include interchangeable black and silver bezels for up to 12 different combinations. Seven selectable backlighting options match most popular factory gauges.



| Part No.   | Description  |
|------------|--|
| AEM30-4401 | Digital Gauge, 1-100 PSI Oil/Fuel Pressure           |
| AEM30-4402 | Digital Gauge, 100°-300° Oil/Trans/Water Temperature |
| AEM30-4407 | Digital Gauge, 0-150 PSI Oil Pressure                |
| AEM30-4408 | Digital Gauge, 30-50 PSI Boost                       |

## Factory Replacement DryFlow Air Filters

These washable synthetic dry air filters are designed to increase horsepower and throttle response. The oil-free construction allows for easy cleaning, excellent filtration and street vehicle applications carry a lifetime warranty. Manufactured in the USA.



| Model            | Year    | Engines                | Part No.    |
|------------------|---------|------------------------|-------------|
| <b>Chevy</b>     |         |                        |             |
| Colorado         | 2004-07 | 2.8L, 3.5L             | —           |
| Colorado         | 2007    | 2.9L, 3.7L             | AEMAE-07073 |
| Silverado 1500   | 1999-18 | 4.3L, 4.8L, 5.3L, 6.2L | AEM28-20129 |
| Silverado 2500HD | 1999-18 | 6.0L, 6.2L             | AEM28-20129 |
| Suburban         | 1999-18 | 5.3L, 6.0L             | AEM28-20129 |
| Tahoe            | 1999-18 | 5.3L                   | AEM28-20129 |
| <b>Dodge</b>     |         |                        |             |
| Ram              | 2004-12 | 3.7L                   | AEM28-20247 |
| Ram              | 2004-13 | 4.7L                   | AEM28-20247 |
| <b>Ford</b>      |         |                        |             |
| Expedition       | 2007-15 | 5.4L                   | AEM28-20385 |
| Expedition       | 2015-18 | 3.5L V6                | AEM28-20385 |
| F150             | 2009-11 | 4.6L, 5.4L             | AEM28-20385 |
| F150             | 2011-14 | 3.7L                   | AEM28-20385 |
| F150             | 2011-18 | 3.5L                   | AEM28-20385 |
| F150             | 2011-14 | 6.2L                   | AEM28-20385 |
| F150             | 2011-18 | 5.0L                   | AEM28-20385 |
| F150             | 2015-18 | 2.7L                   | AEM28-20385 |
| F250             | 2008-10 | 5.4L                   | AEM28-20385 |
| F250             | 2008-15 | 6.8L                   | AEM28-20385 |
| F250             | 2011-16 | 6.2L, V8               | AEM28-20385 |
| <b>GMC</b>       |         |                        |             |
| Canyon           | 2004-07 | 2.8L, 3.5L             | AEMAE-07073 |
| Canyon           | 2007    | 2.9L, 3.7L             | AEMAE-07073 |
| Sierra 1500      | 1999-18 | 4.8L, 5.3L             | AEM28-20129 |
| Sierra 1500      | 1999-18 | 6.2L                   | AEM28-20129 |
| Sierra 2500HD    | 1999-18 | 6.0L, 6.2L             | AEM28-20129 |
| Yukon            | 1999-18 | 5.3L                   | AEM28-20129 |
| Yukon XL         | 1999-14 | 5.3L, 6.2L             | AEM28-20129 |
| Yukon Denali     | 1999-15 | 6.2L                   | AEM28-20129 |
| <b>Jep</b>       |         |                        |             |
| Wrangler JK      | 2007-18 | 3.6L, V6 F/I           | AEM28-20364 |
| <b>Hummer</b>    |         |                        |             |
| H3               | 2005-07 | 3.5L                   | AEMAE-07073 |
| H3               | 2007    | 3.7L                   | AEMAE-07073 |



PERFORMANCE ELECTRONICS

### Gauge-Type Wideband UEGO Controller AEM30-4110

Monitor and control AFR through one unit! Controller accurately monitors Air/Fuel ratios (AFR) during the tuning process to prevent a lean fuel mixture that could lead to engine damage. This unit combines a single-channel wideband UEGO controller and gauge display into one unit for unsurpassed AFR accuracy and control with an easy-to-read interface. Controller has a digital LED display and sweeping LED "needle" that changes colors as AFR changes from rich to lean.



**Features:**

- Ideal AFR monitoring tool for EFI and carbureted engines and engine dynamometers
- Does not oscillate AFR reading like narrow band sensors
- No laptop required for monitoring!

### Water/Methanol Injection 1 Gallon Water/Methanol Injection Kit AEM30-3300

Add up to 20-25% more horsepower. Kit injects a mixture of water/methanol into the intake tract of a forced induction engine, allowing added boost and ignition timing. Kit includes one gallon tank with built-in low level switch, boost reference progressive controller, 200 PSI recirculation pump, LED dash light, 20' of injection tubing, one injector, and three nozzles to cover a wide range of horsepower levels.



### 5 Gallon Water/Methanol Injection Kit AEM30-3301

Reduce inlet air temperatures to run more boost. Kit is universal fit.

**Features:**

- Universal kit with everything needed for installation
- Boost safe, lets you retard the timing or reduce boost if the system runs out of fluid or detects an error.
- Progressive, controller-driven 150 PSI pump provides boost-dependent variable flow
- Five-gallon tank with integral fluid level sensor
- Dash light for system status and low fluid warning
- Three jets to match your power requirements



### Water/Methanol Injection Filter AEM30-3003

Inline filter uses a micron mesh screen to filter out particles as small as 40 microns, protecting internal engine components and the working components of the water/methanol injection pump. Polypropylene housed unit is fully serviceable and is compatible with virtually any water/methanol injection system currently available.



### No-Weld O2 Sensor Mount

When the need arises for an O2 sensor mount and welding is not an option, AEM's no-weld mount is the perfect solution. Drill a hole in the exhaust pipe, install the gasket and bolt on the clamp. The system is now ready for an O2 sensor. Mounts are available for 2.25" to 3.0" pipe diameters.



| Part No.       | Description                            |
|----------------|--|
| AEM30-2355-250 | 2.25"-2.50" Pipe Diameter Sensor Mount |
| AEM30-2355-300 | 2.75"-3.00" Pipe Diameter Sensor Mount |

### Tru-Boost Gauge-Type Controller AEM30-4350



The first easy-to-use electronic boost controller! Unit combines the simplicity of a manual boost controller with the added ease of adjusting boost levels through a gauge interface. There is no external interface required for set up, and it is fully functional right out of the box. If you want more boost, press the button on the right of the gauge face. For less boost, press the button on the left side of the unit. It's that simple!



### 340 Stealth Fuel Pump

The 340 Stealth pump is a high-performance replacement for OEM, in-tank electric fuel pumps. It boasts a flow rate approximately 30% higher than stock units and works with stock wiring and mounting provisions. Fits most vehicles where a Walbro 255 is used.



| Part No.    | Description              |
|-------------|--------------------------|
| <b>Ford</b> |                          |
| AFS11542    | F150 1997-2004           |
| <b>Jeep</b> |                          |
| AFS11542    | Wrangler 1991-2004       |
|             | Cherokee 1997-2001       |
|             | Grand Cherokee 1997-1998 |



## Momentum HD Intake System

Momentum HD air intake system features a one-piece sealed housing with a massive 1000 CFM Pro 10R, 10-layer cotton media performance air filter. The Pro 10R provides radial air flow for a smooth intake charge. Two unique features are the auxiliary air scoop, which ensures the coldest air intake charge during hot conditions and a urethane plug to seal it in cold weather conditions. On the top of the housing, a large built-in sight window is used to monitor the filter condition. Premium stainless steel T-bolt clamps and a 2-ply reinforced silicone hump coupler at the turbo adds strength and durability.



| Part No.                      | Description                                |
|-------------------------------|--|
| <a href="#">AFE50-74006-1</a> | 2011-15 GM 2500HD-3500 Duramax 6.6L Diesel |

## Magnum Force Pro Dry S Stage 2 Si Intake System

Produces additional horsepower and torque, and outflows the factory intake up to 110%. Fully enclosed in a heat-shielding molded plastic housing. Features the Pro Dry S washable/reusable conical air filter, an auxiliary inlet duct for better airflow, and a brushed aluminum cover that provides access to the filter. The heat-insulating molded plastic tube increases volumetric efficiency for maximum performance. Includes premium stainless steel clamps and 2-ply reinforced silicone hump couplers for strength and durability.



| Part No.                    | Description                     |
|-----------------------------|---------------------------------|
| <b>Chevy/GMC</b>            |                                 |
| <a href="#">AFE51-81752</a> | 2009-13 Chevy/GMC 1500 4.8/5.3L |
| <b>Toyota</b>               |                                 |
| <a href="#">AFE51-81172</a> | 2007-19 Toyota Tundra 5.7L      |

## Momentum GT Pro Dry S Stage 2 Intake System

This one-piece sealed housing with a tire tread designed top is the latest generation of air intakes from AFE Power. The massive air filter and premium stainless steel T-bolt style clamps along with a 2-ply reinforced silicone coupler provide for a secure installation. Tests have shown a 46% air flow increase, 11 additional horsepower, and 12 more ft.-lbs. of torque over the factory air intake system.



| Part No.                    | Description                      |
|-----------------------------|----------------------------------|
| <b>Jeep</b>                 |                                  |
| <a href="#">AFE51-76203</a> | 2007-11 Jeep Wrangler JK 3.8L V6 |

## Magnum Force Pro Dry S Stage 2 Intake System

The Magnum Force Pro Dry S Stage 2 air intake system produces additional horsepower and torque, and outflows the factory intake up to 110%. The intake system features an enclosure made of durable 16-gauge steel, powder coat heat shield and Pro Dry S washable/reusable conical air filter. The heat-insulating molded plastic tube increases volumetric efficiency for maximum performance. Includes premium stainless steel clamps and 2-ply reinforced silicone hump coupler for strength and durability. The one-piece heat shield requires little or no assembly.



| Part No.                      | Description                                  |
|-------------------------------|--|
| <b>Dodge</b>                  |  |
| <a href="#">AFE51-11342-1</a> | 2003-09 Dodge Ram 2500-3500 5.9L/6.7L Diesel |
| <a href="#">AFE51-31342-1</a> | 2007.5-12 Dodge Ram 2500-3500 6.7L Diesel    |
| <b>Ford</b>                   |  |
| <a href="#">AFE51-12192</a>   | 2012-14 Ford F150 3.5L EcoBoost              |

## Momentum HD Pro Dry S Cold Air Intake System

This cold air kit features a unique one-piece sealed housing with auxiliary air scoop and built-in sight plug for easy filter inspection. The massive 360°, 1000 CFM dry, 3-layer, radial flow filter operates at 99.2% cumulative efficiency. Momentum XD air intake kits are designed with fewer parts for easy installation and include all necessary premium hardware.



| Part No.                    | Description                    |
|-----------------------------|--------------------------------|
| <b>Dodge</b>                |                                |
| <a href="#">AFE51-72005</a> | 2013-18 Ram Diesel Trucks 6.7L |
| <b>GM</b>                   |                                |
| <a href="#">AFE51-74008</a> | 2017-18 V8-6.6L                |
| <b>Ford</b>                 |                                |
| <a href="#">AFE51-73006</a> | 2017-19 Ford 6.7L              |

## Momentum HD Pro 10R

The Momentum HD intake is designed around a massive 1,000 CFM performance 360-degree radial flow air filter that provides 99.59% efficiency. A custom CAD designed rotomolded housing made from heat soak resistant material eliminates the use of multiple components and ensures the coolest air intake charge available. Large, clear sight window allows for filter inspection without removal.



**NEW!**

| Part No.                    | Description                      |
|-----------------------------|----------------------------------|
| <b>GM</b>                   |                                  |
| <a href="#">AFE50-74008</a> | 2017-19 GM Diesel Trucks V8-6.6L |

## Magnum Force PRO 5R Stage 2 Intake System Kits

The PRO 5R Stage 2 intake system maximizes airflow into the engine, increasing horsepower and torque right out of the box. Features a 16-gauge powder coated heat shield air box with a removable top housing containing the extra-large PRO 5R conical high-flow washable/cleanable filter. Some units include a battery relocation tray if needed to allow room for the PRO 5R filter. The heat-insulating molded plastic intake tube increases volumetric efficiency for maximum performance.



[AFE54-10062](#)

| Part No.                       | Description   |
|--------------------------------|---|
| <b>Chevy/GM Pickup 1500</b>    |   |
| <a href="#">AFE54-12332</a>    | 2015-19 Chevy/GM Pickup 1500 5.3L/6.2L                    |
| <b>Ford</b>                    |   |
| <a href="#">AFE54-10062</a>    | 1999-03 Ford F250-F550 Super Duty 7.3L Diesel             |
| <a href="#">AFE54-11872-1</a>  | 2011-16 Ford F-250/F-350, 6.7L Diesel                     |
| <a href="#">AFE54-12192</a>    | 2012-14 Ford F150 3.5L EcoBoost, Equal Length IntakeTubes |
| <a href="#">AFE54-32112-B</a>  | 2012-14 Ford F-150 V6 3.5L Twin Turbo                     |
| <a href="#">AFE54-32642-1B</a> | 2015-16 Ford F-150 V6 3.5L                                |
| <a href="#">AFE54-32972-B</a>  | 2017-19 Ford F150 V6-3.5L                                 |
| <b>Jeep</b>                    |   |
| <a href="#">AFE54-13002-B</a>  | 2018-19 Jeep Wrangler (JL) V6-3.6L                        |



## Magnum Force PRO-Guard 7 Stage 2 Intake System Kits

The Pro-Guard 7 Stage 2 intake system maximizes air flow into the engine, increasing horsepower and torque right out of the box. System features an air box with a removable top housing containing the extra-large PRO Guard 7 conical high-flow cleanable filter. Some units include a battery relocation tray to allow room for the PRO Guard 7 filter. Heat-insulating, molded intake tube increases volumetric efficiency for maximum performance. AFE75-8XXX2 numbers have a sealed air box.



AFE75-11342-1

| Part No.      | Description  |
|---------------|--|
| <b>Dodge</b>  |  |
| AFE75-11342-1 | 2003-09 Dodge Ram 2500-3500 5.9L/6.7L Diesel       |
| <b>Ford</b>   |  |
| AFE75-11872-1 | 2011-16 Ford F250/F350 6.7L Diesel, Sealed Air Box |

## Quantum Cold Air Intake Systems

Quantum direct-fit intake systems utilize factory mounting points and do not require any cutting or modifications to install. The unique integrated filter-to-intake combination along with a dyno-tuned CAD-designed intake tube achieve optimum air flow and heat soak resistance.



Available with either dry or oiled 360-degree radial flow air filter, producing over 50% more air flow than stock, in certain applications. Each kit contains all necessary clamps, couplings, and hardware needed for installation.

## Integrated Filter-Housing Interface

Quantum uses an integrated filter-to-housing design by attaching both components with 4 captive screws to ensure a secure, quick, and easy install. Quantum's one-piece housing features a unique 5-rib industrial-grade look and aFe quality recognition. Some applications feature over-sized air inlets for maximum airflow.



## 360° Radial-Flow Air Filter

Quantum air filters are specifically designed for Quantum Series intake systems with injection-molded base and top for lighter weight and improved rigidity. The filter base also features a 3-angle velocity stack for smooth, even air flow, and securely fastens to the housing.



| Part No.        | Description                    | Fuel   | Media     |
|-----------------|--------------------------------|--------|-----------|
| <b>Dodge</b>    |                                |        |           |
| AFE53-10002D    | 2013-18 Cummins 6.7L           | Diesel | Dry PDS   |
| AFE53-10002R    | 2013-18 Cummins 6.7L           | Diesel | Oiled PSR |
| AFE53-10001D    | 1994-02 Cummins 5.9L           | Diesel | Dry PDS   |
| AFE53-10001R    | 1994-02 Cummins 5.9L           | Diesel | Oiled PSR |
| <b>Ford</b>     |                                |        |           |
| AFE53-10004D    | 2017-19 Power Stroke 6.7L      | Diesel | Dry PDS   |
| AFE53-10004R    | 2017-19 Power Stroke 6.7L      | Diesel | Oiled PSR |
| AFE53-10003D    | 2011-16 Power Stroke 6.7L      | Diesel | Dry PDS   |
| AFE53-10003R    | 2011-16 Power Stroke 6.7L      | Diesel | Oiled PSR |
| AFE53-10008D    | 2015-19 Power Stroke 2.7L/3.5L | Gas    | Dry PDS   |
| AFE53-10008R    | 2015-19 Power Stroke 2.7L/3.5L | Gas    | Oiled PSR |
| <b>GM/Chevy</b> |                                |        |           |
| AFE53-10007D    | 2017-19 Duramax 6.6L           | Diesel | Dry PDS   |
| AFE53-10007R    | 2017-19 Duramax 6.6L           | Diesel | Oiled PSR |
| AFE53-10006D    | 2011-16 Duramax 6.6L           | Diesel | Dry PDS   |
| AFE53-10006R    | 2011-16 Duramax 6.6L           | Diesel | Oiled PSR |
| AFE53-10005D    | 2008-10 Duramax 6.6L           | Diesel | Dry PDS   |
| AFE53-10005R    | 2008-10 Duramax 6.6L           | Diesel | Oiled PSR |

## Power Restore Kit AFE90-50001

Cleans and restores aFe filters. Re-oiling is recommended every 20-30,000 miles. Kit includes spray bottle of cleaner and an aerosol spray aFe blue oil.



## BladeRunner Intake Manifold

The BladeRunner intake manifold is cast from A356-T6 aluminum and offers a unique MDV (Multiple Directional Vane) technology that maximizes air flow. Manifold features 5 ports for nitrous injection and other engine monitoring devices. During dyno testing, the BladeRunner intake manifold out-flowed the factory intake by 32.9%, producing an additional 17 HP and 50 lbs/ft torque at 1,975 RPM.



| Part No.    | Description                               |
|-------------|---|
| AFE46-10021 | 1998.5-02 Dodge Ram 2500-3500 5.9L Diesel |

## BladeRunner Intercoolers Kits

The Bladerunner intercoolers utilizes a 3" bar and plate design. End tanks are constructed out of 3/16" TIG welded aluminum plate. Multi-directional vanes efficiently direct airflow through the entire core for maximum cooling. Features four 1/8"NPT ports and includes premium stainless steel clamps as well as 2-ply reinforced silicone hump couplers for strength and durability.



| Part No.      | Description                                   |
|---------------|---|
| <b>Ford</b>   |   |
| AFE46-20121-1 | 2011-14 Ford F-150 V6 3.5L (tt)               |
| AFE46-20161   | 2013-14 Ford F-150 V6 3.5L (tt)               |
| AFE46-20201   | 2015-16 Ford F-150 V6 2.7L/3.5L (tt) EcoBoost |
| <b>GM</b>     |   |
| AFE46-20111   | 2011-15 GM Diesel Trucks V8 6.6L (tt) LML     |

## BladeRunner Intercooler Tube Upgrades

Large diameter, smooth 3" to 3-1/2" CNC mandrel bent tubing increases air flow, providing an additional 12-16 HP and up to 49 ft/lbs. torque. Includes premium stainless steel clamps and 2-ply reinforced silicone hump couplers for strength and durability. Black powder coat finish.



| Part No.      | Description  |
|---------------|--|
| <b>Ford</b>   |  |
| AFE46-20129-1 | 2011-14 Ford F150 V6 3.5L (tt) 3-1/2" to 3" Cold Side          |
| AFE46-20128   | 2011-14 Ford F150 EcoBoost V6 3.5L (tt) 3-1/2" to 3" Hot Side  |
| <b>GM</b>     |  |
| AFE46-20264-B | 2016-19 GM Colorado/Canyon 2.8L Turbo Diesel Hot and Cold Side |
| AFE46-20118   | 2011-17 GM Diesel Trucks V8 6.6L (td) 3" Cold Side             |
| AFE46-20119   | 2011-16 GM Diesel Trucks V8 6.6L (td) 3" Hot Side              |





## Pro GUARD D2 Synthetic Gear Oil AFE90-20001

aFe Power's Pro Guard D2 synthetic limited slip oil is competition proven and utilizes next-generation synthetic oil technology to provide consistent limited slip differential performance, no matter what type of vehicle you drive. Ideal for both clutch type and torsion type differentials. 75W-90 comes in One-Quart Bottles.



## Pro-Series Cast Aluminum Differential Covers

Differential covers are made from A380-T6 die cast aluminum. Cover has reinforced ribs for maximum strength and styling. Comes complete with an O-ring leak-free seal, oil sight level glass, and a deep-reach magnetic dip stick for routine maintenance checks.



| Part No.            | Finish | Application   |
|---------------------|--------|---|
| <b>AFE46-70010</b>  | Raw    | 2003-14 Dodge 2500/3500 L6 5.9/6.7 Rear<br>2001-07 GM Gas V8 8.1L Rear<br>2001-13 GM 6.6L Diesel Rear |
| <b>AFE46-71030R</b> | Raw    | 2018-19 Jeep Wrangler (JL)(Dana M210) Front   |
| <b>AFE46-71030B</b> | Black  | 2018-19 Jeep Wrangler (JL)(Dana M210) Rear  |
| <b>AFE46-71000A</b> | Raw    | 2018-19 Jeep Wrangler (JL)(Dana M220) Rear  |
| <b>AFE46-71000B</b> | Black  | 2018-19 Jeep Wrangler (JL)(Dana M220) Rear  |
| <b>AFE46-71010A</b> | Raw    | 2018-19 Jeep Wrangler (JL)(Dana M186) Front   |
| <b>AFE46-71010B</b> | Black  | 2018-19 Jeep Wrangler (JL)(Dana M186) Front   |

## Pro GUARD D2 Oil Fluid Filter

The heavy-duty steel canister and spring assembly feature a 3/8" nut/ratchet drive and 1" square boss for easy removal in addition to a built-in seal for leak-free operation. The increased flow rate and added filtration fulfill the demands of today's modern diesel engines.



| Part No.           | Description              |
|--------------------|--------------------------|
| <b>AFE44-LF004</b> | 1994-03 Ford 7.3L Diesel |


## 2004-07 Ford 6.0L EGR Cooler Square AFE46-90073

aFe Power is proud to introduce a square-body direct replacement EGR cooler for 2004-07 V8-6.0L (td) Ford powerstroke trucks. This EGR cooler is a 100% new unit, not remanufactured. The cooler utilizes larger than OE diameter tubes with a thicker wall to reduce clogging, extend life, and resist failure. The unit is TIG-welded and pressure tested at the factory.



## MACH Force XP Stainless Steel Exhaust System

The MACH Force XP is built from 409 stainless steel tubing with CNC-mandrel bends for maximum power and lower EGT's. Features factory barbed hangers and OE-style band clamps that provide a leak-free installation. Free-flowing 24" long muffler produces a big powerful sound. A polished stainless steel, slash-cut, rolled bolt-on tip is included for a detailed look.



| Part No.             | Description  |
|----------------------|--|
| <b>Dodge</b>         |  |
| <b>AFE49-42009-1</b> | 2007.5-12 Dodge Ram 2500-3500 6.7L, 4" Turbo Back              |
| <b>AFE49-42030-P</b> | 2007.5-12 Dodge Ram 2500-3500 6.7L, 5" Turbo Back Polished Tip |
| <b>GM</b>            |  |
| <b>AFE49-44021</b>   | 2007-10 GM Diesel Trucks 6.6L                                  |

## Rebel Series

aFe Power introduces an all-new Rebel Series dual exhaust system. The tips come with unique laser-etched aFe Power logos on the side and are constructed from stainless steel for durability. The exhaust system is constructed from mandrel-bent stainless steel tubing for maximum flow and increased horsepower and torque in testing.



| Part No.             | Description  |
|----------------------|--|
| <b>GM</b>            |  |
| <b>AFE49-44070-P</b> | 2009-16 GM Silverado/Sierra 1500 V6 4.3L and V8 4.8L 5.3L Reg Cab Short Bed Polished Tips Exits In Front Of Rear Tire Passenger Side |
| <b>Jeep</b>          |  |
| <b>AFE49-38066-B</b> | 2018-19 Jeep Wrangler (JL) Cat Back V6-3.6L (4 Door) Black Tip Dual Rear Exit Out Rear   |
| <b>AFE49-38066-P</b> | 2018-19 Jeep Wrangler (JL) Cat Back V6-3.6L (4 Door) Polished Tip Dual Rear Exit Out Rear  |
| <b>AFE49-48067-B</b> | 2018-19 Jeep Wrangler (JL) Axle Back V6-3.6L (4 Door) Black Tip Dual Rear Exit Out Rear  |
| <b>AFE49-48067-P</b> | 2018-19 Jeep Wrangler (JL) Axle Back V6-3.6L (4 Door) Polished Tip Dual Rear Exit Out Rear   |
| <b>AFE49-48066-P</b> | 2018-19 Jeep Wrangler (JL) 409 Stainless Cat Back V6-3.6L (4 Door) Polished Tip Dual Rear Exit Out Rear                              |
| <b>AFE49-48066-B</b> | 2018-19 Jeep Wrangler (JL) 409 Stainless Cat Back V6-3.6L (4 Door) Black Tip Dual Rear Exit Out Rear                                 |

## 2011-14 Ford F-150 EcoBoost 3.5L V6 Cat-Back Exhaust System Kits

The Ford F-150 Atlas or Mach Force XP cat-back exhaust systems produce an astonishing gain of 32 horsepower and 29 ft./lbs. of torque. The exhaust is constructed of 4" mandrel-bent aluminized steel tubing (Atlas) or 409 stainless steel tubing (Mach). Includes a free-flowing muffler, barbed OE hangers, black 304 stainless steel rolled slash-cut tip, band clamps and all hardware for a complete installation.



| Part No.             | Description                           |
|----------------------|---------------------------------------|
| <b>AFE49-03041-B</b> | Atlas Cat-Back Exhaust Kit, Black Tip |



## Direct Fit Catalytic Converter

Replace the faulty stock catalytic converter with the all new aFe Power direct-fit cat replacement. The cat replacement is constructed of 100% MIG-welded stainless steel for strength and durability.

This product is an EPA-compliant cat for a hassle-free installation. This cat replacement is designed as a one-piece system that retains the factory O<sub>2</sub> sensor location for a direct bolt-on-and-go solution.



AFE47-48006

**NEW!**

| Part No.                    | Description                                 |
|-----------------------------|---|
| <a href="#">AFE47-48006</a> | 1996-98 Jeep Grand Cherokee (ZJ) 16-4.0L    |
| <a href="#">AFE47-48005</a> | 1997-99 Jeep Wrangler (TJ) 16-4.0L          |
| <a href="#">AFE47-48002</a> | 2000-03 Jeep Wrangler (TJ) 16-4.0L Rear     |
| <a href="#">AFE47-48001</a> | 2000-03 Jeep Wrangler (TJ) 16-4.0L Front    |
| <a href="#">AFE47-48004</a> | 2004-06 Jeep Wrangler (TJ/LJ) 16-4.0L Rear  |
| <a href="#">AFE47-48003</a> | 2004-06 Jeep Wrangler (TJ/LJ) 16-4.0L Front |

## Exhaust Race Pipe

The race-inspired, exhaust race pipe is made from 4" tubing with OE flange and barbed factory hangers to provide easy fit and added value. Replacement muffler section pipe increases horsepower and torque while lowering EGT's. Includes OE-style band clamps.



| Part No.                             | Description                                  |
|--------------------------------------|--|
| <b>ATLAS Aluminized</b>              |  |
| <a href="#">AFE49-02009</a>          | 2007.5-12 Dodge 6.7L Diesel, Turbo Down Pipe |
| <a href="#">AFE49-03010</a>          | 2008-10 Ford F250 Super Duty 6.4L Diesel     |
| <b>MACH Force XP Stainless Steel</b> |  |
| <a href="#">AFE49-44021</a>          | 2007.5-10 Chevy/GMC 6.6L Diesel              |
| <a href="#">AFE49-43024</a>          | 2008-10 Ford F250 Super Duty 6.4L            |

## DFS780 PRO EcoDiesel Fuel Pump

The Adrenaline engineered line of diesel fuel pumps are built with a clear high-impact polycarbonate sight glass, quieter helical spur gears, aluminum billet manifold, a marine-grade motor, fuel pressure gauge port and QE-quality viton seals that are compatible with diesel and biodiesel fuels. This pump also features a built-in bypass for the stock system that allows the vehicle to run on the stock pump under light loads, activating the Adrenaline system only when needed, saving wear and tear on both the DS780 pump along with the stock high-pressure pump as well. The plug-and-play harness attaches directly to the battery and utilizes weather-proof connectors. No cutting or modifications to the stock fuel lines are required. Made in USA.



| Part No.                    | Description                    |
|-----------------------------|--------------------------------|
| <a href="#">AFE42-22041</a> | 2014-18 Dodge Ram 1500 V6-3.0L |

## Silver Bullet Throttle Body Spacer

The Serrated/Helix design created air turbulence in the intake manifold. This turbulence increases the air pressure in the combustion chamber, resulting in increased horsepower and torque and improved throttle response.



**NEW!**

| Part No.                    | Description                     |
|-----------------------------|---------------------------------|
| <a href="#">AFE46-35008</a> | 2018 Jeep Wrangler (JL) V6-3.6L |

## Coilover Kit

High-performance replacement coilovers for 2007-14 GM 1500 trucks and SUVs (non-HD). These 2.5" diameter coilovers combine all the same race winning engineering components with 20+ years of testing into a specifically designed kit that will bolt directly into your daily driver. This kit offers adjustable ride height and better off-road damping curves without sacrificing any on-road comfort or handling. The kit comes preset for 2"-2.5" of lift. Also included is a spanner wrench for easy adjustment.

**NEW!**



| Part No.                     | Description   |
|------------------------------|---|
| <a href="#">AFE501-56001</a> | Chevrolet Silverado 4.3L/5.3L/6.2L<br>GMC Sierra 4.3L/5.3L/6.2L |

## RaceRunner 2.0" Leveling Kit For Jeep Wrangler JL AFE37-L7001P



An affordable suspension package for the 2018-19 Jeep Wrangler JL 4-door that delivers the perfect balance of on-road comfort and off-road performance. Kit combines performance, IFP (Internal Floating Piston) valved shock absorbers with 2" front lift and 1" rear lift coil springs to provide an increased ride height and leveled stance that improves handling and vehicle control. Coil springs are also offered separately.

| Part No.                     | Description                               |
|------------------------------|---|
| <a href="#">AFE37-S7001F</a> | RaceRunner 2" Front Leveling Coil Springs |
| <a href="#">AFE37-S7001R</a> | RaceRunner 1" Rear Leveling Coil Springs  |



### 57000 Series

### LoadLIFTER 5000

The Air Lift Super Duty system is ideal for Class A, B, & C motor homes, and 3/4 and 1-ton pickups. Maximize ride comfort and increase capacity.

**Kits include:** Air springs, inflation valves, lines, fittings, brackets, hardware and illustrated instructions. Air adjustable from 5 to 100 PSI for up to 5,000 lbs. with leveling capacity. Lifetime warranty.



### 59500 Series RideCONTROL

The Air Lift Ride Control System fits leaf spring applications and is ideal for mini and 1/2 ton pickups, SUVs, and vans used for light to medium hauling. Alignment tool provided for accurate and easy installation.

**Kits include:** Air springs, lines, fittings, brackets, hardware and illustrated instructions. Air adjustable from 10 to 100 PSI for up to 2,000 lbs. leveling capacity. Lifetime warranty.



**California Warning:**  
Cancer and Reproductive Harm  
-www.P65Warnings.ca.gov.



### 60000-80000 Series Air Lift1000

Fits coil springs (front and rear) for minivans and motor homes (front) used for hauling cargo or light towing. Adds excellent front end support for pickups with snowplows and improves ride and handling. Kits include: air springs, lines, fittings, brackets, hardware and illustrated instructions. Air adjustable for up to 1,000 lbs. of leveling capacity.

- Lifetime warranty
- Never exceed manufacturer's Gross Vehicle Weight Rating.

### 88000 Series

### LoadLIFTER 5000<sup>TM</sup> ULTIMATE

Adjustable system provides up to 5,000 lbs. of load-leveling capacity, and eliminates jarring, squat, sway, and bottoming out, even on rough roads. Maintenance-free system can be run safely with zero air pressure for a comfortable ride, even unloaded. Installs easily with common hand tools.



### 7500 XL Series LoadLIFTER7500XL

Designed for 3/4 and 1-ton trucks, LoadLifter 7500 XL<sup>TM</sup> gives you up to 7,500 lbs. of load-leveling capacity\* and is designed to support the largest loads on the road.



| Year                       | Description  | Load Lifter 5000<br>57000 Series | Ride Control<br>59500 Series | Air Lift 1000<br>60000-80000 Series | Load Lifter 5000<br>Ultimate 88000 Series      | Load Lifter<br>7500XL |
|----------------------------|--|----------------------------------|------------------------------|-------------------------------------|--|-----------------------|
| <b>Chevrolet/GMC</b>       |  |                                  |                              |                                     |  |                       |
| 1999-07                    | Silverado/Sierra 1500 Classic, 2 And 4WD                         | —                                | AIR59501                     | —                                   | —  | —                     |
| 2007-18                    | Silverado/Sierra 1500 New Body (Not Long Bed), 2 And 4WD         | —                                | AIR59565                     | —                                   | AIR88204                                       | —                     |
| 2019                       | Silverado/Sierra 1500  | AIR57288                         | AIR59565                     | —                                   | AIR88288                                       | —                     |
| 2007-18                    | Silverado/Sierra 2 And 4WD, Long Bed                             | —                                | —                            | —                                   | AIR88211                                       | —                     |
| 2007-18                    | Silverado/Sierra 1500 Not Long Bed, 2 And 4WD                    | AIR57204                         | —                            | —                                   | —  | —                     |
| 2007-18                    | Silverado/Sierra 1500 Long Bed Only, 2 And 4WD                   | AIR57211                         | —                            | —                                   | —  | —                     |
| 1999-04                    | Silverado/Sierra 2500 3/4 Ton Pickup (Except 2500 HD, 2 And 4WD) | AIR57250                         | —                            | —                                   | —  | —                     |
| 2001-10                    | Silverado/Sierra 2500 HD And 3500 1 Ton, 2 And 4WD               | AIR57275                         | —                            | —                                   | AIR88275                                       | —                     |
| 2011-19                    | Silverado/Sierra 2500HD And 3500 1 Ton, 2 And 4WD                | AIR57338                         | —                            | —                                   | —  | AIR57538              |
| <b>Dodge/Jeep/Chrysler</b> |  |                                  |                              |                                     |  |                       |
| 2009-18                    | Ram 1500 2WD And 4WD   | AIR57370                         | —                            | —                                   | AIR88370                                       | —                     |
| 2009-18                    | Ram 1500 1/2 Ton Pickup, 2 And 4WD                               | —                                | —                            | AIR60818                            | —  | —                     |
| 2002-08                    | Ram 1500 1/2 Ton Pickup, 2 And 4WD                               | —                                | AIR59551                     | —                                   | —  | —                     |
| 2019                       | Ram 1500 4WD   | AIR57375                         | —                            | —                                   | AIR88375                                       | —                     |
| 1994-02                    | Ram 2500 And 3500 (Single And Dual Rear Wheel), 2 And 4WD        | AIR57215                         | —                            | —                                   | —  | —                     |
| 2003-14                    | Ram 3500 (Single And Dual Wheel), 2WD                            | AIR57297                         | —                            | —                                   | —  | —                     |
| 2003-13                    | Ram 2500 And 3500 (Single And Dual Rear Wheel), 4WD              | AIR57295                         | —                            | —                                   | —  | AIR57595              |
| 2014-18                    | Ram 2500, 2 And 4WD  | AIR57289                         | —                            | —                                   | —  | AIR57589 <sup>2</sup> |
| 2014-18                    | Ram 2500, 2 And 4WD  | —                                | —                            | —                                   | —  | —                     |
| 2010-18                    | Jeep Grand Cherokee  | —                                | —                            | AIR60825                            | —  | —                     |
| <b>Ford/Lincoln</b>        |  |                                  |                              |                                     |  |                       |
| 2011-19                    | Explorer 2WD And 4WD   | —                                | —                            | AIR60821                            | —  | —                     |
| 2009-19                    | Flex   | —                                | —                            | AIR60821                            | —  | —                     |
| 2010-15                    | Lincoln MKS/MKT  | —                                | —                            | AIR60821                            | —  | —                     |
| 2015-19                    | F150 1/2 Ton Pickup, 4WD   | AIR57284                         | —                            | —                                   | AIR88284                                       | —                     |
| 2010-14                    | F150 1/2 Ton Pickup, 4WD   | AIR57200                         | —                            | —                                   | —  | —                     |
| 2010-14                    | F150 1/2 Ton Pickup, 2 And 4WD                                   | AIR57228 <sup>2</sup>            | AIR59568                     | —                                   | —  | —                     |
| 2004-09                    | F150 1/2 Ton Pickup (New Body), 2 And 4WD                        | AIR57228 <sup>2</sup>            | AIR59544                     | —                                   | AIR88200 <sup>1</sup><br>AIR88228 <sup>2</sup> | —                     |
| 1997-04                    | Heritage F150 1/2 Ton Pickup,, 2 And 4WD                         | —                                | AIR59501                     | —                                   | —  | —                     |
| 2005-10                    | Heritage F150 With 5th Wheel Hitch, 2 And 4WD                    | —                                | AIR59542                     | —                                   | —  | —                     |
| 1969-04                    | F250 3/4 Ton And F350 1 Ton Pickup, 2 And 4WD                    | AIR57215                         | —                            | —                                   | —  | —                     |
| 2005-10                    | F250 And F350, 2 And 4WD   | AIR57212                         | —                            | —                                   | —  | —                     |
| 2005-10                    | F250 And F350, Under Frame Mounting with In Bed Hitch, 4WD       | AIR57398                         | —                            | —                                   | —  | —                     |
| 2011-16                    | F250, F350 And F450 Under Frame Mounting, 4WD                    | AIR57396                         | —                            | —                                   | —  | —                     |
| 2011-16                    | F250, F350 And F450 Under Frame Mounting, 4WD                    | —                                | —                            | —                                   | AIR88396                                       | —                     |
| 2017-19                    | F250 Super Duty Pickup, 4WD                                      | AIR57399                         | —                            | —                                   | AIR88399                                       | —                     |
| 2011-16                    | F250/F350 Super Duty Pickup, 4x4 Rear Kit                        | —                                | —                            | —                                   | —  | AIR57596              |
| 2017-19                    | F250/F350 Super Duty Pickup, 4x4 Rear Kit                        | —                                | —                            | —                                   | —  | AIR57599              |

Kit available for all popular tow vehicles-call for your application ☒ = No-drill application <sup>1</sup> 4WD Only <sup>2</sup> 2WD Only

#### Standard Limited Lifetime

#### Air Spring Warranty - No Mileage Restriction!

Air Lift Company warrants that air spring systems will be free from defects in workmanship or materials for the lifetime of the vehicle of original installation. This does not include installation or other service charges for replacement.



#### No-Risk Ride Satisfaction

#### Guarantee Exclusively From Air Lift.

Ride on Air Lift's air springs for 60 days. We guarantee you'll be happy with the improvement in road comfort and load handling. If you're not satisfied, you may remove the products and return to your dealer for a full refund of your purchase price within the first 60 days after your purchase.





## LoadCONTROLLER™ Analog

Free mounting pod included with all Load-Controller Single or Dual systems! Can also be installed in any 2 1/8" gauge pillar pod or as an in-dash flush mount.

Available in single-control systems that inflate both air springs equally, or dual-control systems that allow independent inflation of left and right sides. A low-pressure sensor automatically turns on the compressor if the air spring pressure drops below a safe level, protecting the spring.

| Part No.      | Description              |
|---------------|--------------------------|
| <b>Single</b> |                          |
| AIR25850      | Standard-Duty Compressor |
| AIR25854      | Heavy-Duty Compressor    |
| <b>Dual</b>   |                          |
| AIR25852      | Standard-Duty Compressor |
| AIR25856      | Heavy-Duty Compressor    |

## Load CONTROLLER II

### Dual Gauge AIR25812

Air Lift's most popular accessory for cars, pickups, and vans. Allows easy side-to-side as well as front-to-rear leveling and includes a 5 PSI Low Pressure Sensor. Integrated air supply mean no hunting for a service station with an air compressor. Level the vehicle with a flick of the finger. Kit includes: 12 volt compressor, dual lighted dash panel with separate inflate/deflate controls and 0-100 PSI gauge, air line, fittings, all hardware for complete installation, and detailed illustrated instructions.

### Single Gauge AIR25655

Uses a single gauge panel to adjust both air springs at the same time for the front-to-rear leveling.

### Single Gauge AIR25592

Similar to AIR25812, but with one air gauge and control panel. Inflates both air springs with equal pressure for side to side leveling. Includes an LPS, keeping pressure at a safe minimal level 5 PSI.



**California Warning:**  
Cancer and Reproductive Harm  
-www.P65Warnings.ca.gov.

## WirelessAIR Advanced Integrated Remote

### Revolutionary On Board Air Control Kit AIR72000



This wireless hand-held control makes installation easy - no need to run wires to the cab, and even allows adjustment from outside the vehicle. Two memory buttons allow users to save favorite settings, and the control will automatically maintain the set pressures. Independent control of two air springs provides maximum ride adjustability. Includes compressor, manifold, and control box.

## WirelessONE™ AIR25870

This economical, single path wireless controller controls equal inflation of both air springs. An integrated manifold and wiring harness simplifies installation, and the control back light can be changed to match vehicle gauges. Features 3 memory settings and includes a low-pressure sensor that helps maintain air spring pressure.



## WirelessONE™ 2nd Generation AIR25980

This single path wireless controller controls equal inflation/deflation of both air springs. A wireless handheld controller and new mobile app allow for convenient operation from inside or outside the vehicle. Features 3 memory settings and includes a low-pressure sensor that helps maintain air spring pressure.

Part number AIR25980EZ includes the AIR25980 with an EZ Mount installation bracket and an upgraded compressor.



## AirCell™

AirCell™ closed-cell urethane foam improves ride, compared to factory suspension, by providing a cushion of air to protect the vehicle from big bumps and vehicle sag. They are also more durable and offer a better ride than rubber suspension load support, eliminating the harsh jarring on rough roads. Economically priced and maintenance-free, AirCell™ suspension boosters provide a comfortable, safe ride, loaded or unloaded. Just install it and forget it. No inflation required. Low-cost, maintenance-free microcellular urethane spring reduces sag and improves ride in constantly loaded vehicles!

| Year             | Description                   | Front Part No. | Notes               |
|------------------|-------------------------------|----------------|---------------------|
| <b>Chevrolet</b> |                               |                |                     |
| 2002-06          | Avalanche                     | AIR52212       | —                   |
| 1996-00          | K-20 - K3500, 4WD             | AIR52212       | With Cast Lower Arm |
| 1999-10          | Silverado 1500, HD, 4WD       | AIR52212       | —                   |
| 1999-10          | Silverado 2500, 2500, HD, 4WD | AIR52212       | —                   |
| 2001-10          | Silverado 3500, 4WD           | AIR52212       | —                   |
| <b>GMC</b>       |                               |                |                     |
| 1996-00          | K-20 - K3500, 4WD             | AIR52212       | With Cast Lower Arm |
| 1999-10          | Sierra 1500HD, 4WD            | AIR52212       | —                   |
| 1999-10          | Sierra 2500, 2500 HD, 4WD     | AIR52212       | —                   |
| 2001-10          | Sierra 3500, 4WD              | AIR52212       | —                   |

**LIFETIME  
WARRANTY**





The Performance Intake Company

## Airaid Classic

AIRAIID Classics improve vehicles with limited airflow to the original filter. The key to performance is moving the filter to a location with maximum airflow.

**AIRAIID**  
Classic



## CAD Cool Air Dam

The CAD series is setting new standards in automotive performance and innovation for vehicles with an original filter location that provides maximum airflow. The CAD helps keep hot air away from the filter for a much denser airflow charge.

**CAD**  
cool air dam



## Quick Fit

The QF series intakes are based on a CAD design, but are engineered to fit in the original filter base using the stock mounting clips and clamps. The QF installs in just minutes with the ease of replacing a stock filter.

**Quick Fit**



## MXP Series

The MXP intakes feature a large, one-piece, rotomolded air box to keep heat away from the intake, while the air intake tube, made from cross-linked, high-density polyethylene, maintains mass air flow readings for functionality and correct air-fuel ratio.



| Model                          | Year    | Engine                      | Part No.     | System Type | Intake Tube Included |
|--------------------------------|---------|-----------------------------|--------------|-------------|----------------------|
| <b>Cadillac</b>                |         |                             |              |             |                      |
| Escalade                       | 2009-14 | 6.0L, 6.2L                  | ARA200-233   | CAD         | Y                    |
| Escalade ESV, EXT              | 2009-14 | 6.2L                        | ARA200-233   | CAD         | Y                    |
| <b>Chevrolet</b>               |         |                             |              |             |                      |
| Avalanche                      | 2009-13 | 5.3L, 6.0L V8               | ARA200-233** | CAD         | Y                    |
| Silverado                      | 2009-13 | 4.8L, 5.3L, 6.0L, 6.2L, V-8 | ARA200-233** | CAD         | Y                    |
| Silverado 1500                 | 2014-18 | V8 5.3L, Dry                | ARA201-285   | MXP         | Y                    |
| Silverado 1500                 | 2014-16 | 6.2L, Dry                   | ARA201-111   | MXP         | Y                    |
| Silverado HD 2500, And 3500    | 2009-10 | 6.0L, V8                    | ARA200-233** | CAD         | Y                    |
| Silverado HD 2500/3500         | 2011-15 | 6.0L                        | ARA200-280   | MXP         | Y                    |
| Silverado HD 2500/3500, Diesel | 2007-10 | 6.6L Duramax LLM            | ARA200-215   | CAD         | N                    |
| Silverado HD 2500/3500         | 2017-19 | 6.6L                        | ARA200-335   | MXP         | Y                    |
| Suburban, 1500                 | 2009-13 | 5.3L, 6.0L, V8              | ARA200-233** | CAD         | Y                    |
| Suburban, 1500                 | 2015-19 | 5.3L                        | ARA200-285   | MXP         | Y                    |
| Suburban, 2500                 | 2014-15 | 6.0L                        | ARA200-280   | MXP         | Y                    |
| Tahoe                          | 2009-14 | 4.8L, 5.3L, 6.0L, 6.2L      | ARA200-233** | CAD         | Y                    |
| Tahoe                          | 2015-19 | 5.3L                        | ARA200-285   | MXP         | Y                    |
| <b>Ford</b>                    |         |                             |              |             |                      |
| Excursion                      | 2003-05 | 6.0L Power Stroke Diesel    | ARA400-131-1 | MXP         | Y                    |
| Explorer                       | 2013-17 | 3.5L                        | ARA400-260   | MXP         | Y                    |
| F150                           | 2011-14 | 5.0L                        | ARA400-299   | CAD         | Y                    |
| F250/350 Super Duty            | 2008-10 | 5.4L, V8, 6.8L, V10         | ARA400-226   | QF          | N                    |
| <b>GMC</b>                     |         |                             |              |             |                      |
| Sierra 1500                    | 2009-13 | 4.8L, 5.3L, 6.0L, 6.2L, V8  | ARA200-233** | CAD         | Y                    |
| Sierra 1500                    | 2014-18 | V8 5.3L, Oiled              | ARA200-285   | MXP         | Y                    |
| Sierra HD, 2500/3500           | 2010    | 6.0L, V8                    | ARA200-233** | CAD         | Y                    |
| Sierra HD, 2500/3500           | 2011-15 | 6.0L, V8                    | ARA200-280   | MXP         | Y                    |
| Sierra HD 2500/3500            | 2013-16 | 6.6L                        | ARA200-295   | MXP         | Y                    |
| Sierra HD 2500/3500            | 2017-19 | 6.6L                        | ARA200-335   | MXP         | Y                    |
| Yukon                          | 2009-14 | 4.8L, 5.3L, 6.0L, 6.2L, V8  | ARA200-233** | CAD         | Y                    |
| Yukon                          | 2015-19 | 5.3L                        | ARA200-285   | MXP         | Y                    |
| <b>Jeep</b>                    |         |                             |              |             |                      |
| Grand Cherokee                 | 2011-18 | 3.6, 5.7L                   | ARA311-212   | MXP         | N                    |

**System Types:** AC: Airaid Classic. CAD: Cool Air Dam. QF: Quick Fit. MXP: MXP Series \*\* With Electric Fan.

## Cleaning Kits

Clean your AIRAID® Filter. Restore full air flow efficiency. Maintain optimum engine performance.

| Part No.   | Description       |
|------------|-------------------|
| ARA790-550 | 12 oz. Cleaner,   |
|            | 8 oz. Squeeze Oil |





## AMP Research PowerStep

Slip-resistant and fully-illuminated running boards for pickups and SUVs. Automatically extend when the doors open, and hide away when they close for integrated style and improved aerodynamics. High-strength aluminum construction with a 600 lbs. load rating on each side. Corrosion-resistant, military-spec finish for reliable, all-weather performance. Backed by a 5-year/60,000-mile limited warranty. Plug-n-play control plugs into OBD-II port eliminating the need to tap into factory wires.

| Vehicle   | Year    | Part No.                       | Note   |
|---|---------|--------------------------------|--|
| <b>General Motors</b>                           |         |                                |  |
| Silverado/Sierra 1500 Crew Cab                  | 2019    | <a href="#">AMP76254-01A</a>   | PowerStep with Plug-n-Play   |
| Silverado/Sierra 1500 Crew/Double Cab           | 2014-18 | <a href="#">AMP76154-01A</a>   | PowerStep with Plug-n-Play - Excludes Diesel                           |
| Silverado/Sierra Crew/Double Cab 2500/3500      | 2017-18 | <a href="#">AMP76247-01A</a>   | PowerStep with Plug-n-Play - Diesel Only                               |
| Silverado/Sierra Crew/Double Cab 2500/3500      | 2015-18 | <a href="#">AMP76154-01A</a>   | PowerStep with Plug-n-Play - Excludes Diesel                           |
| Silverado/Sierra Crew/Double Cab 2500/3500      | 2015-16 | <a href="#">AMP76147-01A</a>   | PowerStep with Plug-n-Play - Diesel Only                               |
| Silverado/Sierra Crew/Extended Cab 2500/3500 HD | 2011-14 | <a href="#">AMP75146-01A</a>   | Diesel Engine  |
| Tahoe/Yukon                                     | 2007-14 | <a href="#">AMP75125-01A</a>   | —  |
| Tahoe/Yukon                                     | 2015-19 | <a href="#">AMP76127-01A-B</a> | PowerStep with Plug-n-Play   |
| Suburban/Yukon XL                               | 2015-19 | <a href="#">AMP76127-01A-B</a> | PowerStep with Plug-n-Play   |
| Suburban/Yukon XL                               | 2007-18 | <a href="#">AMP75125-01A</a>   | —  |
| Avalanche                                       | 2007-13 | <a href="#">AMP75125-01A</a>   | —  |
| Escalade  | 2007-14 | <a href="#">AMP75125-01A</a>   | —  |
| Escalade EXT/ESV                                | 2015-19 | <a href="#">AMP76127-01A-B</a> | PowerStep with Plug-n-Play   |
| Escalade EXT/ESV                                | 2007-14 | <a href="#">AMP75125-01A</a>   | —  |
| <b>Ford</b>                                     |         |                                |  |
| Transit   | 2014-17 | <a href="#">AMP76159-01A</a>   | —  |
| F-250/F-350                                     | 1999-07 | <a href="#">AMP75104-01A</a>   | —  |
| F-250/F-350/F-450 Regular/Super Crew Cab        | 2008-16 | <a href="#">AMP76134-01A</a>   | PowerStep with Plug-n-Play   |
| F-250/F-350/F-450 Super Cab/Super Crew          | 2017-18 | <a href="#">AMP76235-01A</a>   | PowerStep with Plug-n-Play   |
| <b>Dodge</b>                                    |         |                                |  |
| Ram - All Models                                | 2016-17 | <a href="#">AMP76139-01A</a>   | PowerStep with Plug-n-Play   |
| Ram - All Models                                | 2018    | <a href="#">AMP76239-01A</a>   | PowerStep with Plug-n-Play   |
| Ram 1500 Regular/Quad/Crew Cab                  | 2009-16 | <a href="#">AMP75138-01A</a>   | —  |
| Ram 2500/3500 Regular/Crew/Mega Cab             | 2010-15 | <a href="#">AMP75138-01A</a>   | Excludes Chassis Cab - Currently Excludes optional Rear Air Suspension |
| Ram 1500/2500/3500 All Cabs                     | 2019    | <a href="#">AMP76240-01A</a>   | PowerStep with Plug-n-Play   |
| <b>Jeep</b>                                     |         |                                |  |
| Wrangler JL 4 Door                              | 2018-19 | <a href="#">AMP75132-01A</a>   | PowerStep with Plug-n-Play   |
| <b>Mercedes-Benz</b>                            |         |                                |  |
| Sprinter  | 2007-17 | <a href="#">AMP75163-01A</a>   | —  |
| <b>Toyota</b>                                   |         |                                |  |
| Tundra CrewMax/Double Cab/Sequoia               | 2007-18 | <a href="#">AMP75137-01A</a>   | —  |

## PowerStep Override Switch

Designed to allow manual control of PowerStep retractable running boards. Easy-to-mount toggle switch wires directly to the PowerStep controller.

| Part No.                     | Description   |
|------------------------------|---|
| <a href="#">AMP79105-01A</a> | Fits All Except <a href="#">AMP75134-01A</a> And <a href="#">AMP75141-01A</a> |
| <a href="#">AMP79107-01A</a> | Fits <a href="#">AMP75134-01A</a> And <a href="#">AMP75141-01A</a>            |



## PowerStep Xtreme

These heavy-duty die cast aluminum retractable running boards are designed for vehicles that are subject to operating in the most extreme conditions. Manufactured with dual motors for more power when deploying and retracting they also feature a highly textured powder coated finish along with LED illumination when the boards are deployed. 5-year/60,000 mile warranty. Made in USA.

| Vehicle   | Year    | Part No.                        | Note       |
|---|---------|---------------------------------|------------|
| <b>General Motors</b>                           |         |                                 |            |
| Silverado, Sierra 1500 Extended/Crew Cab        | 2019    | <a href="#">AMP78254-01A</a>    | —          |
| Silverado, Sierra 1500 Extended/Crew Cab        | 2014-18 | <a href="#">AMP78154-01A</a>    | —          |
| Silverado, Sierra 2500, 3500, Extended/Crew Cab | 2015-18 | <a href="#">AMP78154-01A</a>    | Gas        |
| <b>Ford</b>                                     |         |                                 |            |
| F-150, All Cabs                                 | 2015-18 | <a href="#">AMP10-78234-01A</a> | —          |
| F-150, All Cabs                                 | 2015-18 | <a href="#">AMP78234-01A</a>    | —          |
| F-250, F-350, F-450, All Cabs                   | 2017-18 | <a href="#">AMP78235-01A</a>    | —          |
| <b>Dodge</b>                                    |         |                                 |            |
| Ram 1500, All Cabs                              | 2013-17 | <a href="#">AMP78139-01A</a>    | All Models |
| Ram 1500, Crew Cabs                             | 2019    | <a href="#">AMP78240-01A</a>    | —          |
| Ram, All Cabs                                   | 2018    | <a href="#">AMP78239-01A</a>    | All Models |



## BedStep

BedStep Bumper Step gives you a leg up right where you need it most. The high-traction step pad easily flips down with a simple nudge of your foot, providing a safer way to get up into the truck bed. Installation is a quick 10-minute, no-drill task. Works with the tailgate open or closed and even when you're towing. 3-Year/36,000-Mile Limited Warranty.

| Vehicle                       | Year    | Part No.                     | Note               |
|-------------------------------|---------|------------------------------|--------------------|
| <b>General Motors</b>         |         |                              |                    |
| Silverado/Sierra 1500         | 2007-13 | <a href="#">AMP75300-01A</a> | —                  |
| Silverado/Sierra 1500         | 2014-18 | <a href="#">AMP75314-01A</a> | —                  |
| Silverado/Sierra 1500         | 2019    | <a href="#">AMP75323-01A</a> | —                  |
| Silverado/Sierra 2500/3500 HD | 2007-10 | <a href="#">AMP75300-01A</a> | —                  |
| Silverado/Sierra 2500/3500 HD | 2011-14 | <a href="#">AMP75308-01A</a> | —                  |
| Silverado/Sierra 2500/3500 HD | 2015-18 | <a href="#">AMP75315-01A</a> | —                  |
| <b>Ford</b>                   |         |                              |                    |
| F150                          | 2015-18 | <a href="#">AMP75312-01A</a> | —                  |
| F-150 (Includes Raptor)       | 2006-14 | <a href="#">AMP75302-01A</a> | Excludes Flareside |
| Super Duty F-250/F-350/F-450  | 1999-16 | <a href="#">AMP75303-01A</a> | —                  |
| Super Duty F-250/F-350/F-450  | 2017-18 | <a href="#">AMP75313-01A</a> | —                  |
| <b>Dodge</b>                  |         |                              |                    |
| Ram 1500                      | 2019    | <a href="#">AMP75322-01A</a> | —                  |
| Ram 1500                      | 2009-16 | <a href="#">AMP75306-01A</a> | Not Dual Exhaust   |
| Ram 1500                      | 2009-18 | <a href="#">AMP75310-01A</a> | Dual Exhaust Only  |
| Ram 2500/3500                 | 2010-18 | <a href="#">AMP75306-01A</a> | Not Dual Exhaust   |
| <b>Toyota</b>                 |         |                              |                    |
| Tundra                        | 2016-18 | <a href="#">AMP75316-01A</a> | —                  |




## BedStep 2

BedStep 2 box-side step is the easier and safer way to access a tool box or cargo without a leap of faith. Mounts on either side of the truck. Flips down, just behind the cab with just a nudge of your foot. The high-traction composite step pad is big enough for two large boots and supports up to 300 lbs. 3-Year/36,000-Mile Limited Warranty.

| Vehicle                           | Year    | Part No.                     | Note  |
|-----------------------------------|---------|------------------------------|---|
| <b>General Motors</b>             |         |                              |   |
| Silverado/Sierra 1500             | 2014-18 | <a href="#">AMP75407-01A</a> | —   |
| Silverado/Sierra 1500             | 1999-13 | <a href="#">AMP75400-01A</a> | —   |
| Silverado/Sierra 1500             | 2019    | <a href="#">AMP75415-01A</a> | 5'9" Bed  |
| Silverado/Sierra 1500             | 2019    | <a href="#">AMP75416-01A</a> | 6'6" Bed  |
| Silverado Sierra 2500/3500/Dually | 1999-14 | <a href="#">AMP75400-01A</a> | Dually Mounting Kit - GM Dually truck application requires additional mounting kit AMP75610-01A, Required for 2007-2014 |
| Silverado/Sierra 2500/3500        | 2015-18 | <a href="#">AMP75407-01A</a> | —   |
| <b>Ford</b>                       |         |                              |   |
| F-150                             | 2009-14 | <a href="#">AMP75402-01A</a> | Includes Raptor   |
| Super Duty F-250/F-350/Dually     | 1999-16 | <a href="#">AMP75403-01A</a> | —   |
| Super Duty F-250/F-350            | 2017-18 | <a href="#">AMP75413-01A</a> | —   |
| F-150                             | 2015-18 | <a href="#">AMP75412-01A</a> | Fits 5.5' Bed Only  |
| F-150                             | 2015-18 | <a href="#">AMP75412-01A</a> | Fits 6.5' Bed, Requires Installation Kit AMP10-79512--01  |
| <b>Dodge</b>                      |         |                              |   |
| Ram 1500                          | 2019    | <a href="#">AMP75414-01A</a> | —   |
| Ram 1500                          | 2002-08 | <a href="#">AMP75404-01A</a> | —   |
| Ram 2500/3500                     | 2003-09 | <a href="#">AMP75404-01A</a> | —   |
| Ram 2500/3500                     | 2014-18 | <a href="#">AMP75411-01A</a> | Excludes Dually   |

## BedXtender HD Max

The Classic U-shape design provides the maximum cargo capacity. Open the tailgate and flip it out to gain 2 extra feet of enclosed cargo area. Flip it forward and close the tailgate to keep tools and smaller cargo contained. Black powder coated finish.

| Vehicle                              | Year    | Note                                    | Part No.                     |
|--------------------------------------|---------|---|------------------------------|
| <b>General Motors</b>                |         |   |                              |
| Silverado/Sierra Standard Bed        | 2019    | Black                                   | <a href="#">AMP74841-01A</a> |
| <b>Ford</b>                          |         |   |                              |
| F-150 Standard Bed                   | 2004-18 | Includes Raptor                         | <a href="#">AMP74813-01A</a> |
| Lincoln Mark LT, Standard Bed        | 2006-08 | —                                       | <a href="#">AMP74813-01A</a> |
| F-150 Standard Bed                   | 1997-03 | Excludes Super Crew                     | <a href="#">AMP74814-01A</a> |
| F-250/F-350 Super Duty, Standard Bed | 1999-18 | —                                       | <a href="#">AMP74814-01A</a> |
| <b>Dodge</b>                         |         |   |                              |
| Ram, Standard Bed                    | 1982-18 | '13-'14 Require Dually Kit AMP74610-01A | <a href="#">AMP74814-01A</a> |
| Ram 1500                             | 2019    | Black                                   | <a href="#">AMP74840-01A</a> |
| <b>Nissan</b>                        |         |   |                              |
| Titan, Standard bed                  | 2004-18 | —                                       | <a href="#">AMP74814-01A</a> |
| <b>Toyota</b>                        |         |   |                              |
| Tundra                               | 2007-18 | —                                       | <a href="#">AMP74813-01A</a> |



## AMP BedXtender HD Moto

This patented slant-back design gives compact short-bed pickups like the Toyota Tacoma the extra enclosed bed length needed to secure motorcycles, bikes, or any other extra long cargo with tailgate open. Black powder coated finish.

| Vehicle                        | Year    | Note                                | Part No.     |
|--------------------------------|---------|-------------------------------------|--------------|
| <b>General Motors</b>          |         |                                     |              |
| Colorado/Canyon - Standard Bed | 2004-13 | —                                   | AMP74809-01A |
| S10-Stepside Bed               | 1996-04 | Requires L-Bracket Kit AMP74601-01A | AMP74809-01A |
| <b>Dodge</b>                   |         |                                     |              |
| Dakota-Standard Bed            | 1987-11 | —                                   | AMP74809-01A |
| <b>Nissan</b>                  |         |                                     |              |
| Frontier-Standard Bed          | 1998-16 | Requires L-Bracket Kit AMP74601-01A | AMP74809-01A |
| <b>Toyota</b>                  |         |                                     |              |
| Tundra                         | 2000-06 | —                                   | AMP74809-01A |
| Tacoma                         | 2005-16 | —                                   | AMP74809-01A |
| Tacoma                         | 1995-04 | Requires L-Bracket Kit AMP74601-01A | AMP74809-01A |



**AMP RESEARCH BedXtender HD MOTO**



## AMP BedXtender HD Sport

The unique V-shape design is the perfect mix of form and function for a wide range of truck models. Compatible with most tonneau covers when used as a bed divider.

**AMP RESEARCH BedXtender HD SPORT**

| Vehicle                                | Year               | Note  | Part No.     |
|--|--------------------|---|--------------|
| <b>General Motors</b>                  |                    |   |              |
| Colorado/Canyon, Standard Bed          | 2004-12            | —   | AMP74802-01A |
| Silverado/Sierra 1500                  | 2007-18            | Black   | AMP74831-01A |
| Classic Silverado/Sierra, Stepside Bed | 1999-06            | —   | AMP74802-01A |
| Classic Silverado/Sierra, Standard Bed | 1999-06            | —   | AMP74804-01A |
| S10-Stepside Bed                       | 1996-04            | Requires L-Bracket Kit AMP74601-01A   | AMP74802-01A |
| S10-Standard Bed                       | 1996-04            | Requires L-Bracket Kit AMP74601-01A   | AMP74801-01A |
| C/K Pickup-Stepside Bed                | 1988-98            | —   | AMP74802-01A |
| C/K Pickup-Standard Bed                | 1988-98            | —   | AMP74804-01A |
| <b>Ford</b>                            |                    |   |              |
| F-150, Flareside Bed                   | 1997-09            | —   | AMP74802-01A |
| F-150, Standard Bed                    | 2004-18            | For Trucks Equipped With The Ford Factory Tailgate Step, Use BedXtender HD MAX AMP74813-01A | AMP74803-01A |
| Lincoln Mark LT-Standard Bed           | 2006-08            | For Trucks Equipped With The Ford Factory Tailgate Step, Use BedXtender HD MAX AMP74813-01A | AMP74803-01A |
| F-150, Standard Bed                    | 1997-04            | For Trucks Equipped With The Ford Factory Tailgate Step, Use BedXtender HD MAX AMP74813-01A | AMP74804-01A |
| F-250/F-350 Super Duty, Standard Bed   | 2008-18            | For Trucks Equipped With The Ford Factory Tailgate Step, Use BedXtender HD MAX AMP74814-01A | AMP74804-01A |
| F-250/F-350 Super Duty, Standard Bed   | 1999-07            | For Trucks Equipped With The Ford Factory Tailgate Step, Use BedXtender HD MAX AMP74814-01A | AMP74804-01A |
| Ranger-Standard Bed                    | 1982-12            | —   | AMP74802-01A |
| <b>Nissan</b>                          |                    |   |              |
| Frontier, Standard Bed                 | 1998-17            | Requires L-Bracket Kit AMP74601-01A   | AMP74801-01A |
| Titan, Standard Bed                    | 2004-18            | —   | AMP74804-01A |
| Pickup, Standard Bed                   | All earlier Models | Requires L-Bracket Kit AMP74601-01A   | AMP74801-01A |
| <b>Ram/Dodge</b>                       |                    |   |              |
| Dakota, Standard Bed                   | 1987-11            | —   | AMP74802-01A |
| Ram, Stepside Bed                      | All model years    | —   | AMP74802-01A |
| Ram, Standard Bed                      | 1982-18            | '13-14 Requires Dually Kit AMP74601-01A   | AMP74804-01A |
| Ram 1500                               | 2019               | Black   | AMP74830-01A |
| <b>Toyota</b>                          |                    |   |              |
| Tundra                                 | 2007-18            | —   | AMP74803-01A |
| Tundra                                 | 2000-06            | —   | AMP74801-01A |
| Tundra D-Cab                           | 2000-06            | —   | AMP74804-01A |
| Tacoma                                 | 1995-15            | '95-04 Requires L-Bracket Kit AMP74601-01A  | AMP74801-01A |

| <b>Extras &amp; Options</b>      |  |              |
|----------------------------------|--|--------------|
| Description                      | Notes                                  | Part No.     |
| Quick-Latch Mounting Bracket Kit | Required For Use With Tonneau Or Shell | AMP74605-01A |



## Amalie DOT 3 and DOT 4 Brake Fluids

Amalie DOT 3 Premium brake fluid minimizes corrosion, lubricates, controls seal swelling, and operates over a wide range of temperatures. DOT 3 fluid has a minimum boiling point of 450°F and meets or exceeds Federal Motor Vehicle Safety standards. Amalie DOT 4 Premium brake fluid also meets or exceeds federal standards, has corrosion inhibitors and will maintain proper seal longevity and performance. With a minimum boiling point of 475°F, DOT 4 fluid provides service over a wide temperature range. Enhanced over DOT 3, the fluid can be used wherever DOT 4 or DOT 3 fluids are recommended.



| Part No.        | Description                        |
|-----------------|------------------------------------|
| AMA160-65031-92 | DOT 3 Brake Fluid Case 12 x 12 oz. |
| AMA65031-92     | DOT 3 Brake Fluid 12 oz.           |
| AMA160-65041-92 | DOT 4 Brake Fluid Case 12 x 12 oz. |
| AMA65041-92     | DOT 4 Brake Fluid 12 oz.           |

## Blue Hi-Temp Grease

A lithium complex lubricant for use in many automotive applications needing protection from extreme pressure, oxidation, moisture and rust. Ideal for disc brakes, wheel bearings, ball joints, and others.



| Part No.        | Description                     |
|-----------------|---------------------------------|
| AMA160-68321-91 | Hi-Temp Grease Case 10 x 14 oz. |
| AMA160-68326-93 | Hi-Temp Grease Case 12 x 1 lb.  |
| AMA68321-91     | Hi-Temp Grease 14 oz.           |
| AMA68326-93     | Hi-Temp Grease 1 lb.            |

## Elixir Synthetic Blend Grease

Environmentally "green" as well as green in color, Elixir protects better than older products and assures that leakage will not occur. Outstanding protection under heavy loads at high and low temperatures.



| Part No.        | Description                    |
|-----------------|--------------------------------|
| AMA160-68342-94 | Elixir Grease Case 10 x 15 oz. |
| AMA68342-94     | Elixir Grease 15 oz.           |

## Elixir Full Synthetic Gear Lube 75W-90

Elixir Gear Lube meets all OEM requirements, providing maximum protection for all gear sets and helping to improve fuel mileage and longer gear life.

| Part No.        | Description                            |
|-----------------|--|
| AMA160-73166-56 | Elixir 75w-90 Gear Oil Case 12 x 1 Qt. |
| AMA73166-56     | Elixir 75w-90 Gear Oil 1 Qt.           |



## Limited Slip MP Hypoid LS GL-5 Gear Lube 80W-90

Formulated for limited slip differentials, MP contains an additive to prevent chatter. Meets API GL-5 standards.

| Part No.        | Description   |
|-----------------|---|
| AMA160-73026-56 | Limited Slip MP Hypoid LS GL-5 Gear Lube 80W-90 Case 12 x 1 Qt. |
| AMA73026-56     | Limited Slip MP Hypoid LS GL-5 Gear Lube 80W-90 1 Qt.           |



## Hypoid Gear Multi-Purpose GL-5 Gear Lube

An economical, competitively priced lube for basic rear axle performance needs. Available in 80W-90 and 85W-140.

| Part No.        | Description   |
|-----------------|---|
| AMA160-73116-56 | Hypoid Gear Multi-Purpose Gear Lube 80W-90 Case 12 x 1 Qt.  |
| AMA73116-56     | Hypoid Gear Multi-Purpose Gear Lube 80W-90 1 Qt.            |
| AMA160-73156-56 | Hypoid Gear Multi-Purpose Gear Lube 85W-140 Case 12 x 1 Qt. |
| AMA73156-56     | Hypoid Gear Multi-Purpose Gear Lube 85W-140 1 Qt.           |



## Tri-Vis Plus+ MP Hypoid GL-5 Gear Lube

Tri-Vis is a wide range, multi-grade gear lube (80W-85W-140) with robust additives and improved viscosity modifiers. Tri-Vis may be used to replace 80W-90 and 85W-140 lubes currently being used in mixed fleets.

| Part No.        | Description                                  |
|-----------------|--|
| AMA160-71376-56 | Tri-Vis Plus+ MP Hypoid GL-5 Case 12 x 1 Qt. |
| AMA71376-56     | Tri-Vis Plus+ MP Hypoid GL-5 1 Qt.           |



## Transmission Fluids DX III-H/M Transmission Fluid

DX III-H/M transmission fluid is a premium, multi-purpose automatic transmission fluid for use in transmissions specifying Dexron III H/Mercon fluid as well as Allison C-3 and C-4 fluids.

| Part No.        | Description                                   |
|-----------------|---|
| AMA160-72836-56 | DX III-H/M Transmission Fluid Case 12 x 1 Qt. |
| AMA72836-56     | DX III-H/M Transmission Fluid 1 Qt.           |



## Universal Synthetic Automatic Transmission Fluid

Universal Synthetic Automatic Transmission Fluid is a full synthetic fluid designed for use in any modern traditional automatic transmissions.

| Part No.        | Description  |
|-----------------|--|
| AMA160-72866-56 | Universal Synthetic Automatic Transmission Fluid Case 12 x 1 Qt. |
| AMA72866-56     | Universal Synthetic Automatic Transmission Fluid 1 Qt.           |



## Dexron VI Synthetic Automatic Transmission Fluid

Dexron VI is a synthetic blend, newly formulated and licensed and approved for universal use in passenger cars and light trucks requiring Dexron VI or earlier generation Dexron.

| Part No.        | Description  |
|-----------------|--|
| AMA160-72876-56 | Dexron VI Synthetic Automatic Transmission Fluid Case 12 x 1 Qt. |
| AMA72876-56     | Dexron VI Synthetic Automatic Transmission Fluid 1 Qt.           |





## Transmission Fluids -Cont.

### Ford Type F Fluid

Ford Type F is an excellent, durable fluid for use wherever a 2-P or M2C33-F fluid is recommended.

| Part No.                        | Description                       |
|---------------------------------|-----------------------------------|
| <a href="#">AMA160-62836-56</a> | Ford Type F Fluid Case 12 x 1 Qt. |
| <a href="#">AMA62836-56</a>     | Ford Type F Fluid 1 Qt.           |



### Chrysler ATF+4

Chrysler ATF+4 is recommended for Daimler Chrysler automatic transmissions.

| Part No.                        | Description                          |
|---------------------------------|--------------------------------------|
| <a href="#">AMA160-62886-56</a> | Chrysler ATF+4 Fluid Case 12 x 1 Qt. |
| <a href="#">AMA62886-56</a>     | Chrysler ATF+4 Fluid 1 Qt.           |



### Mercon® V Synthetic Automatic Transmission Fluid

Mercon V is a new formulation for use in new Ford transmissions and transaxles. Mercon V meets the new Ford requirements as well as requirements of vehicles requiring Mercon ATF, Dexron III, Chrysler ATF+3 and ATF+4, and Allison C-3 and C-4.

| Part No.                        | Description   |
|---------------------------------|---|
| <a href="#">AMA160-62856-56</a> | Mercon® V Synthetic Automatic Transmission Fluid Case 12 x 1Qt. |
| <a href="#">AMA62856-56</a>     | Mercon® V Synthetic Automatic Transmission Fluid 1 Qt.          |



## Motor Oils

### Imperial Turbo Formula Motor Oils

Amalie pioneered the concept of multiple viscosity motor oils in the early 1950's and the legend continues with Imperial Turbo Formula. Imperial Turbo protects regardless of what the operating temperatures are. Meets or exceeds new car manufacturer warranty requirements. API-certified for compatibility with catalytic converters.



| Part No.                        | Description                           |
|---------------------------------|---------------------------------------|
| <a href="#">AMA160-71076-56</a> | Imperial Turbo 10W-30 Case 12 x 1 Qt. |
| <a href="#">AMA71076-56</a>     | Imperial Turbo 10W-30 1 Qt.           |
| <a href="#">AMA160-71086-56</a> | Imperial Turbo 10W-40 Case 12 x 1 Qt. |
| <a href="#">AMA71086-56</a>     | Imperial Turbo 10W-40 1 Qt.           |
| <a href="#">AMA160-71046-56</a> | Imperial Turbo 5W-20 Case 12 x 1 Qt.  |
| <a href="#">AMA71046-56</a>     | Imperial Turbo 5W-20 1 Qt.            |
| <a href="#">AMA160-71066-56</a> | Imperial Turbo 5W-30 Case 12 x 1 Qt.  |
| <a href="#">AMA71066-56</a>     | Imperial Turbo 5W-30 1 Qt.            |

### Pro High-Performance Synthetic Blend Motor Oil

A blend of high-quality synthetics and mineral base stocks for outstanding engine protection under severe driving conditions including high-stress racing use. API-certified for catalytic converter compatibility.

| Part No.                        | Description            |
|---------------------------------|------------------------|
| <a href="#">AMA160-75676-56</a> | 10W-30 Case 12 x 1 Qt. |
| <a href="#">AMA75676-56</a>     | 10W-30 1 Qt.           |
| <a href="#">AMA160-75686-56</a> | 10W-40 Case 12 x 1 Qt. |
| <a href="#">AMA75686-56</a>     | 10W-40 1 Qt.           |
| <a href="#">AMA160-75636-56</a> | 15W-50 Case 12 x 1 Qt. |
| <a href="#">AMA75636-56</a>     | 15W-50 1 Qt.           |
| <a href="#">AMA160-75696-56</a> | 20W-50 Case 12 x 1 Qt. |
| <a href="#">AMA75696-56</a>     | 20W-50 1 Qt.           |
| <a href="#">AMA160-75646-56</a> | 5W-20 Case 12 x 1 Qt.  |
| <a href="#">AMA75646-56</a>     | 5W-20 1 Qt.            |
| <a href="#">AMA160-75666-56</a> | 5W-30 Case 12 x 1 Qt.  |
| <a href="#">AMA75666-56</a>     | 5W-30 1 Qt.            |
| <a href="#">AMA160-65696-56</a> | 5W-40 Case 12 x 1 Qt.  |
| <a href="#">AMA65696-56</a>     | 5W-40 1 Qt.            |
| <a href="#">AMA160-75616-56</a> | 5W-50 Case 12 x 1 Qt.  |
| <a href="#">AMA75616-56</a>     | 5W-50 1 Qt.            |
| <a href="#">AMA160-65676-56</a> | 70W Case 12 x 1 Qt.    |
| <a href="#">AMA65676-56</a>     | 70W 1 Qt.              |



### Elixir Full Synthetic Motor Oil

Protects better than it has to because it is formulated with state-of-the-art additives and 100% synthetic base stocks. Carefully developed to meet the most current API Service Classification.

| Part No.                        | Description                                  |
|---------------------------------|--|
| <a href="#">AMA65776-56</a>     | Elixir Full Synthetic 0W-40 1 Qt.            |
| <a href="#">AMA75766-56</a>     | Elixir Full Synthetic 5W-30 1 Qt.            |
| <a href="#">AMA75716-56</a>     | Elixir Full Synthetic 5W-50 1 Qt.            |
| <a href="#">AMA160-75736-56</a> | Elixir Full Synthetic 15W-50 Case 12 x 1 Qt. |
| <a href="#">AMA75736-56</a>     | Elixir Full Synthetic 15W-50 1 Qt.           |



### Super Damper

Super Dampers are unaffected by heat and control vibration throughout the entire RPM range. Dampers have unique, fully captured inertia rings, and patent-pending elastomer O-ring mountings for unequalled engine protection.



| Application                         | Engine | Part No.                  | Weight |
|-------------------------------------|--------|---------------------------|--------|
| Duramax Diesel, 6 Rib - 2001 - 2005 | 6.6L   | <a href="#">AT1917371</a> | 15 lbs |
| Duramax Diesel, 6 Rib - 2006 - 2010 | 6.6L   | <a href="#">AT1917369</a> | 15 lbs |





**AMR100**

American Racing continues its tradition of off-road performance with the latest ATX Series All-Terrain Wheels. The wheels have been tested by the ATX Dirt Team at some of the most demanding off-road races in the world, such as the SCORE Baja 1000 and CORR racing series. Not only are the Forged and Teflon® styles sure to enhance your performance, they are sure to make a statement in any environment.



An inspiring line of new truck and SUV wheels are sure to make everyone stand back and take notice. With larger sizes, new finishes and aggressive styles, nothing is going to stand in your way of rolling out big.

**Call For Applications**



Autolite Spark Plugs use a copper center electrode sheathed in nickel chromium alloy to provide superior heat dissipation. A multi-rib insulator reduces the chances of "flash-over", and a longer insulator resists carbon fouling, allowing combustion deposits to burn away.



**Call For Applications**



## High-Performance Series

The High-Performance Series delivers superb weight transfer, with more torque, delivered to the high traction wheel.



| Part No.              | Size            | Applications                                   | Ratios      | Side Gear Spline | Model Years  |
|-----------------------|-----------------|--|-------------|------------------|--------------|
| <b>Chrysler</b>       |                 |  |             |                  |              |
| AUB542072             | 8-1/4"          | All Chrysler With 8-1/4 Ring Gear              | 2.71 / Up   | 27 Teeth         | 1968-Present |
| AUB542070             | 9-1/4"          | All Chrysler With 9-1/4 Ring Gear              | 2.71 / 4.10 | 31 Teeth         | 1984-Present |
| <b>Ford</b>           |                 |  |             |                  |              |
| AUB542079             | 8.8"            | All Trucks                                     | All Ratios  | 28 Teeth         | 1979-Present |
| AUB542025             | 8.8"            | All Trucks                                     | All Ratios  | 31 Teeth         | 1983-Present |
| <b>General Motors</b> |                 |  |             |                  |              |
| AUB542057             | 7-1/2" & 7-5/8" | S-Trucks, M-Van                                | 3.23 / Up   | 26 Teeth         | 1976-1988    |
| AUB542058             | 7-1/2" & 7-5/8" | Same As Above                                  | 3.08 / Down | 26 Teeth         | 1976-1988    |
| AUB542040             | 7-1/2" & 7-5/8" | Same As Above; Also 1991 And Later Isuzu Rodeo | 3.23 / Up   | 28 Teeth         | 1988-Present |
| AUB542041             | 7-1/2" & 7-5/8" | Same As Above; Also 1991 And Later Isuzu Rodeo | 3.08 / Down | 28 Teeth         | 1988-Present |
| AUB542018             | 8-1/2"          | All 8-1/2 10 - Bolt Axles                      | 2.73 / Up   | 28 Teeth         | 1988 & Prior |
| AUB542022             | 8-1/2"          | Same As Above                                  | 2.73 / Up   | 30 Teeth         | 1989-Present |



## Pro Series

The Pro Series offers ultimate Hi-Bias differential to deliver more torque, traction and faster engagement.

| Part No.  | Size   | Applications                               | Ratios      | Side Gear Spline | Model Years   |
|---|--------|--|-------------|------------------|---------------|
| <b>Chrysler</b>   |        |  |             |                  |               |
| AUB542051   | 8-3/4" | All Chrysler Products With 8-3/4 Ring Gear | 2.76-6.14   | 30 Teeth         | 1957-1973     |
| <b>Ford</b>   |        |  |             |                  |               |
| AUB542054   | 8.8"   | Fits 8.8 Truck                             | All Ratios  | 31 Teeth         | 1983-Present  |
| AUB542036   | 9"     | All Cars And Trucks                        | All Ratios  | 31 Teeth         | 1957-1985     |
| AUB542043   | 9"     | All Cars And Trucks                        | All Ratios  | 28 Teeth         | 1957-1985     |
| <b>Note:</b> (Ford 8" and 9" Pro Series models use Ford part no. D802-4216-B Ring Gear Bolts or equivalent) |        |  |             |                  |               |
| <b>General Motors</b>   |        |  |             |                  |               |
| AUB542050   | 8-1/2" | All 8-1/2 10-Bolt Axles                    | 2.73 / Up   | 28 Teeth         | 1988 & Prior  |
| AUB542032   | 8-7/8" | 12-Bolt Series 4-Truck                     | 3.73 / Up   | 30 Teeth         | 1964-1982-1/2 |
| AUB542034   | 8-7/8" | 12-Bolt Series 3-Truck                     | 2.76 - 3.42 | 30 Teeth         | 1964-1982-1/2 |



**PRO-COMP**  
*Perimeter Incandescent*



**DIGITAL**



**ULTRA-LITE**  
*Perimeter Incandescent*



**Z SERIES™**  
*Perimeter Incandescent*



**COBALT**  
*Blue LED Through The Dial*



**TRADITIONAL CHROME™**  
*Perimeter Incandescent*



**ULTRA-LITE®**  
*White LED Through The Dial*



*Blue LED Full Dial*



**Autogage**  
*Perimeter Incandescent*



**Phantom**  
*Perimeter Incandescent*



**ULTRA-NITE**  
*Glow In The Dark*



**SPORT-COMP**  
*Perimeter Incandescent*



**TOT Phantom™**  
*White LED Through The Dial*



**VES**  
*Red LED Through The Dial*



*Green LED Through The Dial*



**TOT SPORT-COMP™**  
*White LED Through The Dial*



**Factory Match**  
*Blue Green LED Through the Dial*



**AMERICAN MUSCLE™**  
*White LED Full Dial*



**MCX™**  
*White LED Full Dial*



**NV™**  
*Green LED Full Dial*



**Carbon Fiber**  
*Perimeter Incandescent*



**CRUISER™**  
*White LED Through The Dial*

Auto Meter offers instrumentation for every need and budget. Call for more information.

## Gauge Pods and Pillars

There is a definite need for more detailed systems information on most new trucks, but there is very little space available to mount auxiliary gauges. Auto Meter Gauge Pods and Gauge Pillars solve the problem of where to mount the gauges and still keep them within view. Pillars replace stock pillar for a factory installed look. Gauges not included.

| Year/Model   | Dual Pods<br>2-1/16" | Single Pods<br>2-1/16" | Single Pillar<br>2-1/16" | Dual Pillar<br>2-1/16" | Triple Pillar<br>2-1/16" |
|--|----------------------|------------------------|--------------------------|------------------------|--------------------------|
| <b>Chevrolet/GM - Full Size</b>                        |                      |                        |                          |                        |                          |
| 1994-02 S10 Pickup                                     | —                    | —                      | —                        | ATM17110<br>1994-98    | —                        |
| 1995-02 Blazer   | —                    | —                      | —                        | ATM17110<br>1994-98    | —                        |
| 2000-06<br>Full Size Truck/<br>Duramax<br>With Speaker | —                    | —                      | —                        | ATM17106               | ATM17107                 |
| 2000-06<br>Full Size Truck/<br>Duramax                 | —                    | ATM15105               | —                        | ATM17104               | ATM17105                 |
| 2007-14<br>Full Size Truck/<br>Duramax<br>With Speaker | —                    | —                      | —                        | ATM17117               | ATM17118                 |
| <b>Dodge</b>   |                      |                        |                          |                        |                          |
| 1998-02 Ram<br>Except 2002 1500                        | —                    | ATM15204               | —                        | —                      | —                        |
| 2002 Ram 1500  | —                    | —                      | —                        | —                      | ATM17213                 |
| 2003-09 Ram  | —                    | —                      | —                        | —                      | ATM17213                 |
| 2010-18 Ram<br>(Replacement)                           | —                    | —                      | —                        | ATM17218               | ATM17219                 |
| <b>Ford</b>  |                      |                        |                          |                        |                          |
| 1997-03<br>F-150 And Expedition                        | ATM15303             | ATM15304               | —                        | —                      | ATM17305                 |
| 2002-03 F-150  | —                    | —                      | —                        | —                      | ATM17311                 |
| 2004-07 F-150  | ATM15312             | —                      | —                        | —                      | —                        |
| 1999-02 Super Duty                                     | —                    | —                      | —                        | ATM17306               | ATM17307                 |
| 2003-07 Super Duty                                     | —                    | —                      | —                        | ATM17306               | ATM17307                 |
| 1993-02 Ranger   | ATM15308             | ATM15309               | —                        | —                      | —                        |
| <b>Jeep</b>  |                      |                        |                          |                        |                          |
| 2007-10 Jeep JK  | —                    | —                      | —                        | ATM15221               | —                        |



Single Pod

Dual Pod



Dual Pillar

Triple Pillar

## Diesel Truck Gauge Kits

| Year/Model                      | Dual<br>A- Pillar | Triple A-Pillar |
|---------------------------------|-------------------|-----------------|
| <b>Ultra-Lite (Silver)</b>      |                   |                 |
| 2000-06 Chevy Duramax/Silverado | ATM7084           | —               |
| <b>Z-Series (Black)</b>         |                   |                 |
| 2003-08 Ford Powerstroke/SD     | —                 | ATM7072         |
| <b>Phantom (White)</b>          |                   |                 |
| 2003-07 Dodge Ram Taupe         | —                 | ATM7098         |
| <b>Factory Match</b>            |                   |                 |
| 1999-07 Ford Super Duty         | —                 | ATM7077         |

### Notes

- Single Pillar includes transmission temperature gauge.
- Dual Pillar includes boost and pyrometer gauge.
- Triple Pillar includes boost, pyrometer, and transmission temperature gauge.
- Dual and Triple Pillars for Dodge Ram included hole for speaker.



### Diesel Factory Match Gauges

Ideal for use in pods, highly accurate gauges match the original equipment instruments in Ford diesel pickups and SUV's. Gauges are 2-1/16" diameter with black dial faces and red pointers.



| Part No.                            | Description  |
|-------------------------------------|--|
| <b>1999-07 Ford</b>                 |  |
| ATM8404                             | Boost, 0-35 PSI  |
| ATM8405                             | Boost, 0-60 PSI  |
| ATM8449                             | Transmission Temperature, 100°-250°F, Short Sweep Electric |
| <b>2003-09 3rd Generation Dodge</b> |  |
| ATM8504                             | Boost, 0-35 PSI, Full Sweep Mechanical                     |
| ATM8505                             | Boost, 0-60 PSI, Full Sweep Mechanical                     |
| ATM8544                             | Pyrometer/EGT, 0-1,600°F, Digital Stepper Motor            |
| ATM8549                             | Transmission Temperature, 100-250°F, Short Sweep Electric  |
| <b>2010-14 4th Generation Dodge</b> |  |
| ATM8508                             | Boost, 0-60 PSI, Full Sweep Mechanical                     |

### Dash Pods for 2-1/16" Gauges

Gauges not included.



| Year               | Description | Part No. |
|--------------------|-------------|----------|
| <b>Ford</b>        |             |          |
| 1999-04 Super Duty | Triple Pod  | ATM15016 |
| <b>Jeep</b>        |             |          |
| 1997-06 TJ         | Dual Pod    | ATM15219 |
| 2007-10 JK         | Triple Pod  | ATM5380  |

### Steering Column Pods

Mounts gauges on top of the steering column. Gauges not included.



ATM15012

| Year         | Description                            | Part No.  |
|--------------|--|-----------|
| <b>Dodge</b> |  |           |
| 1994-02      | (All), Single 2-1/16"                  | ATM15012* |
| 2003-08      | (All), Single 2-1/16"                  | ATM15013  |
| 2003-08      | (All), Dual 2-1/16"                    | ATM15014  |
| <b>Ford</b>  |  |           |
| 1999-04      | F250/F350 Auto. Trans., Single 2-1/16" | ATM15010  |
| 1997-01      | F-150 Auto. Trans., Single 2-1/16"     | ATM15004  |

\* Except 2002 1500, use ATM15013

### Overhead Console Pods for 2-1/16" Gauges



| Year/Model                 | Dual Pods | Triple Pods | Quad Pods |
|----------------------------|-----------|-------------|-----------|
| <b>Chevy</b>               |           |             |           |
| 2000-06 Chevy/GM Full Size | ATM18022  | —           | —         |
| <b>Dodge</b>               |           |             |           |
| 2003-08 Dodge Ram          | ATM18016  | ATM18017    | ATM18018  |
| <b>Ford</b>                |           |             |           |
| 1999-04 Ford Super Duty    | ATM18016  | ATM18017    | ATM18018  |

### Console Pods For 2-1/16" Gauges

Gauges not included.



ATM15021



ATM15018

| Year                   | Description        | Part No. |
|------------------------|--------------------|----------|
| <b>Dodge Ram</b>       |                    |          |
| 2003-05                | Triple Console Pod | ATM15021 |
| <b>Ford Super Duty</b> |                    |          |
| 1999-06                | Triple Pod         | ATM15018 |

### Edge Attitude Pods And Pillar Mounts

Full Pillars replace A-Pillar for a factory, installed look. Mount the Edge Attitude for maximum visibility.

| Part No.                          | Year/Model  |
|-----------------------------------|---|
| <b>Edge Attitude Full Pillars</b> |   |
| ATM13006                          | 2003-09 Dodge Ram (Molded In Factory Taupe Color) |



## Ventvisor

The Ventvisor keeps the rain out and lets fresh air in. Leave windows partially open to reduce heat buildup in parked vehicles, without worrying about rain. Installs with strong, automotive-grade tape - no drilling required. Available to fit most truck and SUVs, Ventvisor is made to last, and comes with a limited lifetime warranty.



| Year             | Model                                     | Front & Rear<br>4 Pc. | Front Only<br>2 Pc. |
|------------------|---|-----------------------|---------------------|
| <b>Chevrolet</b> |   |                       |                     |
| 2007-13          | Avalanche                                 | VEN94515              | —                   |
| 2002-06          | Avalanche                                 | VEN94355              | —                   |
| 1995-05          | Blazer, 2Dr, S-Series, New Body Style     | —                     | VEN92127            |
| 1995-05          | Blazer, 4Dr, S Series                     | VEN94644              | —                   |
| 2005-09          | Equinox                                   | VEN94319              | —                   |
| 2010-17          | Equinox                                   | VEN94166              | —                   |
| 1994-03          | Pickup, S-10                              | —                     | VEN92127            |
| 2014-18          | Silverado 1500, Crew Cab                  | VEN94536              | —                   |
| 2007-13          | Silverado, Crew Cab, New Body Style       | VEN94515              | —                   |
| 2001-07          | Silverado, Crew Cab, Classic              | VEN94355              | —                   |
| 1992-00          | Pickup, Crew Cab                          | VEN94095              | —                   |
| 2014-18          | Silverado 1500, Regular Cab               | —                     | VEN92301            |
| 2007-13          | Silverado, Standard Cab, New Body Style   | —                     | VEN92326            |
| 1999-07          | Silverado, Standard Cab                   | —                     | VEN92956            |
| 2014-18          | Silverado 1500, Double Cab                | VEN94528              | —                   |
| 2019             | Silverado 1500                            | VEN94805              | VEN92446            |
| 2007-13          | Silverado, Extended Cab                   | VEN94040              | —                   |
| 1999-07          | Silverado, Extended Cab, 4 pc, Classic    | VEN94044              | —                   |
| 2015-19          | Suburban                                  | VEN94966              | —                   |
| 2007-14          | Suburban                                  | VEN94515              | —                   |
| 2000-06          | Suburban                                  | VEN94355              | —                   |
| 2015-19          | Tahoe                                     | VEN94531              | —                   |
| 2007-14          | Tahoe                                     | VEN94514              | —                   |
| 2000-06          | Tahoe, 4 Dr.                              | VEN94304              | —                   |
| 1995-00          | Tahoe, 4 Dr.                              | VEN94095              | —                   |
| 2002-09          | TrailBlazer EXT                           | VEN94240              | —                   |
| 2006-09          | TrailBlazer SS                            | VEN94733              | —                   |
| 2009-17          | Traverse                                  | VEN94161              | —                   |
| 1996-17          | Van, Express, Full Size                   | —                     | VEN92455            |
| <b>Dodge</b>     |   |                       |                     |
| 2005-10          | Dakota, Quad Cab                          | VEN94656              | —                   |
| 1997-04          | Dakota, Standard Cab                      | —                     | VEN92438            |
| 2006-09          | Ram, Mega Cab                             | VEN94845              | —                   |
| 1994-02          | Ram, Old Body Style, Except Towing Mirror | —                     | VEN92352            |
| 2002-08          | Ram, Standard Cab                         | —                     | VEN92607            |
| 2009-18          | Ram 1500, Standard Cab                    | —                     | VEN92002            |
| 2002-08          | Ram 1500, Quad Cab                        | VEN94623              | —                   |
| 2009-18          | Ram 1500, Quad Cab                        | VEN94101              | —                   |
| 2009-18          | Ram 1500, Crew Cab                        | VEN94109              | —                   |
| 2019             | Ram 1500, Crew Cab                        | VEN94806              | —                   |
| 2019             | Ram 1500, Quad Cab                        | VEN94813              | —                   |
| 2003-09          | Ram, 2500/3500, Standard Cab              | VEN94623              | VEN92607            |
| 2010-18          | Ram 2500/3500, Standard Cab               | —                     | VEN92002            |
| 2003-09          | Ram 2500/3500, Quad Cab                   | VEN94623              | —                   |
| 2010-18          | Ram 2500/3500, Crew Cab                   | VEN94109              | —                   |
| 2010-18          | Ram 2500/3500, Extended Cab               | VEN94109              | —                   |

| Year        | Model                                | Front & Rear<br>4 Pc. | Front Only<br>2 Pc. |
|-------------|--------------------------------------|-----------------------|---------------------|
| <b>Ford</b> |                                      |                       |                     |
| 2018-19     | Expedition                           | VEN94785              | —                   |
| 1997-17     | Expedition                           | VEN94233              | —                   |
| 2007-17     | Expedition XL                        | VEN94233              | —                   |
| 2002-10     | Explorer, 4DR                        | VEN94819              | —                   |
| 2011-19     | Explorer                             | VEN94293              | —                   |
| 2004-14     | F150, Super Cab                      | VEN94738              | —                   |
| 2015-19     | F150, Super Cab                      | VEN94974              | —                   |
| 2009-14     | F150 Super Crew                      | VEN94155              | —                   |
| 2015-19     | F150, Super Crew                     | VEN94975              | —                   |
| 1997-03     | F150/F250, Light Duty, Extended Cab  | VEN94808              | —                   |
| 2004-08     | F150 Super Crew                      | VEN94443              | —                   |
| 1997-03     | F150/F250, Light Duty                | —                     | VEN92754            |
| 1999-16     | F250-F750, Crew Cab, Super Duty      | VEN94953              | —                   |
| 2017-19     | F250-F450, Super Cab                 | VEN94974              | —                   |
| 1999-16     | F250-F750, Super Duty                | —                     | VEN92503            |
| 1999-16     | F250/F350, Super Duty, Extended Cab  | VEN94522              | —                   |
| 2017-19     | F250-F450, Super Crew                | VEN94975              | —                   |
| 1993-11     | Ranger                               | —                     | VEN92083            |
| 1993-11     | Ranger, Extended Cab, Fixed Windows  | VEN94423              | —                   |
| <b>GMC</b>  |                                      |                       |                     |
| 1998-01     | Envoy                                | VEN94644              | —                   |
| 2002-09     | Envoy XL                             | VEN94240              | —                   |
| 2004-06     | Envoy XUV                            | VEN94240              | —                   |
| 1995-05     | Jimmy, 4 Dr, S-Series                | VEN94644              | —                   |
| 1995-05     | Jimmy, 2 Dr, S-Series                | —                     | VEN92127            |
| 1992-00     | Full Size Pickup, Crew Cab           | VEN94095              | —                   |
| 1999-07     | Sierra, Standard Cab                 | —                     | VEN92956            |
| 2007-13     | Sierra, Standard Cab, New Body Style | —                     | VEN92326            |
| 2014-18     | Sierra 1500, Regular Cab             | —                     | VEN92301            |
| 1992-99     | Suburban                             | VEN94095              | —                   |
| 1999-07     | Sierra, Extended Cab, Classic        | VEN94044              | —                   |
| 2007-13     | Sierra, Extended Cab, New Body Style | VEN94040              | —                   |
| 2014-18     | Sierra 1500, Double Cab              | VEN94528              | —                   |
| 2001-07     | Sierra 2500, Crew Cab                | VEN94355              | —                   |
| 2007-18     | Sierra 2500, Crew Cab                | VEN94515              | —                   |
| 2014-18     | Sierra, 1500, Crew Cab               | VEN94531              | —                   |
| 1996-17     | Van, Savana, Full Size               | —                     | VEN92455            |
| 2015-18     | Yukon                                | VEN94531              | —                   |
| 2007-14     | Yukon                                | VEN94514              | —                   |
| 2000-06     | Yukon                                | VEN94304              | —                   |
| 2007-14     | Yukon XL                             | VEN94515              | —                   |
| 2000-06     | Yukon XL                             | VEN94355              | —                   |
| 1995-00     | Yukon                                | VEN94095              | —                   |
| 2001-06     | Yukon Denali                         | VEN94304              | —                   |
| 2001-06     | Yukon Denali XL                      | VEN94355              | —                   |
| <b>Jeep</b> |                                      |                       |                     |
| 2002-07     | Liberty                              | VEN94428              | —                   |



## Ventvisor - In Channel

The In Channel Ventvisor secures inside the window channel, so no tape attaches to the outside of the vehicle. The sleek, streamlined design reduces wind noise and doesn't obstruct side-view mirrors. Ventvisors install easily with no drilling required, and are covered by a limited lifetime warranty.


| Year             | Model                                    | Front & Rear<br>4 Pc. | Front Only<br>2 Pc. |
|------------------|--|-----------------------|---------------------|
| <b>Chevrolet</b> |  |                       |                     |
| 2007-13          | Avalanche                                | VEN194515             | —                   |
| 2002-06          | Avalanche                                | VEN194355             | —                   |
| 2015-19          | Colorado Extended Cab                    | —                     | VEN192232           |
| 1999-07          | Silverado, Standard Cab                  | —                     | VEN192956           |
| 2001-08          | Silverado, Crew Cab, Classic             | VEN194355             | —                   |
| 2007-13          | Silverado, Standard Cab                  | —                     | VEN192326           |
| 2014-18          | Silverado 1500, Regular Cab              | —                     | VEN192301           |
| 2007-13          | Silverado, Extended Cab                  | VEN194040             | —                   |
| 2014-18          | Silverado 1500, Double Cab               | VEN194528             | —                   |
| 2007-13          | Silverado, Crew Cab                      | VEN194515             | —                   |
| 2014-18          | Silverado 1500, Crew Cab                 | VEN194536             | —                   |
| 2019             | Silverado 1500                           | VEN194805             | VEN192446           |
| 2015-19          | Suburban                                 | VEN194966             | —                   |
| 2007-14          | Suburban                                 | VEN194515             | —                   |
| 2000-06          | Suburban                                 | VEN194355             | —                   |
| 2007-13          | Tahoe                                    | VEN194514             | —                   |
| 2015-19          | Tahoe                                    | VEN194531             | —                   |
| 2002-09          | TrailBlazer, Excluding EXT And SS        | VEN194733             | —                   |
| <b>Dodge</b>     |  |                       |                     |
| 1994-02          | Ram, Old Body Style Except Towing Mirror | —                     | VEN192352           |
| 2009-18          | Ram 1500, Standard Cab                   | —                     | VEN192002           |
| 2002-08          | Ram, Quad Cab                            | VEN194623             | —                   |
| 2009-18          | Ram 1500, Quad Cab                       | VEN194101             | —                   |
| 2010-18          | Ram 1500, Crew Cab/Mega Cab              | VEN194109             | —                   |
| 2003-09          | Ram, Crew Cab, 2500/3500, Quad Cab       | VEN194623             | —                   |
| 2009-18          | Ram 1500, Crew Cab                       | VEN194109             | —                   |
| 2019             | Ram 1500, Crew Cab                       | VEN194806             | —                   |

| Year        | Model                               | Front & Rear<br>4 Pc. | Front Only<br>2 Pc. |
|-------------|-------------------------------------|-----------------------|---------------------|
| <b>Ford</b> |                                     |                       |                     |
| 2009-14     | F150, Standard Cab                  | —                     | VEN192741           |
| 1997-03     | F150/F250 Light Duty, Extended Cab  | —                     | VEN192754           |
| 2015-19     | F150, Super Crew                    | VEN194975             | —                   |
| 2009-14     | F150, Super Crew                    | VEN194155             | —                   |
| 2004-08     | F150, Super Crew                    | VEN194443             | —                   |
| 2015-19     | F150, Super Cab                     | VEN194974             | —                   |
| 2004-14     | F150, Super Cab/Extended Cab        | VEN194738             | —                   |
| 1999-16     | F250-F750, Standard Cab, Super Duty | —                     | VEN192503           |
| 1999-16     | F250-F550, Crew Cab, Super Duty     | VEN194953             | —                   |
| 2017-19     | F250, Crew Cab                      | VEN194381             | —                   |
| 2017-19     | F250, Extended Cab                  | VEN194727             | —                   |
| 1993-11     | Ranger                              | —                     | VEN192083           |
| 2018-19     | Expedition                          | VEN194785             | —                   |
| <b>GMC</b>  |                                     |                       |                     |
| 1999-07     | Sierra, Standard Cab                | —                     | VEN192956           |
| 2007-13     | Sierra, Extended Cab                | VEN194040             | —                   |
| 2014-18     | Sierra 1500, Double Cab             | VEN194528             | —                   |
| 2007-13     | Sierra, Standard Cab                | —                     | VEN192326           |
| 2014-18     | Sierra 1500, Regular Cab            | —                     | VEN192301           |
| 2007-13     | Sierra, Crew Cab                    | VEN194515             | —                   |
| 2014-18     | Sierra 1500, Crew Cab               | VEN194536             | —                   |
| 2004-12     | Canyon, Standard Cab                | —                     | VEN192457           |
| 2015-19     | Canyon, Extended Cab                | —                     | VEN192232           |
| 2001-06     | Yukon Denali                        | VEN194304             | —                   |
| 2001-06     | Yukon Denali XL                     | VEN194355             | —                   |
| 2015-19     | Yukon                               | VEN194531             | —                   |
| 2015-18     | Yukon XL                            | VEN194966             | —                   |
| 2007-13     | Yukon                               | VEN194514             | —                   |
| 2007-13     | Yukon XL                            | VEN194515             | —                   |
| 2000-06     | Yukon                               | VEN194304             | —                   |
| 2000-06     | Yukon XL                            | VEN194355             | —                   |

## Ventvisor-Low Profile

Keep the rain out and reduce wind noise while driving. The lowest profile window deflector available, the Low Profile Ventvisor is available for several crew-cab trucks. Installs easily using automotive-grade tape, and comes with a limited lifetime warranty.

| Year             | Model                             | Front & Rear 4 Pc. |
|------------------|-----------------------------------|--------------------|
| <b>Chevrolet</b> |                                   |                    |
| 2015-18          | Silverado 1500/2500, Crew Cab     | VEN894033          |
| 2015-18          | Silverado 1500/2500, Extended Cab | VEN894040          |
| <b>Ford</b>      |                                   |                    |
| 2018-19          | Expedition                        | VEN894057          |
| 2009-14          | F150, Super Crew                  | VEN894011          |
| 2011-14          | F150, SVT Raptor Super Crew       | VEN894011          |
| <b>GMC</b>       |                                   |                    |
| 2015-18          | Sierra 1500/2500, Crew Cab        | VEN894033          |
| 2019             | Sierra 1500 (Smoke)               | VEN894075          |



## Hood Protection Buglector™

The Buglector™ protects the hood and windshield from bugs and road debris. Full-profile design complements the contours of truck's hood. The dark smoke acrylic material maximizes visibility, and the off-hood format makes cleaning easy. Installs easily with no drilling. Made in the USA, Buglector is available for many popular trucks and covered by a limited lifetime warranty.

| Year             | Model   | Part No. |
|------------------|---|----------|
| <b>Chevrolet</b> |   |          |
| 2015-19          | Colorado  | VEN23054 |
| 2016-18          | Silverado 1500                                  | VEN23570 |
| 2015-18          | Silverado 2500 (Excludes Induction System Hood) | VEN23946 |
| 2019             | Silverado 1500                                  | VEN23956 |
| <b>Dodge</b>     |   |          |
| 2019             | Ram 1500  | VEN23953 |
| <b>Ford</b>      |   |          |
| 2009-14          | F-150 (except Raptor)                           | VEN23009 |
| 2017-19          | F-250   | VEN23264 |
| <b>GMC</b>       |   |          |
| 1999-07          | Sierra 1500                                     | VEN23814 |
| 2019             | Sierra 1500                                     | VEN23959 |





## Bugflector II™

Similar to the Bugflector, but with a higher profile, wraparound design to protect hood, windshield, and fenders. Available to fit many popular trucks and SUVs.



| Year             | Model  | Part No. |
|------------------|--|----------|
| <b>Chevrolet</b> |  |          |
| 2003-06          | Avalanche w/o Body Hardware                  | VEN25815 |
| 2015-19          | Colorado                                     | VEN25054 |
| 2003-05          | Silverado                                    | VEN25815 |
| 2007-14          | Silverado 1500                               | VEN25035 |
| 2016-18          | Silverado 1500                               | VEN25570 |
| 2019             | Silverado 1500                               | VEN25956 |
| 2003-04          | Silverado 2500 / 3500                        | VEN25815 |
| 2015-19          | Silverado 2500 (Excl. Induction System Hood) | VEN25946 |
| <b>Dodge</b>     |  |          |
| 2019             | Ram 1500                                     | VEN25953 |
| <b>Ford</b>      |  |          |
| 2011-14          | Edge   | VEN25065 |
| 2001-07          | Escape                                       | VEN24320 |
| 2005-07          | Escape Hybrid                                | VEN24320 |
| 2015-19          | F-150  | VEN25941 |
| 2017-19          | F-250  | VEN25264 |

| Year           | Model                    | Part No. |
|----------------|--------------------------|----------|
| <b>GMC</b>     |                          |          |
| 2015-19        | Canyon                   | VEN25056 |
| 1999-07        | Sierra 1500              | VEN25912 |
| 2007-13        | Sierra 1500              | VEN25159 |
| 2019           | Sierra 1500              | VEN25959 |
| 2001-07        | Sierra 2500 / 3500       | VEN25912 |
| 2007-10        | Sierra 2500 / 3500       | VEN25159 |
| 2000-06        | Yukon / Yukon XL         | VEN25912 |
| 2001-07        | Yukon Denali / Denali XL | VEN25912 |
| <b>Mercury</b> |                          |          |
| 2005-07        | Mariner                  | VEN24320 |
| <b>Jeep</b>    |                          |          |
| 2018-19        | Wrangler JL              | VEN24827 |

## Hoodflector™

Identical to the Bugflector II, but with a sleek, low-profile look. Attaches easily with mechanical fasteners or 3M heavy-duty double-sided tape.

| Year             | Model   | Part No. |
|------------------|---|----------|
| <b>Chevrolet</b> |   |          |
| 2007-13          | Silverado 1500                                  | VEN21136 |
| 2016-18          | Silverado 1500                                  | VEN21570 |
| 2019             | Silverado 1500                                  | VEN21956 |
| 2015-18          | Silverado 2500 (Excludes Induction System Hood) | VEN21946 |
| <b>Dodge</b>     |   |          |
| 2019             | Ram 1500  | VEN21953 |
| <b>GMC</b>       |   |          |
| 2019             | Sierra 1500                                     | VEN21959 |
| <b>Ford</b>      |   |          |
| 1997-02          | Expedition                                      | VEN21747 |
| 1997-03          | F-150 / F-250                                   | VEN21747 |
| 2017-19          | F-250   | VEN21264 |



## Aeroskin LightShield Hood Protector **NEW!**

Aeroskin LightShield™ Hood Protector, the only hood protector that offers amber LED marker lights for the edge of your hood! The light bar consists of 5 LED marker lights and is powered by connecting into the vehicle's parking lights for a seamless integration.

| Year             | Style                | Part No.  |
|------------------|----------------------|-----------|
| <b>Chevrolet</b> |                      |           |
| 2019             | Chevy Silverado 1500 | VEN753168 |
| <b>Ford</b>      |                      |           |
| 2015-19          | Ford F-150           | VEN753096 |
| <b>Jeep</b>      |                      |           |
| 2018-19          | Jeep Wrangler JL     | VEN753156 |
| <b>Dodge</b>     |                      |           |
| 2019             | Dodge Ram 1500       | VEN753163 |



## Eclipse Hood Scoops

The Auto Vent Shade Eclipse Hood Scoop transforms the stock hood into a simulated "Performance Hood". Made of durable, heat resistant, high impact ABS material, the scoops have easy, no-drill installation with concealed 3M adhesive foam tape and can be easily painted to match the factory color of the vehicle. The Hood Scoops come in three sizes: small, medium, and large, to fit multiple vehicle applications.

| Style        | Dimensions          | Part No. |
|--------------|---------------------|----------|
| Medium, Pair | 35 x 13.5 x 2       | VEN80001 |
| Small, Pair  | 28 x 13 x 2-1/2     | VEN80002 |
| Large, Each  | 29-1/4 x 22-1/4 x 2 | VEN80005 |



VEN80002



### Billet Shifter Dial Knob BMM81166 **NEW!**

Machined billet aluminum shifter dial knob has a black anodized finish for a rugged industrial look and is easily installed.




### SuperCooler™ Transmission Coolers

The SuperCooler's rigid stacked-plate design resists damage from rocks and other debris, making it the most efficient cooler for its size and weight. Pressure tested to 200 PSI, the cooler includes an installation kit.



| Size                  | BTU Rating | Part No. |
|-----------------------|------------|----------|
| 11" x 5-3/4" x 3/4"   | 9,800      | BMM70255 |
| 11" x 7-1/4" x 3/4"   | 13,000     | BMM70268 |
| 11" x 5-3/4" x 1-1/2" | 14,400     | BMM70264 |
| 11" x 8" x 1-1/2"     | 20,500     | BMM70266 |



### TECH TIP

Secure the shift cable as far away from the exhaust as possible using tie wraps and fabricate a heat shield out of thin sheet metal and attach it to the exhaust pipe with muffler clamps.

### Nodular Iron Differential Covers For Jeep® Wranglers & JJs **NEW!**


B&M Nodular Iron Differential Covers for Jeep® Wranglers and JJs, are engineered to stand up to the rocks and ruts that plague ordinary covers. Developed specifically for new Dana 44 AdvanTek differentials, they feature a durable black powder-coated clear-gloss finish with a machined B&M logo and rugged reinforcing ribs for maximum strength and durability. The dipstick has an easy-grip knurled finish and is magnetized to capture metal particles and protect the gears, and the covers come with detailed, easy-to-follow instructions and all the hardware a fast, easy at-home install.



| Year    | Description                              | Length | Width | Height | Weight | Part No. |
|---------|--|--------|-------|--------|--------|----------|
| 2018-19 | Wrangler JL Iron Diff Cover, D44A, Rear  | 14     | 14    | 5      | 105    | BMM12313 |
| 2018-19 | Wrangler JL Iron Diff Cover, D44A, Front | 14     | 14    | 5      | 105    | BMM12314 |

### Hi-Tek Engine Oil And Automatic Transmission Cooler BMM70298

Fin and plate-style cooler with 12-volt electric fan and built-in mounting bracket offers quick, efficient cooling and is perfect for trans-brake equipped drag cars. Cooler has 1/2" NPT fittings and thermal switch activated fan when temperatures exceed 175°F. Specifications: 10" x 7-1/2" x 4", 7" dia. fan @ 350 CFM, 6 Amps, 5 lbs.



### Shiftplus™ Electronic Shift Improver For Electronic Auto Transmissions

The Shiftplus recalibrates late model electronically-controlled automatic transmissions for optimum performance and extended life. Unit reduces slippage and heat, while improving shift quality without having to remove the oil pan or valve body. A simple switch allows selecting between stock or high performance shifting modes. Installs in literally minutes and is 50-state emissions legal.



| Year    | Description                                   | Part No. |
|---------|---|----------|
| 1993-98 | GM RWD/4WD With 4L60E And 4L80E Transmissions | BMM70380 |
| 1994-97 | F-Series With E40D Transmissions              | BMM70381 |





## Brake Systems

### Extreme/Extreme+ Option **NEW**

The Extreme+ is Baer's first monoblock system offering, and features a 6-piston monoblock caliper mated to a 14" or 15" 2-piece rotor. The Extreme is the same basic system, but features a 1-piece rotor. In many cases both systems allow for rears also that will be a visual match for a balanced look.

**Call for applications.**



### Pro/Pro+ **NEW**

The Pro/Pro+ is Baer's best-selling brake system! The front kits include a 6-piston caliper and a 13" or 14" diameter 2-piece rotor. Our Pro system is identical to the Pro+ except that it includes a 1-piece rotor instead of a 2-piece. Both systems will allow you to have the exact same looking brake front and rear!

**Call for applications.**



### Track 4 **NEW**

The Track4 replaces the Track 2-piston system that we offered for years with the PBR based calipers. The Track4 is only available with 13" 1-piece rotors and is a great brake upgrade for customers looking to fill their 17" wheels and update their truck to a modern braking System.

**Call for applications.**



### SS4/SS4+ **NEW**

The SS4+ 11" front system features all the benefits of our larger brake systems, just in a smaller package to fit 15" wheels. This is a perfect system for the customer looking to retain a factory type 15" wheel, or the enthusiast that wants a larger wheel with the option to change back to the stock look.

**Call for applications.**



## Premium Performance Rotors

### ERADISpeed **NEW**

Baer has redeveloped its Eradispeed line of premium performance rotors. Featuring slotted, cross-drilled, zinc-coated and directionally vanned units that are purposecast with quality iron materials for performance far beyond the factory rotors they replace. Furthermore, Eradispeed's curve-vaned design provides greater airflow and heat dissipation.

**Call for applications.**



### ES+

Stock rotor size  
2-piece



### ES1

Larger than stock (size varies)  
1-piece

### ES+1

Larger than stock (size varies)  
2-piece



### Wheel Spacers **NEW**

The Baer wheel spacer is a great tool to get a desired brake system to fit inside a wheel. They are fully machined in-house from US-sourced 6061-T6 aluminum and are available in a wide variety of bolt patterns and sizes.

**Call for applications.**



## SPORTPADS

Baer Sport Pads are the highest-friction ceramic pad available today with features that deliver the best balance between maximum performance and your daily driving. The pads are low-noise, non-abrasive, with light colored dust and great cold response and performance stability at high temperature. Baer brake pads also feature smooth progressive modulation, long pad life and low rotor wear.

**Call for applications.**



## SPORTROTORS

Premium direct replacement rotors with cross-drilled, slotted and zinc plated surfaces, that deliver brilliant appearance and performance. Ever increasing wheel diameters and open spoke designs have made brakes an integral part of vehicle styling and Baer's Sport Rotors offer the state-of-the-art performance solution. Coupled with Baer Sport Pads, Baer Sport Rotors produce an unparalleled combination of dynamic performance, appearance and durability.


**Call for applications.**





## Turbo Boost Control

BD's Heavy-Duty waste gate kits replaces the weak factory unit and increases turbine speed while decreasing drive pressure and preventing waste gate "creep". It bolts up to your factory turbo and is adjustable, so you can set the desired boost level and hold it.



| Part No.                   | Description                  |
|----------------------------|------------------------------|
| <b>Dodge</b>               |                              |
| <a href="#">BDD1047151</a> | 1999-02 Auto With HY35 Turbo |
| <b>Ford</b>                |                              |
| <a href="#">BDD1047170</a> | 1999.5-03 7.3L Power Stroke  |

## Intake Hoses and Clamps

Eye-catching blue Nomex silicone hoses can withstand over 100 PSI of boost, and are secured by rugged, spring-loaded, stainless steel T-bar clamps. Engineered for each individual application, BD hose and clamp kits are a must for any modified turbo diesel.




| Part No.                   | Description  |
|----------------------------|--------------|
| <b>Ford</b>                |              |
| <a href="#">BDD1047030</a> | 1999-03 7.3L |

## Remote Fuel Filter [BDD1050060](#)

Designed to provide excellent fuel flow and efficient filtration. Features additional medial surface to hold more dirt. Helps to increase the life of the fuel filter.



## Cool-It Intercoolers



With 57% more cooling surface area and a 33% thicker core, the Cool-It increases cooling effectiveness to approximately 90%, compared to only 70% for the stock intercooler. The 36% larger inlet and discharge tubes can handle up to 100 PSI of boost and over 1500 CFM, while holding pressure drop to less than 1 PSI. A direct, bolt-in replacement for the stock unit, the Cool-It is the best-looking, best performing intercooler on the market.

| Part No.                   | Description  | Vehicle |
|----------------------------|--------------|---------|
| <a href="#">BDD1042520</a> | 1994-02 5.9L | Dodge   |
| <a href="#">BDD1042525</a> | 2003-07 5.9L | Dodge   |
| <a href="#">BDD1042530</a> | 2010-12 6.7L | Dodge   |

## Electronic Boost Builders

Installed in-line with the MAP sensor, the Electronic Boost Builder increases boost pressure and intercepts the message to the ECM, preventing it from setting an over boost trouble code that can cost between 50-80 HP.



| Part No.                   | Description                          |
|----------------------------|--------------------------------------|
| <b>Dodge</b>               |                                      |
| <a href="#">BDD1515931</a> | 1998-00 24-Valve With Round MAP Plug |
| <a href="#">BDD1515932</a> | 2001 With Oval MAP Plug              |
| <a href="#">BDD1515933</a> | 2002 With Flat MAP Plug              |
| <a href="#">BDD1515935</a> | 2003-2004                            |
| <a href="#">BDD1515936</a> | 2004.5-07 5.9L 600/610 Series        |
| <b>Ford</b>                |                                      |
| <a href="#">BDD1516000</a> | 2003-07 6.0L Power Stroke            |

## Steering Box Stabilizers



Eliminate steering wander and wobble caused by excessive shaft play in the steering box of late model Dodge trucks. SBS also prevents frame flex at the steering box mounting point, resulting in more positive steering feel. Silver powder coated SBS features a greasable, high-quality bearing and includes hardware and instructions.

| Part No.                   | Description       |
|----------------------------|-------------------|
| <b>Dodge</b>               |                   |
| <a href="#">BDD1032004</a> | 1994-02 Dodge 4WD |

## Flow-MaX Lift Pump Kits



Compact, quiet, and capable of delivering sufficient fuel to engines with over 600 horsepower, BD diesel fuel pumps feature a proven gerotor design, hard anodized aluminum body, and pump 180 gallons per hour at 10 PSI, and up to 200 GPH at full flow. An ideal replacement for the stock fuel pump.

| Part No.                     | Description                            |
|------------------------------|--|
| <a href="#">BDD1050301D*</a> | Flow-MaX Pump Kit, 1998.5-02 Dodge     |
| <a href="#">BDD1050320D</a>  | Flow-MaX Pump Kit, 2001-12 Chevy, 6.6L |

\* 1998-2004 Dodge trucks that have an OEM intake pump conversion done require a BDD1050302 retrofit kit.



## Dodge Pulse Exhaust Manifold



Cast from high-silicon ductile iron, these manifolds feature expansion joints that prevent cracking or exhaust leaks and are "pulse tuned" to assist in combustion chamber evacuation and increased exhaust flow. The result is quicker turbo spool-up, reduced back pressure, increased power and better fuel economy. Gaskets sold separately.

| Part No.          | Description                      |
|-------------------|----------------------------------|
| <b>BDD1045986</b> | 1998-07 5.9L 24-Valve Gasket Set |

## Duramax Full Bore Exhaust Manifold For 2001-10 Chevy BDD1041460



The factory driver's side exhaust manifold is pinched down to allow for steering shaft clearance which results in a 80% flow restriction. BD's Full Bore exhaust manifold restores exhaust flow balance, improving power and reducing EGT. Made from high-silicon ductile iron, the Full Bore is drilled and tapped to accept the most popular EGT probes.

## Exhaust Brakes

Increase slowing power, reduce wear on your truck's brakes with the original BD Exhaust Brake. Patented Variable Orifice Technology provides peak performance throughout the engine's RPM range, not just at high rpm.



| Part No.          | Description  |
|-------------------|--------------|
| <b>BDD2023144</b> | 1999-03 7.3L |

## EGR Cooler Delete Kit For 2003-07 Ford 6.0L BDD1090001

Designed to eliminate the problem of sticky OEM EGR valves, over-pressurization of the coolant system, and the possibility of blown head gaskets due to the EGR cooler leaking into the cylinder. The kits includes a high-quality stainless steel TIG-welded pipe, a billet aluminum blocker plate with gasket, a Viton® coolant tube O-ring, an exhaust feed pipe gasket, and a high-temperature silicone heater hose with stainless steel clamps.



## High Idle Kit


Warm up your Ford Power Stroke or Chevy Duramax engine faster on cold mornings with BD's High Idle Kit. Quick and easy to install, the High Idle switch mounts on the dashboard and taps into five wires under the dash. Rotating switch allows for adjustable high idle. Great for use with remote starters, PTO's, and extended idling applications.



| Part No.          | Description            |
|-------------------|------------------------|
| <b>Ford</b>       |                        |
| <b>BDD1036610</b> | 2005-14 6.0L/6.4L/6.7L |

## Ford 2008-10 6.4L Water In Fuel Alarm Kit BDD1050356

The Water In Fuel Alarm Kit gives immediate warning when there is water in the fuel system, while the factory Ford warning system has a 10-minute delay. This delay could add as much as 3 gallons of contaminated fuel to the system which in turn could lead to high-pressure fuel pump and/or injector failure. High-pressure pump failure can damage the pump drive gears beyond repair, possibly requiring complete engine replacement. Installation is done by simply connecting to the OEM sensor on the horizontal fuel conditioning module with a plug-in connector supplied in the kit. The kit includes red led warning light, wiring harness, and control module.



## Water In Fuel Sensor Kit For Dodge 200-07 BDD1050350

Designed for use with BD Diesel's Flow-MaX pump and water separator to prevent fuel system damage. Kit includes sealed plug connectors and loomed wire harness that connect to OEM Dodge water in fuel light.




## Dodge Flex-Plate For 1994-07 5.9L BDD1041210

The BD Flex-Plate is guaranteed to be the industry's strongest -reliably handling over 1,500 lbs.-ft. of torque. Featuring twice the material of the stock flex plate, these units are forged billet, precision-balanced, SFI- approved and black oxide coated to resist corrosion and prevent hydrogen embrittlement that can cause cracking.





**Dodge VP44 "Stealth" Cover  
BDD1050201**



For the 1998-2002 Dodge 24V 5.9L, cover fits onto the VP44 injection pump, providing a secure, sealed connection instead of notching the pump wire for power mods like an Edge Comp or TST box. The Stealth Cover makes for a clean install and easy removal of racing performance boxes, and it provides a more reliable connection.



**Diesel Exhaust (Jake) Brake Kits NEW**



Manufactured with rugged cast-iron housings and incorporating BD Diesel's exclusive Variable Orifice Technology, these universal exhaust brake kits provide up to 150 retarding horsepower throughout the engine's rpm range. Kits include IP67 sealed air compressor, downpipe mount and all hardware needed for installation. Warranty 24 months/24,000 miles.

| Part No.                   | Description                                   |
|----------------------------|---|
| <a href="#">BDD1028130</a> | Universal Exhaust Brake Kit, Fits 3" Pipe     |
| <a href="#">BDD1028135</a> | Universal Exhaust Brake Kit, Fits 3-1/2" Pipe |
| <a href="#">BDD1028140</a> | Universal Exhaust Brake Kit, Fits 4" Pipe     |
| <a href="#">BDD1028150</a> | Universal Exhaust Brake Kit, Fits 5" Pipe     |



**4 X 4 Off-Road And DOT Truck Wheels**

Off-road 4x4 truck owners rejoice! Bassett offers a durable off-road wheel capable of tackling the Rubicon trail or simply looking the part on your drive to work. DOT wheels feature a 0.125" thick roll-form rim shell, making them legal for the street. Spun-form off-highway wheels use thinner material for a lighter and lower runout piece.

These off-road wheels feature a stylish deep-dish design with 8 D holes, protected with a black powder coat finish. Tough spun and roll-form rim shells are designed to handle the bumpiest trails, while valve stems are protected from brush and rocks with behind-center placement. Wheels have 5/8" stud holes and require 1" 45° seat chamfer lug nuts.

| Part No                   | Description   |
|---------------------------|---|
| <a href="#">BASD58DF4</a> | 15" x 8" D Hole, 5" x 4.5" BC, 4" BS Black DOT      |
| <a href="#">BASD58DJ4</a> | 15" x 8" D Hole, 5" x 5.5" BC, 4" BS Black DOT      |
| <a href="#">BAS50SJ4B</a> | 15" x 10" D Hole, 5" x 5.5" BC, 4" BS Black Non-DOT |



Designed to protect the truck bed from exposure to the elements, BAK Industries presents a full selection of tonneau covers that also increase function and add curb appeal. Each and every BAK tonneau cover is made in the USA and backed by the best warranty in the business.

## BakFlip MX4 Tonneau Bed Cover

This low-profile, flush-mount, premium hard folding cover is constructed with heavy-duty matte finished aluminum panels. Special features include an integrated tailgate seal allowing the tailgate to close with the cover up or down, and clamp-on, no drill installation. 3-year extended warranty. Made in USA.



| Part No.  | Application   |
|-----------|---|
| BAK448100 | 2007-13 Silverado/Sierra 1500, 5' 8"                  |
| BAK448120 | 2014-18 Silverado/Sierra 1500, 5' 8" Bed              |
| BAK448121 | 2014-18 Silverado/Sierra 1500, 6' 6" Bed              |
| BAK448130 | 1999-19 Silverado/Sierra 2500/3500, 6' 6" Bed         |
| BAK448131 | 2019 Silverado/Sierra 1500 5' 8" Bed                  |
| BAK448131 | 2019 Silverado/Sierra 1500 6' 6" Bed                  |
| BAK448203 | 2010-18 Ram 1500, 6' 4" Bed Without RamBox            |
| BAK448207 | 2010-19 Ram 2500/3500, 6' 4" Bed without RamBox       |
| BAK448223 | 2010-18 Ram 1500, 5' 7" Box Without RamBox            |
| BAK448223 | 2019 Ram, 1500 6' 4" w/o Ram Box (New Body Style)     |
| BAK448227 | 2019 Ram 1500, 5'7" Box without Rambox                |
| BAK448309 | 2004-14 Ford F150 New Body Style, 5' 7" Bed           |
| BAK448310 | 2008-16 Ford F250/F350 Super Duty, 6' 9" Bed          |
| BAK448327 | 2015-19 Ford F150, 6' 7" Bed                          |
| BAK448329 | 2015-19 Ford F150, 5' 7" Bed                          |
| BAK448330 | 2017-19 Ford F250/F350 Super Duty, 6' 9" Bed          |
| BAK448331 | 2017-19 Ford F250/F350 Super Duty, 8' Bed             |
| BAK448332 | 2019 Ford Ranger, 5' Bed                              |
| BAK448409 | 2007-19 Toyota Tundra, 5' 6" Without Deck Rail System |

## BAK Revolver X4

The BAK Revolver X4, featuring the same great features of the Revolver X2, now with a stylish matte finish. When closed, heavy-duty aluminum slats secure the cover the full length of the bed on both sides, providing unrivaled strength and security. When opened, the cover rolls up tight, providing full bed access without blocking rear view mirror and third brake light visibility.



The RX4 is constructed of heavy-duty aluminum panels. When latched, the 3/4" patented rotational locking rails secure the cover the entire length of the truck bed.

| Part No. | Application   |
|----------|---|
| BAK79100 | 2007-13 Silverado/Sierra 1500, 5' 8"                  |
| BAK79120 | 2014-18 Silverado/Sierra 1500, 5' 8" Bed              |
| BAK79121 | 2014-18 Silverado/Sierra 1500, 6' 6" Bed              |
| BAK79130 | 2015-179 Silverado/Sierra 2500/3500, 6' 6" Bed        |
| BAK79131 | 2019 Silverado/Sierra 1500 5' 8" Bed                  |
| BAK79131 | 2019 Silverado/Sierra 1500 6' 6" Bed                  |
| BAK79213 | 2010-18 Ram 1500, 6' 4" Bed Without RamBox            |
| BAK79207 | 2010-19 Ram 2500/3500, 6' 4" Bed without RamBox       |
| BAK79223 | 2010-18 Ram 1500, 5' 7" Box Without RamBox            |
| BAK79227 | 2019 Ram, 1500 6' 4" w/o Ram Box (New Body Style)     |
| BAK79309 | 2019 Ram 1500, 5'7" w/o Ram Box (New Body Style)      |
| BAK79309 | 2004-14 Ford F150 New Body Style, 5' 7" Bed           |
| BAK79307 | 2004-14 Ford F150, 6' 6" Bed                          |
| BAK79310 | 2008-16 Ford F250/F350 Super Duty, 6' 9" Bed          |
| BAK79327 | 2015-19 Ford F150, 6' 7" Bed                          |
| BAK79329 | 2015-19 Ford F150, 5' 7" Bed                          |
| BAK79330 | 2017-19 Ford F250/F350 Super Duty, 6' 9" Bed          |
| BAK79331 | 2017-19 Ford F250/F350 Super Duty, 8' Bed             |
| BAK79332 | 2019 Ford Ranger, 5' Bed                              |
| BAK79409 | 2007-19 Toyota Tundra, 5' 6" Without Deck Rail System |

## Revolver X2 Hard Roll-Up Bed Cover

Designed with locking rails that secure the full length of the truck bed and do not cover stake pockets. This aluminum cover is easily rolled up from either side with one hand and allows 100% access to bed. 3 year warranty. Made in USA.



| Part No. | Application   |
|----------|---|
| BAK39100 | 2007-13 Silverado/Sierra 1500, 5' 8" Bed                |
| BAK39120 | 2014-18 Silverado/Sierra 1500, 5' 8" Bed                |
| BAK39121 | 2014-18 Silverado/Sierra 1500, 6' 6" Bed                |
| BAK39130 | 1999-19 Silverado/Sierra 2500/3500, 6' 6" Bed           |
| BAK39131 | 2019 GM Silverado/Sierra 1500 5' 8" Bed                 |
| BAK39207 | 2019 GM Silverado/Sierra 1500 6' 6" Bed                 |
| BAK39213 | 2010-18 Ram 1500, 5' 7" Box Without RamBox              |
| BAK39213 | 2010-18 Ram 1500, 6' 4" Bed Without RamBox              |
| BAK39213 | 2010-19 Ram 2500/3500, 6' 4" Bed without RamBox         |
| BAK39223 | 2019 Ram 1500 6' 4" Bed Without RamBox (New Body Style) |
| BAK39227 | 2019 Ram 1500 5' 7" Bed Without RamBox (New Body Style) |
| BAK39309 | 2004-17 Ford F150 New Body Style, 5' 7" Bed             |
| BAK39310 | 2008-16 Ford F250/F350 Super Duty, 6' 9" Bed            |
| BAK39327 | 2015-19 Ford F150, 6' 7" Bed                            |
| BAK39329 | 2015-19 Ford F150, 5' 7" Bed                            |
| BAK39330 | 2017-19 Ford F250/F350 Super Duty, 6' 9" Bed            |
| BAK39331 | 2017-19 Ford F250/F350 Super Duty, 8' Bed               |
| BAK39332 | 2019 Ford Ranger, 5' Bed                                |
| BAK39409 | 2007-19 Toyota Tundra, 5' 6" Without Deck Rail System   |

## Vortrak



The Vortrak is constructed of 1/2" thick aluminum slats that easily glide along heavy-duty aluminum rails that mount flush with the truck bed caps, providing a sleek, low-profile look. When fully retracted, the system neatly slows into a space-saving, spring-loaded canister, and can be pulled out quickly and easily with the included strap.

In addition to the fully opened and closed positions, the Vortrak can be locked into place in two additional locations of your choice. The Vortrak can be installed easily without the use of a drill or special tools, is made in the USA, and comes backed by a 2-year warranty.

| Part No.  | Application   |
|-----------|---|
| BAKR25100 | 2007-13 Silverado/Sierra 1500, 5' 8"                  |
| BAKR25120 | 2014-18 Silverado/Sierra 1500, 5' 8" Bed              |
| BAKR25121 | 2014-18 Silverado/Sierra 1500, 6' 6" Bed              |
| BAKR25130 | 2015-179 Silverado/Sierra 2500/3500, 6' 6" Bed        |
| BAKR25131 | 2019 Silverado/Sierra 1500 5' 8" Bed                  |
| BAKR25131 | 2019 Silverado/Sierra 1500 6' 6" Bed                  |
| BAKR25203 | 2010-18 Ram 1500, 6' 4" Bed Without RamBox            |
| BAKR25207 | 2010 Ram 2500/3500, 6' 4" Bed without RamBox          |
| BAKR25223 | 2010-18 Ram 1500, 5' 7" Box Without RamBox            |
| BAKR25227 | 2019 Ram, 1500 6' 4" w/o Ram Box (New Body Style)     |
| BAKR25227 | 2009-17 Ram 1500, 5'7" Box without Rambox             |
| BAKR25309 | 2004-14 Ford F150 New Body Style, 5' 7" Bed           |
| BAKR25307 | 2004-14 Ford F150, 6' 6" Bed                          |
| BAKR25310 | 2008-16 Ford F250/F350 Super Duty, 6' 9" Bed          |
| BAKR25327 | 2015-19 Ford F150, 6' 7" Bed                          |
| BAKR25329 | 2015-19 Ford F150, 5' 7" Bed                          |
| BAKR25330 | 2017-19 Ford F250/F350 Super Duty, 6' 9" Bed          |
| BAKR25332 | 2019 Ford Ranger, 5' Bed                              |
| BAKR25410 | 2007-19 Toyota Tundra, 5' 6" Without Deck Rail System |

## BedRug Bed Liner



The look and comfort of carpet in an ultra-tough 100% polypropylene product that protects new truck beds from damage and will stand up to harsh conditions from gravel to chemicals. Non-skid surface keeps cargo in place. Custom molded to fit specific year, make, and model truck beds.

| Part No.             | Year    | Description   |
|----------------------|---------|---|
| <b>Chevrolet/GMC</b> |         |   |
| BEDBRC99SBK          | 1999-06 | GM Pickup, 6' 6" Bed  |
| BEDBRC07CCK          | 2007-18 | Silverado/Sierra, 1500/2500 5' 8" Bed                         |
| BEDBRC07SBK          | 2007-18 | Silverado/Sierra, 1500/2500 6' 6" Bed                         |
| BEDBRC19CCK          | 2019    | Silverado/Sierra 1500, 5' 8" Bed (Without Multi-Pro Tailgate) |
| BEDBRC19SBK          | 2019    | Silverado/Sierra 1500, 6' 6" Bed (Without Multi-Pro Tailgate) |
| BEDBRC07SBK          | 2019    | Silverado/Sierra 2500, 6' 6" Bed                              |
| <b>Dodge</b>         |         |   |
| BEDBRT09CCK          | 2009-18 | Ram 5' 7" Bed, w/o RamBox                                     |
| BEDBRT02SBK          | 2002-18 | Ram, 6' 4" Bed, w/o RamBox                                    |
| BEDBRT19CCK          | 2019    | Ram 1500, 5' 7" Bed, w/o RamBox                               |
| BEDBRT19SBK          | 2019    | Ram 1500, 6' 4" Bed, w/o RamBox                               |
| <b>Ford</b>          |         |   |
| BEDBRQ04SCK          | 2004-08 | F-150 5' 5" Bed   |
| BEDBRQ04SCK          | 2009-14 | F-150 (w/o Step Gate), 5' 5" Bed                              |
| BEDBRQ15SCK          | 2015-19 | F-150, 5' 5" Bed  |
| BEDBRQ15SBK          | 2015-19 | F-150, 6' 6" Bed  |
| BEDBRQ17SBK          | 2017-19 | F-250 Superduty 6' 9"   |
| BEDBRQ17LBK          | 2017-19 | F-250 Superduty 8'  |
| <b>Toyota</b>        |         |   |
| BEDBRY07SBK          | 2007-17 | Tundra, 5' 5" Bed   |

## TrackMat - All-Purpose Utility Mat

Ultra-tough 3/4" inch foam 2 x 4 ft. foldable utility mat is plush, comfortable, looks and feels like carpet. Resists stains, oil, and water. Lightweight and portable for use around the shop and outdoors. Folds for easy storage. Sold individually.

| Part No.    | Description                |
|-------------|----------------------------|
| BEDTW2X4MAT | TrackMat Utility Mat, Each |

## BedRug Tailgate Mat

Featuring 1/4" thick foam and easy installation utilizing hoop and loop fasteners the BedRug Tailgate Mat is both attractive and functional. These weather resistant, custom-fit mats are manufactured out of the same polypropylene material as the BedRug Bed Mat, making them slip and skid-resistant as well as easy to clean. Made in the USA. For use with BedRug Bed Mat.

| Part No.             | Year    | Description                                   |
|----------------------|---------|---|
| <b>Chevrolet/GMC</b> |         |   |
| BEDBMC99TG           | 1999-07 | Silverado/Sierra Classic                      |
| BEDBMC07TG           | 2007-18 | Silverado/Sierra                              |
| BEDBMC19TG           | 2019    | Silverado/Sierra (Without Multi-Pro Tailgate) |
| BEDBMC07TG           | 2019    | Silverado/Sierra 2500                         |
| <b>Dodge</b>         |         |   |
| BEDBMT02TG           | 2002-18 | Ram   |
| BEDBMT19TG           | 2019    | Ram   |

## Bedrug Impact Liner **NEW!**



Bedrug knows about protecting truck beds from day-to-day abuse, without sacrificing usability or great looks. The Impact Liner's anti-skid TPO composite surfaces with a 3/4" foam cell for the bed floor and tailgate keep cargo from sliding around while protecting the truck bed from scratches and dings far better than a spray-in bedliner can. Soft, weather-resistant BedRug material on the front and sides provides a plush look and added protection. All backed by BedRug's limited lifetime warranty.

| Part No.             | Description  |
|----------------------|--|
| <b>Chevrolet/GMC</b> |  |
| BEDILC07CCK          | 2007-18 Silverado/Sierra with 5'8" Bed                     |
| BEDILC07SBK          | 2007-18 Silverado/Sierra with 6'6" Bed                     |
| BEDILC19CCK          | 2019 Silverado/Sierra with 5'8" Bed w/o Multi-Pro Tailgate |
| BEDILC19SBK          | 2019 Silverado/Sierra with 6'6" Bed w/o Multi-Pro Tailgate |
| <b>Ford</b>          |  |
| BEDILQ15SBK          | 2015-19 Ford F150 with 6'6" Bed                            |
| BEDILQ15SCK          | 2015-19 Ford F150 with 5'5" Bed                            |
| BEDILQ17LBK          | 2017-19 Ford Super-Duty with 8' Bed                        |
| BEDILQ17SBK          | 2017-19 Ford Super-Duty with 6'6" Short Bed                |
| <b>Dodge</b>         |  |
| BEDILT19CCK          | 2019 Ram 5'7" Bed  |
| BEDILT19SBK          | 2019 Ram 6'4" Bed  |



| Part No.      | Year    | Description                                  |
|---------------|---------|--|
| <b>Ford</b>   |         |  |
| BEDBMQ99TG    | 1999-16 | F-250/F-350 Super Duty w/o Step Gate         |
| BEDBMQ15TG    | 2015-19 | F-150  |
| BEDBMQ17TG    | 2017-19 | F-250/F-350 Super Duty w/o Factory Step Gate |
| BEDBMQ04TG    | 2004-14 | F-150  |
| <b>Toyota</b> |         |  |
| BEDBMY05TG    | 2005-19 | Tacoma                                       |
| BEDBMY07TG    | 2007-19 | Tundra                                       |



## BedRug Bed Mat

The non-skid removable Mat is constructed of the same 100% polypropylene material as the BedRug liner. Exac-fit custom-made mats feature a cushioned foam surface that holds and protects cargo. No-drill mats are available in 2 styles. Tailgate mats are sold separately. Made in the USA.

### BedRug Mat With Spray-In or Non-Liner

Style 2 specifically fits those pickups with no bed liner or pickups with an existing spray-in liner. Featuring 3/4" foam backing, this Bed Mat attaches with hook-and-loop fasteners.



| Part No.                    | Application                                   |
|-----------------------------|---|
| <b>Chevrolet/GMC</b>        |   |
| <a href="#">BEDBMC99SBS</a> | 1999-07 Silverado/Sierra Classic 6' 6" Bed    |
| <a href="#">BEDBMC07SBS</a> | 2008-18 Silverado/Sierra 6' 6" Bed            |
| <a href="#">BEDBMC07CCS</a> | 2008-18 Silverado/Sierra 5' 9" Bed            |
| <a href="#">BEDBMC19SBS</a> | 2019 Silverado/Sierra 1500 6' 6" Standard Bed |
| <a href="#">BEDBMC19CCS</a> | 2019 Silverado/Sierra 1500 5' 8" Short Bed    |
| <a href="#">BEDBMC07SBS</a> | 2019 Silverado/Sierra 2500 HD 6' 6" Bed       |
| <b>Dodge</b>                |   |
| <a href="#">BEDBMT09BXS</a> | 2009-18 Ram 5' 7" Bed with Rambox             |
| <a href="#">BEDBMT09CCS</a> | 2009-18 Ram 5' 7" Bed w/o Rambox              |
| <a href="#">BEDBMT19SBS</a> | 2019 Ram 1500 6' 4" Bed                       |
| <a href="#">BEDBMT19CCS</a> | 2019 Ram 1500 5' 7" Bed                       |
| <b>Ford</b>                 |   |
| <a href="#">BEDBMQ99SBS</a> | 1999-16 F-250/F-350 Super Duty 6' 6" Bed      |
| <a href="#">BEDBMQ17LBS</a> | 2017-19 F-250 8' Bed                          |
| <a href="#">BEDBMQ17SBS</a> | 2017-19 F-250 6' 5" Bed                       |
| <a href="#">BEDBMQ04SCD</a> | 2004-13 F-150 5' 6" Bed                       |
| <a href="#">BEDBMQ04SBS</a> | 2004-13 F-150 6' 6" Bed                       |
| <a href="#">BEDBMQ15SCD</a> | 2015-19 F-150 5' 5" Bed                       |
| <a href="#">BEDBMQ15SBD</a> | 2015-19 F-150 6' 5" Bed                       |
| <b>Toyota</b>               |   |
| <a href="#">BEDBMY05DCS</a> | 2005-19 Tacoma 5' Bed                         |
| <a href="#">BEDBMY05SBS</a> | 2005-19 Tacoma 6' Bed                         |
| <a href="#">BEDBMY07SBS</a> | 2007-19 Tundra 5' 6" Bed                      |
| <a href="#">BEDBMY07RBS</a> | 2007-19 Tundra 6' 6" Bed                      |

### BedRug Mat With Drop-In Liner


Style 1 is designed for trucks with a pre-equipped drop-in plastic liner. This mat features 1/2" thick foam backing which installs directly to the existing liner with threaded plastic studs.



| Part No.                    | Application                              |
|-----------------------------|--|
| <b>Chevrolet/GMC</b>        |  |
| <a href="#">BEDBMC07SBD</a> | 2007-18 Silverado/Sierra 6' 6" Bed       |
| <a href="#">BEDBMC07CCD</a> | 2007-18 Silverado/Sierra 5' 8" Bed       |
| <b>Dodge</b>                |  |
| <a href="#">BEDBMT02SBD</a> | 2002-18 Ram 6' 4" Bed w/o Rambox Storage |
| <a href="#">BEDBMT09CCD</a> | 2009-18 Ram 5' 7" Bed w/o Rambox Storage |
| <b>Nissan</b>               |  |
| <a href="#">BEDBMN05CCD</a> | 2005-15 Frontier 5' Bed                  |
| <b>Toyota</b>               |  |
| <a href="#">BEDBMY07SBD</a> | 2007-19 Tundra 5' 6" Bed                 |
| <a href="#">BEDBMY07RBD</a> | 2007-19 Tundra 6' 6" Bed                 |

### Impact BedMat NEW!

This mat is designed to work with truck beds that have a spray-in liner or no liner at all. These 3/4" thick padded mats turn the truck bed into a flat work surface. The anti-skid top surface material TPO (thermo-polyolefin) is gas, oil, chemical, and weather-resistant. Kit includes a tailgate gap guard and tailgate mat. Made in USA.



| Part No.                    | Application   |
|-----------------------------|---|
| <b>Chevrolet/GMC</b>        |   |
| <a href="#">BEDIMC07CCS</a> | 2007-18 Silverado/Sierra, 5' 8" Bed   |
| <a href="#">BEDIMC07LBS</a> | 2007-18 Silverado/Sierra, 8' Bed  |
| <a href="#">BEDIMC07SBS</a> | 2007-18 Silverado/Sierra, 6' 6" Bed   |
| <a href="#">BEDIMC07SBS</a> | 2019 Silverado/Sierra, 6' 6" Bed  |
| <a href="#">BEDIMC19SBS</a> | 2019 Silverado/Sierra 1500, 6' 6" Standard Bed (without Multi-Pro Tailgate) |
| <a href="#">BEDIMC07SBS</a> | 2019 Silverado/Sierra 2500 HD, 6' 6" Bed                                    |
| <a href="#">BEDIMC19CCS</a> | 2019 Silverado/Sierra 1500, 5' 8" Standard Bed (without Multi-Pro Tailgate) |
| <b>Dodge</b>                |   |
| <a href="#">BEDIMT02LBS</a> | 2002-18 Ram, 8' Bed   |
| <a href="#">BEDIMT02SBS</a> | 2002-18 Ram, 6' 4" Bed  |
| <a href="#">BEDIMT09CCS</a> | 2002-18 Ram, 5' 7" Bed  |
| <a href="#">BEDIMT19SBS</a> | 2019 Ram 1500, 6' 4" Bed  |
| <a href="#">BEDIMT19CCS</a> | 2019 Ram 1500, 5' 7" Bed  |
| <b>Ford</b>                 |   |
| <a href="#">BEDIMQ15LBS</a> | 2015-19 F150, 8' Bed  |
| <a href="#">BEDIMQ15SBS</a> | 2015-19 F150, 6' 5" Bed   |
| <a href="#">BEDIMQ15SCS</a> | 2015-19 F150, 5' 5" Bed   |
| <a href="#">BEDIMQ17LBS</a> | 2017-19 F250, 8' Bed  |
| <a href="#">BEDIMQ17SBS</a> | 2017-19 F250, 6' 5" Bed   |

### XLT BedMat NEW!

Designed to work with truck beds that have a spray-in liner or no liner at all, these 3/4" thick padded mats turn the truck bed into a flat work surface. The soft polypropylene top surface material is gas, oil, chemical, and weather-resistant. Kit includes a tailgate gap guard and tailgate mat. Made in USA.



| Part No.                       | Application  |
|--------------------------------|--|
| <b>Chevrolet/GMC</b>           |  |
| <a href="#">BEDXLTBMC07CCS</a> | 2007-18 Silverado/Sierra, 5' 8" Bed                                      |
| <a href="#">BEDXLTBMC07LBS</a> | 2007-18 Silverado/Sierra, 8' Bed   |
| <a href="#">BEDXLTBMC07SBS</a> | 2007-19 Silverado/Sierra, 6' 6" Bed                                      |
| <a href="#">BEDXLTBMC19SBS</a> | 2019 Silverado/Sierra 1500, 6' 6" Bed (Without Multi-Pro Tailgate)       |
| <a href="#">BEDXLTBMC19CCS</a> | 2019 Silverado/Sierra 1500, 5' 8" Short Bed (Without Multi-Pro Tailgate) |
| <a href="#">BEDXLTBMC07SBS</a> | 2019 Silverado/Sierra 2500 HD, 5' 8" Short Bed                           |
| <b>Dodge</b>                   |  |
| <a href="#">BEDXLTBMT02LBS</a> | 2002-18 Ram, 8' Bed  |
| <a href="#">BEDXLTBMT02SBS</a> | 2002-18 Ram, 6' 4" Bed   |
| <a href="#">BEDXLTBMT09CCS</a> | 2002-18 Ram, 5' 7" Bed   |
| <a href="#">BEDXLTBMT19SBS</a> | 2019 Ram 1500, 6' 4" Bed (Without RamBox)                                |
| <a href="#">BEDXLTBMT19CCS</a> | 2019 Ram 1500, 5' 7" Bed (Without RamBox)                                |
| <b>Ford</b>                    |  |
| <a href="#">BEDXLTBMQ15LBS</a> | 2015-19 F150, 8' Bed   |
| <a href="#">BEDXLTBMQ15SBS</a> | 2015-19 F150, 6' 5" Bed  |
| <a href="#">BEDXLTBMQ15SCS</a> | 2015-19 F150, 5' 5" Bed  |
| <a href="#">BEDXLTBMQ17LBS</a> | 2017-19 F250, 8' Bed   |
| <a href="#">BEDXLTBMQ17SBS</a> | 2017-19 F250, 6' 5" Bed  |

## Jeep® Kits

These 100% waterproof, custom-molded die-cut kits provide the convenience and comfort of a floor liner without the worry of mold, mildew, or stains. They will withstand the harshest of conditions while insulating the interior from both road noise and heat. Made in USA.

### BedRug for Jeep®

These custom-molded, die-cut, 100% polypropylene kits are made for 1976-current model year Wranglers. The carpet-like material gives ultra-plush feel and appearance with ultra-tough protection.



| Part No.            | Application   |
|---------------------|---|
| <b>BEDBRCYJ76F</b>  | 1976-95 CJ-7/YJ, Front 8 Piece Floor Kit, Includes Heat Shields   |
| <b>BEDBRYJ87R</b>   | 1987-95 YJ, Rear 4 Piece Cargo Kit, Includes Tailgate And Cargo Liner                                     |
| <b>BEDBRTJ97F</b>   | 1997-06 TJ, Front 3 Piece Floor Kit With Center Console, Includes Heat Shields                            |
| <b>BEDBRTJ97FNC</b> | 1997-06 TJ, Front 3 Piece Floor Kit W/O Center Console, Includes Heat Shields                             |
| <b>BEDBRTJ97R</b>   | 1997-06 TJ, Rear Cargo Kit, Includes Tailgate   |
| <b>BEDBRJK11F2</b>  | 2011-17 Jeep Wrangler 2 Door<br>2018 Jeep Wrangler JK 2 Door<br>3 Piece Floor Kit (Includes Heat Shields) |
| <b>BEDBRJK07F4</b>  | 2007-17 Jeep Wrangler 4 Door<br>2018 Jeep Wrangler JK 4 Door<br>4 Piece Floor Kit (Includes Heat Shields) |
| <b>BEDBRJKTG</b>    | 2007-18 Wrangler Tailgate Mat 2/4 Door  |

### BedTred for Jeep®

These high-end, rugged liners are made for 1997-current model year Wranglers to give the appearance of a spray-in liner without any labor intensive prepping. The convenience and comfort of a non-permanent liner that is easily removed and cleaned.



| Part No.           | Application   |
|--------------------|---|
| <b>BEDBTTJ97R</b>  | 1997-06 TJ, Rear 4 Piece Cargo Kit, Includes Tailgate   |
| <b>BEDBTTJ97F</b>  | 1997-06 TJ, Front 3 Piece Floor Kit With Center Console, Includes Heat Shields                                    |
| <b>BEDBTJK11F2</b> | 2011-17 Jeep Wrangler 2 Door<br>2018 Jeep Wrangler JK 2 Door<br>3 Piece Floor Kit (Includes Heat Shields)         |
| <b>BEDBTJK07F4</b> | 2007-17 Jeep Wrangler 4 Door<br>2018 Jeep Wrangler JK 4 Door<br>4 Piece Floor Kit (Includes Heat Shields)         |
| <b>BEDBRJK11R4</b> | 2011-17 Jeep Wrangler 4 Door<br>2018 Jeep Wrangler JK 4 Door<br>5 Piece Cargo Kit (Includes Tailgate & Tub Liner) |
| <b>BEDBRJK11R2</b> | 2011-17 Jeep Wrangler 2 Door<br>2018 Jeep Wrangler JK 2 Door<br>5 Piece Cargo Kit (Includes Tailgate & Tub Liner) |
| <b>BEDBTJKTG</b>   | 2007-18 Wrangler Tailgate Mat 2/4 Door  |

## Bedrug Headliners

Give the inside of your Jeep's hard top a soft touch! Made with BedRug's unique material and backed with 1/2" polypropylene foam, these custom die-cut headliners are designed to help keep heat and road noise out. The easy-to-clean material resists stains, mold, mildew, and moisture, and installs easily with specially designed tape. Call for other Jeep JK options.



| Part No.             | Application  |
|----------------------|--|
| <b>BEDHLJK112DRK</b> | 2011-18 Jeep Wrangler JK 2-Door  |
| <b>BEDHLJK11FTK</b>  | 2011-17 Jeep Wrangler 2 Door Freedom Top Only<br>2011-17 Jeep Wrangler 4 Door Freedom Top Only<br>2018 Jeep Wrangler JK 2 Door Freedom Top Only<br>2018 Jeep Wrangler JK 4 Door Freedom Top Only |

## VanRug

Constructed with 3/4", custom-molded, foam-backed, ultra-tough 100% polypropylene the VanRug gives the look and comfort of carpet. In addition to protecting the interior of the van, it also provides impact and cargo area protection along with being a heat and noise insulator.



| Part No.         | Application                            |
|------------------|--|
| <b>BEDVRTC11</b> | 2011-13 Ford Transit Connect Van       |
| <b>BEDVRNV11</b> | 2012-17 Nissan NV Van                  |
| <b>BEDVRF92</b>  | 1992-13 Ford E-Series Standard Van     |
| <b>BEDVRF92X</b> | 1992-14 Ford E-Series Extended Van     |
| <b>BEDVRG96X</b> | 1996-18 Chevrolet Express Extended Van |

## VanTred

Manufactured with 1/2" custom molded foam and a TPO composite surface the VanTred provides a rugged work area. Die cut and vehicle-specific the VanTred also acts as a noise and heat insulator.

| Part No.          | Application                            |
|-------------------|--|
| <b>BEDVTNV11</b>  | 2012-17 Nissan NV Van                  |
| <b>BEDVTRF92</b>  | 1992-13 Ford E-Series Standard Van     |
| <b>BEDVTRF92X</b> | 1992-14 Ford E-Series Extended Van     |
| <b>BEDVTRG96</b>  | 1996-18 Chevrolet Express Standard Van |
| <b>BEDVTRG96X</b> | 1996-18 Chevrolet Express Extended Van |
| <b>BEDVTTC11</b>  | 2011-13 Ford Transit Connect Van       |



## The Belltech Stance

Designed to build a truck or SUV to suit the personality and lifestyle of the owner through the use of matched components. Using Belltech suspension components for front drops from 1 to 5 inches and rear drops ranging from 1 to 8 inches, anyone can build a custom sport truck to meet personal objectives. **Call for applications.**



## Performance Handling Kits



Premium Performance Handling Kits include all of the necessary components to properly lower a sport truck or SUV, while providing improved performance handling and superior ride quality. Each kit is complete with Street Performance Plus shock absorbers, sway bar, and necessary hardware.

| Part No.  | Description  | Lowers Front | Lowers Rear |
|-----------|--|--------------|-------------|
| BLL985HK  | 2007-18 Silverado/Sierra 1/2 Ton Pick-Up (All Cabs), Short Bed | 1"-3"        | 2"-3"       |
| BLL987HK  | 2014-18 Silverado/Sierra 1/2 Ton Pick-Up (All Cabs), Short Bed | 1"-3"        | 4"          |
| BLL1001HK | 2015-18 F-150 (All Cabs) 2/4WD                                 | 1"-3"        | 4"          |

## Performance Handling Kits Plus



Top-of-the-line kits are similar to the standard units but add double-adjustable shock absorbers for a truly customizable ride. Kits come complete with Street Performance Plus adjustable shock absorbers, sway bar, and necessary hardware.

| Part No.   | Description  | Lowers Front | Lowers Rear |
|------------|--|--------------|-------------|
| BLL985HKP  | 2007-13 Silverado/Sierra 1/2 Ton Pick-Up (All Cabs), Short Bed | 1"-3"        | 2"-3"       |
| BLL987HKP  | 2014-18 Silverado/Sierra 1/2 Ton Pick-Up (All Cabs), Short Bed | 1"-3"        | 4"          |
| BLL963HKP  | 2009-18 Dodge Ram Quad/Crew Cab (w/o Air Suspension)           | 1"-3"        | 4"          |
| BLL1001HKP | 2015-18 F-150 (All Cabs) 2/4WD                                 | 1"-3"        | 4"          |



## Bilstein B6 - HD Light Truck/SUV

If you're looking for suspension performance, the BILSTEIN shock absorber is the best solution to improve your Truck or SUV's ride. Unbelievable control, precise handling, ultimate performance and incredible comfort. You'll soon discover there is, quite literally, nothing like it. **Call for applications**

- Monotube gas pressure construction
- Improved ride and handling
- Added traction and enhanced stability
- Increased performance, even when hauling or towing heavy loads.
- Road-tested and fine-tuned by BILSTEIN for each vehicle specific application.



## Female Cigarette Adaptor BAT081-0069-8

With six feet of cord and ring terminal connection fitting this adaptor allows mounting items in those hard to access locations.. Rugged and durable construction with protective flap to keep out foreign objects.



## Battery Management System

Solid-state two-color LED indicates stage of charger; spark-proof and reverse polarity protected. Two independent charging stations, each providing 12 volts/1.25 amps, with temperature compensation to ensure optimum charge voltage according to ambient temperature. Complete 3-step charging program (Initialization, Bulk Charge, Float Mode) allows for optimization of battery power without overcharging. 2-year limited warranty.



| Part No.          | Description                       |
|-------------------|-----------------------------------|
| BAT022-0165-DL-WH | 2-Bank Battery Management System  |
| BAT022-0148-DL-WH | 4-Bank Battery Management System  |
| BAT021-0133-DL-WH | 5-Bank Battery Management System  |
| BAT021-0134-DL-WH | 10-Bank Battery Management System |

## Battery Tender Junior

The Junior offers 3-step, fully automatic charging. Choose the 6V @ 750mA or the 12V @ 750mA charger with 12-foot output cords. The charger will not spark even when output leads touch. It's reverse polarity protected, and even if the leads get hooked to the wrong terminals, no damage will occur to the battery or the charger. A two-color LED state-of-charge indicator is standard. The Battery Tender Junior has a 5-year warranty.




| Part No.    | Description |
|-------------|-------------|
| BAT022-0196 | 6 Volt      |
| BAT021-0123 | 12 Volt     |

## Junior 12V 800 Selectable Lead Acid/ Lithium Charger **NEW!** BAT022-0199-DL-WH

The Battery Tender® Jr. 800 is lightweight, compact, and very easy to use, especially in small spaces. With selectable battery type, it will keep your battery fully charged so that it is ready to go when you are!





### Battery Tender Plus BAT021-0128

The 12V@1.25 amp Battery Tender Plus offers 4-step, fully automatic charging for all types of batteries and poses no threat to battery or charger if reverse polarity occurs. Spark-proof, even if leads touch. The Plus is strong enough to perform optimal charge even in extreme weather. A 72-hour safety timer protects marginal batteries. The state of charge indicator has two LED's to help monitor battery condition at all times. Output cords are 6 ft. long. The Battery Tender Plus has a 10-year warranty.



### Power Tender 4-Amp NEW! BAT022-0209-DL-WH

The Battery Tender® 4-amp Power Tender can be used on 12-volt or 6-volt AGM/Standard batteries and 12-volt only GEL/Lithium type batteries. Designed with ISM™ (infinite sequential monitoring) of the 4-step charging process: qualification, bulk charge, absorption, and float. It's reverse polarity protected; even if the leads get hooked to the wrong terminals, no damage will occur to the battery or the charger. 5-year warranty.



### Power Plus™ 75A Booster Battery Charger w/Wi-Fi NEW! BAT022-0227-DL-WH

Integrated Wi-Fi allows user to connect charger to the internet, get alerts, and control the charger from IOS or an Android device. The Power Plus series also allows connecting the battery to the internet. Output features include charging and maintaining @ 1.25 amp, battery boost @ 20 amp, engine start assist @ 75 amp and 1 amp 13-volt power supply. ISM™ adaptive charging micro-controller constantly updates charge sequence for smooth transitions between charging steps. It's reverse polarity protected; even if the leads get hooked to the wrong terminals, no damage will occur to the battery or the charger. 5-year warranty.



### Waterproof 800 BAT022-0150-DL-WH

12V @ 800mA unit is waterproof, vibration and shock-resistant, and spark-proof even when leads touch. It has 3-step fully automatic charging for all types of batteries, reverse polarity protection, state-of-charge indicator and a 3-year warranty.



### Wireless Battery Monitor NEW! BAT081-0172

This wireless battery monitor is designed to alert a smart phone or tablet on a battery's charge status or current voltage. Installs in-line with any Battery Tender® product. Must be used with Battery Tender® app.



### Ring Terminal Harness With Black Fused 2-Pin Quick Disconnect Plug BAT081-0069-6

Has 18" cord adaptor and plugs into all Deltran Battery Tenders. Convenient for hard-to-access batteries.



### Alligator Clips With Black 2-Pin Quick Disconnect Plug BAT081-0069-4

Has 8" cord adaptor and plugs into all Deltran Battery Tenders. Convenient for hard-to-access batteries.



### Extension Leads

Extension lead for use to extend the length of the charger's reach from input to battery. Not for use with the 6-volt battery tender.



| Part No.       | Description    |
|----------------|----------------|
| BAT081-0148-12 | 12.5 Feet Long |
| BAT081-0148-25 | 25 Feet Long   |

### Battery Tender Case

A zippered carrying case was designed for the Battery Tender International and is also suitable for the Battery Tender Plus and Junior units. It's a convenient way to protect the Battery Tender and accessories from dirt or loss.



| Part No.    | Description                  |
|-------------|------------------------------|
| BAT500-0017 | Small 4" x 6"                |
| BAT500-0139 | 8" x 6" x 3.5" Carrying Case |
| BAT500-0140 | Large 10" x 12"              |

### Power Inverters NEW!

These inverters provide mobile capability to deliver electric power for AC appliances when there is no traditional AC power outlet available. Depending on the model, connection to the battery is either with the supplied cigarette adapter or alligator clips that attach directly to the battery. The AC output connectors provide the means to run traditional appliances like fans, lamps, radios, TV's, and toasters. Additionally, 2 USB output connectors provide 5-volt DC power to run other devices like digital cameras, fans, game consoles, GPS's, lamps, and more. One-year warranty.



| Part No.          | Description  |
|-------------------|--|
| BAT026-0002-DL-WH | 120W Power Inverter, LED Indicator, One 120W AC Port, Two 5-Volt USB Ports With 2.4A Combined Total Output, Cigarette Adapter                              |
| BAT026-0003-DL-WH | 400W Power Inverter, LCD Output Power Screen, Two 400W AC Output Ports, Two 5-Volt USB With 3.1A Combined Total Output, Cigarette Adapter, Alligator Clips |
| BAT026-0004-DL-WH | 750W Power Inverter, LCD Output Power Screen, Two 400W AC Output Ports, Two 5-Volt USB With 3.1A Combined Total Output, Alligator Clips                    |



### Solar Controller BAT021-1162

Easily convert an existing solar panel into a solar charger using Battery Tender's patented Super Smart Charging Algorithm. Usable input range is between 5-45 watts. Sure to be popular with RV owners and boaters.



### Digital Voltage Indicator with LCD Display NEW! BAT081-0157

The LCD displays battery voltage when the button is pressed or when initially plugged in. Display voltage range is 3 to 16V, resolution is +/-0.1 volt. The red LED flashes when voltage is low. **GREEN:** Battery Charged (greater than 12.0C) **YELLOW:** Battery is low (11.6 to 12.0V). **RED:** Battery is discharged (Less than 11.6V)



### Solar Chargers With Built-In Controllers

Innovative new Solar panels feature integrated Battery Tender chargers for 100% portable charging and maintenance. Perfect for storage spaces without power access. The 5-watt charger is designed purely as a maintainer, the 10-watt adds a 1/2 amp when charging, while the 15-watt unit offers nearly 1 full amp of charging. The only solar panels currently available with a built-in charge controller to prevent overcharging.



BAT021-1163

| Part No.    | Description                                  |
|-------------|--|
| BAT021-1163 | 5-Watt Solar Panel With Built-In Controller  |
| BAT021-1164 | 10-Watt Solar Panel With Built-In Controller |
| BAT021-1165 | 15-Watt Solar Panel With Built-In Controller |

**Note:** Output of the charger is based upon panel being fully sun loaded.

### AGM And Lithium Battery Jump Starters NEW!

These 12-volt jump starters are designed to jump start cars, most boats, light trucks, motorcycles, ATV's, and lawn tractors. An additional 2100MA USB port with an LED indicator allows charging USB accessories. LED indicators show charging levels, reverse/incorrect connection, battery charge level, and charging status. 12-month limited warranty.



| Part No.       | Description  |
|----------------|--|
| BAT030-0003-WH | 700 Amp Jump Starter, 18Ah AGM Internal Battery, 12-Volt DC Outlet, AC Charging Jack, 2 Ft. Eight Gauge Cables |
| BAT030-0004-WH | 1200 Amp Jump Starter, 12Ah AGM Internal Battery, 12-Volt DC Outlet, AC Charging Jack, 30" Six Gauge Cables    |

### USB Charger Quick Disconnect BAT081-0158

Battery Tender quick disconnect plug with USB charger features 12V input and maximum 2.1 amps output, allowing you to use your Battery Tender to charge a smartphone, GPS, camera, or any other USB-powered device. Simply connect to the quick disconnect plug on a Battery Tender.



**NEW!**



**NEW VENDOR**

### Super Trucker Wheels

Bart Wheels Super Trucker Wheels are designed for 2WD or 4WD trucks and are built with high-strength steel center material and a roll-formed rim shell to handle off-road and over-the-road use with ease.

| Part No.    | Description                                 |
|-------------|---|
| CLE413-5408 | 15" x 14" 8" x 6.5" 3.5" BS Blk Supertruck  |
| CLE7015012  | 15" x 10" 5" x 4.5" 3.75" BS Blk Supertruck |
| CLE7015806  | 15" x 8" 6" x 5.5" 3.75" BS Blk Supertruck  |
| CLE7015812  | 15" x 8" 5" x 4.5" 3.75" BS Blk Supertruck  |
| CLE7015855  | 15" x 8" 5" x 5.5" 3.75" BS Blk Supertruck  |



### Trektop™ NX Plus™ Soft Top NEW!

The Trektop™ NX Plus™ brings a tight, clean fabric soft top look to your jeep. Run it as a fully-enclosed, all-season soft top for protection from the elements or remove the sides and rear window and enjoy it as a bikini allowing you to feel the breeze as you experience your outdoor adventure. Zippered pockets above the driver and passenger provide for organization of small gear items. Zipperless technology allows for an improved fit and easier installation. Use of the tailgate bar and clips allows for hassle-free opening of the tailgate. This improvement on the best-selling Trektop™ NX is a step-up in fit, quality, and durability. The Trektop™ NX Plus™ works with all factory half and full steel doors as well as Bestop door kits (sold separately).

| Part No.    | Description                            |
|-------------|--|
| BES56852-35 | 2007-18 Wrangler JK 2 Door Black Twill |
| BES56853-35 | 2007-18 Wrangler JK 4 Door Black Twill |





## Retractable Sunshade **NEW!**

A mesh bikini when you want it-easily retracts when you don't. Simply unhook the Sunshade from the front and let it roll back and out of sight for an open-air experience. For sun protection, reach above and pull the sunshade up and over the front seats, hooking it into place behind the visor. The retractable sunshade remains installed under most soft tops (not compatible with Trektop NX Plus). The Sunshade installs quickly with no drilling required, the fabric is UV-resistant, stands up to the elements, does not fade and has durable edging to resist fraying. Comes with limited three-year warranty and is not compatible with factory hardtop without optional parts kit.



| Part No.           | Description  |
|--------------------|--|
| <b>BES52405-11</b> | 2007-18 Wrangler JK 2-or 4-door For Soft Top:        |
| <b>BES52406-11</b> | 2007-18 Wrangler JK 2-or 4-door Sunrider for Hardtop |

## Sunrider® Top

A durable all-weather year-round replacement for the factory Freedom Panels. Able to pull-back or fold forward to offer an open-air ride. No drilling required. Available in 28 oz. semi gloss Black Diamond or 30 oz. flat finish Black Twill fabric.

| Part No.           | Description                       |
|--------------------|-----------------------------------|
| <b>BES52452-17</b> | 2018-19 Wrangler JL Black Twill   |
| <b>BES52452-35</b> | 2018-19 Wrangler JL Black Diamond |
| <b>BES52450-17</b> | 2007-18 Wrangler JK Black Twill   |
| <b>BES52450-35</b> | 2017-18 Wrangler JK Black Diamond |



## Wrangler and Wrangler Unlimited Door Jackets **BES51666-01**

Durable fabric jackets utilize heavy-duty zippers to provide protection during long or short term storage. Door Jacket is designed with handles to help you easily carry and store your doors. For added convenience, the full steel Door Jackets can be installed while the door is in place on your vehicle. For 1976-17 CJ-7, Wrangler and Wrangler Unlimited. Fit full steel doors. Sold in pairs.



## Hood Latch Kit For 1942-95 Jeep CJ/Wrangler **BES51291-01**

Replaces old or worn out hood latches. Maintains look and function of your original hood latches. Steel construction for durability. Includes set of two latches for both sides of hood. Black painted finish.



## Trektop™ NX Glide™ **NEW!**



Designed to operate like a convertible top, the Trektop™ NX Glide™ folds behind the rear seat, creating a completely open air ride. The zipper-less side and rear panels allow for easy slide-in and slide-out operation. No-drill installation is fast and simple. Kit includes soft top fabric, window panels, and bow assemblies. Black twill only. Made in USA.

| Part No.           | Application                                |
|--------------------|--|
| <b>BES54922-17</b> | 2007-18 Wrangler JK Two Door, Black Twill  |
| <b>BES54923-17</b> | 2007-18 Wrangler JK Four Door, Black Twill |

## Window Storage Duffel **NEW!** **BES42810-09**

Window Storage Duffel has layers of special blue fabric that are non-abrasive and won't scratch or mark your window panels. Insert the windows one at a time between the protective layers, and simply roll up the bag. Velcro straps secure the neatly rolled duffel so it can fit in the rear cargo area perfectly.



## Under Seat Locking Storage Box

Provides lockable hidden storage space. Comes with pick-resistant lock and two keys. Included heavy-duty braided steel cable cord with clear vinyl cover securely attaches to any location inside vehicle (TJ version). Made of heavy-duty, 16-gauge carbon steel with textured black powder coat finish. Storage space for JK is 16" x 5-3/4" x 2-7/8".



| Part No.           | Description   |
|--------------------|---|
| <b>BES42640-01</b> | 2007-10 Wrangler 2-Door, 2007-17 Wrangler 4-Door, Drivers Side Mounting   |
| <b>BES42642-01</b> | 2008-10 Wrangler 2-Door, 2007-17 Wrangler 4-Door, Passenger Side Mounting |
| <b>BES42641-01</b> | 1997-06 Wrangler 2-Door, Wrangler TJ                                      |



## Vinyl Care Kit **NEW!** BES11215-00

Vinyl Care Kit has all three primary vinyl fabric/vinyl window care and protectant products all in one box. Keep one in your Jeep and another in the garage for year-round use.

**Note:** These products are not for use on black or color twill fabrics.



## Highrock 4x4 Mirror Replacement Set For 1988-06 Wrangler BES51261-01

Designed to match factory-original styling and function, these mirror sets simply bolt up to factory mounting locations with no drilling or modifications required. All mirror kits come in pairs, complete with mounting hardware and instructions.



## LS Smooth Finish Modular Valve Covers **NEW!**

These 2-piece modular valve covers are designed to work specifically with GM LS3 coils. The coil packs and wire harness mount in the factory location with the wires routing out holes in the side of the cover. Manufactured from 6061-T6 billet aluminum with hidden oil fill cap on each cover. Smooth top is attached with stainless steel ARP fasteners. Available in black anodized or polished finishes. Pair. Made in USA.



| Part No.                  | Description                      |
|---------------------------|----------------------------------|
| <a href="#">BSPP95471</a> | Two-Piece, Polished Finish       |
| <a href="#">BSPP95476</a> | Two-Piece, Black Anodized Finish |

## Streamline LS Cast Valve Covers **NEW!**

Streamline LS Valve Covers bring a unique new look in engine accessories. The precision-machined billet aluminum trim strip complements Billet Specialties Streamline air cleaners as well as the trim of most vehicles. Ready-to-finish model has a bead blasted surface prepped for powder coat or paint to match the rest of your vehicle. Sold in pairs.



| Part No.                    | Description                        |
|-----------------------------|------------------------------------|
| <a href="#">BSP95424</a>    | Two-Piece, Satin Black Powder Coat |
| <a href="#">BSP95424RTF</a> | Two-Piece, Ready To Finish         |

## LS Chevrolet Script Valve Covers **NEW!**

Modular valve covers hide the coils and harness for a clean look as well as provide a more traditional appearance for your LS motor. Precision-machined from 6061-T6 aluminum, each pair of valve covers features quality ARP fasteners to match other billet accessories. Features a hidden oil cap and works well with GM coils P/N 12611424



| Part No.                  | Description               |
|---------------------------|---------------------------|
| <a href="#">BSPP95480</a> | Two-Piece, Polished       |
| <a href="#">BSPP95485</a> | Two-Piece, Black Anodized |

## LS Valley Cover Plates **NEW!**

Machined from 6061-T6 billet aluminum, these covers are available in either plain or black finish. Manufactured with 1/8" NPT breather ports and include stainless steel fasteners. Made in USA.



| Part No.                    | Description                      |
|-----------------------------|----------------------------------|
| <a href="#">BSP95059</a>    | GM LS Valley Cover, Plain Finish |
| <a href="#">BSPBLK95059</a> | GM LS Valley Cover, Black Finish |

## GM LS Engine • Sport Trac Serpentine System BSP12500

Precision-machined, satin-black powder coated brackets and pulleys assure flex-free operation and laser-straight belt alignment. Kit components are of the best available in the marketplace, known for reliability and exceptional performance. These components include 170-amp Powermaster one-wire alternator, Sanden SD-7 A/C compressor, and Tuff Stuff new aluminum power steering pump with reservoir. Alternator and power steering pump pulleys are pre-installed. Six-rib serpentine belt and stainless steel hardware are also included. Made in USA.



## Tru Trac Ultimate Serpentine System

Tru Trac bolts on at the water pump and aligns perfectly with no need for stabilizer brackets or adjuster bars. System includes a 105-Amp Powermaster alternator, Sanden SD-7 A/C compressor, Edelbrock aluminum water pump, billet aluminum compressor cover, a serpentine belt, hard-coated, polished billet aluminum pulleys with anodized belt surfaces, and all brackets, tensioners, and fasteners.



BSP13450

| Part No.                  | Description   |
|---------------------------|---|
| <b>Chevrolet</b>          |   |
| <a href="#">BSP13450</a>  | Top Mount LS With AC, With Power Steering Pump          |
| <a href="#">BSP13450P</a> | Top Mount LS With AC, With Power Steering Pump Polished |



## LS Thermostat Housings

Billet Specialties LS thermostat housings are precision machined from 6061-T6 billet aluminum

| Part No.                    | Description                         |
|-----------------------------|-------------------------------------|
| <a href="#">BSP90134</a>    | Polished                            |
| <a href="#">BSPBLK90134</a> | Black Straight-Out                  |
| <a href="#">BSP90334</a>    | Polished, Swivel Housing, 15°       |
| <a href="#">BSPBLK90334</a> | Black Anodized, Swivel Housing, 15° |



## Rad Rides Pro Bolts

Developed by Rad Rides by Troy, these stainless fender washers were designed to avoid paint distortion during assembly and add style to your engine compartment. Stainless hardware included. Sold in pairs

| Polished Part No.           | Bolt Size     | Washer Dia. |
|-----------------------------|---------------|-------------|
| <a href="#">BSP66130</a>    | 1/4"-20 x 1"  | 11/16"      |
| <a href="#">BSP66110</a>    | 5/16"-18 x 1" | 3/4"        |
| <a href="#">BSP66140</a>    | 10-24 x 1"    | 9/16"       |
| <a href="#">BSPBLK66110</a> | 5/16-18 x 1"  | 3/4"        |
| <a href="#">BSPBLK66130</a> | 1/4-20 x 1"   | 11/16"      |



## Billet Battery Mounts

Billet aluminum mount has a recessed bottom tray to lock the battery in place. Choose black anodized or fully polished mount, each with stainless hardware.



[BSP248910](#)

| Part No.   | Description            |
|--|------------------------|
| <b>Optima Batteries</b>                                  |                        |
| <a href="#">BSP248910</a>                                | Black/Clear Anodized   |
| <a href="#">BSP248915</a>                                | Fully Polished         |
| <b>Powermaster S1000/S1600 And D1000/D1600 Batteries</b> |                        |
| <a href="#">BSP248920</a>                                | Black / Clear Anodized |
| <a href="#">BSP248925</a>                                | Fully Polished         |

## License Plate Frames

Machined from 6061-T6 billet and recessed on backside to conceal license plate. Includes stainless mounting hardware. Choose from plain or logo style frames.



[BSP55220](#)

| Part No.                 | Description                       |
|--------------------------|-----------------------------------|
| <a href="#">BSP55020</a> | Slimline Frame, Polished          |
| <a href="#">BSP55120</a> | Plain Frame, Polished             |
| <a href="#">BSP55220</a> | Lighted Frame, Polished           |
| <a href="#">BSP55320</a> | Lighted Bowtie, Polished          |
| <a href="#">BSP55520</a> | Third Brake Light Frame, Polished |



## 1997-02 Dodge Diesel Hose Kit BRG925117

Dodge power steering hose kit, OEM-style rubber with Hydro-Boost Brakes. Includes all pressure and return hoses for both the power steering and Hydro-Boost brake system.



## 1994-02 Dodge Cummins Diesel Hi-Flow P/S Pump BRG800328

Borgeson Hi-Flow power steering pump for the 1994-2002 Dodge Ram 2500 & 3500 trucks with the Cummins Turbo Diesel motor. This pump has the output pressure/flow calibrated to 1450-1550 PSI and 3.5 GPM to provide your Ram with all of the power its steering needs. Features a new reservoir with two returns (ships with one capped) for all Hydro-Boost or vacuum brake applications.



## 2003-2008 Borgeson New 6-Bolt "Dodge Box" BRG800123

Similar to Chrysler's offering for the 2003-08 Dodge trucks this Borgeson "Dodge Box" offers the largest piston diameter for the most available power assist. A modern variable valve allows for stable highway driving and effortless parking and maneuvering. Borgeson has adapted the pitman shaft to be compatible with all OEM and dropped pitman arms that fit the stock box.





## Replacement Steering Shafts

Borgeson offers a number of replacement steering shafts for old, worn-out assemblies. All shafts are easily installed with common hand tools and have needle bearing U-joints.



| Part No.              | Description  |
|-----------------------|--|
| <b>Chevrolet /GMC</b> |  |
| BRG000934             | 1979-91 All Models With 3-1/4" Diameter Rag Joint Only     |
| BRG000937             | 1999-08 All Models, Includes Vibration Reducer             |
| <b>Dodge</b>          |  |
| BRG000940             | 1979-93 Full Size  |
| BRG000950             | 1995-04 Full Size  |
| BRG000951             | 2006-08 1500 2WD, Mega Cab<br>2003-08 2500 And 3500 4WD    |
| BRG000952             | 2003-08 1500, 2500 And 3500 2WD (Except 1500 4x4 Mega Cab) |
| <b>Ford</b>           |  |
| BRG000970             | 1970-79 Full Size  |
| BRG000982             | 1997-04 F150<br>1997-99 F250                               |

| Part No.    | Description  |
|-------------|--|
| <b>Jeep</b> |  |
| BRG000903   | 1972-75 CJ, Manual                                 |
| BRG000915   | 1976-86 CJ, Manual with Vibration Reducer Upgrade  |
| BRG000873   | 1997-06 Wrangler TJ, Upper Shaft, Power And Manual |
| BRG000875   | 1997-02 Wrangler TJ, Lower Shaft, Power            |
| BRG000876   | 2003-06 Wrangler TJ, Lower Shaft                   |
| BRG000910   | 1976-86 CJ With Power Steering                     |



— Borla Touring sound is a mild growl. The single-core high-flow design of Borla's Touring mufflers adds power and driving excitement with a sound that is deep and throaty but just slightly louder than stock at open throttle. Perfect for the sleeper crowd.



— Borla S-Type sound is aggressive plus. The S-Type's optimized combination of packing filament, straight through the core dimensions, perforation pattern, and cylindrical shape delivers the intoxicating Borla "Sound of Power" with every squeeze of the throttle.



— ATAK® — "ACOUSTICALLY-TUNED APPLIED KINETICS"  
The highest available dB (decibel) levels in our street-legal lineup. The size, quantity, and perforation patterns of ATAK® muffler cores are tuned like a graphic equalizer on a vehicle-by-vehicle basis, to shape and focus sound waves for optimum high-volume output.

## Exhaust Systems

Borla exhaust systems are built of 100% T-304 Aircraft-quality stainless steel.

| Part No.             | Year    | Application  |
|----------------------|---------|--|
| <b>Chevrolet/GMC</b> |         |  |
| BOR140343            | 2009-13 | Silverado/Sierra 1500, V-8, 4.8L/5.3L/6.0L, AT/MT, 2/4WD, 4DR, EC, SB (78.7"), CC,SB (69.3"), 2.75" Single Round 4" Rolled Angle Cut Tip, Side Exit (Touring)  |
| BOR140535            | 2014-18 | Silverado/Sierra 1500 5.3L, AT/MT, EC, SB (78.7"), CC,SB (69.3"), 143.5" Wheel Base, 2.75" into muffler 2.25" out 4" Single Round Rolled Angle Cut Tip, Single Split Rear Exit (Touring)                                 |
| BOR140429            | 2009-13 | Silverado/Sierra 1500, V-8, 4.8L/5.3L/6.0L, AT/MT, 2/4WD, 4DR, EC, SB (78.7"), CC,SB (69.3"), single 2.75" into muffler dual 2.25" out, 4" Single Round Rolled Angle Cut Tip, Single Split Rear Exit (S-Type)            |
| BOR140546            | 2014-18 | Silverado/Sierra 1500, 5.3L AT/MT, EC, STDB (78.7"), CC,SB (69.3"), 143.5 Wheel Base 2.75" into muffler dual 2.25" out, 4" Single Round Rolled Angle Cut Tip, Split Side Exit (ATAK-Type)                                |
| BOR140537            | 2014-18 | Silverado/Sierra 1500, 5.3L AT/MT, EC, STDB (78.7"), CC,SB (69.3"), 143.5 Wheel Base 2.75" into muffler 2.25" out, 4" Single Round Rolled Angle Cut Tip, Single Split Rear Exit (ATAK-Type)                              |
| <b>Dodge</b>         |         |  |
| BOR140753            | 2019    | Ram 1500 5.7L Automatic Trans 2 & 4 Wheel Drive Crew Cab Short Bed 57" Bed 144.6" Wheelbase Through Bumper. Cat-Back Exhaust 3", 2.5" Single Round Rolled Angle-Cut, Single Split Rear Exit (S-Type)                     |
| BOR140752            | 2019    | Ram 1500 5.7L Automatic Trans 2 & 4 Wheel Drive Crew Cab Short Bed 57" Bed 144.6" Wheelbase Through Bumper. Cat-Back Exhaust 3", 2.5" Single Round Rolled Angle-Cut, Single Split Rear Exit (ATAK-Type)                  |
| <b>Ford</b>          |         |  |
| BOR140416            | 2011-14 | F-150 5.0L/6.2L AT/MT, 2/4WD, 4DR, EC, STDB (78.7"), CC,SB (67.0"), 3" into muffler 2.25" out, 4" Single Round Rolled Angle Cut Tip, Single Split Rear Exit (S-Type)   |
| BOR140417            | 2011-14 | F-150 5.0L/6.2L AT/MT, 2/4WD, 4DR, EC, STDB (78.7"), CC,SB (67.0"), 3" into dual muffler 2.25" out, 4" Single Round Rolled Angle Cut Tip, Single Split Rear Exit (ATAK-Type)   |
| BOR140615            | 2015-19 | F-150 2.7L/3.5L V6 EcoBoost (except Raptor) 5.0L V8 Automatic 2/4 WD, EC, STDB (78.8") CC,SB (67.0") (145" Wheel Base) 3" into muffler dual 2.25" out, 4" Single Round Rolled Angle-Cut, Single Split Rear Exit (S-Type) |
| <b>Jeep</b>          |         |  |
| BOR11956             | 2018-19 | Wrangler JL, 3.6L V6 AT/MT 2/4WD 4DR Single Round Rolled Angle Cut Tip, Single Split Rear Exit 2.75", 2.50" Tip, 3.5" RD x 60" Rear Section Axle Back Brushed Stainless Steel (S-Type)                                   |
| BOR11956             | 2018-19 | Wrangler JL, 3.6L V6 AT/MT 2/4WD 4DR Single Round Rolled Angle Cut Tip, Single Split Rear Exit 2.75", 2.50" Tip, 3.5" RD x 60" Rear Section Axle Back Brushed Stainless Steel (ATAK-Type)                                |

EC: Extended Cab. CC: Crew Cab. LB: Long Bed. SB: Short Bed

## X-Pipe w/Mid Pipes

This mid-section includes an X-pipe and muffler for increased performance and our distinctive Borla sound. It fits with either the OE tailpipes or Borla tailpipes.

| Part No.    | Year    | Application  |
|-------------|---------|--|
| <b>Ford</b> |         |  |
| BOR60637    | 2017-18 | Ford Raptor 3.5L EcoBoost® AT/MT. 2&4 Wheel Drive EC, SB, CC and SB 2.75" Into Muffler 3.0" Out (S-Type) |
| BOR60638    | 2017-18 | Ford Raptor 3.5L AT. 2&4 Wheel Drive CC, SB or EC, STDB 2.75" Into Muffler 3.0" Out (ATAK-Type)          |



## Trail Armor

Bushwacker Trail Armor components for the Jeep Wrangler combine rugged off-road durability and easy installation to transform your Jeep in minutes. Defend your Jeep with the kind of body protection that stands up to the trail anytime, anywhere.

Every custom made, OEM black matte finish Trail Armor product is made from tough Dura-Flex® TPO and installs without drilling, using 3M™ adhesive. Made in USA.

| Part No.                             | Application  |
|--------------------------------------|--|
| <b>Hood And Tailgate Protectors</b>  |  |
| BUS14013                             | 2007-18 Jeep Wrangler JK, Hood And Tailgate Protector  |
| <b>Rear Corners</b>                  |  |
| BUS14004                             | 1997-06 Jeep Wrangler TJ, Not TJ Unlimited, Rear Corners, Factory Or Bushwacker Flat Style Flares Only |
| BUS14084                             | 2018-19, Jeep Wrangler (JL) Rear Corner  |
| <b>Rocker Panels And Sill Plates</b> |  |
| BUS14002                             | 1997-06 Jeep Wrangler TJ, Not TJ Unlimited, Side Rocker Panels   |
| BUS14011                             | 2007-18 Jeep Wrangler JK 2 Door Sport Utility, Rocker Panels and Sill Plates                           |
| BUS14012                             | 2007-18 Jeep Wrangler JK 4 Door Sport Utility, Rocker Panels and Sill Plates                           |
| BUS14085                             | 2018, Jeep Wrangler (JL) 4-Door, Rocker Panel & Sill Plate Cover                                       |

| Part No.                 | Application  |
|--------------------------|--|
| <b>Front Corners</b>     |  |
| BUS14007                 | 1997-06 Jeep Wrangler TJ Custom Front Corners. No Drilling Required, Install with 3M Adhesive.   |
| <b>Body Cladding Kit</b> |  |
| BUS14901                 | 1997-06 Jeep Wrangler TJ. Not TJ Unlimited, Six Piece, Textured Diamondback Body Cladding Kit Consisting of Rear Corners, Rear Tailgate Piece, Front Accent Panel And Rocker Panels. |
| <b>Hood Scoops</b>       |  |
| BUS15002                 | 1998-18 Jeep Wrangler JK.  |

## Bedrail Caps

### 3 Great Styles

Bushwacker bed rail caps are offered in 3 different styles. Made with 100% UV-protected Dura-Flex (R) material, they install in minutes with 3M double-sided tape and clips. Built to last and backed by a limited lifetime warranty.

### OE™ - Tough



### Diamondback™ - Rough



### Smoothback™ - Popular



| Description                                 | OE       | Smooth Back | Diamond Back |
|---|----------|-------------|--------------|
| <b>Bed Rail Cap Applications</b>            |          |             |              |
| <b>Silverado/Sierra</b>                     |          |             |              |
| 1999-06, 1500/2500 78" Bed                  | —        | —           | BUS49503     |
| 1999-06, HD 2001-06 Long Bed With Stake     | —        | BUS48501    | —            |
| 1999-06, HD 2001-06 Long Bed Without Stake  | —        | BUS48502    | —            |
| 1999-06, HD 2001-06 Short Bed With Stake    | —        | BUS48503    | —            |
| 1999-06, HD 2001-06 Short Bed Without Stake | —        | BUS48504    | BUS49504     |
| 2007-13 Long Bed With Stake, 97.7"          | BUS49521 | —           | —            |
| 2007-13 Long Bed Without Stake, 97.7"       | BUS49518 | —           | —            |
| 2007-13 Standard Bed With Stake, 78.7"      | BUS49520 | —           | —            |
| 2007-13 Standard Bed Without Stake, 78.7"   | BUS49517 | —           | —            |
| 2007-13 Short Bed With Stake, 69.3"         | BUS49519 | —           | —            |
| 2007-13 Short Bed Without Stake, 69.3"      | BUS49516 | —           | —            |
| <b>Tailgate Cap Applications</b>            |          |             |              |
| <b>Chevrolet</b>                            |          |             |              |
| 1999-06 1500/2500                           | —        | —           | BUS49505     |
| 2007-13 Silverado                           | —        | BUS48516    | —            |
| Silverado/Sierra 1999-06, HD 2001-06        | —        | BUS48505    | —            |
| C/K Pickup 1988-00                          | —        | BUS48510    | —            |



## Fender Flares

CHEVY • FORD • DODGE • JEEP • NISSAN • TOYOTA



Dodge Ram OE Style Flare



Chevy Silverado HD Cut-Out Flare



Ford F-150 Extend-A-Fender Flare



Chevy Silverado OE Style Flare



2014-Up GMC Sierra Boss Pocket Style Fender Flare



2007-Up Chevy Silverado Original Pocket Style Fender Flare



2007-Up Jeep Wrangler Flat Style Fender Flare

### Fender Flare Features

- Styles - Street, OE, Extend-A-Fender, Pocket Style and Boss Pocket
- Matte black finish or easily painted
- Designed to blend with body accent lines
- Fasteners and factory holes hold flares in place
- Dura-Flex® Thermoplastic
- Limited lifetime warranty

| Fender Flare Applications   | OE Style    | Extend-A-Fender | Pocket Style             | Cut-Out     | Flat Style  | Boss Pocket |
|---|-------------|-----------------|--------------------------|-------------|-------------|-------------|
| <b>Chevrolet/GMC</b>  |             |                 |                          |             |             |             |
| 2015-19 GMC Sierra 2500/3500 HD, 78.8 in./97.6 in. Bed Lengths, Factory mud flaps must be removed | —           | BUS40966-02     | BUS40967-02              | —           | —           | BUS40968-02 |
| 2015-19 Sierra 2500/3500HD, 78.8"/97.8" Bed Lengths   | BUS40956-02 | BUS40964-02     | —                        | —           | —           | —           |
| 2014-18 Silverado 1500, 78.8"/97.8" Bed Lengths   | BUS40956-02 | —               | —                        | —           | —           | —           |
| 2019 Silverado 1500 4pc   | BUS40930-02 | —               | BUS40927-02              | —           | —           | —           |
| 2014-18 Silverado 1500, 69.3" Bed Lengths   | —           | —               | BUS40959-02              | —           | —           | —           |
| 2014-18 Silverado 1500, 78.8"/97.8" Bed Lengths   | —           | BUS40964-02     | —                        | —           | —           | —           |
| 2019 Sierra 1500  | —           | BUS40981-02     | —                        | —           | —           | —           |
| 2007-13 Silverado, All Standard And Long Bed, 78.7"/97.6"   | BUS40923-02 | BUS40975-02     | BUS40924-02              | —           | —           | —           |
| 2003-2006 Silverado And HD  | BUS40915-02 | —               | BUS40918-02              | —           | —           | —           |
| 1999-02 Silverado, 2001-02 HD   | BUS40907-02 | —               | BUS40917-02              | —           | —           | —           |
| 2007-13 Sierra Standard And Long Bed, 78.7"/97.6"   | —           | —               | BUS40928-02              | —           | —           | —           |
| 2007-13 Silverado Short Bed, 69.3"  | —           | —               | BUS40942-02              | —           | —           | —           |
| 1999-06 Sierra And 2001-06 HD   | BUS40907-02 | —               | BUS40917-02              | —           | —           | —           |
| 2015-18 Colorado, 61.2" and 62.7" Bed Lengths   | —           | —               | BUS40969-02              | —           | —           | —           |
| 2015-18 Colorado, 74.0" Bed Lengths   | —           | —               | BUS40970-02              | —           | —           | —           |
| <b>Dodge</b>  |             |                 |                          |             |             |             |
| 1994-01 Ram 1500, 1994-02 2500/3500   | BUS50903-02 | —               | —                        | —           | —           | —           |
| 2002-05 Ram 1500, 2003-05 2500/3500   | —           | —               | BUS50907-02              | —           | —           | —           |
| 2006-08 Ram 1500/2500/3500/Mega, SB Only  | —           | —               | BUS50907-02              | —           | —           | —           |
| 2009-18 Ram 1500 All Beds   | BUS50920-02 | —               | BUS50915-02              | —           | —           | —           |
| 2010-19 Ram 2500/3500, 76.3" And 98.3" Beds   | —           | —               | BUS50919-02              | —           | —           | —           |
| 2019 Ram 1500, Crew Cab   | BUS50928-02 | BUS50926-02     | BUS50924-02              | —           | —           | —           |
| <b>Ford</b>   |             |                 |                          |             |             |             |
| 2017-19 Ford F250, All Beds   | BUS20944-02 | BUS20943-02     | BUS20942-02              | —           | —           | —           |
| 2011-16 F250 Super Duty, 81.8" And 98" Bed  | —           | —               | BUS20931-02              | BUS20940-02 | —           | —           |
| 2008-10 Ford Super Duty   | BUS20918-02 | —               | —                        | —           | —           | —           |
| 1999-07 Ford Super Duty, Long Bed   | BUS20909-02 | —               | BUS20914-02              | —           | —           | BUS20043-02 |
| 1999-07 Ford Super Duty, Short Bed  | BUS20909-02 | —               | BUS20914-02              | —           | —           | BUS20044-02 |
| 2004-08 F150  | —           | BUS20915-02     | BUS20916-02              | —           | —           | —           |
| 2009-14 F150  | —           | BUS20926-02     | —                        | —           | —           | —           |
| 2015-17 Ford F150, All Beds   | —           | BUS20936-02     | —                        | —           | —           | —           |
| 2016-17 Ford F150, All Beds   | BUS20937-02 | —               | —                        | —           | —           | —           |
| 2018-19 Ford F150   | BUS20948-02 | BUS20947-02     | BUS20946-02 <sup>1</sup> | —           | —           | —           |
|   |             |                 | BUS20945-02              | —           | —           | —           |
| 2019 Ford Ranger  | BUS20955-02 | BUS20953-02     | —                        | —           | —           | —           |
| 2019 Ford Ranger Super Crew   | —           | —               | BUS20949-02              | —           | —           | —           |
| 2019 Ford Ranger Super Cab  | —           | —               | BUS20950-02              | —           | —           | —           |
| <b>Jeep</b>   |             |                 |                          |             |             |             |
| 2018 JL Wrangler  | —           | —               | BUS10921-07              | —           | BUS10923-07 | —           |
| 2007-18 JK Wrangler 2DR   | —           | —               | —                        | —           | BUS10919-07 | —           |
| 2007-18 JK Wrangler 4DR   | —           | —               | —                        | —           | BUS10918-07 | —           |
| 1997-06 TJ Wrangler   | —           | —               | BUS10908-07              | —           | BUS10920-07 | —           |
| <b>Toyota</b>   |             |                 |                          |             |             |             |
| 2007-13 Tundra, Without Factory Mud Flap  | —           | —               | BUS30911-02              | —           | —           | —           |

Sold as front and rear sets unless noted. <sup>1</sup> - 20945-02 adds 1.5" of tire coverage for max coverage order 20946-02 which gives 2.75" of tire coverage



## Trail Armor® Soft Tops

Bushwacker is taking Jeep soft tops to the next level with the Trail Armor Soft Top. Now there is no need to remove your top for open air driving with the exclusive Trail Armor fold-back/fold-forward design for front and rear passengers. The Trail Armor® Soft Tops have an easy, one-handed fold-back sunroof operation with fold-forward sunroof option for rear passengers and is made of premium 30-oz. triple-layered twill material for a quieter ride when closed. The windows are DOT-approved, 40 mil thick, pressed, polished, and tinted for clarity, privacy, and durability with heavy-duty zippers and exclusive pockets for window and cell phone storage.

| Part No.                 | Description   |
|--------------------------|---|
| <a href="#">BUS14925</a> | 2007-18, Jeep Wrangler (JK) Unlimited 4-Door, Black Fast Back |
| <a href="#">BUS14935</a> | 2007-18, Jeep Wrangler (JK) 2-Door, Black Fast Back           |
| <a href="#">BUS15225</a> | 2007-18, Jeep Wrangler (JK) Unlimited 4-Door, Black Flat Back |
| <a href="#">BUS15235</a> | 2007-18, Jeep Wrangler (JK) 2-Door, Black Flat Back           |



## Rocker Panels

Rocker Panel armor protects the rocker area under the doors from road debris and scratches. Tough Dura-Flex(R) 2000 TPO with an OEM-textured matte black finish panels hide unsightly pinch welds and rust, and install without drilling using 3M(TM) adhesive. Made in the USA and covered by a limited lifetime warranty.

| Part No.                 | Description                             |
|--------------------------|---|
| <a href="#">BUS14064</a> | 2009-18 Dodge Ram, Crew Cab Black       |
| <a href="#">BUS14083</a> | 2009-18, Ram 1500 Extended Cab          |
| <a href="#">BUS14067</a> | 1999-06 GM P/U Crew Cab, Black          |
| <a href="#">BUS14068</a> | 1999-06 GM P/U Extended Cab, Black      |
| <a href="#">BUS14065</a> | 1999-06 GM P/U Extended Cab, Black      |
| <a href="#">BUS14081</a> | 2014-18, Silverado/Sierra 1500 Crew Cab |



## Multi-Purpose Classic GL-4 SAE 80W-90 Gear Oil

Recommended for use in such time-honored traditional manual transmissions as those made by Muncie, Rockwell, NVG/New Process, Borg-Warner, Saginaw and Ford as well as those used in many imports. Not for use in applications requiring API GL-5 quality extreme pressure (EP) lubricants or where OEM-specialized fluids are mandated. Sold in one- quart or cases of 12 quarts.

| Description     | 1 Quart Part No.             | (12) 1 Qt. Bottles Part No.     |
|-----------------|------------------------------|---------------------------------|
| GL-4 SAE 80W-90 | <a href="#">BPO023-77296</a> | <a href="#">BPO023-77296-12</a> |



## Full Synthetic Hypoid Gear Lubricant

For manual transmissions and hypoid differentials, 100% synthetic lubricant is used when SAE 75W, SAE 80W-90, or SAE 90W is recommended.

| Description | 1 Quart Part No.             | (12) 1 Qt. Bottles Part No.     |
|-------------|------------------------------|---------------------------------|
| 75W-90      | <a href="#">BPO023-77666</a> | <a href="#">BPO023-77666-12</a> |



## Frigid Blue Snowplow Oil

Premium-quality, high viscosity index, anti-wear hydraulic oil offers superior low-temperature fluidity operational to minus 81 degrees Fahrenheit. Special formula helps to protect against hydraulic pump wear, rusting, corrosion, oxidation and foaming. Extreme low temperature formula provides outstanding performance under the most severe winter conditions.

| Part No                         | Description                                |
|---------------------------------|--|
| <a href="#">BPO009-73506-12</a> | Frigid Blue Snowplow Oil, Case 12/1 Quarts |
| <a href="#">BPO009-73506</a>    | Frigid Blue Snowplow Oil, 1 Quart, Each    |



## Renegade

Renegade is the perfect tool for snatching Jeeps and light trucks from mud, sand, or snow. We even made it Military Camo green to match the military specs that this rope was derived from. Mesh duffle bag and camo Velcro wrap included.



| Part No.                     | Size       | Break Strength |
|------------------------------|------------|----------------|
| <a href="#">BUB176655BKG</a> | 3/4" x 20' | 19,000 lbs.    |

## Bubba

The original strap buster! Made from the highest quality nylon, this powerful rope is the best choice for recovery and towing. Length is determined when rope is under load. Comes with a mesh duffle bag for easy carrying and storing.



| Part No.                     | Size              | Break Strength |
|------------------------------|-------------------|----------------|
| <a href="#">BUB176660BLG</a> | 7/8" x 20' (Blue) | 28,600 lbs.    |
| <a href="#">BUB176680RDG</a> | 7/8" x 30' (Red)  | 28,600 lbs.    |

## Big Bubba

Great for full-size trucks and large SUVs, this monster snatch rope features a breaking strength of over 52,300 pounds! Length is determined when rope is under load. The Big Bubba comes with its own mesh duffle bag for easy carrying and storing.



| Part No.                     | Size                  | Break Strength |
|------------------------------|-----------------------|----------------|
| <a href="#">BUB176720ORG</a> | 1-1/4" x 30' (Orange) | 52,300 lbs.    |

## Jumbo Bubba

Jumbo Bubba is a mega snatch rope. This rope is so strong it can pull a full size dump truck out of the muck. Monster trucks, this is the rope for you! Comes with its own mesh duffle bag for easy carrying and storing.



| Part No.                     | Size                 | Break Strength |
|------------------------------|----------------------|----------------|
| <a href="#">BUB176730GRG</a> | 1-1/2" x 30' (Green) | 74,000 lbs.    |

## Extreme Bubba

The Extreme Bubba is ideal for recovering heavy-duty vehicles such as tractors, semis, and dump trucks from sticky situations! Extreme Bubba comes with a special velcro web strap for handy carrying. Does not come with a duffle bag.



| Part No.                     | Size             | Break Strength |
|------------------------------|------------------|----------------|
| <a href="#">BUB176750BKG</a> | 2" x 30' (Black) | 131,500 lbs.   |

## Winch Replacement Line And Winch Line Extensions

Ideal replacement line for steel and other synthetic winch ropes. Fabricated from 12 strand Plasma® rope. Some of the features include a non-metal lightweight yet very strong eye, Gator-ized® vinyl covering for added line protection, as well as Gator-Jaw® soft shackle and a removable Bubba Rope Life Guard™ for added rope protection. The line is color banded every ten feet. 17,200-pound breaking strength.



| Part No.                  | Description                     |
|---------------------------|---------------------------------|
| <a href="#">BUB176756</a> | 3/8" x 50' Winch Line Extension |

## Rock-N-Roll Recovery Kit NEW!

Trail mesh roll-up kit bag with trash bag pocket. The kit contains Bubba Rope, two Gator-Jaw® synthetic shackles, 10' tree hugger protector strap, winch line damper tool pouch, pair of 1" x 6' Bubba Rope camo ratchet tie downs and a life "Rock" guard.



| Part No.                  | Description         |
|---------------------------|---------------------|
| <a href="#">BUB251627</a> | With 20' Bubba Rope |

## The Tree Hugger™


The Tree Hugger™ is designed to protect your winch line from girdling the bark off nature's tree trunks (Ouch!) or fraying your synthetic winch line during off-road vehicle recovery. Made from 3 inch wide 100% polyester neon orange webbing. Includes duffle bag and Velcro straps.



| Part No.                    | Size | Break Strength |
|-----------------------------|------|----------------|
| <a href="#">BUB176006OR</a> | 6'   | 58,000 lbs.    |

## Gator-Jaw Soft Shackle

Gator-Jaw is a soft shackle that uses a self-tightening loop that slips over a specially designed knot to complete a continuous closed ring. Manufactured from Plasma rope, the highest strength synthetic rope currently available.



| Part No.                  | Size           | Break Strength |
|---------------------------|----------------|----------------|
| <a href="#">BUB176744</a> | 1/4" Diameter  | 11,000 lbs.    |
| <a href="#">BUB176745</a> | 7/16" Diameter | 32,000 lbs.    |

## Black OP Tow Strap BUB17600BOP2

This 100% American-made Black OP tow strap is designed and manufactured to "set the bar high" as a quality nylon strap. Nylon construction is far superior to the many polyester straps on the market, as nylon acts like a shock absorber for the stopping and starting motion of towing a vehicle. Each Black OP tow strap includes a sewn-on, easy-to-read label stating its certified breaking strength. Other great features include sewn-on high-viz reflective tape for day or night use and protective Cordura® covered eyes. All Black OP tow straps will be shipped in their own mesh storage bag.





## GT™ Gauge Tuner Diesel

The GT is an all-in-one downloader, monitor, and tuning device. The GT Diesel features multiple power settings with the ability to adjust drivetrain and user settings. In addition, the GT line features all of the same gauge/monitoring functions as well as the advanced Driving Coach software to aid drivers in maximizing their fuel economy.



### Vehicle Monitoring Functions:

- Real Time Fuel Economy • Average Fuel Economy • Load • Coolant Temperature • Fuel Rail Pressure • Manifold Absolute Pressure
- Engine RPM • Speed • Timing Position • Air Intake Temperature
- Mass Air Flow (grams/seconds) • Throttle Position • Fuel Level
- Battery Voltage • Ambient Temp.

### GT Diesel Gauge Tuner Features:

- GT Diesel Features Economy/Tow Tune 50 Horsepower, Performance Tune 75 Horsepower, Extreme Tune 100+ Horsepower
- Reads And Erases DTC's • Safety Defueling • DPF Burn-Off For 2008's
- Download Features Speed Limiter, Rev Limiter, Calibrate OEM Speedometer, Transmission Tunings • Vehicle Options Offer Seat Belt Reminder Chime, Auto Door Lock, High Rev Function

| Part No.    | Year                 | Description                  |
|-------------|----------------------|------------------------------|
| BUL40420 *2 | 2003-16 <sup>1</sup> | Dodge, 5.9L And 6.7L         |
|             | 2003-16              | Ford, 6.0L, 6.4L, 6.7L, 7.3L |
|             | 2001-16              | GM, 6.6L                     |

\* Not for sale in California <sup>1</sup> - 2013-16 Dodge needs unlock cable BUL42214

<sup>2</sup> - Diesel Only Applications

## BDX BUL40470

The Bully Dog BDX is a high-performance, flash-and-go handheld tuner for both gas and diesel vehicles. The BDX provides custom dyno-proven performance tunes that increase horsepower and torque. Unlike other devices that ship with outdated tune files, the BDX always downloads the latest files tailored for your specific vehicle via the cloud and built-in WiFi. The BDX tuner also monitors a wide range of critical engine and transmission parameters while giving you custom gauge views.



- Unlock greater towing ability and off road potential
- Cloud Wifi custom tailored tune delivery to your device
- Extensive virtual gauge monitoring and data logging capabilities
- Read and clear diagnostic trouble codes
- Sleek design with easy to use push-button interface

**Note:** Features vary for each vehicle and are not available on all vehicles. Fits Ford, GM, Dodge and Toyota gas and diesel. Check website for application listing.

## Cummins Unlock Cable BUL42214

Designed to unlock ECM on truck to allow for installation of GT Tuner. Required for 2013 6.7L Cummins engines.



## GT Gauge Tunnors - Gas BUL40417

The GT Platinum offers power levels that tap the maximum amount of power, torque, and economy all while acting as a monitor. Certain applications have extra customization, trail tool options and more monitoring gauges. With features like the Driving Coach, this GT can help you achieve ultimate performance from your engine. Whether you are a long-time engine enthusiast or a casual driver looking for an upgrade from stock, this tuner will help you get the most out of your drive.

| Year             | Description             |
|------------------|-------------------------|
| <b>Cadillac</b>  |                         |
| 2002-05          | Escalade, 5.3L          |
| 2002-06          | Escalade, 6.0L          |
| 2007-16          | Escalade, 6.2L          |
| <b>Chevy/GMC</b> |                         |
| 2002-13          | Avalanche, 5.3L         |
| 2007-10          | Avalanche, 6.0L         |
| 2002-06          | Avalanche, 8.1L         |
| 1999-16          | Silverado/Sierra, 4.8L  |
| 1999-16          | Silverado/Sierra, 5.3L  |
| 1999-16          | Silverado/Sierra, 6.0L  |
| 2007-16          | Silverado/Sierra, 6.2L  |
| 2001-07          | Silverado/Sierra, 8.1L  |
| 2000-16          | Yukon XL/Suburban, 5.3L |
| 2000-16          | Yukon XL/Suburban, 6.0L |
| 2007-16          | Yukon XL/Suburban, 6.2L |
| 2001-07          | Yukon XL/Suburban, 8.1L |
| 2000-16          | Yukon/Tahoe, 4.8L       |
| 2000-16          | Yukon/Tahoe, 5.3L       |
| 2007-16          | Yukon/Tahoe, 6.2L       |

| Year              | Description          |
|-------------------|----------------------|
| <b>Dodge/Jeep</b> |                      |
| 2008-11           | Dakota, 4.7L         |
| 2008-09           | Durango, 4.7L        |
| 2004-13           | Durango, 5.7L        |
| 2008-13           | Ram 1500, 4.7L       |
| 2003-13           | Ram 1500, 5.7L       |
| 2003-13           | Ram 2500/3500, 5.7L  |
| 2008-09           | Commander, 4.7L      |
| 2006-10           | Commander, 5.7L      |
| 2008-09           | Grand Cherokee, 4.7L |
| 2006-14           | Grand Cherokee, 5.7L |
| 2006-10           | Grand Cherokee, 6.1L |
| 2012-14           | JK Wrangler, 3.6L    |
| 2007-11           | JK Wrangler, 3.8L    |

| Year          | Description               |
|---------------|---------------------------|
| <b>Ford</b>   |                           |
| 2005-10       | Expedition, 5.4L          |
| 2005-10       | Explorer 4.6L             |
| 2011-15       | F150, 3.5L Eco Boost      |
| 2005-10       | F150, 4.6L                |
| 2011-15       | F150, 5.0L                |
| 2005-10       | F150, 5.4L                |
| 2011-13       | F150, 6.2L                |
| 2010-13       | F150 Raptor, 6.2L         |
| 2005-10       | F250-550, 5.4L            |
| 2011-14       | F250-550, 6.2L            |
| 2005-10       | F250-550, 6.8L            |
| <b>Toyota</b> |                           |
| 2007-15       | Tundra, 5.7L              |
| 2010-15       | Tundra (Flex Fuel), 5.7L  |
| 2007-15       | Tundra, Supercharged 5.7L |



## GTX Watchdog Performance Monitor BUL40465B

GTX Watchdog is optimized for 2013-16 Dodge Cummins vehicles. GTX Watchdog starts up incredibly fast (even when remote starting the vehicle) and is super responsive, sporting a 5-inch capacitive touch screen. GTX Watchdog has high-resolution customizable gauges and WiFi connectivity that adds to the truly unparalleled user experience.



Drivers can log vehicle performance data as they drive and play it back later using Bully Dog's free LiveLink software. GTX Watchdog also gives users greater insight into their truck by reading and clearing Diagnostic Trouble Codes.

## GTX Performance Tuning & Monitoring BUL40460B

Featuring advanced monitoring, powerful performance tunes, the industry's most advanced touchscreen, and a brilliant user experience, its capabilities and ultra-competitive price make the GTX a top choice for enthusiasts looking to safely increase horsepower, torque, and drivability.



| Year        | Make/Model          | Engine           |
|-------------|---------------------|------------------|
| <b>Ford</b> |                     |                  |
| 2011-16     | F-Series Super Duty | 6.7L Powerstroke |
| 2008-10     | F-Series Super Duty | 6.4L Powerstroke |

# The Original CALIFORNIA Car Duster


## California Car Duster Products

| Part No.  | Description   |
|-----------|---|
| CCD62442  | The Original California Car Duster, Wood Handle                           |
| CCD62443  | The Original California Car Duster, Plastic Handle                        |
| CCD62445  | Auto Detailing Kit with Plastic Handle Car Duster and Dash Duster, Bagged |
| CCD62448  | Dash Duster, Plastic Handle, Clam Shell                                   |
| CCD20080C | Jelly Water Blade, Clear  |
| CCD20080R | Jelly Water Blade, Red  |



### Centerforce DFX Series Clutches

Aimed at high-end clutch users looking for more holding power and higher integrity, the DFX is engineered for and proven in competition. Choose DFX packages engineered expressly for street/strip or full competition.




### Centerforce I

The original, offers up to 30% more holding capacity than a stock clutch while maintaining a stock pedal feel. The Centerforce I is recommended as the finest quality upgrade from the original equipment clutch.




### Centerforce II

Provides up to 60% greater holding capacity than a standard factory clutch. It is recommended for use with mildly modified vehicles used for street and strip.



### Centerforce Flywheels

Centerforce uses high-strength steel and aluminum billets to manufacture SFI-approved flywheels. Steel 700 Series and the steel friction surfaces on aluminum 800 and 900 series flywheels have been heat treated for long life. All flywheels have been CAD/CAM designed and CNC-machined to strict tolerances.



### Dual Friction

Generates up to a 90% increase in holding capacity over stock systems. Engineered for use with engines producing high horsepower and torque, and any radically altered high-performance street vehicles.



The unique CAI system not only re-routes the intake charge to improve air flow, but keeps air as cool as possible thanks to the insulated air box and thermal coated tubes. This combination will add performance to any late-model vehicle. Other features are an easy to remove filter lid and quick view inspection window.

**NOTE:** Only for use on vehicles with electronic cooling fans.



| Part No.     | Description                              | Finish      |
|--------------|--|-------------|
| CAI512-0101* | 2009-10 6.0L & 6.2L Escalade             | Near Chrome |
|              | 2011-14 6.2L Escalade                    |             |
|              | 2009 5.3L & 6.0L Avalanche               |             |
|              | 2010-13 5.3L Avalanche                   |             |
|              | 2009-13 4.8L, 5.3L & 6.2L Silverado 1500 |             |
|              | 2009 5.3L & 6.0L Suburban 1500           |             |
|              | 2010-14 5.3L Suburban 1500               |             |
|              | 2009 4.8L, 5.3L, 6.0L & 6.2L Tahoe       |             |
|              | 2010-14 5.3L & 6.0L Tahoe                |             |
|              | 2009-13 4.8L, 5.3L & 6.2L Sierra 1500    |             |
|              | 2009 4.8L, 5.3L, 6.0L & 6.2L Yukon       |             |
|              | 2010-14 5.3L, 6.0L & 6.2L Yukon          |             |
|              | 2009 5.3L, 6.0L, 6.2L Yukon XL 1500      |             |
|              | 2010-14 5.3L & 6.2L Yukon XL 1500        |             |

| Part No.                   | Description                              | Finish         |
|----------------------------|--|----------------|
| CAI512-0101-B *            | 2009-10 6.0L & 6.2L Escalade             | Textured Black |
|                            | 2011-14 6.2L Escalade                    |                |
|                            | 2009 5.3L & 6.0L Avalanche               |                |
|                            | 2010-13 5.3L Avalanche                   |                |
|                            | 2009-13 4.8L, 5.3L & 6.2L Silverado 1500 |                |
|                            | 2009 5.3L & 6.0L Suburban 1500           |                |
|                            | 2010-14 5.3L Suburban 1500               |                |
|                            | 2009 4.8L, 5.3L, 6.0L & 6.2L Tahoe       |                |
|                            | 2010-14 5.3L & 6.0L Tahoe                |                |
|                            | 2009-13 4.8L, 5.3L & 6.2L Sierra 1500    |                |
|                            | 2009 4.8L, 5.3L, 6.0L & 6.2L Yukon       |                |
|                            | 2010-14 5.3L, 6.0L & 6.2L Yukon          |                |
|                            | 2009 5.3L, 6.0L, 6.2L Yukon XL 1500      |                |
|                            | 2010-14 5.3L & 6.2L Yukon XL 1500        |                |
| CAI512-0102 <sup>1</sup>   | 2014-2018 5.3L Silverado/Sierra 1500     | Near Chrome    |
| CAI512-0102-B <sup>1</sup> | 2014-2018 5.3L Silverado/Sierra 1500     | Textured Black |

\* Only For Vehicles With Electronic Cooling Fans

<sup>1</sup> Only For Vehicles With Electronic Cooling Fans. Does Not Fit 2007.5 "Classic" Model



## Hoop II Step Bars

The Hoop II has an exclusive multi-mount system that rotates for a precise fit. Rocker panel installation provides the strongest and easiest way to mount on any truck or SUV. Features include a 10" wide flat step and corrosion-resistant cast aluminum construction. Rugged diamond tread pattern provides a safe and attractive non-slip surface. Unique hoop design gives the vehicle an off-road look while being stylish. Available in three low-maintenance finishes; matte black, polished aluminum, and matte silver. All mounting hardware included. Lifetime limited warranty on all materials and craftsmanship. Sold in pairs.



| Part No.   | Description   |
|--|---|
| <b>XP3 Black – Lightly Textured Matte Powder Coat Finish</b>           |   |
| CTA103991  | 1988-18 Chevy Silverado/GMC Sierra 1500 C And K PU/Full Size          |
| CTA103991  | 2001-18 Chevy Silverado/GMC Sierra 2500-3500 HD Gas Engine, All Doors |
| CTA103991  | 1986-18 Chevy/GMC Fullsize Crew Cab 1500-3500, All Doors              |
| CTA107441  | 2011-18 Dodge Ram 2500-5500 All Cabs/All Doors (Diesel Only)          |
| CTA109771  | 2010-18 Dodge Ram 2500-5500 All Cabs, All Doors, Gas                  |
| CTA103991  | 1994-08 Dodge Ram 1500 All Cabs, All Doors                            |
| CTA103991  | 1994-09 Dodge Ram 2500-3500 All Cabs, All Doors                       |
| CTA104811  | 1999-16 Ford Super Duty All Cabs, All Doors                           |
| CTA103991  | 2004-14 Ford F150 All Cabs, All Doors                                 |
| CTA102521  | 1981-98 Ford F250 And 550 HD Pickup, All Cabs, All Doors              |
| CTA108221  | 2017-19 Ford Super Duty, All Doors                                    |
| <b>Xm3 Polish – Highly Polished Aluminum</b>                           |   |
| CTA103992  | 1988-18 Chevy Silverado/GMC Sierra 1500 C And K PU/Full Size          |
| CTA103992  | 2001-18 Chevy Silverado/GMC Sierra 2500-3500 HD Gas Engine, All Doors |
| CTA103992  | 1986-18 Chevy/GMC Fullsize Crew Cab 1500-3500, All Doors              |
| CTA109772  | 2010-18 Dodge Ram 2500-5500 All Cabs, All Doors, Gas                  |
| CTA103992  | 1994-08 Dodge Ram 1500 All Cabs, All Doors                            |
| CTA103992  | 1994-09 Dodge Ram 2500-3500 All Cabs, All Doors                       |
| CTA103992  | 2004-14 Ford F150 All Cabs, All Doors                                 |
| CTA102522  | 1981-96 Ford F150 And F250 LD Pickup, Bronco, All Cabs, All Doors     |
| CTA102522  | 1981-98 Ford F250 And 550 HD Pickup, All Cabs, All Doors              |
| CTA108222  | 2017-19 Ford Super Duty All Doors                                     |
| <b>XP4 Titanium Silver – Lightly Textured Matte Powder Coat Finish</b> |   |
| CTA103994  | 2001-18 Chevy Silverado/GMC Sierra 2500-3500 HD Gas Engine, All Doors |
| CTA103994  | 1986-18 Chevy/GMC Fullsize Crew Cab 1500-3500, All Doors              |
| CTA103994  | 1994-08 Dodge Ram 1500 All Cabs, All Doors                            |
| CTA103994  | 1994-09 Dodge Ram 2500-3500 All Cabs, All Doors                       |
| CTA103994  | 2004-14 Ford F150 All Cabs, All Doors                                 |
| CTA102524  | 1981-98 Ford F250 And 550 HD Pickup, All Cabs, All Doors              |
| CTA108224  | 2017-19 Ford Super Duty, All Doors                                    |

## Super Hoop Step Bars

The Super Hoop II has an exclusive multi-mount system that rotates for a precise fit. Rocker panel installation provides the strongest and easiest way to mount on any truck or SUV. Features include a 20" wide flat step, 3" tubular design and corrosion-resistant cast aluminum construction. Rugged diamond tread pattern provides a safe and attractive non-slip surface. Unique hoop design gives the vehicle an off-road look while being stylish. Available in two low-maintenance finishes; matte black and polished aluminum. All mounting hardware included. Lifetime limited warranty on all materials and craftsmanship. Sold in pairs.



| Part No.   | Description   |
|--|---|
| <b>XP3 Black – Lightly Textured Matte Powder Coat Finish</b> |   |
| CTA124031  | 1988-18 Chevy Silverado/GMC Sierra 1500 C And K PU/Full Size          |
| CTA124031  | 2001-18 Chevy Silverado/GMC Sierra 2500-3500 HD Gas Engine, All Doors |
| CTA124031  | 1986-18 Chevy/GMC Full Size Crew Cab 1500-3500, All Doors             |
| CTA129771  | 2010-18 Dodge Ram 2500-5500 All Cabs, All Doors                       |
| CTA124031  | 1994-08 Dodge Ram 1500 All Cabs, All Doors                            |
| CTA124032  | 2001-18 Chevy Silverado/GMC Sierra 2500-3500 HD Gas Engine, All Doors |
| CTA124031  | 2004-14 Ford F150 All Cabs, All Doors                                 |
| CTA128221  | 2017-19 Ford Super Duty All Doors                                     |
| <b>Xm3 Polish – Highly Polished Aluminum</b>                 |   |
| CTA124032  | 1988-18 Chevy Silverado/GMC Sierra 1500 C And K PU/Full Size          |
| CTA124032  | 2001-18 Chevy Silverado/GMC Sierra 2500-3500 HD Gas Engine, All Doors |
| CTA124032  | 1986-18 Chevy/GMC Full Size Crew Cab 1500-3500, All Doors             |
| CTA129772  | 2010-18 Dodge Ram 2500-5500 All Cabs, All Doors                       |
| CTA124032  | 1994-08 Dodge Ram 1500 All Cabs, All Doors                            |
| CTA124032  | 1994-09 Dodge Ram 2500-3500 All Cabs, All Doors                       |
| CTA124872  | 1999-16 Ford Super Duty All Cabs, All Doors                           |
| CTA124032  | 2004-14 Ford F150 All Cabs, All Doors                                 |
| CTA120252  | 1981-98 Ford F250 And F550 HD Pickup, All Cabs, All Doors             |
| CTA128222  | 2017-19 Ford Super Duty All Doors                                     |

## Mega Step **NEW!**


Add safe and easy access to any truck. Large 14" x 6" heavy-duty, foldable steps are specifically designed for use with all 2" and 2-1/2" hitch receivers. A flat-mount version for installations without a trailer hitch. Made of heavy-duty aluminum, the step features a fold-down deck that supports up to 500 lbs., and folds out of the way when not in use. Installs easily and is covered by a limited lifetime warranty.



| Part No.  | XP3 Black | XM4 Matte |
|---|-----------|-----------|
| Mega Step Flat Mount (Sold Individually)                    | CTA190001 | CTA190005 |
| Mega Hitch Step 2" and 2-1/2" Receivers (Sold Individually) | CTA190011 | CTA190015 |

## HD Mega Step **NEW!**

Extra-large (14" x 8") heavy-duty steps are available in lighted and non-lighted versions, and feature grab handle slots for added convenience. Available to fit 2" or 2-1/2" hitch receivers, or as a flat-mount version. Made of heavy-duty aluminum, the step has a fold-down deck that supports up to 500 lbs. and folds out of the way when not in use. Installs easily, comes with a limited lifetime warranty, and is NFPA-compliant.



| Part No.  | XP3 Black | XM3 Polished |
|---|-----------|--------------|
| HD Mega Step Flat Mount (Sold Individually)                               | CTA193001 | CTA193002    |
| HD Mega Hitch Step 2" and 2-1/2" Receivers (Sold Individually)            | CTA193011 | CTA193012    |
| HD Mega Step Flat Mount - No Light (Sold Individually)                    | CTA194001 | CTA194002    |
| HD Mega Hitch Step 2" and 2-1/2" Receivers - No Light (Sold Individually) | CTA194011 | CTA194012    |





## HD Universal Hitch Step


Carr's Universal Non-Slip Hitch Step is made of scratch- and corrosion-resistant polished cast aluminum. Simply fold the step plate down to provide easy access to the back or roof of vehicle. Fits all 2" hitch receivers and requires standard pin and clip. Sold individually.



| Part No.                  | Description   |
|---------------------------|---------------|
| <a href="#">CTA183032</a> | American Flag |

## M-Profile Light Bar

This medium profile light bar features a stainless steel crossbar. Unique keyed bolts are included to keep lighting protected and secure. The light bars are available as polished or black powder coat. Fits most trucks/SUVs. Lights not included.



**Call for specific application. Made in USA.**

| Part No.                  | Description             |
|---------------------------|-------------------------|
| <a href="#">CTA210702</a> | XM3 - Polished          |
| <a href="#">CTA210701</a> | XP3 - Black Powder Coat |

## C-Profile Rota Light Bar

This low-profile light bar is available in polished or black powder coat stainless steel. The crossbar rotates 180° for additional clearance or to fold down the lighting for added protection when not in use. Unique keyed bolts are included to keep lighting protected and secure. Fits most trucks/SUV. Call for specific application. Lights not included.



| Part No.                  | Description             |
|---------------------------|-------------------------|
| <a href="#">CTA210111</a> | XP3 - Black Powder Coat |

## Universal Grab Handle

The cast aluminum bolt-on handle offers a secure grip for added safety when accessing a work truck. Sold each.



| Part No.                  | Description  |
|---------------------------|--------------|
| <a href="#">CTA200032</a> | XM3 Polished |
| <a href="#">CTA200031</a> | XP3 Black    |

## Rain Gutter Mounts For M-Profile/C-Profile

The mounting kit is available as polished or black powder coat stainless steel and allows for easy clamp on installation of any CARR light bar. Fits most trucks/SUV. Call for specific applications.

| Part No.                  | Description       |
|---------------------------|-------------------|
| <a href="#">CTA220542</a> | Polished          |
| <a href="#">CTA220541</a> | Black Powder Coat |
| <a href="#">CTA223411</a> | Black Powder Coat |



## LD Pickup Side Steps **NEW!**

These 15" wide side steps are manufactured from high-quality corrosion-resistant die-cast aluminum alloy, featuring diamond non-slip step pads and easy rocker panel installation. Available in both multi-mount or vehicle-specific mount systems and 3 different finishes, polished aluminum (XM3), titanium silver powder coated (XP4), and matte black powder coated (XP3). Sold in pairs.

| Part No.                  | Application   |
|---------------------------|---|
| <a href="#">CTA114032</a> | Various Applications Multi-Mount, Polished Aluminum Finish (XM3)                          |
| <a href="#">CTA114034</a> | Various Applications Multi-Mount, Titanium Silver Powder Coated Finish (XP4)              |
| <a href="#">CTA114031</a> | Various Applications Multi-Mount, Matte Black Powder Coated Finish (XP3)                  |
| <a href="#">CTA119772</a> | 2009-18 Ram, Polished Aluminum Finish (XM3)   |
| <a href="#">CTA119774</a> | 2009-18 Ram, Titanium Silver Powder Coated Finish (XP4)                                   |
| <a href="#">CTA119771</a> | 2009-18 Ram, Matte Black Powder Coated Finish (XP3)                                       |
| <a href="#">CTA118222</a> | 2015-18 Ford F-150, 2017-19 Ford F-250 Polished Aluminum Finish (XM3)                     |
| <a href="#">CTA118224</a> | 2015-18 Ford F-150, 2017-19 Ford F-250 Titanium Silver Powder Coated Finish (XP4)         |
| <a href="#">CTA118221</a> | 2015-18 Ford F-150, 2017-19 Ford F-250 Matte Black Powder Coated Finish (XP3)             |
| <a href="#">CTA114872</a> | 2000-05 Ford Excursion & 1999-16 Ford F250 SD, Polished Aluminum Finish (XM3)             |
| <a href="#">CTA114874</a> | 2000-05 Ford Excursion & 1999-16 Ford F250 SD, Titanium Silver Powder Coated Finish (XP4) |
| <a href="#">CTA114871</a> | 2000-05 Ford Excursion & 1999-16 Ford F250 SD, Matte Black Powder Coated Finish (XP3)     |
| <a href="#">CTA114502</a> | 2002-06 Dodge Sprinter Van, Polished Aluminum Finish (XM3)                                |
|                           | 2002-12 Jeep Liberty, Polished Aluminum Finish (XM3)                                      |
|                           | 2008-10 Jeep Commander, Polished Aluminum Finish (XM3)                                    |
| <a href="#">CTA114504</a> | 2002-06 Dodge Sprinter Van, Titanium Silver Powder Coated Finish (XP4)                    |
|                           | 2002-12 Jeep Liberty, Titanium Silver Powder Coated Finish (XP4)                          |
|                           | 2008-10 Jeep Commander, Titanium Silver Powder Coated Finish (XP4)                        |
| <a href="#">CTA114501</a> | 2005-09 Toyota 4 Runner, Matte Black Powder Coated Finish (XP3)                           |
|                           | 2007-14 Toyota FJ Cruiser, Matte Black Powder Coated Finish (XP3)                         |
|                           | 2001-07 Toyota Sequoia, Matte Black Powder Coated Finish (XP3)                            |



CTA119774



CTA119771

## JL 180° Light Mount **NEW!**

### CTA210291

The JL 180° light mount is designed for effortless 180° light rotation on the driver and passenger side of a JL Wrangler. It securely mounts to the A-Pillar factory holes and can accommodate 3" lights. With a pull pin design, it can be rotated to 7 different positions without using any tools, making it perfect for on-the-fly adjustments.





## Multi US 7002 7-Amp Battery Charger CTE56-353

Recognized as the smallest 12-volt battery charger in the world, the CTEK Multi US 7002 is recommended by Optima for their Yellow Top battery. Unit uses a thorough 7-step maintenance and charging process. Special, "recon" mode reconditions a drained battery after deep discharging, allowing the battery to recover better and last longer. Compatible with most lead-acid batteries including flooded, maintenance-free, gel, and AGM. Covered by a 5-year warranty. Sold complete with lead and color-coded clamps.



## Comfort Indicator

The Comfort Indicator simplifies battery charging by indicating when battery status decreases or when the battery needs to be charged. Easy-to-use unit helps prolong battery life and prevent harmful stratification. Comfort Indicators are offered in three versions; eyelet, clamp-on and panel styles. Panel mount version is ideal for race cars, trailers, RV's, etc.



CTE56-382

| Part No.  | Description                                    |
|-----------|--|
| CTE56-380 | Comfort Indicator Panel, Permanent Mount       |
| CTE56-382 | Comfort Indicator Eyelet, Small Batteries Inc. |

## Multi US 4.3 CTE40-206

The Multi US 4.3 offers features battery diagnosis that shows if a battery can receive and retain a charge, a special reconditioning function that restores stratified and deeply discharged batteries, unique maintenance charging, a mode for optimized charging during cold winter days and the charging of demanding AGM batteries. The unique display allows the user to follow the entire charging process.



## The First Super Small Racing "Smart" Charger for 16 Volt CTE56-830

New from CTEK, the first super small racing Smart Battery Charger for 16-volt batteries! The Racing Smart Charger is engineered for 12V or 16V charging systems using wet cell or AGM batteries. Features push-button mode selection, spark-proof clamps, short-proof wiring, reverse polarity protected, water and dust-resistant. CTEK 16V Smart Charger goes through 7 steps to constantly read and communicate with the battery, charging only to its direct needs to avoid any possibility of overcharging, significantly improving battery life. Regulates main voltage to protect any sensitive electrical and hi-fi equipment. Can be left to charge the battery for months at a time without worry.



## Blue Flame Diesel Motor Oil

Well suited to the tow vehicle, shop truck, or daily driver, Blue Flame Diesel Motor Oil is built for extreme protection and performance. Lubricants combat wear and are proven to increase horsepower and torque. Offered in Classic Synthetic Blend, Synthetic Blend, and Synthetic formulas.



| Description                              | 1 Qt. Bottle | 1 Case (12) 1 Qt. Bottles | 1 Gallon Container | (4) 1 Gallon Containers |
|--|--------------|---------------------------|--------------------|-------------------------|
| <b>Classic Synthetic Blend Motor Oil</b> |              |                           |                    |                         |
| 15W-40                                   | CHO4359H*    | CHO4359H-12*              | CHO4359N*          | CHO4359N-4*             |
| <b>Synthetic Blend Motor Oil</b>         |              |                           |                    |                         |
| 15W-40                                   | CHO4358H     | CHO4358H-12               | CHO4358N           | CHO4358N-4              |
| <b>Synthetic Motor Oil</b>               |              |                           |                    |                         |
| 5W-40                                    | CHO4373H     | CHO4373H-12               | CHO4164N           | CHO4164-4               |

\* Classic Synthetic Blend Motor Oil is designed for pre-2007 model year diesel engines (non-DPF).

## Universal Automatic Transmission Fluid

Multi-functional power transmission fluid offers anti-shudder, anti-friction, and high and low-temperature protection.

| Description   | 1 Qt. Bottle | 1 Case (12) 1 Qt. Bottles |
|---------------|--------------|---------------------------|
| Universal ATF | CHO4355H     | CHO4355H-12               |



## SynClean Synthetic Blend Motor Oil

SynClean extends engine life by reducing wear and resisting thermal breakdown. Synthetic blend oil meets most new passenger car engine warranty requirements.

| Description | 1 Quart Bottle | 1 Case (12) 1 Qt. Bottles |
|-------------|----------------|---------------------------|
| 5W-20       | CHO4230H       | CHO4230H-12               |
| 5W-30       | CHO4231H       | CHO4231H-12               |
| 10W-30      | CHO4232H       | CHO4232H-12               |





## Fuel System Cleaners And Stabilizer

Champion offers a variety of fuel additives to keep the fuel system clean and free of corrosion and contamination.

| Description                   | 1 Bottle | 1 Case (12) Bottles |
|-------------------------------|----------|---------------------|
| Fuel Stabilizer, 8-oz.        | CHO4205M | CHO4205M-12         |
| Ethanol Treatment, 8-oz.      | CHO4207M | CHO4207M-12         |
| Fuel Injector Cleaner, 12-oz. | CHO4275K | CHO4275K-12         |
| Octane Treatment, 12-oz.      | CHO4276K | CHO4276K-12         |



## Limited Slip Additive

| 4-oz. Bottle | 1 Case (12) 4-oz. Bottles |
|--------------|---------------------------|
| CHO4285V     | CHO4285V-12               |



## Brake Fluid

Developed for extreme conditions where a high dry boiling point is required.



| Description                  | 12-oz. Bottle | 1-qt. Bottle | 1 Case (12) 12-oz. Bottles | 1 Case (12) 1-qt. Bottles |
|------------------------------|---------------|--------------|----------------------------|---------------------------|
| Heavy-Duty DOT 3 Brake Fluid | CHO4057K      | CHO4057H     | CHO4057K-12                | CHO4057H-12               |
| Heavy-Duty DOT 4 Brake Fluid | CHO4054K      | —            | CHO4054K-12                | —                         |
| DOT 5 Brake Fluid            | CHO4055K*     | —            | CHO4055K-12*               | —                         |
| DOT 5.1 Brake Fluid          | CHO4056K      | —            | CHO4056K-12                | —                         |

\* Signifies 11-oz. bottle(s).

## Power Steering Fluid

Premium quality fluid is designed for applications where the manufacturer specifies power steering fluid. Fluid meets the requirements of major domestic and foreign automobile manufacturers.

| 12-oz. Bottle | 1-qt. Bottle | 1 Case (12) 12-oz. Bottles | 1 Case (12) 1-qt. Bottles |
|---------------|--------------|----------------------------|---------------------------|
| CHO4182K      | CHO4182H     | CHO4182K-12                | CHO4182H-12               |



## Aerosol Cleaners

| Description                            | 1 Aerosol Can | 1 Case (12) Aerosol Cans |
|--|---------------|--------------------------|
| Carburetor Cleaner, 13-oz.             | CHO4121KC     | CHO4121KC-12             |
| Engine Degreaser, 16-oz.               | CHO4123I      | CHO4123I-12              |
| Brake Cleaner, Non-Chlorinated, 15-oz. | CHO4525I      | CHO4525I-12              |
| Brake Cleaner, 19-oz.                  | CHO4126P      | CHO4126P-12              |



## Chassis Grease



Poly 7 550° High Temp Grease, Moly EP Grease, and Amber Lithium Grease are well suited for use as chassis or wheel bearing grease.

| Description                     | 14-oz. Cartridge | 1 Case (40) 14-oz. Cartridges |
|---------------------------------|------------------|-------------------------------|
| Poly 7 550° Hi-Temp Grease      | CHO4050T         | CHO4050T-40                   |
| Moly EP Grease                  | CHO4051T         | CHO4051T-40                   |
| Amber Lithium Grease            | CHO4052T         | CHO4052T-40                   |
| Poly 7 Red Tacky Hi-Temp Grease | CHO4053T         | CHO4053T-40                   |



## NEW VENDOR

### LS Coil Cover

These innovative LS Coil covers are machined from 6063 aluminum and mount directly to GM LS coil brackets. Designed to elegantly hide LS coil packs, they are available with or without oil fill hole machined into cover. Black powdercoat finish or raw mill finish. Sold in pairs.



| Part No.    | Description  |
|-------------|--|
| CMWLSC-02-M | Aluminum Raw Finish With No Oil Fill Cut Out               |
| CMWLSC-02-B | Aluminum Black Finish With No Oil Fill Cut Out             |
| CMWLSC-01-B | Aluminum Black Finish With Oil Fill Cut Out Passenger Side |

### LS Engine Valve Cover CMWLSV-01

The Clayton Machine Works LS engine valve cover is machined from 6061 Aluminum and features a removable panel that can be painted and customized to your specific design. Includes "carbon fiber look" inserts, and uses OEM O-ring gaskets with a threaded oil cap included. Comes Black in Pairs



### LS Coil Relocation Kit CMWCRK-LS

Machined from billet 6061 aluminum and black anodized, this kit allows for remote mounting of LS coil packs virtually anywhere. Designed for use with LS2, 3, 7, and 9 coil packs, kits include 4 brackets and all mounting hardware, including spacers for Delphi coils. NOTE: Not for use with truck or LS1 coils.





## Cat-Back Exhaust Systems

Some manufactures use perforated tubes with packing material, or baffles, to reduce noise. CORSA uses a straight-through design coupled with RSC-Reflective Sound Cancellation to reduce low-frequency resonance and minimize back pressure so the engine can make more power and torque. Systems are made of 304 stainless steel and have a robust, aggressive "Sport" sound level.

| Part No.        | Year    | Description   | Tip   |
|-----------------|---------|---|---|
| <b>Chevy/GM</b> |         |   |   |
| COR24260        | 1999-06 | GMC Sierra 1500, Crew Cab/Short Bed, 4.8L V8,143.5" Wheelbase                   | 3.0" Cat-Back, Single Side Exit with Single 4.0" Polished Slash Cut Tip   |
|                 |         | GMC Sierra 1500, Crew Cab/Short Bed, 5.3L V8,143.5" Wheelbase                   |   |
|                 |         | Chevrolet Silverado 1500, Crew Cab/Short Bed, 4.8L V8,143.5" Wheelbase          |   |
|                 |         | Chevrolet Silverado 1500, Crew Cab/Short Bed, 5.3L V8,143.5" Wheelbase          |   |
|                 |         | GMC Sierra 1500, Extended Cab/Standard Bed, 4.8L V8,143.5" Wheelbase            |   |
|                 |         | GMC Sierra 1500, Extended Cab/Standard Bed, 5.3L V8,143.5" Wheelbase            |   |
|                 |         | Chevrolet Silverado 1500, Extended Cab/Standard Bed, 4.8L V8,143.5" Wheelbase   |   |
| COR14260        | 1999-06 | Chevrolet Silverado 1500, Extended Cab/Standard Bed, 5.3L V8,143.5" Wheelbase   | 3.0" Cat-Back, Single Side Exit with Twin 4.0" Polished Pro-Series Tips   |
|                 |         | GMC Sierra 1500, Crew Cab/Short Bed, 4.8L/5.3L V8,143.5" Wheelbase              |   |
|                 |         | GMC Sierra 1500, Extended Cab/Standard Bed, 4.8L/5.3L V8,143.5" Wheelbase       |   |
| COR14873        | 2014-18 | Chevrolet Silverado 1500, Crew Cab/Short Bed, 5.3L V8,143.5" Wheelbase          | 3.0" Cat-Back, Single Side Exit with Twin 4.0" Polished Pro-Series Tips   |
|                 |         | GMC Sierra 1500, Crew Cab/Short Bed, 5.3L V8,143.5" Wheelbase                   |   |
|                 |         | GMC Sierra 1500, Double Cab/Standard Bed, 5.3L V8,143.5" Wheelbase              |   |
| COR14866        | 2014-18 | GMC Sierra 1500, Crew Cab/Short Bed, 6.2L V8,143.5" Wheelbase                   | 3.0" Cat-Back, Single Side Exit with Twin 4.5" Polished Pro-Series Tips   |
|                 |         | GMC Sierra 1500, Double Cab/Standard Bed, 6.2L V8,153.5" Wheelbase              |   |
|                 |         | GMC Sierra 1500, Crew Cab/Standard Bed, 6.2L V8,153.5" Wheelbase                |   |
|                 |         | Chevrolet Silverado 1500, Crew Cab/Short Bed, 6.2L V8,143.5" Wheelbase          |   |
|                 |         | Chevrolet Silverado 1500, Double Cab/Standard Bed, 6.2L V8,143.5" Wheelbase     |   |
| COR24873        | 2014-18 | Chevrolet Silverado 1500, Crew Cab/Standard Bed, 6.2L V8,143.5" Wheelbase       | 3.0" Cat-Back, Single Side Exit with Single 4.0" Polished Pro-Series Tips |
|                 |         | GMC Sierra 1500, Regular Cab/Long Bed, 5.3L V8,143.5" Wheelbase                 |   |
|                 |         | Chevrolet Silverado 1500, Regular Cab/Long Bed, 5.3L V8,143.5" Wheelbase        |   |
|                 |         | GMC Sierra Denali 1500, Regular Cab/Long Bed, 5.3L, 143.5" Wheelbase            |   |
|                 |         | GMC Sierra 1500, Double Cab/Standard Bed, 5.3L V8,143.5" Wheelbase              |   |
| COR21030        | 2019    | GMC Chevrolet Silverado 1500, Double Cab/Standard Bed, 5.3L V8,143.5" Wheelbase | 3.0" Cat-Back, Single Side Exit with Twin 4.0" Polished Pro-Series Tips   |
|                 |         | Chevrolet Silverado 1500, Crew Cab/Short Bed, 5.3L V8,147.5" Wheelbase          |   |
|                 |         | Chevrolet Silverado 1500, Double Cab/Standard Bed, 5.3L V8,147.5" Wheelbase     |   |
|                 |         | GMC Sierra 1500, Crew Cab/Short Bed, 5.3L V8,147.5" Wheelbase                   |   |
|                 |         | GMC Sierra 1500, Double Cab/Standard Bed, 5.3L V8,147.5" Wheelbase              |   |
| COR21028        | 2019    | Chevrolet Silverado 1500, Crew Cab/Short Bed, 5.3L V8,147.5" Wheelbase          | 3.0" Cat-Back, Dual Rear Exit with No Tips                                |
|                 |         | Chevrolet Silverado 1500, Double Cab/Standard Bed, 5.3L V8,147.5" Wheelbase     |   |
|                 |         | GMC Sierra 1500, Crew Cab/Short Bed, 5.3L V8,147.5" Wheelbase                   |   |
|                 |         | GMC Sierra Denali 1500, Crew Cab/Short Bed, 5.3L V8,147.5" Wheelbase            |   |
| COR14256        | 2006-08 | Chevrolet Trailblazer SS 6.0L V8  | 3.0" Cat-Back, Single Rear Exit with Single 4.0" Polished Pro Series      |
| COR14748        | 2015-18 | Chevrolet Suburban 5.3L V8  | 3.0" Cat-Back, Single Side Exit with Twin 4.0" Polished Pro Series Tips   |
|                 |         | GMC Yukon XL 5.3L V8  |   |
| COR14826        | 2015-18 | GMC Yukon Denali 6.2L V8  | 3.0" Cat-Back, Single Side Exit with Twin 4.0" Polished Pro Series Tips   |
|                 |         | Cadillac Escalade 6.2L V8   |   |
| COR14859        | 2015-19 | Chevrolet Tahoe 6.2L V8   | 3.0" Cat-Back, Single Side Exit with Twin 4.0" Polished Pro Series Tips   |
|                 |         | GMC Yukon XL 5.3L V8  |   |
| <b>Ford</b>     |         |   |   |
| COR24310        | 2009-10 | Ford F-150, 4.6L V8 126"/145"/157" Wheelbase                                    | 3.0" Cat-Back, Single Side Exit with Single 4.0" Polished Slash Cut Tip   |
|                 |         | Ford F-150, 5.4L V8 126"/145"/157" Wheelbase                                    |   |
| COR24393        | 2011-14 | Ford F-150, 5.0L V8 144.5"/156.5"/163.1" Wheelbase                              | 3.0" Cat-Back, Single Side Exit with Single 4.0" Polished Slash Cut Tip   |
| COR24392        | 2011-14 | Ford F-150 EcoBoost 3.5 T 144.5"/156.5"/163.1" Wheelbase                        | 3.0" Cat-Back, Single Side Exit with Single 4.0" Polished Slash Cut Tip   |
| COR14387        | 2011-14 | Ford F-150 Raptor, 6.2L V8, 133" Wheelbase                                      | 3.0" Cat-Back, Single Side Exit with Twin 4.0" Polished Pro-Series Tips   |
|                 |         | Ford F-150 Raptor, 6.2L V8, 144" Wheelbase                                      |   |
| <b>Dodge</b>    |         |   |   |
| COR24404        | 2006-07 | Dodge Ram 1500 Quad Cab/Short Bed 4.7L/5.7L V8                                  | 3.0" Cat-Back, Single Side Exit with Single 4.0" Polished Slash Cut Tip   |
| COR14405        | 2009-18 | Dodge Ram 1500, Quad Cab/Standard Bed 4.7L V8, 140.5" Wheelbase                 | 3.0" Cat-Back, Dual Rear Exit with Single 4.5" Polished Pro-Series Tips   |
|                 |         | Dodge Ram 1500, Crew Cab/Short Bed 4.7L V8, 140.5" Wheelbase                    |   |
|                 |         | Dodge Ram 1500, Quad Cab/Standard Bed 5.7L V8, 140.5" Wheelbase                 |   |
| <b>Jeep</b>     |         |   |   |
| COR14452        | 2005-09 | Jeep Grand Cherokee 5.7L V8   | 2.75" Cat-Back, Single Rear Exit with 4.0" Polished Pro-Series Tips       |
| COR24412        | 2007-11 | Jeep Wrangler JK 3.8L V6  | 2.5" Axle-Back, Dual Rear Exit with Rolled 3.5" Tips                      |
|                 |         | Jeep Wrangler JK 3.6L V6  |   |
| <b>Toyota</b>   |         |   |   |
| COR14916        | 2011-18 | Toyota Tundra Double Cab/Crew Max 5.7L V8 145.7" Wheelbase                      | 3.0" Cat-Back, Single Side Exit with Twin 4.0" Polished Slash Cut Tip     |

**Why Custom Fit Covers?**

Custom covers literally fit like a glove! A closer fit means the cover gently caresses the vehicle's body with a tailored fit. The cover is a tailored suit for one vehicle. It will only fit that make, model, and year. Because of the tailored fit, a custom cover will not move around as much in the wind as a universal type cover. Due to body shape, not all vehicles require mirror pockets, but newer models include this custom cover feature for a closer fit. Covercraft now has 55,000 computerized patterns in their library.

**UVS100 UV Interior Windshield Sunscreens**

UVS 100® Sunscreens help reduce interior temperature and protect the interior from damaging sun rays. Custom patterned to follow the outline of the windshield. Held in place when the sunvisors are folded down. Accordion style folding allows easy use and storage. Silver. Call for additional applications.

| Part No.      | Description               |
|---------------|---------------------------|
| <b>Dodge</b>  |                           |
| COVUV11150SV  | 2010-18 Ram Pickup 2500   |
| <b>Ford</b>   |                           |
| COVUV10882SV  | 2004-08 Ford F-150 Pickup |
| <b>Jeep</b>   |                           |
| COVUV11313SV  | 2014-18 Grand Cherokee    |
| <b>Toyota</b> |                           |
| COVUV11023SV  | 2007-13 Tundra Pickup     |



**Flex Shade UV Windshield Sunscreen**

High-performance radiant barrier material uses laminate construction with insulating foam and a clear mylar film on the inside. Reduce interior temperature and protect seats and dash from UV damage. The side that faces the outside uses a metalized polyester laminate finish to reflect up to 97% of the sun's damaging UV rays. Silver roll-up shade is custom-patterned to follow the outline of the windshield.

| Part No.         | Description                             |
|------------------|---|
| <b>Chevrolet</b> |   |
| COVUR10705       | 2002-06 Chevy Avalanche                 |
| COVUR11110       | 2010-15 Chevy Camaro                    |
| COVUR10705       | 1999-06 Chevy Silverado 1500            |
| COVUR10705       | 2001-03 Chevy Silverado 1500 Heavy Duty |
| COVUR10705       | 2007 Chevy Silverado 1500 Classic       |
| COVUR10705       | 2001-04 Chevy Silverado 2500            |
| COVUR10705       | 2001-04 Chevy Silverado 2500 Heavy Duty |
| COVUR10705       | 2001-06 Chevy Silverado 3500            |
| COVUR10705       | 2007 Chevy Silverado 3500 Classic       |
| COVUR10705       | 2000-06 Chevy Suburban                  |
| COVUR10705       | 2000-06 Chevy Tahoe                     |
| <b>Dodge</b>     |   |
| COVUR11150       | 2010-16 RAM 2500                        |
| <b>Ford</b>      |   |
| COVUR11085       | 2009-14 F150                            |
| COVUR11172       | 2011-15 Explorer                        |

| Part No.      | Description                             |
|---------------|---|
| <b>GMC</b>    |   |
| COVUR10705    | 1999-06 GMC Sierra 1500                 |
| COVUR10705    | 2001-03 GMC Sierra 1500 Heavy Duty      |
| COVUR10705    | 2002-04 GMC Sierra 1500 Denali          |
| COVUR10705    | 2007 GMC Sierra 1500 Classic            |
| COVUR10705    | 1999-05 GMC Sierra 2500                 |
| COVUR10705    | 2001-04 GMC Sierra 2500 Heavy Duty      |
| COVUR10705    | 2001-06 GMC Sierra 3500                 |
| COVUR10705    | 2007 GMC Sierra 3500 Classic            |
| COVUR10705    | 2000 GMC Yukon All Models Except Denali |
| COVUR11115    | 2010-18 GMC Equinox/Terrain             |
| <b>Jeep</b>   |   |
| COVUR10637    | 1997-06 Jeep                            |
| <b>Toyota</b> |   |
| COVUR11140    | 2010-16 4Runner                         |
| COVUR10930    | 2005-15 Tacoma                          |

**Indoor Custom Fit Cover Fabric Guide**

Fabrics shown below are primarily designed for indoor storage protection. Some can be used on a limited basis outdoors at car shows, etc., but they do not offer the level of protection found in outdoor fabrics. Any of the outdoor fabrics can be used indoors.

| Fabric                   | Gray Polycotton | Tan Flannel | Dustop™ Block-It® | Form-Fit™ (Body-Hugging) |
|--------------------------|-----------------|-------------|-------------------|--------------------------|
| Outdoor Use              | Fair            | Fair        | Fair              | Fair                     |
| Indoor Use               | Good            | Better      | Best              | Better                   |
| All-Weather Protection   | Poor            | Poor        | Poor              | Poor                     |
| <b>Resists:</b>          |                 |             |                   |                          |
| Rain                     | Poor            | Poor        | Fair              | Poor                     |
| Snow                     | Poor            | Poor        | Poor              | Poor                     |
| Acid-Rain                | No              | No          | No                | No                       |
| Dirt/Dust                | Fair            | Fair        | Best              | Fair                     |
| UV (Sun) Damage          | Poor            | Good        | Good              | Good                     |
| Bird Droppings           | Poor            | Poor        | Good              | Poor                     |
| Tree Sap                 | Poor            | Poor        | Good              | Poor                     |
| Breathability            | Best            | Best        | Best              | Best                     |
| Heat Insulation          | Fair            | Good        | Good              | Good                     |
| "Soft" Touch             | Good            | Best        | Best              | Best                     |
| Ding Protection          | Minimal         | Better      | Best              | Better                   |
| Ease of Handling in Wind | Fair            | Good        | Good              | Good                     |
| Storage Space Required   | Medium          | Medium      | Large             | Medium                   |
| Mildew/Rot Resistant     | Yes             | Yes         | Yes               | No                       |
| Wash                     | Home            | Home        | Commercial        | Home                     |
| Dry                      | Low Temp        | Low Temp    | Air Dry           | Low Temp                 |
| Limited Warranty*        | 90 Days         | 90 Days     | 4 Years           | 4 Years                  |



Fabrics listed above are custom fit cover covers only for indoor Use.



## Outdoor Custom Fit Cover Fabric Guide

Use the chart below to help select which fabric is best suited for the protection needs. The chart is designed on how the cover will be best used! Remember, three asterisks preceding the fabric description designates them as Custom and Ready-fit covers.

| Fabric                   | Gray Multibond®<br>Block-It 200 Series | Taupe Deluxe 380<br>Block-It 380 Series | Technalon® | Gray NOAH® | Eight (8) Colors<br>WeatherShield® | Intense Sun |                  |
|--------------------------|--|---|------------|------------|------------------------------------|-------------|------------------|
|                          |  |   |            |            |                                    | Sunbrella®  | WeatherShield HD |
| Outdoor Use              | Good                                   | Good                                    | Better     | Best       | Best                               | Best        | Best             |
| Indoor Use               | Better                                 | Better                                  | Best       | Best       | Best                               | —           | —                |
| Performance              | ***                                    | ***                                     | ***        | Custom Fit | Custom Fit                         | Custom Fit  | Custom Fit       |
| All-Weather Protection   | Fair                                   | Good                                    | Better     | Best       | Best                               | Better      | Best             |
| <b>Resists:</b>          |  |   |            |            |                                    |             |                  |
| Rain                     | Poor                                   | Poor                                    | Fair       | Poor       | Poor                               | Poor        | Poor             |
| Snow                     | Poor                                   | Poor                                    | Poor       | Poor       | Poor                               | Poor        | Poor             |
| Acid-Rain                | No                                     | No                                      | No         | No         | No                                 | No          | No               |
| Dirt/Dust                | Fair                                   | Fair                                    | Best       | Better     | Better                             | Better      | Better           |
| UV (Sun) Damage          | Fair                                   | Good                                    | Good       | Good       | Good                               | Good        | Good             |
| Bird Droppings           | Poor                                   | Poor                                    | Good       | Poor       | Poor                               | Poor        | Poor             |
| Tree Sap                 | Poor                                   | Poor                                    | Good       | Poor       | Poor                               | Poor        | Poor             |
| Breathability            | Best                                   | Best                                    | Best       | Best       | Best                               | Best        | Best             |
| Heat Insulation          | Fair                                   | Good                                    | Good       | Good       | Good                               | Good        | Good             |
| “Soft” Touch             | Good                                   | Best                                    | Best       | Best       | Best                               | Best        | Best             |
| Ding Protection          | Minimal                                | Better                                  | Best       | Better     | Better                             | Better      | Better           |
| Ease of Handling in Wind | Fair                                   | Good                                    | Good       | Good       | Good                               | Good        | Good             |
| Storage Space Required   | Medium                                 | Medium                                  | Large      | Medium     | Medium                             | Medium      | Medium           |
| Mildew/Rot Resistant     | Yes                                    | Yes                                     | Yes        | No         | No                                 | No          | No               |
| Wash                     | Home                                   | Home                                    | Commercial | Home       | Home                               | Home        | Home             |
| Dry                      | Low Temp                               | Low Temp                                | Air Dry    | Low Temp   | Low Temp                           | Low Temp    | Low Temp         |
| Limited Warranty         | 2 Years                                | 3 Years                                 | 4 Years    | 4 Years    | 4 Years                            | 5 Years     | 5 Years          |

Universal covers refer to outdoor chart with \*\*\*

## Carhartt® Custom Duck Weave Seat Covers

These seat covers are tough as nails with heavy-duty, firm-hand Carhartt duck-weave fabric and triple-stitched main seams. Custom-patterned for a perfect fit with built-in map pockets and machine washable. Sold by rows.



| Part No.                     | Description                             |
|------------------------------|---|
| <b>Ford</b>                  |   |
| COVSSC2412CAGY <sup>3</sup>  | 2009-14 Ford F-150, Gray Front          |
| COVSSC2412CAGY <sup>3</sup>  | 2010-16 Ford F-250, Gray Front          |
| COVSSC3415CAGY <sup>1</sup>  | 2011-16 Ford F-250, Gray Front          |
| <b>Dodge</b>                 |   |
| COVSSC3435CAGY <sup>19</sup> | 2013-16 Dodge Ram 1500, Gray Front      |
| COVSSC7432CAGY <sup>8</sup>  | 2011-16 Dodge Ram 1500, Gray Second Row |
| <b>GM</b>                    |   |
| COVSSC3437CAGY <sup>22</sup> | 2014-16 GM 1500, Gray Front             |
| COVSSC3439CAGY <sup>23</sup> | 2014-16 GM 1500, Gray Front             |

### Footnotes:

- 40/20/40-split bench seat with adjustable headrests, with console and lid, with center seat storage, with seat airbags
- With bucket seats with adjustable headrests, with seat airbag
- Crew cab or quad cab with bench seat, with 3 adjustable headrests, with center shoulder belt
- 40/20/40-split bench seat with adjustable headrests, with fold down console, with 3 cupholders and lid, with seat airbag, without center storage
- 40/20/40 split bench seat with adjustable headrest, with fold down console, with cup holders, with lid, with seat storage, with seat airbags
- 40/20/40 split bench seat with adjustable headrest, with fold down console, with cup holders, with lid, without seat storage, with seat airbags

## SeatSavers™

Protect seats from daily abuse and keeps them looking new for years. The custom-tailored seat protectors are easy on/easy off and are machine washable. Includes headrest and armrest covers where applicable.

| Part No.                    | Description                     |
|-----------------------------|---------------------------------|
| <b>GM</b>                   |                                 |
| COVSS3353PCCH <sup>16</sup> | 2003-07 GM 1500 Truck, Charcoal |

### Footnotes:

- Bucket seats, with adjustable headrests, with armrest, with shoulder belt in seat back, without seat airbag



## Zippered Tote Bag COVZTOTE1GY

Zippered tote bag is designed to keep your car cover neat and clean when not in use. The bag closes with a zipper and has two handles. The bag is produced from material which is both durable and handy. Size large, 24" L x 15" W x 12" H.



Cyclo Manufactures a complete line of cleaners, chemicals and lubricants formulated for use by professionals as well as hobbyists.

Ground  
Shipment  
Only

| Part No. | Description  |
|----------|--|
| CCLC10   | Break-Away, Penetrates/Lubricates, 13-oz Aerosol Can |
| CCLC27   | Power Steering Fluid, 12-oz Bottle                   |
| CCLC28   | Power Steering Fluid, 32-oz Bottle                   |
| CCLC30   | Engine Clean, 16-oz Aerosol Can                      |
| CCLC331  | Glass Clean, 19-oz. Aerosol Can                      |
| CCLC32   | Brake And Parts Clean, Green Can, 18-oz Aerosol Can  |
| CCLC33   | Silicone Spray, 10-oz Aerosol Can                    |
| CCLC34   | White Grease, 11-oz Aerosol Can                      |
| CCLC35   | Undercoating, 17-oz Can                              |

| Part No. | Description                            |
|----------|--|
| CCLC40   | Fuel Injector Clean-Up, 12-oz Bottle   |
| CCLC43   | Gas Treatment, 8-oz. Bottle            |
| CCLC47   | Octane Boost, 12-oz. Bottle            |
| CCLC52   | Radiator Stop Leak, 11-oz Bottle       |
| CCLC55   | Brake Fluid, 12-oz. Bottle             |
| CCLC56   | Brake Fluid, 32-oz Bottle              |
| CCLC64   | Bug And Tar Remover, 12-oz.            |
| CCLC111C | Brake And Parts Clean, Red Can, 15-oz. |
| CCLC400  | HD Faster Super Penetrant, 11-oz. Can  |



CCLC1

CCLC10

CCLC40

### Running Boards and Side Steps

Available for a wide range of trucks and SUVs, all Dee Zee running boards and side steps are sold in pairs, and designed for no-drill installation for most vehicles. Made in the USA, they are built to last and come with a lifetime limited warranty. Call for specific applications.


#### Brite-Tread Running Boards

Classic aluminum diamond plate tread sure footing, while the integrated mud flap helps keep dirt off the step area. The BriteGard powder coating helps keep the polished aluminum shine stay bright for years to come. Includes mounting brackets and hardware.



#### FX Black Running Boards

Lightweight aluminum extrusion with protective black powder coat resists harsh weather. Features a step pad for added traction, and integrated mud flap to help the step area free of dirt. Includes mounting brackets and hardware.



#### NXt Running Boards

A 6" step area and slip-resistant rubber grommets provide sure while the powder coated aluminum frame resists corrosion and features a protective accent trim. Available in 3 different styles: black with black trim, black with chrome trim, and stainless steel with black trim. Order vehicle-specific mounting kit separately.



#### 6" Oval Side Step

Beefy 6" oval rails and large molded step pads at each door provide a sure step in and out of the vehicle. Offered in lengths to fit most trucks, they are available in polished 16-gauge stainless steel or polished or black BriteTread aluminum finishes. Vehicle-specific mounting kit sold separately.



#### Hex Series Side Step

Durable aluminum extrusion with hex-profile hoop steps provide a rugged off-road look while easing entry into higher vehicles. Steps can be adjusted to align perfectly with each door. Available for standard, extended, or crew cab trucks, they are available in silver, gloss black, or textured black powder coat for corrosion resistance. Order vehicle-specific mounting kit separately.



#### Tailgate Assist

Safely lower heavy truck tailgates, even with full hands. Designed for an easy, no-drill installation, it installs in minutes and works with the factory cables to provide smooth, controlled movement. Model-specific kit includes everything needed for installation. Three-year limited warranty.



| Year                   | Application         | Part No. |
|------------------------|---------------------|----------|
| <b>Chevrolet / GMC</b> |                     |          |
| 1999-06                | GM Silverado/Sierra | DZZ43100 |
| 2007-18                | GM Silverado/Sierra | DZZ43102 |
| 2019                   | GM Silverado/Sierra | DZZ43103 |
| <b>Dodge</b>           |                     |          |
| 2010-19                | Dodge Ram 2500/3500 | DZZ43301 |
| 2009-18                | Dodge Ram 1500      | DZZ43301 |
| 2002-08                | Dodge Ram 1500      | DZZ43300 |
| 2019                   | Dodge Ram 1500      | DZZ43302 |
| 2003-09                | Dodge Ram 2500/3500 | DZZ43300 |
| <b>Ford</b>            |                     |          |
| 2004-14                | Ford F150           | DZZ43200 |
| 1997-03                | Ford F150           | DZZ43203 |
| 2015-19                | Ford F150           | DZZ43204 |
| 1999-16                | Ford Superduty      | DZZ43203 |
| 2017-19                | Ford Superduty      | DZZ43205 |

### Nerf Bars

Easier access and a tough, rugged look for your truck or SUV? Yes please! DeeZee's line of Nerf bars are designed to provide a sure step while getting in or out of the vehicle while adding a bit of added protection to the rocker area. Designed to fit most vehicles without drilling, mounting brackets are included. USA-made and built to last, they come with a three-year limited warranty on standard and lifetime limited warranty on stainless steel styles. Call for specific applications.

#### Polished 3" Round Nerf Step

With 3" round steel bars and heavy-duty textured plastic step pads, these nerf bars provide a stylish addition to any truck or SUV. Custom built to fit a number of different vehicles, they include hidden brackets that allow for a professional look and easy installation without drilling. Black powder coated steel or stainless steel construction is corrosion-resistant to stay looking great.



#### 4" Oval Nerf Bars

Beefy-looking 4" oval steel bars and heavy-duty textured plastic step pads provide a tough look and secure stepping surface. Custom built to fit a number of different vehicles, they include hidden brackets that allow for a professional look and easy installation without drilling. Black powder coated steel or stainless steel construction is corrosion-resistant to stay looking great.



### Bed Rail and Tailgate Protectors

Keep the sides and tailgate of your truck bed looking great with bed rail caps and tailgate protectors from Dee Zee. Built with sturdy aluminum and designed for easy, no-drill installation, these accessories provide a practical and stylish addition to pick-up trucks. Made in USA, with a lifetime limited warranty. Call for specific applications.

#### Bed Rail Protectors

Protect the top edges of the truck bed from dents and dings while provide a secure stepping surface. Contoured to fit the bed's top and edges, they provide an exact, factory-finished fit. Made of Brite-Tread diamond plate aluminum, they are available in polished natural or black powder coat finish, and can be purchased with or without stake-holes. Sold in pairs.




#### Tailgate Edge Protectors

Accidents happen when loading and hauling stuff. The DeeZee tailgate edge protector helps protect the top edge of the truck tailgate from scratches, dents, and dings. Made with Brite-Tread diamond plate aluminum, they are available in polished natural or black powder coat finish and attach easily with included 3M double-sided tape. They will even fit over factory plastic tailgate liners.



#### Full Tailgate Protectors


DeeZee full tailgate protectors help keep shifting cargo from denting or scratching the tailgate, and provide a secure stepping surface. Available in natural or black finish, the BriteTread diamond plate aluminum looks great and will not rust. Designed to wrap around the top edge and protect the inside surface, they will fit over those wimpy factory plastic tailgate liners for maximum protection.





## Heavyweight Bedmats And Tailgate Mats

Prevent cargo from shifting and scratching or denting the floor and tailgate of your truck bed with DeeZee's heavy-weight bedmats. Made of 3/8" thick NyCord™, a high-strength, cord reinforced rubber compound, they will not crack, corrode, or break, even in extreme temperatures, and are resistant to most chemicals. Custom-fit for most full-size pickups, they are held securely in place with rubber cleats.




| Year       | Application                               | Part No. |
|------------|---|----------|
| <b>GMC</b> |   |          |
| 1999-06    | Silverado/GMC Sierra, 6' Bed*             | DZZ86887 |
| 1999-06    | Silverado/GMC Sierra, 8' Bed*             | DZZ86886 |
| 2019       | Silverado 1500/GMC Sierra 1500, 5.5' Bed  | DZZ87019 |
| 2019       | Silverado 1500/GMC Sierra 1500, 6.5' Bed  | DZZ87020 |
| 2019       | Silverado 1500/GMC Sierra 1500, 8' Bed    | DZZ87023 |
| 2019       | Silverado 2500 HD / Sierra 2500, 6.5' Bed | DZZ86973 |
| 2019       | Silverado 2500 HD / Sierra 2500, 8' Bed   | DZZ86974 |
| 1988-99    | GM Truck Full Size, 8' Bed Classic        | DZZ86793 |
| 2004-12    | Colorado/GMC Canyon, 5' Bed               | DZZ86938 |
| 2004-12    | Colorado/GMC Canyon, 6' Bed               | DZZ86939 |
| 2016-18    | Colorado/GMC Canyon, 5' Bed               | DZZ87009 |
| 2007-18    | GM Truck, 5'5", Short Bed                 | DZZ86972 |
| 2007-18    | GM Truck, 6'6", Standard Bed              | DZZ86973 |
| 2007-18    | GM Truck, 8', Long Bed                    | DZZ86974 |

| Year          | Application                                     | Part No. |
|---------------|---|----------|
| <b>Dodge</b>  |   |          |
| 2009-18       | Ram, 5.5' Bed, w/o Rambox                       | DZZ86996 |
| 2002-18       | Ram, 6' Bed (2002 1500 Pickup only) w/o Rambox  | DZZ86917 |
| 2019          | Ram 1500, 5.5' Bed                              | DZZ87015 |
| 2019          | Ram 1500, 6.5' Bed                              | DZZ87016 |
| 2019          | Ram 2500, 6.5' Bed                              | DZZ86917 |
| <b>Ford</b>   |   |          |
| 2004-14       | 2004-08 F150, 5.5' Bed* 2009-12 F150, 5.7' Bed* | DZZ86928 |
| 2004-14       | F150, 6.5' Bed*                                 | DZZ86929 |
| 2004-14       | F150, 8' Bed*                                   | DZZ86930 |
| 2015-19       | F-150, 5.7' Bed                                 | DZZ87005 |
| 2015-19       | F-150, 6.8' Bed                                 | DZZ87006 |
| 1999-16       | F250/F350 Super Duty, 6' Bed                    | DZZ86882 |
| 1999-16       | F250/F350 Super Duty, 8' Bed                    | DZZ86881 |
| 2017-19       | F-250, 6.75'                                    | DZZ87011 |
| 2017-19       | F-250, 8' Bed                                   | DZZ87012 |
| <b>Toyota</b> |   |          |
| 2007-18       | Tundra, 5.5' Bed                                | DZZ86985 |
| 2007-18       | Tundra, 6.5' Bed                                | DZZ86986 |

\* Not flatside

## Tailgate Mats

| Year                   | Application                 | Part No. |
|------------------------|-----------------------------|----------|
| <b>Chevrolet / GMC</b> |                             |          |
| 1988-19                | GM Truck Full Size          | DZZ86700 |
| <b>Dodge</b>           |                             |          |
| 2002-19                | Dodge Truck Full Size       | DZZ86700 |
| <b>Ford</b>            |                             |          |
| 2009-19                | Ford Truck Full Size, F-150 | DZZ86700 |
| 2009-19                | Ford Truck F-250            | DZZ86700 |



## Tie-Downs

Constructed of heavy-duty aluminum with a black powder coated finish. Easy to use, these tie-downs mount directly into pre-existing holes in the bed. Sold in pairs, the included gasket helps seal out water, dust, and dirt.



| Year                   | Application         | Part No. |
|------------------------|---------------------|----------|
| <b>Chevrolet / GMC</b> |                     |          |
| 2007-19                | Chevy/GMC Full Size | DZZ97903 |
| <b>Ford</b>            |                     |          |
| 2015-19                | Ford F-150          | DZZ97909 |
| 2018-19                | Ford Super Duty     | DZZ97909 |

## Tool Boxes

### Double Lid DZZ8370

Fits all full size trucks.

| Length:            | Width:           | Height:            | Volume:     |
|--------------------|------------------|--------------------|-------------|
| 69.75" L-1: 60.75" | 20" W-1: 17.125" | 14.25" H-1: 9.625" | 9.67 cu ft. |



### Single Lid DZZ8170

Fits all full size trucks.

| Length:         | Width:           | Height:            | Volume:     |
|-----------------|------------------|--------------------|-------------|
| 69.75" L-1: 52" | 20" W-1: 17.125" | 14.25" H-1: 9.625" | 8.39 cu ft. |



### Triangle Trailer Tool Box DZZ91716

#### Small

Built to fit on the tongue of trailers for convenient, lockable storage.

| Length:                 | Width: | Height: |
|-------------------------|--------|---------|
| 34" (Back), 16" (Front) | 14.25" | 22.75"  |



### DZZ91717 Large

| Length:                 | Width: | Height: |
|-------------------------|--------|---------|
| 34" (Back), 16" (Front) | 19"    | 22.75"  |

## Mid-Size Pickup Narrow Crossover Tool Box

Full width with a narrow profile, ideal for short bed trucks. Aluminum construction with black finish. 60" long x 12" wide x 14-1/4" high. 5.0 cubic feet capacity. Fits all mid-size except Colorado/Canyon.



| Part No.  | Description |
|-----------|-------------|
| DZZ6163NB | Black       |

## Full-Size Pickup Low-Profile Tool Box DZZ8170DL

Full-width low-profile, designed for full-size trucks. Aluminum construction. 69-3/4" long x 20" wide x 12-1/4" high. Holds 11.7 cubic ft. Fits all full-size pickups except Dodge Ram with 6' bed.



## Wheel Well Tool Box

The aluminum tool box features a lockable lift-up lid with a sturdy piano hinge. Fits trucks with a 6' or 8' bed. 37" long x 7-3/4" wide x 19-1/2" high. 2.2 cubic feet capacity.



| Part No. | Description    |
|----------|----------------|
| DZZ94    | Passenger Side |
| DZZ95    | Driver Side    |





THE LEADER IN PERFORMANCE COOLING

When you push your Jeep to the limit, the drivetrain generates a lot of heat. This can impact performance and even cause permanent damage. Derales offers several direct fit solutions to manage heat under the hood and throughout the drivetrain. From engine to differential, Derales helps keep your Jeep running cool and strong.

### Performance Electric Fan

Upgrading your factory fan has never been easier. The Derales Performance Electric Fan features a water and dust-proof fan, perfect for off-road and water crossing use. This high-output, high-watt fan is capable of 1918 CFM's, even through the thickest of radiators. The high-quality aluminum shroud replaces factory fan clutch/shroud using factory mounting locations. Includes mounting brackets for the radiator overflow tank and power steering fluid reservoir.



| Part No.                 | Application   |
|--------------------------|---|
| <a href="#">DER20161</a> | 87-96 Wrangler YJ, 97-06 Wrangler TJ All 4 & 6 Cylinder Engines |

### Automatic Transmission Cooler

When off-roading, airflow can become an issue, resulting in overheated transmissions. Derales' bolt-on transmission cooler uses their Electra Cool remote fluid cooler to reduce fluid temperatures by 30°F-40°F. This complete kit includes an 8" electric fan, 16-row plate and fin cooler, and everything needed for installation. The cooler mounts to the frame rail, with no drilling required.




| Part No.                 | Application                          |
|--------------------------|--------------------------------------|
| <a href="#">DER20561</a> | 87-96 Wrangler YJ, 97-06 Wrangler TJ |

### Power Steering Cooler Kits



| Part No.                 | Inlets       | No. Passes |
|--------------------------|--------------|------------|
| <a href="#">DER13200</a> | 1 1/32" Barb | 2          |
| <a href="#">DER13212</a> | 1 1/32" Barb | 4          |

### Heat Sink Coolers



External and internal fins transfer heat with minimal airflow. Small enough to be mounted to a frame rail, radiator bottom or under floor boards. Single-pass (3/8" NPT inlets on each end) or dual-pass (1/4" NPT inlets on one end) coolers for transmission fluid, fuel, engine, power steering, or gear lube. Hardware is included.

| Part No.                 | Description                 |
|--------------------------|-----------------------------|
| <a href="#">DER13249</a> | 10" Cooler Kit, Single Pass |
| <a href="#">DER13250</a> | 12" Cooler Kit, Single Pass |
| <a href="#">DER13260</a> | 12" Cooler Kit, Dual Pass   |
| <a href="#">DER13261</a> | 15" Cooler Kit, Dual Pass   |
| <a href="#">DER13262</a> | 18" Cooler Kit, Dual Pass   |

### Replacement Hose

| Part No.                 | Hose ID | Length |
|--------------------------|---------|--------|
| <a href="#">DER13007</a> | 1 1/32" | 25 ft. |
| <a href="#">DER13016</a> | 3/8"    | 5 ft.  |
| <a href="#">DER13017</a> | 3/8"    | 25 ft. |
| <a href="#">DER15700</a> | 1/2"    | 10 ft. |
| <a href="#">DER15701</a> | 1/2"    | 5 ft.  |
| <a href="#">DER15740</a> | 1/2"    | 8 ft.  |
| <a href="#">DER15799</a> | 1/2"    | 25 ft. |

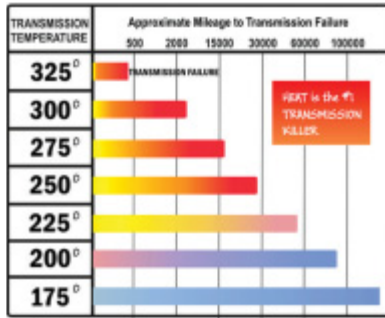


Hi-Temp / Hi-Pressure Hose



THE LEADER IN PERFORMANCE COOLING

Heat.... The Number One Cause Of Component Failure!



### Transmission Cooling Pans

Each Transmission Cooling Pan is constructed from heavy-gauge stamped steel and finished with a durable two-stage heat-dissipating black coating. The pan's cooling power comes from individual built-in 5/8" O.D. airflow cooling tubes. Each tube features an integrated turbulator. As air passes beneath the vehicle it is redirected through the tubes and turbulators, thus transferring heat from fluid to air, helping lower fluid temperatures up to 50 degrees.



- 5/8" O.D. Airflow Cooling Tubes
- Extra Fluid Capacity
- Heat Dissipating Black Finish
- Rare Earth Magnetic Drain Plug
- Built-In 1/8" Temp Sender Port

### E-Z Bolt-On Cooling



| Part No.     | Application                              | Extra Capacity Up To |
|--------------|--|----------------------|
| <b>Dodge</b> |  |                      |
| DER14210     | Dodge A618, A727, 46RW, 46RH, 47RE, 48RE | 5qts 16oz            |
| <b>GM</b>    |  |                      |
| DER14204     | GM 700R4/4L60E                           | 2qts 4oz             |
| DER14207     | GM 4L80E                                 | 4qts 16oz            |
| <b>Ford</b>  |  |                      |
| DER14208     | Ford 4R100, E40D, 5R110, 5R110W          | 7qts 30oz            |

### Ram Air Transmission Cooler Kits

Series 7000 Tube & Fin Coolers



**GOOD**

DER13102

| Part No. | Dimensions              | No. of Passes |
|----------|-------------------------|---------------|
| DER13102 | 16-5/8" x 5-1/8" x 3/4" | 4             |
| DER13103 | 16-5/8" x 7-5/8" x 3/4" | 6             |

Series 8000 Plate & Fin Coolers



**BETTER**

DER13503

| Part No. | Dimensions          | No. of Rows |
|----------|---------------------|-------------|
| DER13502 | 7-1/4" x 11" x 7/8" | 15          |
| DER13503 | 9-1/4" x 11" x 7/8" | 21          |

Series 9000 Plate & Fin Coolers




**BEST**

DER13613

| Part No. | Dimensions                 | No. of Rows |
|----------|----------------------------|-------------|
| DER13613 | 8-7/8" x 10-1/8" x 1-1/4"  | 13          |
| DER13614 | 11-7/8" x 10-1/8" x 1-1/4" | 17          |

### Cooler "Remount" Kit DER13001

Kit includes: (4) rods, (4) pads and (4) buttons



### Transmission Cooler Fittings

| Part No.                       | Description                      |
|--------------------------------|----------------------------------|
| <b>Ford</b>                    |                                  |
| DER13025                       | 5/8" Inverted Flare M/F Fittings |
| <b>GM</b>                      |                                  |
| DER13035                       | Snap-In Tube Fitting             |
| <b>Universal</b>               |                                  |
| DER13004                       | Insta-Dapt 1/2-20 M/F Threads    |
| <b>Universal Line Fittings</b> |                                  |
| DER13031                       | 5/16" Tube to 3/8" Barb          |
| DER13032                       | 3/8" Tube to 3/8" Barb           |
| DER13033                       | 1/2" Tube to 1/2" Barb           |



Complete Listing Of Transmission Cooler Fittings & Accessories Available Online



THE LEADER IN PERFORMANCE COOLING

## Remote Fluid Coolers

Remote fluid coolers are designed to cool vital drivetrain components, including transmissions. Even under extreme conditions where airflow is limited, Remote fluid coolers can keep temperatures under control. By combining efficient fluid coolers with Derale electric fans, heat is no match. Compact design allows coolers to mount wherever space permits. Add a Derale in-line fan controller and fluid control thermostat for the ultimate transmission temperature control set-up.

### Electra-Cool Series

A powerful 10" electric fan draws air over a 16-row copper/aluminum tube and fin cooler. Includes brass AN fittings and hose barb adapter fittings for easy installation. Clear anodized aluminum brackets provide secure mounting. Dual circuit models also available; call for availability.



Dim: 15-3/4" x 11-1/2" x 5"

| Cooler Part No.          | Cooler Inlet Size | No. of Passes | Transmission Cooler Kit Part No. |
|--------------------------|-------------------|---------------|----------------------------------|
| <a href="#">DER13700</a> | -6 AN             | 16            | <a href="#">DER13900</a>         |
| <a href="#">DER15800</a> | -8 AN             | 16            | <a href="#">DER15900</a>         |

### Atomic-Cool Series

A high-flow 8" electric fan paired with a furnace-brazed aluminum 16-row fin and plate cooler keeps up under harsh conditions. Equipped with 6061 aluminum AN fittings and includes hose barb adapter fittings. Clear anodized aluminum shroud allows for easy mounting and helps maximize airflow.



Dim: 8-5/8" x 13" x 3-3/4"

| Cooler Part No.          | Cooler Inlet Size | No. of Rows | Transmission Cooler Kit Part No. |
|--------------------------|-------------------|-------------|----------------------------------|
| <a href="#">DER13750</a> | -6 AN             | 16          | <a href="#">DER13950</a>         |
| <a href="#">DER15850</a> | -8 AN             | 16          | <a href="#">DER15950</a>         |

### Hyper-Cool Series

A high-flow 8" electric fan paired with a furnace-brazed aluminum 25-row stacked plate cooler provides serious cooling power. Equipped with 6061 aluminum AN fittings and includes hose barb adapter fittings. Clear anodized aluminum shroud allows for easy mounting and helps maximize airflow.

| Cooler Part No.          | Cooler Inlet Size | No. of Rows | Transmission Cooler Kit Part No. | Engine Oil Cooler Kit Part No. |
|--------------------------|-------------------|-------------|----------------------------------|--------------------------------|
| <a href="#">DER13760</a> | -6 AN             | 25          | <a href="#">DER13960</a>         | —                              |
| <a href="#">DER15860</a> | -8 AN             | 25          | <a href="#">DER15960</a>         | <a href="#">DER15660</a>       |
| <a href="#">DER15865</a> | -10 AN            | 25          | —                                | —                              |



Dim: 10" x 13" x 5-5/8"



### Titanium Turbo Shield

Shield looks like carbon fiber and is designed to reduce turbo lag. Available by itself, or in a kit which includes shield, 2" x 15 ft. titanium wrap, two 14" locking ties, and fastening wire.



| Part No.                  | Description       |
|---------------------------|-------------------|
| <a href="#">DSN010140</a> | Shield Only T3    |
| <a href="#">DSN010141</a> | Shield And Kit T3 |
| <a href="#">DSN010146</a> | Shield Only T6    |

### GM LS Engine Coil Pack Heat Shield DSN011001

These semi-rigid shields are manufactured from double-sided aluminum and high-temperature foam core. Designed to work with both factory and aftermarket coils and brackets. Installed easily under the coil brackets reducing engine and exhaust heat to the coils. Sold in pairs.



**NEW!**

### Ultra 47™ Turbo Shields

Made from a Tri-Layer mix of an aluminum-impregnated glass fiber outer shell with a high-temperature insulating mat core and silica glass-blend liner. Double stitching and heavy-duty capped anchor points make this turbo shield look great and perform even better. Keeps the exhaust heat in the turbo housing to reduce turbo spool up time and increase exhaust gas velocity, resulting in more power quicker.



| Turbine | Shield Only               | Shield Kit                |
|---------|---------------------------|---------------------------|
| T3      | <a href="#">DSN010172</a> | <a href="#">DSN010174</a> |
| T4      | <a href="#">DSN010173</a> | <a href="#">DSN010175</a> |

### Onyx™ Series T3 And T4 Turbo Shield Kit

These turbo shield kits are manufactured with premium heat-resistant textiles and incorporate newly designed stainless steel anchor points. Decreased turbo lag, improved turbo efficiency and a more constant turbo temperature are the major benefits of these premium turbo shield kits. Available as a kit or turbo shield only. Kit includes turbo shield, 2" x 25' roll black wrap, eight 14" s/s zip ties and 5' fastening wire. Made in USA.



DSN010181

| Turbine                  | Part No.                  |
|--------------------------|---------------------------|
| <b>Turbo Shield Only</b> |                           |
| T4                       | <a href="#">DSN010179</a> |
| T3                       | <a href="#">DSN010181</a> |
| <b>Turbo Shield Kit</b>  |                           |
| T4                       | <a href="#">DSN010180</a> |
| T3                       | <a href="#">DSN010182</a> |

### Fuel Rail and Injector Cover Kit DSN010378

Designed for 1997-04 Jeeps with 4.0L six cylinder engine. Reduce vapor lock, protect injectors and fuel rail from engine heat. Keep fuel cool. Manifold heat is reduced by a glass fiber-backed thick aluminum heat shield. Hook and loop design makes for easy installation. Kit contents include one manifold heat shield, one fuel rail heat cover, six fuel injector covers and twelve fuel injector O-rings.





## Jeep Wrangler JLU Sound Deadening/Insulating Headliner Kit **NEW!**

Design Engineering's peel-and-stick kit helps dress up the interior of the 2018-19 4-door Jeep JLU's hardtop while reducing outside noise. High-quality, marine-grade acoustical foam faced with either original-style fabric or leather-look material is resistant to mold and mildew and helps insulate from outside heat and cold. CNC-machined for a perfect fit, 13 piece kit includes 9 piece headliner kit and 4 piece side window kits.



| Part No.                         | Description        |
|----------------------------------|--------------------|
| <b>9-Piece Headliner Kits</b>    |                    |
| DSN050168                        | Black Fabric       |
| DSN050169                        | Gray Fabric        |
| DSN050170                        | White Fabric       |
| DSN050171                        | Grey Leather-Look  |
| DSN050172                        | Black Leather-Look |
| <b>4-Piece Side Window Kits</b>  |                    |
| DSN050173                        | Black Fabric       |
| DSN050174                        | Gray Fabric        |
| DSN050175                        | White Fabric       |
| DSN050176                        | Grey Leather-Look  |
| DSN050177                        | Black Leather-Look |
| <b>13-Piece Side Window Kits</b> |                    |
| DSN050178                        | Black Fabric       |
| DSN050179                        | Gray Fabric        |
| DSN050180                        | White Fabric       |
| DSN050181                        | Grey Leather-Look  |
| DSN050182                        | Black Leather-Look |

## Jeep® Wrangler Sound Deadening Headliner

Constructed with one-inch-thick, pre-shaped, peel-and-stick Boom Mat sound-deadening material. Reduce cab noise up to four decibels, while insulating the vehicle's interior from harsh exterior weather conditions.

| Part No.  | Description                       |
|-----------|-----------------------------------|
| DSN050137 | Wrangler 2011-17 Four Door, Black |



Truck and Jeep Accessories

| Part No.         | Application  |
|------------------|--|
| <b>Dodge</b>     |  |
| DASKC09100BK     | 1994-13 Dodge Ram 1500/2500/3500 2WD, Front 2" Kit   |
| <b>Chevy/GMC</b> |  |
| DASKG09100BK     | 1999-06 Chevy/GMC 1500 2WD, Front 1" Kit   |
| DASKG09101BK     | 1999-06 Chevy/GMC 1500 2WD, Front 2" Kit   |
| DASKG09105BK     | 2007-13 Silverado/Sierra 1500 2WD/4WD, Front 2" Kit (Top Mount Easy Install, No Strut Disassembly Required)  |
| DASKG09107       | 1999-10 Chevy/GMC 2500/3500 4WD, Front 2" Kit  |
| DASKG09112       | 1988-06 Chevy/GMC 1500 4WD, Front 2" Kit   |
| DASKG09129BK     | 2014-18 Chevy/GMC 1500 2WD/4WD, Front 2" Kit (Top Mount Easy Install, No Strut Disassembly Required)   |
| DASKG09140BK     | 2007-18 Chevy/GMC 1500 Trucks & SUV's 2" Kit (Easy Install, Mounts Between The Lower Control Arm, and Strut Assembly))   |
| DASKG09139BK     | 2007-18 Silverado/Sierra 2WD/4WD, Front 2" Kit (Easy Install, Mounts Between the Lower Control Arm, and Upper Strut Plate, No Strut Disassembly Required, No Stud Trimming Required) |
| <b>Ford</b>      |  |
| DASKF09130BK     | 2017-19 Ford F-150 Raptor 4WD 2" Kit   |
| DASKF09101BK     | 1999-17 Ford F250/F350 2WD, Front 2" Kit   |
| DASKF09105BK     | 1997-03 Ford F150 2WD, Front 1.5" Kit  |
| DASKF09108BK     | 1981-96 Ford F150 4WD, Front 2" Kit  |
| DASKF09111BK     | 2004-08 Ford F150 2WD/4WD, Front 2.5" Kit  |
| DASKF09119BK     | 2005-17 Ford F250/F350 4WD, Front 2" Kit   |
| DASKF09124BK     | 2009-18 Ford F150 2WD/4WD, Front 2" Kit  |
| <b>Jeep</b>      |  |
| DASKJ09113BK     | 1999-2004 Jeep Grand Cherokee WJ 2WD/4WD, Front And Rear 2" Kit  |
| DASKJ09132BK     | 2005-10 Jeep Commander/Grand Cherokee WK 2WD/4WD, Front And Rear 2" Kit  |
| DASKJ09152BK     | 2007-18 Jeep Wrangler JK 4WD, Front 2" Kit   |
| DASKJ09176KV     | 2018 Jeep Wrangler JL 1-1/2" Comfort Ride Leveling Kit   |

| Part No.      | Application   |
|---------------|---|
| <b>Nissan</b> |   |
| DASKN09105BK  | 2005-14 Nissan Frontier/Xterra 2WD/4WD, Front And Rear 2" Kit |
| DASKN09108BK  | 2016-18 Nissan Titan XD, Front 2" Kit                         |
| <b>Toyota</b> |   |
| DASKT09100BK  | 1990-95 Toyota 4Runner SR5 2WD/4WD, Rear 1.25" Kit            |
| DASKT09103BK  | 1996-2006 Toyota Truck/SUV 2WD/4WD, Front 2.5" Kit            |
| DASKT09105BK  | 1996-2006 Toyota Truck/SUV 2WD/4WD, Front 1.0" Kit            |
| DASKT09106BK  | 1996-2002 Toyota 4Runner 2WD/4WD, Front 2.5" Kit              |
| DASKT09107BK  | 1996-2002 Toyota 4Runner 2WD/4WD, Rear 1.5" Kit               |
| DASKT09113BK  | 1995-2004 Toyota Tacoma 2WD, Front 1.5" Kit                   |
| DASKT09115BK  | 2003-09 Toyota 4Runner 2WD/4WD, Front 2.5" / Rear 1.5" Kit    |
| DASKT09116BK  | 2005-16 Toyota Tacoma 2WD/4WD, Front 2.5" Kit                 |
| DASKT09117BK  | 2003-09 Toyota 4Runner 2WD/4WD, Front 1.0" Kit                |
| DASKT09120BK  | 2005-16 Toyota Tacoma 2WD/4WD, Front And Rear 2.5" Kit        |
| DASKT09124BK  | 2007-14 Toyota FJ Cruiser 2WD/4WD, Front 2.5" / Rear 1.5" Kit |
| DASKT09127BK  | 2007-14 Toyota FJ Cruiser 2WD/4WD, Rear 1.5" Kit              |
| DASKT09133BK  | 2010-16 Toyota 4-Runner 2WD/4WD, Front 2.5" Kit               |
| DASKT09134BK  | 2010-16 Toyota 4-Runner 2WD/4WD, Front And Rear 2.5" Kit      |



DASKG09100BK

DASKT09124BK

DASKC09100BK



Truck and Jeep Accessories

## Body To Frame Mount Bushing Kits

These polyurethane body-mount bushings are designed to replace the soft factory rubber bushings.



DASKF04050BK

| Part No.     | Application  |
|--------------|--|
| DASKF04009BK | 1991-01 Explorer, 2WD And 4WD  |
| DASKF04015BK | 2001-05 Explorer Sport Trac, 2WD And 4WD   |
| DASKF04050BK | 1999-2017 Ford F250 Super Duty, 2WD And 4WD, With Twin I Beam<br>2005-17 Ford F350 Super Duty, 2WD And 4WD                 |
| DASKF04050KV | 1999-2017 Ford F250 Super Duty, 2WD And 4WD, With Twin I Beam, Kevlar<br>2005-17 Ford F350 Super Duty, 2WD And 4WD, Kevlar |
| DASKF04058BK | 1999-18 Ford F-250 Body Mounts   |
| DASKF04060BK | 2008-16 Ford F-250 Body Mount With Steel Sleeves   |

## Coil Spring Spacers

Manufactured to work within the factory suspension design, these kits offer an improved ride, more ground clearance, and the ability to run larger tires and wheels, while reducing noise, vibration, and harmonics.



DASKJ09100BK

| Part No.     | Application  |
|--------------|--|
| DASKJ09100BK | 1997-06 TJ Wrangler / 1984-01 XJ Cherokee, 1-3/4" Spring Spacers, Front And Rear     |
| DASKJ09107BK | 1997-06 TJ Wrangler / 1984-01 XJ Cherokee, 3/4" Spring Spacers, Front And Rear       |
| DASKJ09108BK | 1997-06 TJ Wrangler / 1993-98 ZJ Grand Cherokee, 3/4" Spring Spacers, Front And Rear |
| DASKJ09138BK | 2007-17 JK Wrangler, 3/4" Spring Spacers, Front And Rear                             |
| DASKJ09139BK | 2007-17 JK Wrangler, 3/4" Spring Spacers, Front Only                                 |
| DASKJ09140BK | 2007-17 JK Wrangler, 3/4" Spring Spacers, Rear Only                                  |

## Coil Spring Bow Correction Isolators

Many aftermarket lift kits use the OEM coil isolators which cause the front coil springs to flex outward and rub against the suspension. These Daystar coil isolators install quickly without special tools and replace the factory isolators to correct this issue.

| Part No.     | Description                                    |
|--------------|--|
| DASKJ09179BK | 2018-19 Wrangler JL Aftermarket Lift Kits Only |
| DASKJ09180BK | 2018-19 Wrangler JL Mopar Lift Kits Only       |



DASKJ09179BK

## Hood Wranglers

Constructed of heavy-duty polyurethane, these hood latches provide a more positive lock to keep the hood securely shut, increase peace of mind, and stop the "hood flutter" common to 2007 and newer JK Wranglers. Made in USA. Sold in pairs.

| Part No.     | Application                 |
|--------------|-----------------------------|
| DASKJ09145BK | 2007-17 JK Wrangler, Black, |
| DASKJ09145RE | 2007-17 JK Wrangler, Red    |
| DASKJ09146BK | 1997-06 TJ Wrangler, Black  |



## JK Wrangler Comfort Ride Lift Kit DASKJ09137BK

Designed to lift the front and rear of 2007-17 2WD/4WD JK Wranglers 1-3/4". Kit consists of front and rear coil spring spacers, rear extended bump stops, and hardware kit. Made in USA.

## Lift And Leveling Kits 2018 Jeep Wrangler JL **NEW!** DASKJ09177KV

Designed to raise the vehicle, while working within the factory suspension and specifications. These no-weld, easy-to-install kits include Kevlar®-infused polyurethane spacers and extended bump stops along with any other vehicle specific items needed for installation. Made in USA. 2" Comfort Ride Lift Kit includes lower control arms and sway bar links.



## Rope Rollers for Synthetic Winch Rope

Daystar's rope rollers replace the steel rollers on any conventional fairlead so you can retain the benefits of a roller fairlead while running synthetic winch rope.



| Part No.     | Description   |
|--------------|---|
| DASKU70054BK | Polyurethane Winch Rollers (Four), Allows Use of Synthetic Rope |

## Dash And Switch Panels

For most applications these panels are a direct replacement for the original factory panel, eliminating the need for trimming. The dash panels match the texture and lines of the rest of the dash for a factory look. Switch panels snap into place and are pre-scored to accept two-four accessory switches. Made in USA.



DASKJ71020

| Part No.             | Description  |
|----------------------|--|
| <b>Dash Panels</b>   |  |
| DASKJ71020           | 2007-10 JK Wrangler, Upper Dash Panel                              |
| DASKJ71031           | 1997-06 TJ Wrangler, Upper Dash Panel                              |
| DASKJ71057BK         | 2011-17 JK Wrangler, Upper Dash Panel With I-Phone Holder          |
| <b>Switch Panels</b> |  |
| DASKJ71030           | 2007-10 JK Wrangler, Switch Panel                                  |
| DASKJ71032           | 1997-06 TJ Wrangler/1997-01 Cherokee, Vent Switch Panel            |
| DASKJ71034BK         | 2011-17 JK Wrangler, Lower Switch Panel, Automatic Trans Only      |
| DASKJ71038BK         | 2011-17 JK Wrangler, Lower Switch Panel With Four Rocker Switches  |
| DASKJ71043BK         | 2007-10 JK Wrangler, Pillar Pod Switch                             |
| DASKJ71044BK         | 2007-10 JK Wrangler, A-Pillar Pod Switch With Four Rocker Switches |
| DASKJ71056BK         | 2007-17 JK Wrangler, A-Pillar Pod Switch With Four Switches        |

## D-Ring Washers

Polyurethane Daystar D-ring washers install on any standard shackle bolt and help silence the rattling D-rings.

| Part No.     | Description         |
|--------------|---------------------|
| DASKU71074BK | Black, Set Of Eight |
| DASKU71074RE | Red, Set Of Eight   |



## D-Ring / Shackle Isolator

Non-locking polyurethane D-ring isolator. prevents rattles and fits standard 3/4" D-rings or shackles and has a limited lifetime warranty.



| Part No.     | Description   |
|--------------|---|
| DASKU70056AG | Polyurethane D-Ring Isolator, Orange, Sold In Pairs             |
| DASKU70056BK | Polyurethane D-Ring Isolator, Black, Sold In Pairs              |
| DASKU70056FA | Polyurethane D-Ring Isolator, Fluorescent Orange, Sold In Pairs |
| DASKU70056FG | Polyurethane D-Ring Isolator, Fluorescent Green, Sold In Pairs  |
| DASKU70056FP | Polyurethane D-Ring Isolator, Fluorescent Pink, Sold In Pairs   |
| DASKU70056RB | Polyurethane D-Ring Isolator, Blue, Sold In Pairs               |
| DASKU70056RE | Polyurethane D-Ring Isolator, Red, Sold In Pairs                |
| DASKU70056WH | Polyurethane D-Ring Isolator, White, Sold In Pairs              |
| DASKU70056YL | Polyurethane D-Ring Isolator, Yellow, Sold In Pairs             |

## D-Ring / Isolators And Washers

D-ring isolators install on any standard 3/4" shackle. Polyurethane acts as an isolator for the shackle and prevents the shackle from tapping against a bumper or any other recovery point when the vehicle is in motion. Includes 2 non-locking D-ring isolators and 8 washers.



| Part No.     | Description   |
|--------------|---|
| DASKU70057BK | Polyurethane D-Ring Isolator, Black With Four Washers Sold In Pairs |
| DASKU70057RE | Polyurethane D-Ring Isolator, Red With Four Washers, Sold In Pairs  |



**Truck and Jeep Accessories**

**Locking D-Ring Isolators**

Manufactured from durable polyurethane, these locking isolators snap onto any standard 3/4" D-ring, also known as a clevis or shackle. The built-in lanyard loops through a hole in the D-ring bolt preventing it from unscrewing itself and losing the D-ring. Made in USA.



| Part No.                     | Description   |
|------------------------------|---|
| <a href="#">DASKU70058AG</a> | Locking Polyurethane Shackle Isolator, Orange             |
| <a href="#">DASKU70058BK</a> | Locking Polyurethane Shackle Isolator, Black              |
| <a href="#">DASKU70058FA</a> | Locking Polyurethane Shackle Isolator, Fluorescent Orange |
| <a href="#">DASKU70058FP</a> | Locking Polyurethane Shackle Isolator, Fluorescent Pink   |
| <a href="#">DASKU70058RB</a> | Locking Polyurethane Shackle Isolator, Blue               |
| <a href="#">DASKU70058RE</a> | Locking Polyurethane Shackle Isolator, Red                |

**Jack Isolator**

Daystar's jack isolator is a convenient, rattle-free storage solution for the Hi-Lift jack handle by sliding over the main bar of the jack and the handle. Durable polyurethane isolator reduces noise and eliminates metal-on-metal contact.



| Part No.                     | Description                                       |
|------------------------------|---|
| <a href="#">DASKU71071BK</a> | One Piece Polyurethane Jack Isolator, Black, Each |
| <a href="#">DASKU71071RE</a> | One Piece Polyurethane Jack Isolator, Red, Each   |



**Winch Isolator**

Daystar's winch isolators provide a clean, easy, and secure way to store the winch hook when not in use. Reduce rattle and wear while keeping the winch hook from rubbing on bumpers and grill guards. One-piece polyurethane isolator installs easily.

| Part No.                     | Description  |
|------------------------------|--|
| <a href="#">DASKU70039BK</a> | One-Piece Polyurethane Roller Fairlead Isolator, Black, Each |
| <a href="#">DASKU70039RE</a> | One-Piece Polyurethane Roller Fairlead Isolator, Red, Each   |

**1997-06 Jeep Wrangler Angry Eyebrow Hood Protector DASKJ73000BK**

This aggressive looking hood protector is manufactured from high-quality lightweight ABS plastic. Easy to install with no drilling or modifications required. Raw black color intended to be painted.



**Trinity T2 MX Vehicle Performance Monitor NEW! DBL9050**

The perfect addition for any OBD2 equipped vehicle. Utilizing a full-color high definition 5" touch screen, the Trinity T2 MX performance monitor provides numerous customizable gauge screen layouts with a custom color mixer that allows the customizing of gauge arcs, backgrounds, etc. Simply swipe screen to the left or right to toggle between user-selected gauge screens within a layout. Unit enables expanded monitoring capabilities including performance tests, read and clear diagnostic trouble codes, and data logging.



**Trinity T2 EX Performance Programmers And Monitor**

The all-new Trinity 2 with high-resolution touchscreen can add up to 28 horsepower and 50 ft.-lbs. of torque, yet remain 50-state legal, eliminating the fear associated with passing smog tests. T2 also permits adjustments to the rev limiter, top speed limiter, shift points, shift firmness, disable traction control, calibrate for gear ratio or tire size, cooling fan control, check/clear DTC's, disable traction control, etc.



| Part No.                | Application                              |
|-------------------------|--|
| <b>Ford</b>             |  |
| <a href="#">DBL9100</a> | 1997-17 Ford F150/SUV Gas Engines        |
| <b>GM</b>               |  |
| <a href="#">DBL9200</a> | 1999-16 GM Gas Trucks/SUV                |
| <a href="#">DBL9246</a> | 2017-19 GM Gas Trucks/SUV                |
| <b>Dodge</b>            |  |
| <a href="#">DBL9300</a> | 2003-2014 Dodge, Ram, 1500/2500 5.7/6.4L |
| <b>Jeep</b>             |  |
| <a href="#">DBL9400</a> | 2005-14 Jeep Wrangler/Grand Cherokee     |

**Intune i3 Platinum NEW!**

All-in-one, Intune i3 Platinum performance programmer combines industry-leading, built-in tuning with nearly limitless custom tuning options. Perfect for the vehicle owner who desires powerful tuning right out of the box, yet wants to keep future modifications covered with the custom tuning capabilities that the unit provides. Versatile enough to tune vehicle from mild to wild.

| Part No.                | Application  |
|-------------------------|--|
| <b>Ford</b>             |  |
| <a href="#">DBL8100</a> | 1999-17 F150/SUV Gas Engines<br>1999-10 F250/F350 Diesel Engines |
| <b>GM</b>               |  |
| <a href="#">DBL8200</a> | 1999-16 GM Gas Truck/SUV<br>2001-16 GM 2500/3500 6.6L            |
| <b>Dodge</b>            |  |
| <a href="#">DBL8300</a> | 2003-14 Ram 1500/2500 5.7L/6.4L                                  |
| <b>Jeep</b>             |  |
| <a href="#">DBL8400</a> | 2005-14 Jeep Wrangler<br>2005-14 Grand Cherokee                  |



**Warning:** This product is not street legal and not for sale in California

**Predator 2 Performance Programmer NEW!**

Newly designed, the P2 is engineered to optimize daily driving, towing, and fuel economy. Unit includes programs for improved horsepower and fuel economy, while user adjustable options allow changes to tire size, gearing, shifting, etc. Programmer also has the ability to deliver high-speed OBD-II data logging, read and clear diagnostic trouble codes, and receive updates or downloads via the USB port. 50-state legal, the P2 saves the stock tune, easily restoring the vehicle back to the OEM settings when desired.



| Part No.                | Application   |
|-------------------------|---|
| <b>Ford</b>             |   |
| <a href="#">DBL7102</a> | 1999-17 F150/SUV Gas Engines                            |
| <a href="#">DBL7103</a> | 1999-15 F250/F350 Diesel Engines                        |
| <b>GM</b>               |   |
| <a href="#">DBL7202</a> | 1999-16 GM Gas Truck/SUV                                |
| <a href="#">DBL7203</a> | 2001-15 GM 2500/3500/ and 4500 6.6L Duramax Diesel      |
| <b>Dodge</b>            |   |
| <a href="#">DBL7302</a> | 2003-14 Ram 1500/2500 5.7L/6.4L                         |
| <a href="#">DBL7303</a> | 2005-12 Ram 2500/3500/4500 Cummins Diesels 5.9L/6.7L    |
| <b>Jeep</b>             |   |
| <a href="#">DBL7401</a> | 1998-14 Jeep Wrangler, JK, TJ<br>1999-10 Grand Cherokee |



**Amp'd Throttle Booster NEW!**

Easy to install with a plug-and-play design that utilizes the factory connections, Amp'd Throttle Booster adds a seat-of-the-pants boost of power, eliminating lag and sluggish acceleration. With the ability to increase throttle response in modes of 50% or 100%, advanced module provides quicker turbo spooling, increased responsiveness, and more acceleration.

| Part No.         | Description  |
|------------------|--|
| <b>Chevy/GMC</b> |  |
| DBL28858         | 2004-17 Colorado   |
| DBL28855         | 2001-04 1500/2500/3500 All V8 Gas  |
| DBL28855-D       | 2001-05 2500/3500 6.6L Duramax Diesel  |
| DBL28856-D       | 2006-07 2500/3500 6.6L Duramax Diesel  |
| DBL28857         | 2006-13 Avalanche  |
|                  | 2007-17 Suburban, Tahoe, Yukon   |
|                  | 2007-17 1500/2500/3500 All Gas   |
|                  | 2007-17 2500/3500 6.6L Duramax Diesel  |
| <b>Dodge</b>     |  |
| DBL38852         | 2007 Durango 3.7L/5.7L   |
|                  | 2008-17 Durango  |
|                  | 2007 Ram 1500/2500/3500 3.6L/5.7L  |
|                  | 2007 Ram 1500/2500/3500 All Gas  |
|                  | 2007-08 Magnum   |
|                  | 2007-12 Dakota   |
| DBL38852-D       | 2007 Ram 2500/3500 5.9 Cummins Diesel<br>2008-17 Ram 2500/3500 6.7L Cummins Diesel |
| DBL38851         | 2005-06 Durango 5.7L   |
|                  | 2005-06 Ram 5.7L Hemi  |
|                  | 2005-06 Magnum   |
| DBL38851-D       | 2005-06 Ram 5.9L Diesel  |

| Part No.    | Description                 |
|-------------|-----------------------------|
| <b>Ford</b> |                             |
| DBL18852    | 2011-17 Ford F150/F250/F350 |
|             | 2011-17 Edge                |
|             | 2009-17 Escape, Expedition  |
|             | 2011-17 Explorer            |
|             | 2009-10 F150                |
|             | 2013-17 Flex                |
| DBL18852-D  | 2018 F150 3.0L Power Stroke |
| DBL18854    | 2005-10 F250/F350           |
|             | 2007-10 Edge                |
|             | 2005-08 Expedition          |
|             | 2005-10 Explorer            |
|             | 2004-08 F150                |
|             | 2009-12 Flex                |
| <b>Jeep</b> |                             |
| DBL38851    | 2005-06 TJ Wrangler         |
| DBL48852    | 2007-17 JK Wrangler         |
| DBL48858    | 2014-18 Jeep Grand Cherokee |

**Amp'd Throttle Booster Switch NEW!**  
**DBL88800**

Six total levels of throttle responsiveness are available with the addition of the Amp'd Throttle Booster Switch. These six levels include stock, low-50%, medium 75%, high 100%, 400%, and valet. On-the-fly adjustments are easily controlled by the push button switch.



**Sprint Tuning Module**  
**DBLS1000**

**NEW!**



Engineered for 2005-up GM vehicles, module can disable the Active Fuel Management (AFM) that drops cylinders and reduces power to be disabled by simply plugging into the OBD-II port. It allows the vehicle to stay in V8 mode at all times without re-flashing or reprogramming the ECU.

**Marathon Tuning Module**  
**DBLM1000X**

**NEW!**



Tuning module allows any 2005-up GM vehicle equipped with Active Fuel Management (AFM) to stay in four-cylinder mode 80% of the time as opposed to only 35% from the factory. This device is installed by simply plugging into the OBD-II port.



**Sprint MDS Module For DCX NEW!**  
**DBLS1000D**

Engineered for 2005-11 Dodge, Ram, Jeep, Chrysler 5.7L equipped vehicles, module can disable the Active Fuel Management (AFM) that drops cylinders and reduces power to be disabled by simply plugging into the OBD-II port. It allows the vehicle to stay in V8 mode at all times without re-flashing or reprogramming the ECU.

| Year.        | Description         |
|--------------|---------------------|
| <b>Jeep</b>  |                     |
| 2006-10      | Commander 5.7L      |
| 2006-11      | Grand Cherokee 5.7L |
| <b>Dodge</b> |                     |
| 2006-11      | Durango 5.7L        |
| 2006-11      | Ram 1500 5.7L       |

**2015+ Dodge/Ram/Jeep PCM Swap NEW!**

To correct this, DiaboSport offers a solution that pairs a tuner such as the i3 or Trinity with an unlocked PCM that is preconfigured for the vehicle. This PCM swap kit includes the tuner plus, the unlocked PCM, and a return shipping box and label to return the factory PCM core, as well as complete instructions for making the PCM swap.

Call for additional information and options.

| Part No.         | Description  |
|------------------|--|
| <b>Chevy/GMC</b> |  |
| DBL8321          | i3 + PCM Swap, Dodge Truck 2015-18 (5.7L 8 Speed)        |
| DBL8420          | i3 + PCM Swap, 2015-18 Jeep Wrangler JK                  |
| DBL9321          | Trinity 2 + PCM Swap, Dodge Truck 2015-18 (5.7L 8 Speed) |
| DBL9420          | Trinity 2 + PCM Swap, 2015-18 Jeep Wrangler              |





| Year/Description   | Axle Shaft Dia. # of Spline | Ring And Pinion Ratio    | Detroit Locker             | Detroit Truetrac         | Eaton Posi   |
|--|-----------------------------|--------------------------|----------------------------|--------------------------|--------------|
| <b>Chevrolet/GMC</b>   |                             |                          |                            |                          |              |
| <b>Blazer/Jimmy, Suburban, Tahoe, Yukon - Front 1/2 Ton</b>              |                             |                          |                            |                          |              |
| 1977-88 GM 10 Bolt, 8.5" Dia. R.G. <sup>1</sup>                          | 1.20", 28                   | 2.73-5.13                | DET187C149A                | DET912A557               | DET19557-010 |
| 1980 And Later Dana 44   | 1.31", 30                   | 3.73 & Down              | DET187SL16D                | DET913A591               | —            |
|  |                             | 3.92 & Up                | DET187SL16C                | DET913A592               | —            |
| <b>Blazer/Jimmy, Suburban, Tahoe, Yukon - Rear 1/2 Ton</b>               |                             |                          |                            |                          |              |
| 1989-07 GM 10 bolt, 8.5"/8.6" Dia. R.G., C-Clip <sup>1</sup>             | 1.32", 30                   | 2.73" & Up               | DET187C148A                | DET913A481               | DET19559-010 |
| <b>Pickup/Suburban/2500 - Front</b>                                      |                             |                          |                            |                          |              |
| 1977-91 GM 10 Bolt 8.5" Dia., R.G., C-Clip <sup>1</sup>                  | 1.20", 28                   | 2.73-Up                  | DET187C149A                | DET912A557               | DET19557-010 |
| 1980 And Later Dana 44   | 1.31", 30                   | 3.73 & Down              | DET187SL16D                | DET913A591               | —            |
|  |                             | 3.92 & Up                | DET187SL16C                | DET913A592               | —            |
| <b>Pickup/Suburban/2500 - Rear</b>                                       |                             |                          |                            |                          |              |
| 1989-07 GM 10 Bolt, 8.5"/8.6" Dia. R.G., C-Clip <sup>1</sup>             | 1.32", 30                   | 2.73" & 5.13*            | DET187C148A                | DET913A481               | DET19559-010 |
| 1981-07 GM 14 bolt, 9.5" Dia. R.G., C-Clip                               | 1.37", 33                   | All                      | DET225C135A                | —                        | —            |
| <b>Dodge/Plymouth</b>  |                             |                          |                            |                          |              |
| <b>1500/2500 Pickup Trucks - Front</b>                                   |                             |                          |                            |                          |              |
| 1989-02 Dana 44, One side, C-Clip  | 1.31", 30                   | 3.73 & Down<br>3.92 & Up | —<br>—                     | DET913A591<br>DET913A592 | —<br>—       |
| 1984 & Down Dana 44  | 1.31", 30                   | 3.73 & Down<br>3.92 & Up | DET187SL16D<br>DET187SL16C | DET913A591<br>DET913A592 | —<br>—       |
| <b>1500/2500 Pickup Trucks - Rear</b>                                    |                             |                          |                            |                          |              |
| 1972-02 Dana 60  | 1.31", 30                   | 4.10 & Down              | DET225SL19B                | —                        | —            |
| <b>Ford</b>  |                             |                          |                            |                          |              |
| <b>F150, Bronco, Pickup, Expedition - Front</b>                          |                             |                          |                            |                          |              |
| 1983-96 Dana 44, C-Clip  | 1.31", 30                   | 3.73 & Down<br>3.92 & Up | —<br>—                     | DET913A591<br>DET913A592 | —<br>—       |
| 1982 and Down Dana 44  | 1.31", 30                   | 3.73 & Down<br>3.92 & Up | DET187SL16D<br>—           | DET913A591<br>DET913A592 | —<br>—       |
| <b>F150, Bronco, Pickup, Expedition - Rear</b>                           |                             |                          |                            |                          |              |
| 1997-07 Ford 9.75"   | 1.37", 34                   | All                      | —                          | DET913A477               | —            |
| 1987-03 Ford 8.8" Dia., R.G., C-Clip                                     | 1.32", 31                   | All                      | DET187C145A*               | DET913A561               | DET19588-010 |
| 1976-87 Ford 9" Dia., R.G.   | 1.32", 31                   | All Except 2.72          | DET187SL17B                | DET913A586               | —            |
|  | 1.50", 35                   | All Except 2.72          | DET187S160A                | —                        | —            |
| <b>F250, Pickup, Excursion - Front</b>                                   |                             |                          |                            |                          |              |
| 1983-97 Dana 44, C-Clip, IFS   | 1.31", 30                   | 3.73 & Down<br>3.92 & Up | —<br>—                     | DET913A591<br>DET913A592 | —<br>—       |
| 1982 And Later Dana 44   | 1.31", 30                   | 3.73 & Down              | DET187SL16D                | DET913A591               | —            |
|  |                             | 3.92 & Up                | DET187SL16C                | DET913A592               | —            |
| <b>F250, Pickup, Excursion - Rear</b>                                    |                             |                          |                            |                          |              |
| 1985-07 Ford 10.25"/10.5" Dia., R.G.                                     | 1.50", 35                   | All                      | DET225SL56A                | —                        | —            |
| 1975-84 Dana 60-3  | 1.31", 30                   | 4.10 & Down<br>4.56 & Up | DET225SL19B<br>—           | —<br>—                   | —<br>—       |
| <b>Jeep</b>  |                             |                          |                            |                          |              |
| <b>Wrangler, Cherokee, Grand Cherokee, Wagoneer, CJ &amp; DJ - Front</b> |                             |                          |                            |                          |              |
| 1971-06 Dana 30 <sup>G</sup>   | 1.16", 27                   | 3.54 & Down<br>3.73 & Up | —<br>—                     | —<br>DET912A585          | —<br>—       |
| 1970-03 Dana M-44-IF, IFHD <sup>G</sup>                                  | 1.31", 30                   | 3.73 & Down              | DET187SL16D                | DET913A591               | —            |
|  |                             | 3.92 & Up                | DET187SL16C                | DET913A592               | —            |
| <b>Wrangler, Cherokee, Grand Cherokee, Wagoneer, CJ &amp; DJ - Rear</b>  |                             |                          |                            |                          |              |
| 1993-06 Dana 35, C-Clip  | 1.18", 27                   | 3.54 & Up                | DET162C56A                 | —                        | —            |
| 1984-93 Dana 35, C-Clip  | 1.18", 27                   | 3.54 & Up                | DET162C56A                 | —                        | —            |
| 1985-89 Dana 35, Non C-Clip  | 1.18", 27                   | 3.54 & Up                | DET162C56A                 | —                        | —            |
| 1997-06 Wrangler Dana 44   | 1.31", 30                   | 3.73 & Down              | DET187SL16D                | DET913A589               | —            |

\* 4.56, 4.88, 5.13 require modification to install.

**G:** Does not fit axle disconnect 1982-85 Dana 44 and Dana 30 for 1987-05 Wrangler and 1984-92 Cherokee.


**1:** All GM 8.5"/8.6" Eaton differentials require special bearings. For axles with small bearing bores (race O.D. of 2.89"), usually found on vehicles prior to 1999, bearing LM102949 and race LM102911 are required. For axles with large bearing bores (race O.D. of 3.06"), usually found on vehicles from 1999 to present, bearing LM603049 and race LM603012 are required.



The Detroit Locker maximizes traction by delivering 100% of the torque to both drive wheels. It is engineered to keep both wheels in a constant drive mode, and has the ability to automatically allow wheel speed differentiation when required. 100% locking differential provides legendary traction and ultimate performance. Most gear oils are sufficient, however, a quality petroleum (mineral) based oil is recommended. Synthetic oils and friction modifiers are not necessary.



Truetrac's proven helical gear design eliminates the need for wearable parts like friction plates, cones and springs, resulting in maintenance free traction. Engineered to work efficiently in rear axles. Power transfer is so smooth, it literally goes unnoticed by the driver. Proven design, low cost and effective performance, all make the Truetrac limited slip differential the ideal choice for wide variety of vehicle applications. A quality petroleum GL5 rated (mineral) based oil is recommended. Synthetic oils may also be used if desired per axle manufacturer's recommendations. Friction modifiers should not be used however, as they will decrease overall performance (reduce differential bias).



# Posi™

Carbon friction discs located behind each side gear are pre-loaded with a central spring assembly, increasing the clamp load on the carbon discs as input torque increases. This balanced design ensures that the bias torque of the differential is proportional to the input torque for smoother engagement.

Features race-bred carbon friction technology, precision-forged gears, high-strength case, and superior rebuildable design. A quality GL5 petroleum (mineral) based oil is recommended. A four-ounce bottle of friction modifier is necessary for optimum performance.





### Trail Country EXP

From asphalt to dirt, the Trail Country EXP will help you explore the roads to adventure. Let the EXP lead you to your next campsite or scenic route. The Trail Country EXP is silica reinforced for cut and chip resistance and improved wet traction, has large, deep tread elements for excellent on/off-road capability and wear. Uses high-tensile body ply cord to enhance the sidewall strength. Has a 45,000 mile limited tread wear warranty.

| Part No.       | Size            | Sect. WD. in. | Tread WD. in. | Tread Depth 32nds | Appx. Wt. Lbs. | Max Load   | Meas. Rim Wd Appx Rim Wd |
|----------------|-----------------|---------------|---------------|-------------------|----------------|------------|--------------------------|
| MIC90000034231 | 32 x 10.50R16LT | 10.1          | 8.0"          | 18.5"             | 50 lbs.        | 3,415 lbs. | (7.5)7.0-8.0             |
| MIC90000034232 | 33 x 11.50R16LT | 11.3          | 8.6"          | 18.5"             | 57 lbs.        | 3,750 lbs. | (8.0)7.5-9.0             |
| MIC90000034234 | 35 x 12.50R16LT | 11.9          | 9.8"          | 18.5"             | 62 lbs.        | 3,860 lbs. | (8.5)8.0-11.0            |
| MIC90000034235 | 32 x 10.50R17LT | 10.8          | 8.4"          | 18.5"             | 53 lbs.        | 3,195 lbs. | (8.0)7.0-8.5             |
| MIC90000034236 | 33 x 11.50R17LT | 11.5          | 9.1"          | 18.5"             | 58 lbs.        | 3,195 lbs. | (8.5)7.5-9.0             |
| MIC90000034239 | 35 x 12.50R17LT | 12.8          | 10.0"         | 18.5"             | 62 lbs.        | 3,195 lbs. | (9.5)8.0-11.0            |
| MIC90000034241 | 33 x 11.50R18LT | 11.5          | 9.2"          | 18.5"             | 58 lbs.        | 3,640 lbs. | (8.5)8.0-10.0            |
| MIC90000034243 | 35 x 12.50R18LT | 12.5          | 9.9"          | 18.5"             | 65 lbs.        | 3,750 lbs. | (9.0)8.5-10.0            |
| MIC90000034247 | 35 x 12.50R20LT | 12.5          | 9.9"          | 18.5"             | 64 lbs.        | 3,195 lbs. | (10.0)8.5-11.0           |



### Extreme Country Mud-Terrain Tire **NEW!**

The proven compound features additional tread depth, improved sidewall strength without adding weight or compromising ride, added traction from angled shoulder scallops, self-cleaning, and is mud and snow-rated.

| Part No.       | Tire Size       | Equiv. Size | Load Range | Sidewall | (Measured Rim Width) Approved Rim Width |
|----------------|-----------------|-------------|------------|----------|---|
| MIC90000024312 | 33 x 12.50R15LT | —           | C          | OWL      | (10) 8.50 - 11.0                        |

### DC-2® Wheel

Featuring a gloss black and machined finish with a tough layer of UV clear coat protection for superior durability and ease of care, even in harshest of climates. The DC-2 is a super strong aluminum wheel built especially for today's trucks, SUV's and 4 x 4's. Satin finish center cap included. Uses bulge-type conical seat lug nuts.

| Part No.        | Size    | Appx. Weight | Bolt Pattern | Backspace | Offset | Max Load   |
|-----------------|---------|--------------|--------------|-----------|--------|------------|
| MIC90000000481  | 15 x 8  | 22 lbs.      | 5-4.5        | 3.65"     | -21mm  | 2,100 lbs. |
| MIC90000000478  | 15 x 10 | 27 lbs.      | 5-4.5        | 3.65"     | -47mm  | 2,100 lbs. |
| MIC90000000491  | 16 x 8  | 23 lbs.      | 5-4.5        | 4.03"     | -12mm  | 2,500 lbs. |
| MIC90000000494  | 16 x 8  | 24 lbs.      | 8-6.5        | 4.03"     | -12mm  | 3,400 lbs. |
| MIC90000000487  | 16 x 10 | 29 lbs.      | 8-6.5        | 4.52"     | -25mm  | 3,400 lbs. |
| MIC90000000497* | 17 x 9  | 27 lbs.      | 6-5.5        | 4.53"     | -12mm  | 2,500 lbs. |
| MIC90000000502  | 17 x 9  | 28 lbs.      | 8-6.5        | 4.53"     | -12mm  | 3,400 lbs. |

\* Hub centering ring included for late model Chevy/GMC application



BORN FROM JOE GIBBS RACING

**DRIVEN**  
DRIVEN TO WIN RACING OIL®

### LS30 Synthetic Street Performance Motor Oil JGPO2906

A new synthetic 5W-30 street performance motor oil designed for GM LS-based engines. Features a high zinc content to protect aggressive cam profiles, and the advanced synthetic formula delivers high-temperature protection. LS30 provides protection for street/strip applications that call for a 5W-30 viscosity oil. Not API-certified. Catalytic converter compatible. One-quart bottle.



### FR20 Synthetic Performance Motor Oil JGPO3006

A new 5W-20 Synthetic performance motor oil designed for Ford modular motors and Chrysler 5.7L Hemi engines. FR20 features a high zinc content to protect aggressive cam profiles, and the advanced synthetic formula delivers high-temperature protection from viscosity breakdown. Not API-certified. Catalytic converter compatible. One-quart bottle



### FR50 JGPO4106

FR50 provides the required viscosity for Ford Coyote oiling and variable timing systems, delivering wear protection needed for performance camshafts. Low-volatility formula guards against oil vaporization and foaming, and prevents inconsistent cam phaser system performance, especially in supercharged Ford Coyote engines. Viscosity typical of 5W-50. One-quart bottle.



## DP40 Turbocharged Diesel Oil JGP02508

DP40 is a full synthetic SAE 5W-40 grade advanced diesel engine oil with Driven's rust inhibitor for turbo-charged, high-output diesels. Offers dual protection when the vehicle is not in use and high-protection while hauling heavy loads. One-gallon containers.



## DR40 Semi-Synthetic Diesel Oil NEW! JGP05408

Blended with a high zinc content, this semi-synthetic diesel oil provides exceptional protection in high-heat heavy hauling conditions. SAE 15W-40 viscosity. Sold in one-gallon containers.

## STF JGP04006

STF (Synthetic Transmission Fluid) protects bearings, gears, clutches, valves, and solenoids by reducing friction, heat, and wear. Improves shifting characteristics and lowers operating temperatures. Recommended for manual transaxles and transmissions which require automatic transmission fluids, multi-viscosity, or straight grade motor oils. One-quart bottle.



## AT6 Synthetic ATF NEW! JGP04806

This fully synthetic ATF is formulated for use where Dexron VI® and Mercon LV® are recommended. Also suitable for any manual transmission that specifies Dexron VI® or Mercon LV® ATF. One-quart bottles.



## Power Steering Fluid JGP01306

A fully synthetic formula power steering fluid. Provides improved thermal stability for less pressure drop. Offers high-temperature foam resistance for better cooling. One-quart bottles.



## Synthetic Gear Oil JGP00630

Reduces operating temperatures by up to 15 degrees compared to other brand gear oils. Viscosity typical of SAE75W-110. One-quart bottles.



## Limited Slip Gear Oil

Synthetic limited slip gear oil reduces drag, resists foaming and maintains viscosity under extreme heat and high loads. Exceeds the performance requirements of API GL-5. Recommended for limited slip differentials.



| 1 Qt. Bottle Part No. | Description |
|-----------------------|-------------|
| JGP04230              | 75W90       |
| JGP04430              | 75W140      |

## GL-4 Gear Oil NEW! JGP04530

Conventional 80w90 gear oil. Sold in one-quart bottles.



## GL-5 Synthetic Gear Oil NEW! JGP05530

Synthetic 75w90 gear oil. Sold in one-quart bottles.



## Brake And Parts Cleaner JGP50020

Driven Brake and Parts Cleaner cleans and dries quickly, leaving no residue. 18-oz. can.



## Injector Defender Gasoline Fuel Additive NEW! JGP70048

This all-in-one octane booster and fuel system conditioner from Driven Racing Oils keeps the fuel system and combustion chambers free from corrosive deposits and increases fuel octane. Restores power, eliminates engine detonation, and increases fuel economy. 10-oz. bottle treats up to 25 gallons. Sold each.



## Injector Defender Diesel Fuel Additive NEW! JGP70080

Featuring a detergent that prevents injector deposits from forming and also cleaning the fuel system from existing deposits, this additive also increases cetane and power. 10-oz. bottle treats up to 50 gallons. Sold each.



## Defender + Booster Fuel Additive JGP70056

The combination of octane booster and fuel system conditioner in one bottle makes this fuel additive from Driven Racing Oils an all-in-one product. By keeping the fuel system and combustion chambers free from corrosive deposits and increasing the fuel octane, power is restored along with the elimination of engine detonation, and fuel economy is increased. 10-oz. bottle treats up to 25 gallons. Sold each.



**NEW!**

## Cooling System Protector JGP50030

Impurities in well water can cause rust and corrosion inside the radiator, block, water pump, and cylinder heads, leading to a loss of cooling system efficiency. Driven Cooling System Protector stops the adverse effects of hard water better than the leading brand of coolant additives. 12-oz. bottle



## Extreme Pressure Grease

A premium extreme pressure grease with excellent load-carrying ability. Designed for high temperature and high loads. Provides exceptional mechanical stability in a NLGI #2 grease.

| 400gm Cartridge | 4oz Tube |
|-----------------|----------|
| JGP70030        | JGP00738 |



## Premium Enamel

High solids formulated acrylic enamels deliver maximum coverage with ultimate protection as well as gloss and color retention. 12-oz. spray cans.

| Part No.  | Color             |
|-----------|-------------------|
| SHEDA1600 | Black             |
| SHEDA1603 | Semi Gloss Black  |
| SHEDA1605 | Flat Black        |
| SHEDA1610 | Medium Grey       |
| SHEDA1612 | Machinery Grey    |
| SHEDA1620 | Royal Blue        |
| SHEDA1640 | Cherry Red        |
| SHEDA1663 | School Bus Yellow |
| SHEDA1670 | Gloss White       |
| SHEDA1672 | Flat White        |
| SHEDA1684 | Chrome Aluminum   |
| SHEDA1692 | Clear             |



SHEDA1640



SHEDAL1677

## Premium Lacquer

A fast drying, premium quality formula for quick coverage, weather resistance, and adhesion the first time. 12-oz. cans.

| Part No.   | Color            |
|------------|------------------|
| SHEDAL1607 | Flat Black       |
| SHEDAL1608 | Semi Gloss Black |
| SHEDAL1677 | Gloss Black      |
| SHEDAL1679 | Silver Metallic  |
| SHEDAL1695 | Clear            |



## Premium Sandable Filler Primer

Fast drying, sandable formula provides a smooth, rust-resistant base coat that improves adhesion and appearance of the top-coat. Features high-build and fast-filling characteristics. Easy to featheredge. Ideal for metal, wood, and fiberglass surfaces. 11-oz. can.

| Part No. | Color                   |
|----------|-------------------------|
| SHEFP101 | Grey Filler Primer      |
| SHEFP102 | Red Oxide Filler Primer |



SHEFP101

## Premium Sandable Primer Surfacer

All-purpose, fast-drying primer helps achieve top-coat uniformity. Great for smooth fill-in of surface cracks and imperfections. For use on preprimed or unprimed surfaces. 12-oz. can.

| Part No.   | Color                 |
|------------|-----------------------|
| SHEDAP1687 | Rust Resistant Primer |
| SHEDAP1689 | White Primer          |
| SHEDAP1692 | Gray Hot Rod Primer   |



## E Premium Self-Etching Primer SHEDAP1690

Etches and primes in one easy step. Can be used under all of today's automotive finishes. Perfect for spot repairs. Creates superior adhesion on most plastics, fiberglass, bare steel, aluminum, and stainless steel. 12-oz. can.

## Premium Primer Sealer SHEDAP1699

Gives maximum corrosion resistance and bonding of base colors. Provides a smooth uniform surface for final coating. Ideal for metal, wood, and fiberglass. 12-oz. can.



SHEDA1642



## Engine Enamel with Ceramic

A durable formula that resists intermittent temperatures up to 500 degrees. The durable ceramic resins give maximum heat dissipation and a high-gloss finish that resists oil and gas, and will not blister, flake, crack, or peel. 12-oz. cans.

| Part No.  | Color                   | Part No.  | Color                 |
|-----------|-------------------------|-----------|-----------------------|
| SHEDE1601 | Ford Blue               | SHEDE1634 | GM Low Gloss Black    |
| SHEDE1605 | Ford Red                | SHEDE1635 | Ford Semi Gloss Black |
| SHEDE1606 | Ford Dark Blue          | SHEDE1636 | Clear                 |
| SHEDE1607 | Chevy Orange-Red        | SHEDE1638 | Cummins Beige         |
| SHEDE1609 | Chevy Blue              | SHEDE1640 | Plum Purple           |
| SHEDE1611 | New Ford Grey           | SHEDE1641 | Grabber Green         |
| SHEDE1613 | Gloss Black             | SHEDE1642 | Daytona Yellow        |
| SHEDE1615 | Aluminum                | SHEDE1643 | Torque-N-Teal         |
| SHEDE1616 | Pontiac Blue Metallic   | SHEDE1644 | Hunter Green          |
| SHEDE1618 | Detroit Diesel Green    | SHEDE1650 | Cast Coat Aluminum    |
| SHEDE1620 | Chevy Orange            | SHEDE1651 | Cast Coat Red         |
| SHEDE1621 | Old Ford Blue           | SHEDE1652 | Chrysler Hemi Orange  |
| SHEDE1622 | Chrysler Orange         | SHEDE1653 | Red                   |
| SHEDE1631 | Chrysler Blue           |           |                       |
| SHEDE1632 | Chrysler Industrial Red |           |                       |

## Copper Plate Coating NEW! SHECK100

Two-part aerosol system delivers a deep copper appearance to polished or chromed surfaces on cars, trucks, etc. Includes a translucent copper base coat and a clear top coat, resulting in a durable, gloss finish that resists chipping, fading, and the elements.



## Carbon Fiber Automotive Paint Kit SHECFK100

Two-step system includes the ability to create a carbon fiber appearance on any plastic or metal surface. Graphite metallic base coat creates a deep base coat, while the Dimensional Effex template and black top coat finishes to deliver a brilliant carbon fiber finish.



## Wheel Coating

Customize or restore wheel surfaces quickly and effectively. Specialized coating offers a highly reflective finish to steel, aluminum, and plastic wheels and wheel covers. Resists cracking, flaking, and peeling, while protecting against heat, brake dust, and the elements. Sold in 11-oz. aerosol cans.

| Part No.  | Color    |
|-----------|----------|
| SHEHWP101 | Silver   |
| SHEHWP102 | Graphite |
| SHEHWP103 | Clear    |
| SHEHWP104 | Black    |
| SHEHWP105 | Bronze   |



## High-Performance Caliper Paint



Dress-up brake calipers and add color. Paint is resistant to heat, chipping, chemicals and brake dust. Choose from 12-oz. aerosol cans or 32-oz. brush-on kits, complete with cleaner, stir stick, brush, tape, and instructions.

| Color           | 12 Oz. Aerosol Part No.   | 32 Oz. Brush-On Kit Part No. |
|-----------------|---------------------------|------------------------------|
| Red             | <a href="#">SHEBCP100</a> | <a href="#">SHEBCP400</a>    |
| Black Satin     | <a href="#">SHEBCP102</a> | <a href="#">SHEBCP402</a>    |
| Silver          | <a href="#">SHEBCP103</a> | —                            |
| Blue            | <a href="#">SHEBCP104</a> | —                            |
| Caliper Cleaner | <a href="#">SHEBCP200</a> | —                            |

## Rust Fix SHERF129

Destroys rust on contact. Sprays on clear and turns to a black, protective metal coating to inhibit future rust from forming. 10.25-oz. can.



## Shadow Chrome- Blackout Coating SHESHD1000

Use this two-can system to create a black chrome effect on polished metal or chrome plated surfaces. First, a translucent black coating is sprayed, creating a dark shadow effect. Next, a clear coat is sprayed, adding gloss, depth, and protection from the elements. The Shadow coating is resistant to brake dust, road abrasion, chipping and fading. The kit includes two 11-oz. cans.



## Bed Armor DIY Truck Bed Liner

Bed Armor offers superior adhesion, impact resistance and gloss retention to pickup beds. Made with Kevlar, product is available in 16.5-oz. aerosol cans, 1-quart can or 1-gallon roller kits. 1-gallon roller kit includes tray, roller, roller cover, brush, and scuff pad.



| Part No.                   | Description                             |
|----------------------------|---|
| <a href="#">SHEBAK2010</a> | 1 Gallon Roller Kit                     |
| <a href="#">SHEBAQ2010</a> | 1 Quart Can Only                        |
| <a href="#">SHEBAA2020</a> | Dark Olive Camouflage, 16.5-oz. Aerosol |
| <a href="#">SHEBAA2030</a> | Sandstorm, 16.5-oz. Aerosol             |
| <a href="#">SHEBAA2040</a> | Midnight Brown, 16.5-oz. Aerosol        |

[SHEBAK2010](#)

## Truck Bed Coating



[SHEBAG100](#)



[SHETRQ254](#)

Designed for the do-it-yourselfer, Truck Bed Coating is designed to provide protection to truck beds, inner fenders, tailgates, step areas, etc. Truck Bed Coating may be applied using available roller kit, spray gun, or aerosol can.

| Part No.                   | Description                                |
|----------------------------|--|
| <a href="#">SHEBAG100*</a> | Spray Gun Kit, Includes Spray Gun And Hose |
| <a href="#">SHETRQ103*</a> | Truck Bed Coating Roller Kit               |
| <a href="#">SHETRQ254</a>  | Truck Bed Coating, 1 Quart Can             |
| <a href="#">SHETR250</a>   | Truck Bed Coating, 16.5-oz. Aerosol        |

\* Purchase coating separately.



## Chevrolet/GMC Truck And SUV

### Features (For All Three GM Categories):

Dynatech direct-fit replacement headers and pipes are made with stainless steel for long life. With 1-3/4" primary tubes feeding 2-1/2" collectors, these headers help boost power by helping the exhaust flow better. Intermediate tubes are 2-1/2" diameter. OBD-II compliant, and include all needed gaskets, hardware, and O2 sensor extensions. Headers sold in pairs.

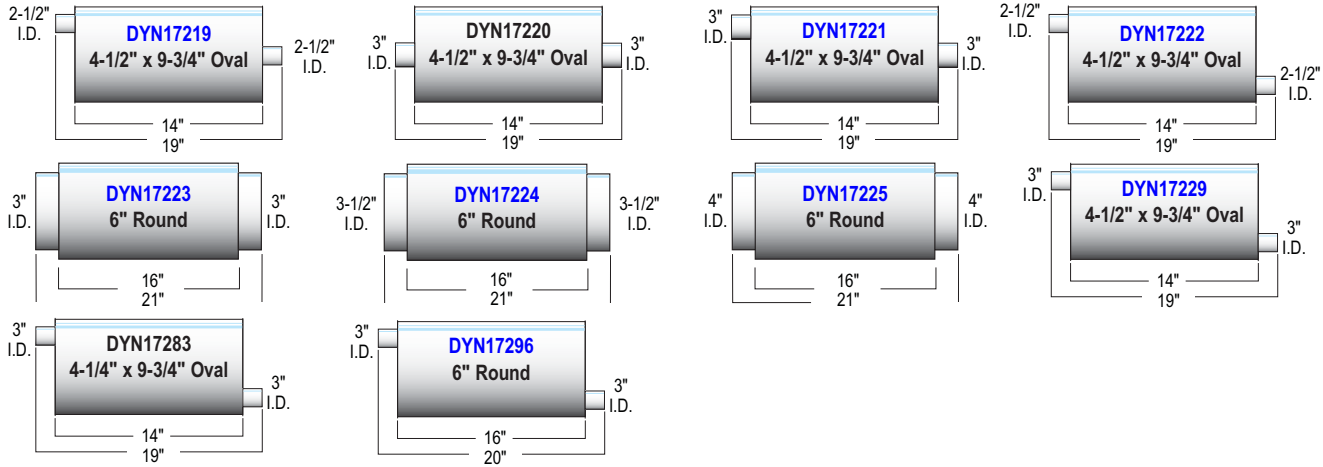
| Part No.   | Description                 |
|--|-----------------------------|
| <b>1999-06 1500 4.8L, 5.3L, 6.0L* - 2WD/4WD</b>      |                             |
| <a href="#">DTH715-84110</a>                         | Headers Only                |
| <b>2007-13 1500 4.8L, 5.3L, 6.3L, 6.2L - 2WD/4WD</b> |                             |
| <a href="#">DTH715-14110</a>                         | Headers Only                |
| <a href="#">DTH715-14430</a>                         | Intermediate Tubes w/o Cats |
| <b>1999-06 Hummer H2*</b>                            |                             |
| <a href="#">DTH715-84110</a>                         | Headers Only                |
| <b>2007-09 Hummer H2</b>                             |                             |
| <a href="#">DTH715-14110</a>                         | Headers Only                |
| <a href="#">DTH715-14430</a>                         | Intermediate Tubes w/o Cats |



\* System comes with Square (■) O2 ext. cables. Some trucks came equipped with trapezoidal type (▲) O2 ext. cables. Please specify if you need trapezoidal type (DTH88-635300F)

## Ultra Flo Stainless Steel Muffler

Take a proven straight-through design for maximum flow and power, add continuous roving fiberglass technology (CRF) for a deep, powerful tone, and house it all in a 100% stainless steel case for lifelong durability, and the result is the Ultra Flo SS Muffler. Polished to a mirror-like finish, the Ultra Flo looks great and can bring any stock pickup or SUV to life.



| Part No.  | Shell Diameter  | Overall Length | Shell Length | Inlet Diameter | Outlet Diameter | Offset Inlet-Outlet |
|-----------|-----------------|----------------|--------------|----------------|-----------------|---------------------|
| DYN17219* | 4-1/2" x 9-3/4" | 19"            | 14"          | 2-1/2"         | 2-1/2"          | Side - Center       |
| DYN17221* | 4-1/2" x 9-3/4" | 19"            | 14"          | 3"             | 3"              | Side - Center       |
| DYN17222* | 4-1/2" x 9-3/4" | 19"            | 14"          | 2-1/2"         | 2-1/2"          | Side - Side         |
| DYN17223* | 6" Round        | 21"            | 16"          | 3"             | 3"              | Center - Center     |
| DYN17224* | 6" Round        | 21"            | 16"          | 3-1/2"         | 3-1/2"          | Center - Center     |
| DYN17225* | 6" Round        | 21"            | 16"          | 4"             | 4"              | Center - Center     |
| DYN17229* | 4-1/2" x 9-3/4" | 19"            | 14"          | 3"             | 3"              | Side - Side         |
| DYN17296* | 6" Round        | 20"            | 16"          | 3"             | 3"              | Center - Center     |

\* All inlet and outlet diameters listed are inside diameter.

## Super Turbo Muffler

The Super Turbo's patented flow directors channel exhaust flow and reduce backpressure for maximum power and fuel economy. Fiberglass matting delivers a mellow, true performance sound and the case and components are 100% aluminized for long life.

| Part No.  | Shell Diameter  | Overall Length | Shell Length | Inlet Diameter | Outlet Diameter | Offset Inlet-Outlet |
|-----------|-----------------|----------------|--------------|----------------|-----------------|---------------------|
| DYN17676* | 4-1/4" x 9-3/4" | 15-1/2"        | 14"          | 2-1/2"         | 2-1/2"          | Side - Side         |
| DYN17730* | 4-1/4" x 9-3/4" | 18-1/2"        | 14"          | 2"             | 2"              | Side - Center       |
| DYN17731* | 4-1/4" x 9-3/4" | 18-1/2"        | 14"          | 2-1/4"         | 2-1/4"          | Side - Center       |
| DYN17732* | 4-1/4" x 9-3/4" | 18-1/2"        | 14"          | 2-1/4"         | 2-1/4"          | Side - Side         |
| DYN17733* | 4-1/4" x 9-3/4" | 18-1/2"        | 14"          | 2-1/2"         | 2-1/2"          | Side - Center       |
| DYN17734* | 4-1/4" x 9-3/4" | 18-1/2"        | 14"          | 2-1/2"         | 2-1/2"          | Side - Side         |
| DYN17739* | 4-1/4" x 9-3/4" | 24"            | 19"          | 2-1/2"         | 2-1/2" (2)      | Side - Dual         |
| DYN17744* | 4-1/4" x 9-3/4" | 20"            | 14"          | 3"             | 3"              | Side - Center       |
| DYN17747* | 4-1/4" x 9-3/4" | 25-1/2"        | 20"          | 2-1/4"         | 2-1/4"          | Side - Center       |
| DYN17748* | 4-1/4" x 9-3/4" | 25-1/2"        | 20"          | 2-1/2"         | 2-1/2"          | Side - Center       |
| DYN17749* | 4-1/4" x 9-3/4" | 25-1/2"        | 20"          | 2-1/2"         | 2-1/2"          | Side - Side         |
| DYN17769* | 5-1/2" x 11"    | 27"            | 20"          | 3"             | 3"              | Side - Center       |
| DYN17793* | 5-1/2" x 11"    | 23"            | 16"          | 3"             | 3"              | Side - Center       |

\* All inlet and outlet diameters listed are inside diameter.



DYN17734

## Stainless Steel Strap Bands

Neater than U-clamps, strap bands will not crush pipes, and provide an even 360 degree seal.

| Part No. | Description                       |
|----------|-----------------------------------|
| DYN35621 | 2-1/4" Stainless Steel Strap Band |
| DYN35979 | 2-1/2" Stainless Steel Strap Band |



## Weld-In O2 Bung DYN88103

For any application requiring an O2 sensor, 18mm x 1.5mm.





## Stainless Steel Exhaust Systems

Durable, long-lasting exhaust systems are constructed from mandrel-bent stainless steel tube for superior flow. Each kit includes stainless steel Ultra Flow muffler, stainless steel AccuSeal clamps and 304 polished stainless steel tips. Covered by a limited lifetime warranty and 90-day performance and sound guarantee.



DYN39377

| Year                       | Model  | Exit Location | Tip Shape | Part No. |
|----------------------------|--|---------------|-----------|----------|
| <b>Chevrolet/GMC</b>       |  |               |           |          |
| <b>Gas Applications</b>    |  |               |           |          |
| 1997-07                    | Silverado/Sierra (Classic) 2500 4.3L. 4.8L. 5.3L. Ext. Cab. Short Bed (143.5") under 8600 GVW, Single - 3" System, 3" Tip        | Right Side    | Slant Cut | DYN39311 |
| 2007-08                    | Silverado/Sierra 1500 With 4.8L. 5.3L Crew Cab. Short Bed. Ext. Cab. Standard Bed (143.5"), Dual - 3"/2.5" System, Dual 3" Tips. | Split Rear    | Slant Cut | DYN39468 |
| 2009-10                    | Silverado/Sierra 1500 4.8L. 5.3L Crew Cab, Short Bed. Extended Cab Standard Bed - 143.5" Wheelbase, Single - 3" System, 4" Tip   | Right Side    | Slant Cut | DYN39495 |
| <b>Dodge</b>               |  |               |           |          |
| <b>Diesel Applications</b> |  |               |           |          |
| 1994-02                    | Ram 2500HD, 3500 With 5.9L Cummins Turbo Diesel Without Converter, Single 4" Turbo Back System, 5" Tip                           | Right Side    | Slant Cut | DYN39377 |
| <b>Ford</b>                |  |               |           |          |
| <b>Gas Applications</b>    |  |               |           |          |
| 2005-08                    | F150 With 4.2L, 4.6L, 5.4L, 2WD And 4 WD, Dual 2.5" System, Dual 3" Tips   | Split Rear    | Slant Cut | DYN39450 |
| 2011-15                    | F150, 8 Cylinder, 3.5L, 5.0L, 3" Mandrel Bent Stainless Steel Tubing   | Right Side    | Slant Cut | DYN39508 |
| 1998-12                    | Ranger 2.3/2.5/3.0/4.0L Extended Cab/Short Bed Catback 2-1/2"  | Right Side    | Slant Cut | DYN39315 |
| <b>Jeep</b>                |  |               |           |          |
| <b>Gas Applications</b>    |  |               |           |          |
| 2007-11                    | Wrangler, 4DR, 3.6L. Single - 2.5" Cat-Back System, 3" Polished Stainless Steel Tip, Ultra Flo Welded Muffler                    | Rear Exit     | Slant Cut | DYN39459 |
| 2007-18                    | Wrangler JK 3.6L/3.8L 4 inch Polished Stainless Steel Dual 2.5" Axle Back System Super Turbo™ Mufflers                           | Rear Exit     | Slant Cut | DYN39528 |
| 2018-19                    | JL Wrangler 3.6L V6 2.5" Dual 2.5" Axle Back System Super Turbo™ Mufflers Tubing 6" OAL SS Tips                                  | Rear Exit     | Slant Cut | DYN39536 |

## Slant Cut Stainless Steel Tips

Made of 304 mirror polished stainless steel with an embossed DynoMax logo. Easy-to-install, clamp-on design, with a stainless steel band clamp included. Sold individually.

| Part No. | Type        | Inlet ID | Outlet OD | Length |
|----------|-------------|----------|-----------|--------|
| DYN36505 | Double Wall | 3.0"     | 4.0"      | 6.0"   |
| DYN36506 | Single Wall | 3.0"     | 4.0"      | 9.0"   |
| DYN36486 | Single Wall | 2.5"     | 3.0"      | 12.0"  |
| DYN36488 | Single Wall | 2.5"     | 4.0"      | 12.0"  |
| DYN36473 | Double Wall | 2.5"     | 4.0"      | 12.0"  |
| DYN36474 | Single Wall | 3.0"     | 4.0"      | 12.0"  |



## Aluminized Mufflers

They are 100% aluminized and fully welded for long-lasting performance. The two chamber design produces a deep muscle-car tone. All mufflers have a 9.5" x 4.0" x 13.0" body and are 19" long overall.



| Part No. | Description              |
|----------|--------------------------|
| DYN17655 | Offset-Center, 2.25"     |
| DYN17656 | Offset-Center, 2.50"     |
| DYN17657 | Offset-Center, 3.00"     |
| DYN17658 | Offset-Offset, 2.25"     |
| DYN17659 | Offset-Offset, 2.50"     |
| DYN17660 | Offset-Offset, 3.00"     |
| DYN17661 | 3.00" Center-Dual, 2.50" |

## Hush Thrush Mufflers™

The improved tri-flow design of the Hush Thrush™ Super Turbo™ enhances flow and performance. Available in today's most popular sizes, all mufflers are reversible for maximum installation flexibility.



| Part No. | Inlet/Outlet | Shell Diameter  | Overall Length | Shell Length | Inlet I.D. | Outlet I.D. |
|----------|--------------|-----------------|----------------|--------------|------------|-------------|
| DYN17631 | Side-Center  | 4-1/4" x 9-3/4" | 18-1/2"        | 14"          | 2-1/4"     | 2-1/4"      |
| DYN17633 | Side-Center  | 4-1/4" x 9-3/4" | 18-1/2"        | 14"          | 2-1/2"     | 2-1/2"      |
| DYN17635 | Side-Center  | 4-1/4" x 9-3/4" | 20"            | 14"          | 3"         | 3"          |

### Turbo Mufflers

The Thrush patented "reverse flow" design offers top performance at a reasonable price. The time proven spun-locked head provides a leakproof seal. All Thrush Turbos are reversible and are packed with expandable bushings for maximum installation flexibility. Side inlet/center outlet.



| Part No. | Shell Diameter  | Overall Length | Shell Length | Inlet I.D. | Outlet I.D. |
|----------|-----------------|----------------|--------------|------------|-------------|
| DYN17711 | 4-1/4" x 9-3/4" | 18-1/2"        | 14"          | 2"         | 2"          |
| DYN17713 | 4-1/4" x 9-3/4" | 18-1/2"        | 14"          | 2-1/4"     | 2-1/4"      |
| DYN17715 | 4-1/4" x 9-3/4" | 18-1/2"        | 14"          | 2-1/2"     | 2-1/2"      |
| DYN17718 | 4-1/4" x 9-3/4" | 25"            | 20"          | 2-1/2"     | 2-1/2"      |

### Glasspack Mufflers



Thrush Glasspacks are packed with CRF (Continuous Roving Fiberglass) for powerful tone and long life. All glasspacks have a straight-through design for maximum power and flow.

| Part No. | Overall Length | Shell Length | Inlet I.D. | Outlet I.D. | Tube Dia. | Body Dia. |
|----------|----------------|--------------|------------|-------------|-----------|-----------|
| DYN24200 | 25"            | 20"          | 2"         | 2"          | 2"        | 3-1/2"    |
| DYN24201 | 25"            | 20"          | 2-1/4"     | 2-1/4"      | 2"        | 3-1/2"    |
| DYN24214 | 28"            | 23"          | 2-1/2"     | 2-1/2"      | 2-1/2"    | 4"        |

### Rattler Mufflers **NEW!**



Single chamber, 100% welded, aluminized steel construction. Aggressive sound with high-temp black finish.

| Part No. | Overall Length | Inlet/Outlet  |
|----------|----------------|---------------|
| DYN24253 | 18"            | 2.25" / 2.25" |
| DYN24254 | 18"            | 2.50" / 2.50" |
| DYN24255 | 18"            | 3.00" / 3.00" |
| DYN24256 | 18"            | 4.00" / 4.00" |



### E-Force Supercharger Kits



EDE1583

Deliver a serious horsepower and torque boost in a complete kit. Featuring a unique design with minimal components, making it possible to fit an E-Force Supercharger under the stock hood. The core of each system is the Eaton Gen VI 2300 or 1320 TVS® Supercharger rotating assembly with a four lobe design, 160° of twist for maximum flow, minimum temperature rise and quiet operation for excellent drivability. We also designed our superchargers with an integrated bypass valve to help eliminate parasitic loss under light throttle, improving mileage potential. Our unique and efficient inlet configuration results in a shorter, less restrictive intake path for improved air flow, without the need for a jackshaft. Keeping the air cool is a high-capacity air-to-water intercooler and low-temp heat exchanger.

| Application              | Engine | Part No. |
|--------------------------|--------|----------|
| <b>Ford</b>              |        |          |
| 2009-10 F-150 2WD        | 5.4L   | EDE1583  |
| <b>Jeep</b>              |        |          |
| 2015-18 Jeep Wrangler JK | 3.6L   | EDE1528* |
| 2012-14 Jeep Wrangler    | 3.6L   | EDE1527  |

\* No handheld programmer included

### GM LS Coil Covers



Sand-cast aluminum coil covers dress up any LS. They eliminate stock coil mounting brackets and fit the coils directly to the underside of the covers. These are intended for LS engines swapped into custom trucks and SUVs and will not fit stock vehicles. Covers accept GM#12558948 coils or aftermarket equivalent.

| Part No. | Description |
|----------|-------------|
| EDE41181 | Polished    |
| EDE41183 | Black       |

### GM Gen III & IV LS Coil Pack EDE22745

The Max-Fire LS Coil Pack is designed for use with 1997-13 GM Gen III & IV LS engines. It features a high-output design that delivers up to 11% more voltage and 19% more energy than a stock coil. It's ideal for use with supercharged, turbo, nitrous or E85 fueled engines.



## Posi

Carbon friction discs, located behind each side gear, are pre-loaded with a central spring assembly, increasing the clamp load on the carbon discs as input torque increases. This balanced design ensures that the bias torque of the differential is proportionate to input torque for smoother engagement. Features race-bred carbon friction technology, precision-forged gears, high-strength case, and superior rebuildable design.

| Year/Description  | Axle Shaft Dia.<br>No. Of Spline | Ring And<br>Pinion Ratio | Part No.      |
|---|----------------------------------|--------------------------|---------------|
| <b>Chevrolet/GMC</b>  |                                  |                          |               |
| <b>Blazer/Jimmy, Suburban, Tahoe, Yukon - Front 1/2 Ton</b> |                                  |                          |               |
| 1977-88 GM 10 Bolt, 8.5" Dia. R.G.                          | 1.20", 28                        | 2.73-5.13                | DET19557-010* |
| <b>Blazer/Jimmy, Suburban, Tahoe, Yukon - Rear 1/2 Ton</b>  |                                  |                          |               |
| 1989-07 GM 10 Bolt, 8.5"/8.6" Dia. R.G., C-Clip             | 1.32", 30                        | 2.73" & Up               | DET19559-010* |
| <b>Pickup/Suburban/2500 - Front</b>                         |                                  |                          |               |
| 1977-91 GM 10 Bolt, 8.5" Dia., R.G. C-Clip                  | 1.20", 28                        | 2.73-Up                  | DET19557-010* |
| <b>Pickup/Suburban/2500 - Rear</b>                          |                                  |                          |               |
| 1989-07 GM 10 Bolt, 8.5"/8.6" Dia. R.G., C-Clip             | 1.32", 30                        | 2.73" & 5.13             | DET19559-010* |
| <b>Ford</b>   |                                  |                          |               |
| <b>F150, Bronco, Pickup, Expedition - Rear</b>              |                                  |                          |               |
| 1987-03 Ford 8.8" Dia. R.G. C-Clip                          | 1.32", 31                        | All                      | DET19588-010  |



\* All GM 8.5"/8.6" Eaton differentials require special bearings. For axles with small bearing bores (race O.D. of 2.89"), usually found on vehicles prior to 1999, bearing LM102949 and race LM102911 are required. For axles with large bearing bores (race O.D. of 3.06"), usually found on vehicles from 1999 to present, bearing LM603049 and race LM603012 are required.



## Pro-Truck System

Front and rear Pro-Truck lowering kits in one package, the perfect choice for the ultimate performance in a lowered truck or SUV. Front springs enhance handling, lower the center of gravity, and improve looks. Rear kits contain everything to lower ride height and achieve perfect visual and dynamic balance. The front and rear elements are carefully balanced to work together, assuring a crisp, modern look, responsive handling and a smooth, compliant ride.

| Part No.            | Description  | Front | Rear |
|---------------------|--|-------|------|
| <b>Chevrolet</b>    |  |       |      |
| EIB3887520          | 2007-14 Tahoe 2WD/4WD Exc. Hybrid w/Autoride         | —     | 3.0  |
| EIB38110530         | 2007-13 Silverado, Extended Cab                      | 1.7   | 2.4  |
| EIB38110530         | 2007-13 Silverado, Regular Cab                       | 1.7   | 2.4  |
| EIB38110530         | 2007-13 Silverado 1500, Crew Cab, V8 (Except Hybrid) | 1.7   | 2.4  |
| EIB3826540          | 2002-08 Trailblazer, 2WD/4WD (Includes EXT)          | 1.5   | 2.3  |
| <b>GMC</b>          |  |       |      |
| EIB3887520          | 2000-06 GMC Yukon 2WD/4WD                            | Adj.  | 3.0  |
| EIB3887520          | 2007-14 GMC Yukon 2WD/4WD Exc. Hybrid w/Autoride     | —     | 3.0  |
| EIB38110530         | 2007-13 Sierra, 1500 Regular Cab, V8                 | 1.7   | 2.4  |
| EIB38110530         | 2007-13 Sierra, 1500 Extended Cab, V8                | 1.7   | 2.4  |
| EIB38110530         | 2007-13 Sierra, 1500 Crew Cab, V8 (Except Hybrid)    | 1.7   | 2.4  |
| <b>Jeep</b>         |  |       |      |
| EIBE10-51-022-01-22 | 2018 Jeep Grand Cherokee Trackhawk,                  | 1.1"  | 2.1  |
| EIBE10-51-019-01-22 | 2014-18 Jeep Grand Cherokee SRT WK2,                 | 0.7"  | 1.3  |



## 2018-19 Jeep Wrangler JL Pro-Lift Kit Springs

These kits are designed to lift the Jeep Wrangler Sport or Rubicon to allow the use of larger wheels and tires, resulting in increased ground clearance. Precision engineered by Eibach for better off-road use while still providing superior on-road handling and stability. Sold in pairs.

| Part No.            | Application  |
|---------------------|--|
| EIBE30-51-023-01-02 | Rear Only Spring Kit, Raises Wrangler Sport 1.0"/Rubicon 0.6"  |
| EIBE30-51-023-01-20 | Front Only Spring Kit, Raises Wrangler Sport 2.0"/Rubicon 1.0" |





## Pulsar Tuning Module **NEW!** EDG32451

PULSAR

The Pulsar is an in-line tuning computer that connects directly to the PCML. By using a direct connection with no additional wiring harnesses, Pulsar has the ability to control the vehicle to optimize performance gains, throttle response, MSD controls, mileage, and more. The Pulse also offers 8 performance levels that can be switched on-the-fly by using the vehicle cruise control "+" and "-" buttons on the steering wheel. The active power level (1-8) is displayed where the gear indicator shows on the dash. Pulsar installs in minutes.



| Part No.                 | Description           |
|--------------------------|-----------------------|
| <a href="#">EDG32543</a> | 2019 Ram 1500 5.7L    |
| <a href="#">EDG32542</a> | 2015-18 Ram 2500 6.4L |
| <a href="#">EDG32541</a> | 2015-18 Ram 1500 5.7L |

## Evolution CS2/CTS2 Programmer/Monitor

Designed for both gas and diesel applications, these programmers and monitors install easily via the OBD II port and offer up to 180 HP increase on diesel vehicles and 50 HP increase to gas applications. With factory-loaded performance tunes for mileage, towing, and performance, this unit does it all. The 2.4" color CS2 display screen with six-button control layout monitors vital engine data, while the CTS2 has a 5" touch screen. Additional features of the Evolution CS2/CTS2 include: adjust shift points, change shift firmness, adjust fuel pressure, adjust speed and RPM limiters, correct speedometer for larger tires, and act as a scan tool to read and/or delete trouble codes.



### CS2 Series Programmers

| Part No.                 | Application            |
|--------------------------|------------------------|
| <b>Chevy/GMC</b>         |                        |
| <a href="#">EDG85300</a> | 2001-16 GM Diesel 6.6L |
| <a href="#">EDG85350</a> | 1999-16 GM Gas         |
| <a href="#">EDG25350</a> | 2017-19 GM Gas         |
| <b>Dodge</b>             |                        |
| <a href="#">EDG85300</a> | 2003-12 Dodge Diesel   |
| <a href="#">EDG85350</a> | 1999-14 Dodge Gas      |
| <b>Ford</b>              |                        |
| <a href="#">EDG85300</a> | 1994-19 Ford Diesel    |
| <a href="#">EDG85350</a> | 1999-18 Ford Gas       |



### CTS2 Series Programmers

| Part No.                 | Application              |
|--------------------------|--------------------------|
| <b>Chevy/GMC</b>         |                          |
| <a href="#">EDG85400</a> | 2001-16 Chevy/GMC Diesel |
| <a href="#">EDG85450</a> | 1999-18 Chevy/GMC Gas    |
| <a href="#">EDG25450</a> | 2017-19 GM Gas           |
| <b>Dodge</b>             |                          |
| <a href="#">EDG85400</a> | 2003-12 Dodge Diesel     |
| <a href="#">EDG85450</a> | 1998-14 Dodge Gas        |
| <b>Ford</b>              |                          |
| <a href="#">EDG85400</a> | 1994-19 Ford Diesel      |
| <a href="#">EDG85450</a> | 1997-18 Ford Gas         |

### CTS2 Series Dash Pods/Pillar Pods

| Part No.                 | Application                           |
|--------------------------|---------------------------------------|
| <b>Chevy/GMC</b>         |                                       |
| <a href="#">EDG28500</a> | 2001-07 Chevy/GMC (Dash Pod)          |
| <b>Dodge</b>             |                                       |
| <a href="#">EDG38405</a> | 2010-14 Dodge Ram Diesel (Pillar Pod) |
| <b>Ford</b>              |                                       |
| <a href="#">EDG18500</a> | 1999-04 Ford 6.0L/7.3L (Dash Pod)     |



### Programmer/Gauge Display

Available for both gas and diesel pickups, the Evolution comes with four power levels and installs in minutes. Simply plug into the OBDII (diagnostic) port under the dash and select a program level to re-program your truck's computer. Not only does it re-tune your vehicle, it features real-time, in-cab monitoring of vital engine data.



#### Legacy Evolution

| Part No.                 | Description                                  |
|--------------------------|--|
| <a href="#">EDG15001</a> | 1994-03 Ford Powerstroke Evolution II (7.3L) |
| <a href="#">EDG15003</a> | 2005-07 Ford 6.0L Powerstroke Evolution      |
| <a href="#">EDG15051</a> | 2004-08 F-150 EVO Programmer                 |

### Expandable Accessory System (EAS) and Accessories

Loading the Expandable Accessory System (EAS) allows any CS/CTS device to be customized to add up to 16 additional pressure or temperature sensors, add multiple EGT probes, add a turbo timer (to a diesel engine) and/or add any other sensor of interest using the universal 5V sensor input. Other accessories include a 12-volt power switch and state-of-the-art back-up camera (for any CTS device).



#### EAS (Expandable Accessory System) CS/CTS

| Part No.                 | Year           | Description  |
|--------------------------|----------------|--|
| <a href="#">EDG98602</a> | Multiple Makes | EAS Starter Kit Cable                                  |
| <a href="#">EDG98620</a> | Multiple Makes | EAS Starter Kit W/ EGT Cable for CS & CTS (Expandable) |
| <a href="#">EDG98605</a> | Multiple Makes | EAS Universal Sensor Input (5Volt)                     |
| <a href="#">EDG98607</a> | Multiple Makes | EAS Pressure Sensor (0-100 PSIG 1/8"NPT)               |
| <a href="#">EDG98608</a> | Multiple Makes | EAS Temperature Sensor (-40°F to 300°F 1/8"NPT)        |
| <a href="#">EDG98202</a> | Multiple Makes | Back-Up Camera For CTS                                 |

### EvoHT2 Handheld Tuner

With a redesigned 2.8" high-resolution screen, increased memory, and a faster processor, this premium hand-held tuner does it all. Designed for both gas and diesel applications, tunes are available for economy, towing and performance. In addition, changes can be made to transmission shift firmness and shift points, adjust speedometer for tire size changes, modify RPM or speed limiter and even read and clear diagnostic trouble codes.



Quick and easy installation via the OBD II port adds up to 150 HP and 318 ft.-lbs. of torque on diesel vehicles with up to 50 HP and 55 ft.-lbs. of torque on gas vehicles, depending on application.

| Part No.                   | Application                  |
|----------------------------|------------------------------|
| <b>Chevy/GM/Ford/Dodge</b> |                              |
| <a href="#">EDG26040</a>   | 2010-16 Gas/Diesel           |
| <a href="#">EDG26041</a>   | 2017-19 Gas Trucks/SUV       |
| <b>Dodge</b>               |                              |
| <a href="#">EDG36040</a>   | 2006-14 Dodge Ram Gas/Diesel |
| <b>Ford</b>                |                              |
| <a href="#">EDG16040</a>   | 2007-19 Ford Gas/Diesel      |



# INSIGHT

## Insight CS2/CTS2



The Insight CS2 and CTS2 is Edge's standalone multi-gauge display. With one simple connection to the OBDII port, the Insight taps into a wealth of information about the vehicle - anything from performance testing to fuel efficiency. It functions as a scan tool by displaying and clearing diagnostic trouble codes with full text description. With built-in safety features, an additional sensor port and its scan-tool capabilities, the Insight is the most comprehensive automotive electronic tool on the market.

| Part No.                 | Year           | Description          |
|--------------------------|----------------|----------------------|
| <a href="#">EDG84030</a> | Multiple Makes | Insight CS2 Monitor  |
| <a href="#">EDG84130</a> | Multiple Makes | Insight CTS2 Monitor |

# INSIGHT PRO

## Insight PRO



The Insight Pro takes the Insight CS2/CTS2 to a new level of custom tuning. Features include the ability to read stock files, download directly from cloud based dealer and consumer portals, store up to four custom tunes, support both gas and diesel applications and read/clear diagnostic trouble codes. The Insight Pro currently supports HP Tuners Tuning Software, HP VCM Suite 3.0 and MPVI Interface. Credits purchased from HP Tuners (minimum 2 credits per tuned vehicle).

| Part No.                 | Year           | Description             |
|--------------------------|----------------|-------------------------|
| <a href="#">EDG86000</a> | Multiple Makes | Insight Pro CS Monitor  |
| <a href="#">EDG86100</a> | Multiple Makes | Insight Pro CTS Monitor |

# ENEOS

THE PERFORMANCE MOTOR OIL

## NEW VENDOR

### Fully Synthetic Motor Oil

Manufactured from 100% synthetic base oil, providing superior thermal and oxidation breakdown resistance. These oils flow better at cold temperatures, reducing wear on critical engine parts at start up. Formulated with a blend of additives that help improve fuel mileage by keeping the engine clean, protecting vital engine parts from wear and reducing internal friction. ENEOS Fully Synthetic Motor Oils exceed the latest API Service SN, ILSAC GF-5 classifications.



| Part No.                    | Description          |
|-----------------------------|----------------------|
| <b>Dexos 1, 0W-20</b>       |                      |
| <a href="#">ENO3701-300</a> | One Quart            |
| <a href="#">ENO3701-301</a> | Case 12 x One Quart  |
| <a href="#">ENO3701-320</a> | Five Quart           |
| <a href="#">ENO3701-323</a> | Case 4 x Five Quarts |
| <a href="#">ENO3701-400</a> | Six Gallons          |
| <b>Dexos 1, 5W-30</b>       |                      |
| <a href="#">ENO3703-300</a> | One Quart            |
| <a href="#">ENO3703-301</a> | Case 12 x One Quart  |
| <a href="#">ENO3703-320</a> | Five Quart           |
| <a href="#">ENO3703-323</a> | Case 4 x Five Quarts |
| <a href="#">ENO3703-400</a> | Six Gallons          |
| <b>5W-30</b>                |                      |
| <a href="#">ENO3241-300</a> | One Quart            |
| <a href="#">ENO3241-301</a> | Case 12 x One Quart  |
| <a href="#">ENO3241-320</a> | Five Quart           |
| <a href="#">ENO3241-323</a> | Case 4 x Five Quarts |
| <a href="#">ENO3241-400</a> | Six Gallons          |
| <b>5W-40</b>                |                      |
| <a href="#">ENO3704-300</a> | One Quart            |
| <a href="#">ENO3704-301</a> | Case 12 x One Quart  |
| <a href="#">ENO3704-320</a> | Five Quart           |
| <a href="#">ENO3704-323</a> | Case 4 x Five Quarts |

### ECO ATF

ECO ATF is a fuel-efficient, low-viscosity transmission fluid that meets the requirements of many American-made vehicles. Manufactured with premium base stocks, low-molecular weight boosters, and selected additives which provide high resistance to mechanical wear, outstanding friction characteristics, and anti-shudder protection. Compatible with transmissions requiring Toyota T-IV and WS, Honda Z1 and DW1, Nissan Matic J and S, Mitsubishi/Hyundai/Kia SP-III, GM Dexron III, and Ford Mercon. Not compatible with CVT's and Ford Type F requirements.



| Part No.                    | Description         |
|-----------------------------|---------------------|
| <a href="#">ENO3103-300</a> | One Quart           |
| <a href="#">ENO3103-301</a> | Case 12 x One Quart |
| <a href="#">ENO3103-400</a> | Six Gallon          |

### Gear Oil • GL-5 75W-90

Formulated for use in manual transmissions and non-limited differentials including heavy-duty manual transmissions, axles, and final drives which require API GL-5 and 75W-90 viscosity.

| Part No.                    | Description                 |
|-----------------------------|-----------------------------|
| <a href="#">ENO3092-300</a> | GL-5, 75W90 One Quart       |
| <a href="#">ENO3092-302</a> | 75W90, Case Six x One Quart |



## Antifriction Engine Treatment

Tested and proven for over 20 years, ER® treats and conditions the metal of your vehicle, not the lubricant. When added to your vehicle's lubricating fluids, ER® forms smooth broad surfaces that dramatically reduce friction and wear between moving metal parts. Ideal for gas and diesel engines, compressors, power tools, heavy equipment, etc.

| Part No. | Description |
|----------|-------------|
| ERPP001  | 5 fl. oz.   |
| ERPP007  | 8 fl. oz.   |
| ERPP002  | 16 fl. oz.  |
| ERPP003  | 128 fl. oz. |



## G-100 Lithium Grease

G-100 High Speed Lithium Grease is a lithium complex grease that provides protection and reduces friction to wheel bearings, slides and other high RPM lubrication applications.

| Part No. | Description       |
|----------|-------------------|
| ERPP008  | 14.5 fl. oz. Tube |
| ERPP008T | 16 fl. oz. Tube   |



## G-200 Synthetic Grease

ER® G-200 Synthetic Grease is a high-temperature, low-speed (under 1200 RPM) grease. Great for severe applications such as disc brake wheel bearings, Spicer and Rockwell U-joints, backhoe hinge pins, fan hubs and fifth wheels. Also available in bulk sizes.

| Part No. | Description   |
|----------|---------------|
| ERPP006  | 14.5-oz. Tube |
| ERPP006T | 16-oz. Tube   |



## Fuel Injector Cleaner

### ERPP031

ER® Fuel Injector Cleaner removes and prevents fuel system deposit buildup, keeps fuel injectors and carburetors clean, and restores lost fuel efficiency. 16 fl. oz.



## Penetrating Lube

### ERPP010

Penetrating Lube incorporates the metal conditioning technology of ER® in a convenient spray form. It works well in high-heat applications where ordinary lubricants typically evaporate or burn away. Guards against rust on exposed surfaces, frees bolts and fittings frozen by rust or corrosion, and is an excellent antioxidant. 12 fl. oz.



## Complete Fuel System Cleaner

### ERPP032

ER® Complete Fuel System Cleaner is a highly concentrated deposit control system developed for today's high-performance gasoline engines. It cleans harmful deposits, reduces emissions and restores power and performance. 16 fl. oz.



## MuddOFF

MuddOFF™ is a ready-to-use, breakthrough product in non-stick technology. Creates a shield that keeps mud and other heavy debris from sticking. 22 fl. oz.



## Octane Booster

### ERPP033S

ER® Octane Booster is a highly concentrated MMT lead substitute formulated to increase the RON octane rating of gasoline. It helps eliminate engine damaging detonation, spark knock, pre-ignition, and pinging from low octane gasoline. 16 fl. oz.



## MuddOFF Super Concentrate

MudOff™ Super Concentrate is a water-soluble, non-stick product that is safe to use on plastics, paint, sticker, and metal. Prevents mud, dirt, and debris from sticking. One bottle of concentrate yields 3 gallons (1 fl. oz. to 12 equal parts water). 32 fl. oz.



## Citrus Engine Degreaser Plus

### ERPP019

ER® Citrus Engine Degreaser Plus is a versatile cleaner/degreaser that can be used as a tough engine degreaser or a gentle all-purpose cleaner. The citrus-based formula is safe to use on auto parts, tools, machinery, and concrete, as well as stainless steel and plastic. The product is free of petroleum distillates and is environmentally friendly. This product rinses away completely with water, leaving no residue. 18 fl. oz.



## Motor Flush

### ERPP023

ER® Motor Flush thoroughly cleans and conditions the engine's internal components to dissolve and eliminate sludge, gum, and varnish buildup. Cleaner valves, rings, and oil passages improve horsepower and fuel economy. 15 fl. oz.

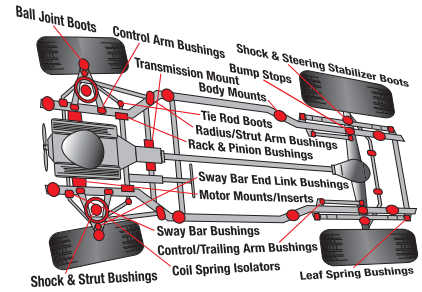


## Hyper-Flex™ Performance Polyurethane

### Three great reasons for using Hyper-Flex Components: Performance Durability Performance

Called "Hyperperformance", Energy Suspension's Hyper-Flex high-performance polyurethane compound can help improve handling and responsiveness for any vehicle. Hyper-Flex has been proven on the track, the street, and off road under the most demanding conditions. Unlike OEM rubber that deteriorates and causes mushy handling and poor steering response, Hyper-Flex components do not rot or deteriorate from exposure to oils, undercar, chemicals, smog, or ozone. Hyper-Flex components are available in black or red to create a stock or custom look.

Call for vehicle-specific ordering information.



## Hyper-Flex™ Performance Polyurethane



### Control Arm Bushings-

Maintain better alignment while cornering, stopping, and hard launching. A must for lowered or raised vehicles where weight transfer causes distortion. Correct durometer firmness means that caster and camber are maintained during hard driving.



### Leaf Spring Bushings-

Be in control through turns, during standing start acceleration, braking, and driving over bumps and berms. Leaf springs function more effectively and the bushings add a higher degree of performance and durability. Feel the difference in positive handling and control!



### Body and Cab Mounts-

Restore ride height and gain durability! Stronger than original rubber mounts that are so soft they crack, distort, crush, and often fall off. Energy's specially formulated polyurethane body mounts are soft enough for a smooth ride, yet rugged enough for demanding off-roading.



### Motor and Transmission Mounts-

Hyper-Flex motor and transmission mounts combine the best of both worlds. They are smooth running and strong enough for the most rugged off-road conditions. Hyper-Flex mounts are torque-resistant and comparable in strength to metal mounts. Hyper-Flex transmission mounts are an industry-leading solution for off-road, street, and race vehicles. Several mounts utilize Energy Suspension's patented safety interlock. Hyper-Flex mounts are impervious to under-vehicle fluids that can damage rubber components.



### Bump Stops And Strut Stops-

For control arms, traction bars, axles and leaf springs. Hyper-Flex stops last longer and operate more efficiently than stock rubber stops.

## HYPER-FLEX SYSTEM™

Get the combined benefits of all Hyper-Flex sets in one convenient box. With a complete set of Energy's performance polyurethane bushings, there will be an incredible improvement in control, no matter what demand is placed on the vehicle. Take control with Hyper-Flex performance polyurethane!

Hyper-Flex polyurethane bushings provide a measurable improvement in handling and performance over the soft OEM rubber bushings. Whether you are simply replacing stock bushings with no other modifications, or you are making substantial suspension or engine performance upgrades, Hyper-Flex bushings provide consistently superior performance and durability compared to rubber OEM components. Call for vehicle-specific kits.



### E Light 500

This rechargeable water-resistant truck bed utility light offers 50,000 hours of LED life and up to 24 hours of battery life. Sold individually

| Part No. | Description       |
|----------|-------------------|
| EXT415   | LED Utility Light |



### Tonno Tonic

Specifically formulated for use on vinyl truck bed covers, Tonno Tonic is engineered to clean, beautify, and protect, while providing protection from harmful UV rays. Product is safe for use on vinyl, rubber, fiberglass, plastic, and leather. Sold in an easy-to-use 16 oz. spray bottle.



| Part No.  | Description                          |
|-----------|--------------------------------------|
| EXT1181   | Tonno Tonic, 16 Oz. Spray Bottle     |
| EXT1181-6 | Tonno Tonic, 6-Pack With Display Box |

### Trifecta 2.0



**TRIFECTA**

Extang's precision-engineered tri-fold style tonneau cover installs quickly and easily, with no tools required. 45° steel corner brackets, commercial grade rails, and I-beam style bows provide unparalleled strength. Unbreakable glass-filled nylon safety clamps lock the back panel securely in place, while convenient heavy-duty clips secure it in place at the cab when open.

| Part No. | Description  |
|----------|--|
| EXT92350 | 2015-19 Colorado/Canyon, 5' Bed                      |
| EXT92456 | 2019 Silverado/Sierra 1500 5'8" Bed                  |
| EXT92457 | 2019 Silverado/Sierra 1500 6'6" Bed                  |
| EXT92445 | 2014-18 GM 1500 Truck, 5'8" Bed                      |
| EXT92450 | 2014-18 GM 1500 Truck, 6'6" Ft. Bed                  |
| EXT92650 | 2007-13 GM Truck, 6'6" w/o Track System              |
| EXT92475 | 2015-19 Ford F150, 5'6" Bed                          |
| EXT92480 | 2015-19 Ford F150, 6'6" Bed                          |
| EXT92405 | 2009-14 Ford F150, 5'6" Bed                          |
| EXT92410 | 2009-14 Ford F150, 6'6" Bed                          |
| EXT92720 | 1999-16 Ford F250, 6'6" Bed                          |
| EXT92486 | 2017-19 Ford F250, 6'7" Bed                          |
| EXT92636 | 2019 Ford Ranger, 5' Bed                             |
| EXT92638 | 2019 Ford Ranger, 6' Bed                             |
| EXT92425 | 2009-18 Dodge Ram, 5'7" Bed                          |
| EXT92430 | 2009-18 Dodge Ram, 6'4" Bed                          |
| EXT92421 | 2019 Dodge Ram 1500, 5'7" "New Body Style"           |
| EXT92422 | 2019 Dodge Ram 1500, 6'4" "New Body Style"           |
| EXT92460 | 2014-19 Toyota Tundra 5.5' Bed (Without Rail System) |
| EXT92465 | 2014-19 Toyota Tundra 6.5' Bed (Without Rail System) |

### Solid Fold 2.0



This next-generation hard-folding tonneau cover has been redesigned from the inside out. Designed to handle the harshest weather conditions, the Solid Fold 2.0 features a dent-resistant matte finish, snap-on seals, and a cool-touch surface.

| Part No. | Description                                |
|----------|--|
| EXT83350 | 2015-19 Colorado/Canyon, 5' Bed            |
| EXT83456 | 2019 Silverado/Sierra 1500 5'8"            |
| EXT83457 | 2019 Silverado/Sierra 1500 6'.6" Bed       |
| EXT83445 | 2014-18 GM 1500 Truck, 5'8" Bed            |
| EXT83450 | 2014-18 GM 1500 Truck, 6'6" Ft. Bed        |
| EXT83650 | 2007-13 GM Truck, 6'6" w/o Track System    |
| EXT83475 | 2015-19 Ford F150, 5'6" Bed                |
| EXT83480 | 2015-19 Ford F150, 6'6" Bed                |
| EXT83405 | 2009-14 Ford F150, 5'6" Bed                |
| EXT83410 | 2009-14 Ford F150, 6'6" Bed                |
| EXT83720 | 1999-16 Ford F250, 6'6" Bed                |
| EXT83486 | 2017-19 Ford F250, 6'7" Bed                |
| EXT83636 | 2019 Ford Ranger, 5' Bed                   |
| EXT83638 | 2019 Ford Ranger, 6' Bed                   |
| EXT83425 | 2009-18 Dodge Ram, 5'7" Bed                |
| EXT83430 | 2009-18 Dodge Ram, 6'4" Bed                |
| EXT83421 | 2019 Dodge Ram 1500, 5'7" "New Body Style" |
| EXT83422 | 2019 Dodge Ram 1500, 6'4" "New Body Style" |



### Flo-Max Fuel Filter/Water Separator Systems

Flo-Max filter systems flow up to 300 gallons per hour and use a high-efficiency, 5-micron filtration and water separation element. Compact, light billet aluminum housings use replaceable, spin-on filters to eliminate the chance of fuel system contamination. System has no housing seals or gaskets to leak or swell. Choose systems with red, clear, or black anodized housings. Call for applications.

| Part No.                       | Color | Ports      | Size                          |
|--------------------------------|-------|------------|-------------------------------|
| <b>High Performance/Racing</b> |       |            |                               |
| FILRPM300                      | Red   | 1/2"NPT    | 4-1/4" H. x 3" W. x 3-3/4" D. |
| FILRPM350                      | Clear | -6, -8 ORB | 4-1/4" H. x 3" W. x 3-3/4" D. |
| <b>Racing/Marine</b>           |       |            |                               |
| FILRPM500                      | Black | -12 ORB    | 8" H. x 3-3/4" W. x 5" D.     |






Established in 1989, Fabtech is a world class manufacturer of suspension systems. Suspension designs are created internally and hand-crafted by Fabtech's team of race shop fabricators and engineers for proper functionality and performance. State of the art CNC lasers, mills, lathes, and welders construct each component for exceptional quality control and superior strength. Unique designs, extensive testing and superior strength is why Fabtech builds the finest 2 & 4-wheel-drive suspension systems on the market today.



**Call For Applications**



## Direct-Fit Dual Fans



FLE262

Brutish double fans improve performance, allow quicker warm-ups and cool-downs, and increase torque and horsepower. The Big Truck Fan is thermostatically controlled and much quieter than the original equipment, belt-driven fan. Custom fit brackets. Includes variable speed control.

| Part No.                          | Description  |
|-----------------------------------|--|
| <b>27-1/2" Dual Electric Fans</b> |  |
| <b>Chevy/GMC</b>                  |  |
| FLE292                            | 2000-04 Trucks And SUVs with 28" Wide Radiator Cores                                   |
| FLE295                            | 1967-2002 GM Trucks With 28" x 17" Or 19" Radiator                                     |
|                                   | 1967-91 GM Suburban With 28" x 17" Or 19" Radiator                                     |
| <b>Dodge</b>                      |  |
| FLE295                            | 1972-90 Ram Trucks   |
| <b>Ford</b>                       |  |
| FLE295                            | 1980-96 F Series Trucks  |
|                                   | 1980-96 Full Size Broncos  |
|                                   | 2003 and Up Expedition   |
| <b>30" Dual Electric Fans</b>     |  |
| <b>Dodge</b>                      |  |
| FLE264                            | 2003-09 Dodge Ram 2500/3500 5.9L Diesel  |
| <b>32" Dual Electric Fans</b>     |  |
| <b>Chevy/GMC</b>                  |  |
| FLE280                            | 1992-99 Trucks and SUVs with 34" Wide Radiator Cores                                   |
|                                   | 1992-99 Trucks and SUVs, Suburban, Blazer, 6.6L Diesel                                 |
| FLE282                            | 2000-04 Trucks and SUVs with 34" Wide Radiator Cores                                   |
| FLE290                            | 1985-91 GM 2500 and 3500 Series with 36" Radiator                                      |
| FLE290**                          | 1985-91 GM with 379 C.I. Diesel Engine   |
| <b>Dodge</b>                      |  |
| FLE290                            | 1994-02 1500, 2500, 3500 Series with 36" Radiator                                      |
|                                   | 1992-93 with 360 C.I. Engine & HD Clutch   |
|                                   | 1994-01 Pickups, 5.9L Cummins  |
| <b>Ford</b>                       |  |
| FLE270                            | 1997-05 F150, Expedition, Lincoln Navigator, Lightning, Harley Davidson Edition Trucks |
| FLE290                            | 2000-04 Excursion  |
| FLE290*                           | 1983-94 F250-F350, 6.9L and 7.3L Diesel  |
| FLE290                            | 1995-2000 F250-F350, 7.3L Diesel   |
| <b>37-1/4" Dual Electric Fans</b> |  |
| <b>Dodge</b>                      |  |
| FLE262                            | 1994-02 Cummins Diesel   |

\* With 31" wide radiator cores.

\*\* Diesel vehicles should be fitted with electric engine-cooling fans for light- or non-towing applications.

## Jeep Electric Fan

Electric fan has special brackets for a direct installation. Solid brackets bolt to factory mounting points on the radiator. Package includes adjustable thermostat and air conditioning relay unless noted.



| Part No. | Description  |
|----------|--|
| FLE485   | 1987-06 Jeep Wrangler, 4 & 6 Cylinder Engines, 21-1/2", 3300 CFM         |
| FLE573   | 1973-86 Jeep CJ, 4 & 6 Cylinder Engines, 26-1/4", 2,500 CFM              |
| FLE583   | 1973-86 Jeep CJ, 4 & 6 Cylinder Engines, 26-1/4", 2,500 CFM, No Controls |

## Direct-Fit Flex-a-Fit Aluminum Radiator And Fan Combo

Flex-a-fit aluminum radiators feature a dual 1" all aluminum core that is hand-welded to the side tanks with patented "T" channels to dissipate heat 130% more efficiently. Direct-fit applications include mounting brackets for bolt-in installation in the stock radiator location. The "T" channels provide a more secure attachment for the mounting brackets. A Flex-a-Lite electric single or dual fan mounted in a full dressed shroud, combined with a variable speed controller, completes the cooling package.



| Part No.  | Application                               | Size                           | Fan Description       |
|-----------|---|--------------------------------|-----------------------|
| FLE315701 | 1987-06 Jeep TJ and YJ w/LS Engine        | 22-1/2" W x 18-1/2"H x 7"D     | Single 160, 3,000 CFM |
| FLE315801 | 1972-86 Jeep CJ w/LS Engine Radiator Only | 22-1/2" W x 18-1/2"H x 3-3/4"D | —                     |
| FLE315861 | 1972-86 Jeep CJ w/LS Engine               | 22-1/2" W x 18-1/2"H x 3-3/4"D | Single 160, 3,000 CFM |
| FLE315960 | 1987-01 Jeep Cherokee XJ                  | 36-1/4"W X 11-5/8"H x 4-3/4"D  | Triple 108, 2,400 CFM |

## Radiator/Fan Combo and Transmission Cooler

Aluminum radiators incorporate built-in shrouded electric fans for effective cooling.



| Part No.                       | Description   |
|--------------------------------|---|
| <b>1999-12 GM Truck/SUV V8</b> |   |
| FLE400130*                     | Transmission Cooler, 7-1/2" x 15" x 3/4", GVW 18,000 lbs. |

\*Required with automatic transmission applications.

## Zinc Radiator Anode FLE32060

Protects cooling system from corrosion. Just screw in place of 1/4" NPT drain petcock.



## In-Line Hose Adapters

Provides a threaded fitting for screw-in temperature sensors. Features two 1/4" NPT threaded ports and a 1/4" brass plug.



| Part No. | Description                    |
|----------|--------------------------------|
| FLE32082 | Fits 1-1/2" I.D. Radiator Hose |
| FLE32084 | Fits 1-3/4" I.D. Radiator Hose |

### Remote Transmission Oil Cooler

Cools transmission oil when free airflow is restricted. Hose fittings are 3/8" barb and tube diameter is 1/2".



| Part No.  | Size                  | CFM | GVW    |
|-----------|-----------------------|-----|--------|
| FLE600117 | 7-1/2" x 12" x 3-1/8" | 300 | 16,000 |

### Shrouded Heavy Duty Remote Oil Cooler

Primary or auxiliary transmission or engine oil cooling, Hose fittings are 1/2" female NPT. Tube diameter is 5/8"



| Part No.  | Size                   | CFM | GVW    |
|-----------|------------------------|-----|--------|
| FLE700032 | 10-1/2" x 15" x 4-1/4" | 800 | 26,000 |

### Direct Fit Transmission Coolers


Direct, bolt-on transmission coolers combine the benefits of improved transmission cooling capacity and a professional, direct-fit installation. Sold complete with necessary installation hardware.



| Part No.  | Description                       |
|-----------|-----------------------------------|
| FLE400123 | '86-06 Jeep TJ/YJ, -6 AN Fittings |

### TransLife Transmission Oil Coolers

Transmission oil coolers can help extend transmission life considerably. Tests have shown that a 20 degree drop in oil temperature can double the life of the oil and transmission components, adding up to big savings for the vehicle owner. A transmission cooler is a must for all towing and off-road applications. All coolers are complete with hardware and fittings. Four-digit numbers have 3/8" barbed fittings and 1/2" tube. Five-digit numbers have 1/2" NPT hose fittings and 5/8" tube.



| Part No.  | Application | Size                         | Weight     |
|-----------|-------------|------------------------------|------------|
| FLE400117 | Light Duty  | 5" x 12" x 3/4" in Depth     | 10,000 GVW |
| FLE4130   | Performance | 7 1/2" x 15" x 3/4" in Depth | 18,000 GVW |
| FLE500021 | Heavy Duty  | 7" x 15" x 1 1/2" in Depth   | 20,000 GVW |

### Tranny Cooler Remount Kit FLE3910

Cooler mounting kit includes Plastro rods, nuts, and spacers.



### Mojave Heater FLE640

Compact in-car heater uses vehicle cooling system to heat the air and is a great choice for a custom build. Unit moves 140 CFM, has 12,000 BTU of output and measures 10-1/8" x 9" x 5".



### 1000 Airmover FLECFM1000

A must-have for racers, 1000 Airmover allows quickly cooling cars between rounds of racing. Lightweight and compact, powerful unit may also be used to clear garage of smoke or fumes. Fan delivers 900 CFM of air flow and the multi-position design provides truly focused air flow. Made from heavy-duty, injection-molded plastic. Unit draws just 2 amps.



### Flex-A-Chill 3000 Airmover NEW! FLECFM3000

Designed to produce 2,600 cfm and only draw 2.7 amps make this air mover great for race trailers, garages or dyno cells. Manufactured from durable polyethylene with variable speed control and assembled with 16 foot power cord. Mounted on an integrated stand, the fan body can be easily rotated to change airflow direction. Weighs 27-1/2 pounds.



### Performance Diesel Dampers

Offers the best protection against torsional vibrations. Performance tuned or stock, your diesel engine will run more efficiently with a viscous Fluidampr® installed. Stock dampers utilize rubber or elastomer to control torsional vibrations. The rubber material not only breaks down over time, but limits the capabilities of the damper. Fluidampr® uses a viscous silicone fluid, internal inertia ring, and a laser-sealed housing.



| Part No.     | Balance | Application   | O.D.   | wt.  |
|--------------|---------|---|--------|------|
| <b>Dodge</b> |         |   |        |      |
| FLU960311    | I       | 1992-98 5.9L Cummins, 12V, Sensor Kit, FLU300003 Included | 9-3/4" | 24.1 |
| <b>Ford</b>  |         |   |        |      |
| FLU720211    | E       | 1999-03 7.3L PowerStroke                                  | 8"     | 21.0 |
| <b>GM</b>    |         |   |        |      |
| FLU890101    | E       | 2001-05 6.6L DuraMax                                      | 8-3/8" | 24.1 |

Balance: I- Internal E- External Finish: Black Zinc Chromate



### 40 Series™ Delta Flow® Aluminized Steel Mufflers

A milder sounding street and strip muffler, generating a powerful, aggressive sound outside the vehicle and a lower sound level inside.  
**4" Thick, 9.75" Wide, 19" Overall Length, 13" Case Length**

| In/Out | Part No.  |
|--------|-----------|
| 2.25"  | FLO942440 |
| 2.50"  | FLO942540 |
| 3.00"  | FLO943040 |

| In/Out | Part No.  |
|--------|-----------|
| 2.25"  | FLO942441 |
| 2.50"  | FLO942541 |
| 3.00"  | FLO943041 |

| In/Out | Part No.  |
|--------|-----------|
| 2.25"  | FLO942442 |
| 2.50"  | FLO942542 |
| 3.00"  | FLO943042 |

| In/Out | Part No.  |
|--------|-----------|
| 2.50"  | FLO942543 |
| 3.00"  | FLO943043 |

| In/Out          | Part No.   |
|-----------------|------------|
| 3.00"/2.25" C/D | FLO9430422 |
| 3.00"/2.50" C/D | FLO9430402 |

| In/Out          | Part No.   |
|-----------------|------------|
| 3.00"/2.50" C/D | FLO9430412 |

### 40 Series™ The Original Flow® Aluminized Steel Mufflers

40 Series The Original Flow is one of the more aggressive sounding street and strip mufflers in Flowmaster's product line.

**4" Thick, 9.75" Wide, 19" Overall Length, 13" Case Length**

| In/Out | Part No. |
|--------|----------|
| 2.25"  | FLO42441 |
| 2.50"  | FLO42541 |
| 3.00"  | FLO43041 |

| In/Out | Part No. |
|--------|----------|
| 2.25"  | FLO42443 |
| 2.50"  | FLO42543 |
| 3.00"  | FLO43043 |

### 40 Series™ Stainless Steel Performance Mufflers

Seven original 40 Series Flowmasters are now available in stainless steel for longer life. Choose from a variety of inlet/outlet configurations and mufflers with 2.25", 2.50" and 3" inlet and outlet diameters.

**5" Thick, 10" Wide, 21" Overall Length, 13" Case Length**

| In/Out | Part No.   |
|--------|------------|
| 2.25"  | FLO8042443 |
| 2.50"  | FLO8042543 |
| 3.00"  | FLO8043043 |

| In/Out | Part No.   |
|--------|------------|
| 2.25"  | FLO8042441 |
| 2.50"  | FLO8042541 |
| 3.00"  | FLO8043041 |

| In/Out | Part No.    |
|--------|-------------|
| 3.00"  | FLO80430402 |

### Super 40 Series™ Aluminized Mufflers

The Super 40 significantly outflows older two-chamber mufflers. Results in horsepower, less interior sound, and deeper exterior sound.

**5" Thick, 10" Wide, 19" Overall Length, 13" Case Length**

| In/Out | Part No.  |
|--------|-----------|
| 2.25"  | FLO952445 |
| 2.50"  | FLO952545 |
| 3.00"  | FLO953045 |

| In/Out | Part No.  |
|--------|-----------|
| 2.25"  | FLO952446 |
| 2.50"  | FLO952546 |
| 3.00"  | FLO953046 |

| In/Out | Part No.  |
|--------|-----------|
| 2.25"  | FLO952447 |
| 2.50"  | FLO952547 |
| 3.00"  | FLO953047 |

| In/Out | Part No.  |
|--------|-----------|
| 2.25"  | FLO952448 |
| 2.50"  | FLO952548 |
| 3.00"  | FLO953048 |

| In/Out | Part No.  |
|--------|-----------|
| 3.00"  | FLO953049 |

| In/Out | Part No.   |
|--------|------------|
| 3.00"  | FLO9530452 |

| In/Out      | Part No.   |
|-------------|------------|
| 3.00"/2.50" | FLO9530462 |

### Super 44™ Delta Flow® 409S® Stainless Steel Mufflers

The Super 44™ muffler series is now available in 409S® stainless steel and covered by a 10-year limited warranty. This favorite among performance enthusiasts delivers improved engine efficiency and throttle response, along with a deep powerful tone. Delta Flow® technology offers optimum exhaust scavenging and sound quality. The most aggressive, highest performing street mufflers.

**4" Thick, 9.75" Wide, 19" Overall Length, 13" Case Length**

| In/Out | Part No.  |
|--------|-----------|
| 2.25"  | FLO842446 |
| 2.50"  | FLO842546 |
| 3.00"  | FLO843046 |

| In/Out | Part No.  |
|--------|-----------|
| 2.25"  | FLO842448 |
| 2.50"  | FLO842548 |
| 3.00"  | FLO843048 |

| In/Out      | Part No.   |
|-------------|------------|
| 3.00"/2.50" | FLO8430452 |

### FlowFX Universal Mufflers NEW!

Manufactured with a fully-welded, straight through-style 409S stainless steel case. The perforated core design produces minimal interior resonance with a moderate exterior sound tone. These 4" x 9" oval mufflers are available in all popular sizes and offsets. Body length 14", overall length 20".

| Part No. | Description                      |
|----------|----------------------------------|
| FLO71225 | Offset In/Center Out, 2-1/4"     |
| FLO71226 | Offset In/Center Out, 2-1/2"     |
| FLO71229 | Offset In/Center Out, 3"         |
| FLO71235 | Offset In/Offset Out, 2-1/4"     |
| FLO71236 | Offset In/Offset Out, 2-1/2"     |
| FLO72198 | Center In/Dual Out, 3"/(2)2-1/2" |





### HP-2™

A new series of compact high performance mufflers with a distinctive look and sound. Cool Shell Technology™ allows the HP-2™ to be placed in virtually anywhere under the vehicle. Mufflers feature stainless steel construction and are offered in polish-ready T304 or standard T409.

| T409 Stainless Part No.                         | T304 Stainless Part No. | Description             |
|---|-------------------------|-------------------------|
| <b>HP-2™ "Shorties" – 4" x 5.50" x 12" Case</b> |                         |                         |
| FLO12012409                                     | —                       | 2" Dia. Inlet/Outlet    |
| FLO12412409                                     | —                       | 2.25" Dia. Inlet/Outlet |
| FLO12512409                                     | FLO12512304             | 2.50" Dia. Inlet/Outlet |
| <b>HP-2 Standard – 4" x 5.50" x 18" Case</b>    |                         |                         |
| FLO12018409                                     | —                       | 2" Dia. Inlet/Outlet    |
| FLO12418409                                     | —                       | 2.25" Dia. Inlet/Outlet |
| FLO12518409                                     | FLO12518304             | 2.50" Dia. Inlet/Outlet |

### Pro Series

Pro Series mufflers deliver performance that is equal to or surpasses open pipe systems, while dramatically reducing sound levels across the RPM range. The internal construction of the Pro Series is T409 stainless steel and the outer case is fabricated from rugged 18-gauge aluminized steel.




| Part No.                                 | Description                           |
|--|---------------------------------------|
| <b>Pro Series Mufflers</b>               |                                       |
| FLO13016100                              | 3.00" In/3.00" Out, 6" D x 16" L Case |
| FLO14020100                              | 4.00" In/4.00" Out, 8" D x 20" L Case |
| <b>Pro Series Mufflers With Turndown</b> |                                       |
| FLO13016101                              | 3.00" In/3.50" Out, 6" D x 16" L      |
| FLO13516101                              | 3.50" In/3.50" Out, 6" D x 16" L      |


### Super 44™ Delta Flow® Aluminized Steel Mufflers

The most aggressive tone Flowmaster has ever made. Black finish mufflers have improved flow path radius for more torque and power!


**4" Thick, 9.75" Wide, 19" Overall Length, 13" Case Length**


| In/Out | Part No.  |
|--------|-----------|
| 2.25"  | FLO942445 |
| 2.50"  | FLO942545 |
| 3.00"  | FLO943045 |




| In/Out | Part No.  |
|--------|-----------|
| 2.25"  | FLO942446 |
| 2.50"  | FLO942546 |
| 3.00"  | FLO943046 |




| In/Out | Part No.  |
|--------|-----------|
| 2.50"  | FLO942549 |
| 3.00"  | FLO943049 |



| In/Out | Part No.   |
|--------|------------|
| 3.00"  | FLO9430452 |



| In/Out | Part No.  |
|--------|-----------|
| 2.25"  | FLO942447 |
| 2.50"  | FLO942547 |
| 3.00"  | FLO943047 |



| In/Out | Part No.  |
|--------|-----------|
| 2.25"  | FLO942448 |
| 2.50"  | FLO942548 |
| 3.00"  | FLO943048 |


| In/Out      | Part No.   |
|-------------|------------|
| 3.00"/2.50" | FLO9430462 |



### 50 Series Heavy-Duty

Deliver more horsepower, torque, and fuel mileage. Designed specifically for gas or diesel vehicles, 50 series mufflers can significantly improve acceleration and towing power while increasing fuel economy.


**5.0" Thick - 10" Wide, 23" Overall Length - 18" Case Length**




### 50 Series™ SUV

The SUV-Performance™ muffler is a larger version of the 50 Series™, specially designed for trucks and SUV's. A special tuning chamber reduces interior resonance and larger 5" x 10" case offers improved sound and optimum exhaust flow.


**5.0" Thick 10" Wide, 23" Overall Length, 17" Case Length**


| In/Out | Part No. |
|--------|----------|
| 3.00"  | FLO53055 |




| In/Out | Part No. |
|--------|----------|
| 2.50"  | FLO52556 |
| 3.00"  | FLO53056 |




| In/Out | Part No. |
|--------|----------|
| 2.50"  | FLO52557 |
| 3.00"  | FLO53057 |




| In/Out | Part No. |
|--------|----------|
| 2.50"  | FLO52558 |
| 3.00"  | FLO53058 |



| In/Out           | Part No.  |
|------------------|-----------|
| 2.25" Dual/3.00" | FLO524553 |




| In/Out                | Part No.  |
|-----------------------|-----------|
| 2.25" Dual/2.25" Dual | FLO524554 |




| In/Out           | Part No.  |
|------------------|-----------|
| 2.50"/2.25" Dual | FLO525552 |

### 50 Series™ Delta Flow® Aluminized Mufflers


**4" Thick, 9.75" Wide, 23" Overall Length, 17" Case Length**




| In/Out | Part No.  |
|--------|-----------|
| 2.25"  | FLO942450 |
| 2.50"  | FLO942550 |
| 3.00"  | FLO943050 |



| In/Out | Part No.  |
|--------|-----------|
| 2.25"  | FLO942451 |
| 2.50"  | FLO942551 |
| 3.00"  | FLO943051 |



| In/Out | Part No.  |
|--------|-----------|
| 2.25"  | FLO942452 |
| 2.50"  | FLO942552 |
| 3.00"  | FLO943052 |



| In/Out | Part No.  |
|--------|-----------|
| 2.25"  | FLO942453 |
| 2.50"  | FLO942553 |
| 3.00"  | FLO943053 |



## 50 Series™ Delta Flow® Stainless Steel Mufflers

Designed to produce a mellow, deep sound in most vehicles, milder than the 40 Series muffler on the outside of the vehicle, and significantly quieter inside the vehicle.

**4" Thick, 9.75" Wide, 23" Overall Length, 17" Case Length**



| In/Out | Part No.  |
|--------|-----------|
| 2.25"  | FLO842451 |
| 2.50"  | FLO842551 |
| 3.00"  | FLO843051 |



| In/Out | Part No.  |
|--------|-----------|
| 2.25"  | FLO842453 |
| 2.50"  | FLO842553 |



## 70 Series™ Big Block II

Mufflers include a large case for maximum volume and efficiency. The 70 Series™ offers a mild mellow exhaust tone and the resonant tuning chamber provides reduced interior sound levels. Great for tow vehicles, RVs, and trucks with dual exhaust.

**5.0" Thick, 10" Wide, 28" Overall Length, 22" Case Length**



| In/Out           | Part No.  |
|------------------|-----------|
| 2.25" Dual/3.00" | FLO530702 |



| In/Out                | Part No.  |
|-----------------------|-----------|
| 2.25" Dual/2.25" Dual | FLO524704 |



| In/Out | Part No. |
|--------|----------|
| 3.00"  | FLO53070 |



| In/Out | Part No. |
|--------|----------|
| 2.50"  | FLO52571 |
| 3.00"  | FLO53071 |



| In/Out | Part No. |
|--------|----------|
| 2.50"  | FLO52572 |
| 3.00"  | FLO53072 |



| In/Out           | Part No.  |
|------------------|-----------|
| 2.25" Dual/3.00" | FLO524703 |

## Polished Stainless Steel Exhaust Tips



These stainless steel exhaust tips are fully polished with an embossed Flowmaster logo.

| Part No. | Tip Design                 | Exhaust Dia. | Tip Dia.        |
|----------|----------------------------|--------------|-----------------|
| FLO15385 | Oval Polished <sup>2</sup> | 2-1/2"       | 4-1/4" x 2-1/4" |
| FLO15391 | Angle Dual <sup>1</sup>    | 2-1/2"       | Dual 4"         |

1 - Weld on. 2 - Clamp on.

## Delta Boost Mobile For Ford EcoBoost

Plug-and-play unit installs in-line with the boost sensor and ECU, and is then controlled via Bluetooth through a smartphone app. Offers four different settings; valet, standard, sport, and max for true, custom tuning. Made in the USA and backed by a 1-year warranty.



| Part No. | Description           |
|----------|-----------------------|
| FLO18101 | 2015-17 2.0L Edge     |
| FLO18101 | 2015-17 2.7L Edge     |
| FLO18102 | 2012-14 2.0L Edge     |
| FLO18101 | 2012-15 2.0L Explorer |
| FLO18101 | 2016 2.3L Explorer    |
| FLO18104 | 2013-17 3.5L Explorer |

| Part No. | Description           |
|----------|-----------------------|
| FLO18104 | 2011-14 3.5L F-150    |
| FLO18104 | 2010-17 3.5L Flex     |
| FLO18103 | 2015-17 2.7L F150     |
| FLO18103 | 2016-17 3.5L F150     |
| FLO18103 | 2017 3.5L F150 Raptor |

## Federal Catalytic Converters

Federal Catalytic Converters meet or exceed both OEM and US EPA standards, and are intended for vehicles outside the state of California. Federal catalytic converters may not be sold or used on vehicles that are licensed in the state of California.



| Part No.             | Description   |
|----------------------|---|
| <b>Chevrolet/GMC</b> |   |
| FLO2010019*          | 2000-06 C/K Pickup & SUV, 4.3/4.8/5.3L  |
| FLO2010020           | 2007-08 Silverado/Sierra 1500; Suburban/Avalanche/Tahoe/Yukon 4.3/4.8/5.3/6.0L  |
| FLO2010023           | 1996-2000 Tahoe/Yukon 5.7L; 1999-2000 Cadillac Escalade 5.7L w/Dual Inlet Muffler; 1996-99 1500/2500/3500 Pickup; 2000-2500/3500 Pickup |
| <b>Dodge</b>         |   |
| FLO2030004           | 1994-99 Ram 1500/2500/3500 3.9/5.2/5.9L   |
| FLO2030005           | 2000-01 Ram 1500/2500/3500 5.2/5.9L   |
| <b>Ford/Lincoln</b>  |   |
| FLO2020005†          | 2004-06 F150 & Lincoln Mark LT, 5.4L; 2004 F-150 5.4L New Body Style, 4WD Only, Right Side Only   |
| FLO2020006†          | 2004-06 F150 & Lincoln Mark LT, 5.4L; 2004 F-150 5.4L New Body Style, 4WD Only, Left Side Only  |
| FLO2020031           | 1995-97 Ranger 2.3L   |
| <b>Jeep</b>          |   |
| FLO2040001           | 1993-95 Cherokee/Grand Cherokee/Wrangler 2.5/4.0L   |
| FLO2040003           | 1996-98 Wrangler 2.5L   |
| <b>Toyota</b>        |   |
| FLO2050002           | 1988-95 4Runner 3.0L, 1988-95 Toyota Pickup 2.4L/3.0L, 49-State   |

Notes: \* Also fits 2000 models with flat spot in OE middle pipe. Use FLO2010018 for models without flat spot. † Does not fit 2004 Heritage edition.



## Outlaw Series

Ensures minimal restriction on sound over open exhaust tubing on non-catalytic converter-equipped vehicles.

## American Thunder Systems

American Thunder® Series features mufflers tuned to deliver more power, torque, throttle response and mileage.

## Force II

The Force II Exhaust System is perfect for customers looking for some level of performance tone enhancement..

## Flow FX NEW!

Flow FX exhaust systems have 409S stainless steel tubing and Flowmasters new FlowFX straight-through 3.00 inch internal core mufflers.

| Make/Model  | Year    | American Thunder | Force II   | Flow FX   | Outlaw     | Exit Location |
|---|---------|------------------|------------|-----------|------------|---------------|
| <b>Chevrolet/GMC Trucks</b>   |         |                  |            |           |            |               |
| Silverado/Sierra 1500 DC/CC 4.3L/5.3L (Except LB) Does not fit CC 2WD with 2Pc Drive Shaft                      | 2014-18 | —                | FLO817672* | —         | —          | SOS           |
| Silverado/Sierra 1500 DC/CC 5.3L  | 2014-18 | —                | —          | FLO717869 | —          | DOS           |
| Silverado 1500, Does Not Fit 2007-08 EX-LB, Fits 2009-12 EC/6.5' And CC/5.5' with 5.3L Only                     | 2007-13 | —                | FLO817492* | —         | —          | DORS          |
| Silverado/Sierra 1500 EC/SB 4.8L/5.3L   | 1999-06 | —                | FLO17362   | —         | —          | SOS           |
| Silverado/Sierra 1500 1/2 Ton, EC/CB 5.3L   | 2009-13 | —                | —          | FLO717822 | —          | DOS           |
| Silverado/Sierra 1500 SC/SB 4.8L/5.3L   | 1999-06 | —                | FLO17435   | —         | —          | DOR           |
| Silverado/Sierra 1500 4.8L/5.3L EC/SB   | 1999-06 | FLO17428         | —          | —         | —          | DOR/DOS       |
| Silverado/Sierra 1500 EC/SB 4.8L/5.3L   | 1999-06 | FLO17395         | —          | —         | —          | DOSS          |
| Silverado/Sierra 1500 SC/SB 4.8L/5.3L   | 1999-06 | FLO17392         | —          | —         | —          | DOSS          |
| Silverado/Sierra 1500 SC/SB 4.8L/5.3L   | 1999-06 | —                | FLO17360   | —         | —          | SOS           |
| Silverado/Sierra 1500 CC/EC 5.3L Flex-Fuel V8   | 2009-13 | FLO817680*       | —          | —         | —          | DOR/DOS       |
| Silverado/Sierra 1500 CC/EC 4.8L or 5.3L  | 2007-08 | FLO817680*       | —          | —         | —          | DOR/DOS       |
| Silverado/Sierra 1500 CC/DC 6.2L  | 2011-18 | FLO817602        | —          | —         | —          | DOR/DOS       |
| Silverado/Sierra 1500 CC/DC 5.3L  | 2009-13 | —                | —          | —         | FLO817706* | SOD           |
| Silverado/Sierra 1500 CC/DC 5.3L  | 2019    | —                | —          | FLO717893 | —          | SOD           |
| Silverado/Sierra 1500 CC/DC 5.3L  | 2019    | —                | —          | —         | FLO817854  | DOR/S         |
| Silverado/Sierra 1500 CC/DC 5.3L (Does Not Fit Crew Cab 2WD with 2 Pc Driveshaft)                               | 2014-18 | —                | —          | FLO717787 | —          | DOSS          |
| Silverado/Sierra 2500 HD/3500 HD 6.0L   | 2000-04 | FLO17328         | —          | —         | —          | SOS           |
| Silverado/Sierra 2500 HD/3500 HD CC/SB 6.0L   | 2011-18 | FLO817541*       | —          | —         | —          | DORS          |
| Suburban 1500/Yukon XL1500 5.3L   | 2001-06 | FLO17342         | —          | —         | —          | DOS           |
| Suburban 1500/Yukon XL1500 5.3L   | 2001-06 | —                | FLO17341   | —         | —          | SOS           |
| <b>Dodge Trucks &amp; SUV</b>   |         |                  |            |           |            |               |
| Ram 1500 Pickup   | 1994-01 | FLO17429         | —          | —         | —          | DOS           |
| Ram 1500 w/5.7L Engine  | 2019    | FLO817843*       | —          | —         | —          | DOR           |
| Ram 1500 w/5.7L Engine All Wheel Bases, Axle Back/Resonator Delete  | 2019    | FLO817850        | —          | —         | —          | DOR           |
| Ram 1500 Pickup (Except EC/LB)  | 1994-01 | FLO17171         | —          | —         | —          | DOR†          |
| Ram 1500 Pickup (Except Hemi) 4.7L/5.9L   | 2002-05 | FLO17476         | —          | —         | —          | DOR/DOS       |
| Ram 1500 Pickup 4.7L/5.7L(Only fits SC 8' CC 5'7" Bed)  | 2009-17 | —                | —          | —         | FLO817690* | DOR/DOS       |
| Ram 1500 Hemi Pickup 5.7L (Does not fit trucks with OE single exit tailpipe)                                    | 2009-17 | FLO817477†       | —          | —         | —          | DOR           |
| Ram 1500 Hemi Pickup 5.7L (Does not fit trucks with factory dual tailpipes)                                     | 2009-17 | FLO817490*       | —          | —         | —          | DORS          |
| Ram 2500 6.4L and Coil Spring Suspension. Fits CC/SB/CCLB and Mega Cab  | 2014-18 | FLO817709*       | —          | —         | —          | DOR           |
| Ram 2500/3500 Hemi  | 2003-05 | FLO17438         | —          | —         | —          | DOR           |
| Ram 2500/3500 Hemi 5.7L (Does not fit Chassis Cab)  | 2013    | FLO817647*       | —          | —         | —          | DOR/DOS       |
| Ram 1500 Trucks   | 2013    | FLO817647*       | —          | —         | —          | DOR/DOS       |
| Durango All V8  | 1998-03 | FLO17208         | —          | —         | —          | SOR           |
| <b>Ford Trucks</b>  |         |                  |            |           |            |               |
| F150 Pickup, 4.6L/5.4L (All Models)   | 1998-03 | —                | FLO17472   | —         | —          | DOR/DOS       |
| F150 Pickup, 4.6L/5.4L (All Models)   | 2004-08 | FLO17417         | —          | —         | —          | DOR/DOS       |
| F150 Pickup, 4.6L/5.0L/5.4L   | 2009-14 | —                | —          | —         | FLO817707* | SOD           |
| F150, 2.7/3.5L EcoBoost, 3.5L TiVCT or 5.0L Engine (All Except SC/SB)   | 2015-17 | FLO817725*       | —          | —         | —          | DORS          |
| F150, 2.7/3.5L EcoBoost, 3.5L TiVCT or 5.0L Engine (All Except SC/SB) Does Not Fit 3.5L Raptor                  | 2015-18 | —                | —          | FLO717785 | —          | DOSS          |
| F150, 2.7/3.5L EcoBoost, 3.5L or 5.0L Engine All Wheel Base Cat-Back  | 2015-18 | —                | —          | FLO717871 | —          | DOSS          |
| F150, 2.7/3.5L EcoBoost, 3.5L TiVCT V6 or 5.0L V8 Engine, (All Except SC/SB)                                    | 2015-17 | —                | —          | —         | FLO817726* | DOR/DOS       |
| F150, and Lincoln Mark LT trucks with a 4.6L or 5.4L Engine Fits 2 and 4 wheel drive models and all wheelbases. | 2004-08 | —                | FLO17403   | —         | —          | SOS           |
| F250/F-350 V8/V10 Super Duty  | 1999-04 | —                | FLO17229   | —         | —          | SOS†          |
| F250/F-350 V8/V10 Super Duty  | 1999-04 | —                | FLO17345   | —         | —          | SOS           |
| F250/F-350 V8/V10 Super Duty  | 2005-07 | —                | FLO17422   | —         | —          | SOS           |
| F250/350, V8/V10 Super Duty   | 2008-10 | —                | FLO17446   | —         | —          | SOS           |
| <b>Jeep</b>   |         |                  |            |           |            |               |
| Wrangler JK 2Dr/4Dr with 3.6L/3.8L V6   | 2007-18 | FLO817674*       | —          | —         | —          | SOR           |
| Wrangler 2Dr/4Dr 3.6L   | 2018    | —                | —          | —         | FLO817844  | DOR           |
| Wrangler JL 2 Door and 4 Door 3.6L Axle Back  | 2018    | FLO817837        | —          | —         | —          | SOR           |
| Wrangler JL 3.6L 4 Door Only  | 2018    | —                | —          | —         | FLO817818  | SOR           |
| <b>Toyota</b>   |         |                  |            |           |            |               |
| Tundra with 4.6L or 5.7L V8 Engine. (145" Wheelbase Models Only.)   | 2010-17 | FLO817664*       | —          | —         | —          | DORS          |
| Tundra with 4.6L or 5.7L V8 Engine. (145" Wheelbase Models Only.) Only Fits 2009 Models Built After 08/2008     | 2009-18 | —                | —          | —         | FLO817708* | SOD           |
| Tacoma with 3.5L  | 2016-18 | FLO817719*       | —          | —         | —          | DORS          |

## Exhaust Systems Guide

1: Does not fit factory single exhaust **DOR**: Dual Out Rear. **DORS**: Dual Out Rear Side Exit **DOS**: Dual Out Side. **SOS**: Single Out Side. **SOR**: Single Out Rear. **DOSS**: Dual Out Same Side. **SOD**: Single Out Dump. † Does not come with stainless steel tips. \* 409 stainless steel system



## Delta Force® Cold Air Intakes

These intake systems feature a custom molded, cross-linked polyethylene intake tube and large high-flow conical-shaped air filter constructed with 8 layers of cotton gauze oiled or dry synthetic media filter with an included pre-filter wrap. A custom-fit black powder coated air dam with attaching brackets and high quality reinforced silicone couplers, using stainless hardware securely mount the system in place. No cutting or drilling is required for installation. Made in USA. Not designed to fit vehicles with a body lift.

| Part No.              | Application  |
|-----------------------|--|
| <b>Chevrolet</b>      |  |
| FLO615152             | 2015-16 Colorado/Canyon, 3.6L V6                         |
| FLO615120             | 2009-13 Silverado/Sierra 1500, 4.8L, 5.3L, 6.0L, 6.2L V8 |
| FLO615121             | 2014-17 Silverado/Sierra 1500, 5.3L V8                   |
| FLO615121D            | 2014-17 Silverado/Sierra 1500, 5.3L V8                   |
| FLO615138             | 2016-18 Silverado/Sierra 2500HD, 6.0L V8                 |
| FLO615167             | 2007-10 2500HD & 3500HD Trucks w/6.6L Diesel Engine      |
| FLO615169             | 2011-16 Silverado/Sierra 2500HD/#500HD, 6.6L Diesel      |
| <b>Chrysler/Dodge</b> |  |
| FLO615111             | 2009-18 Ram 1500, 5.7L V8                                |
| FLO615111D            | 2009-18 Ram 1500, 5.7L V8                                |
| FLO615179             | 2016-18 Dodge Durango 3.6L                               |
| FLO615112             | 2014-17 Dodge Ram 2500, 3500 6.4L                        |
| <b>Ford</b>           |  |
| FLO615162             | 1994-04 Ford F150, 4.6L/5.4L V8                          |
| FLO615125             | 2007-14 Ford F150 5.4L                                   |
| FLO615127             | 2011-14 Ford F150, 5.0L Engine                           |
| FLO615147             | 2015-18 Ford F150, 5.0L V8                               |
| FLO615186             | 2010-14 Ford F150 & Raptor with 6.2L Engine              |
| FLO615149             | 2012-14 Ford F150, 3.5L Eco-Boost V6                     |
| FLO615136             | 2015-16 Ford F150, 3.5L Eco-Boost V6                     |
|                       | 2015-17 Ford F150, 2.7L Eco-Boost V6                     |
| FLO615157             | 2017-18 Ford F150, 3.5L Eco-Boost V6                     |
| FLO615157D            | 2017-18 Ford F150, 3.5L Eco-Boost V6                     |
| FLO615123             | 2003-07 Ford Super Duty, F-250-F-550 6.0L Diesel         |
| FLO615128             | 2011-16 Ford F250/F350, 6.2L V8                          |
| FLO615148             | 2011-16 Ford F250/F350, 6.7L Diesel                      |

Note: D on the end of part number designates dry filter

| Part No.      | Application                         |
|---------------|-------------------------------------|
| <b>Jeep</b>   |                                     |
| FLO615183     | 2018 Jeep Wrangler JL w/3.6L Engine |
| FLO615183D    | 2018 Jeep Wrangler JL w/3.6L Engine |
| FLO615135     | 2012-18 Jeep Wrangler JK, 3.6L V6   |
| FLO615135D    | 2012-18 Jeep Wrangler JK, 3.6L V6   |
| FLO615142     | 2012-18 Jeep Wrangler JK, 3.8L      |
| FLO615142D    | 2007-11 Jeep Wrangler 3.8L V6       |
| FLO615156     | 2014-17 Jeep Cherokee, 3.2L V6      |
| FLO615179     | 2016-18 Jeep Grand Cherokee, 3.6L   |
| <b>Toyota</b> |                                     |
| FLO615134     | 2012-18 Tundra, 5.7L V8             |
| FLO615134D    | 2012-18 Tundra, 5.7L V8             |
| FLO615140     | 2007-11 Tundra, 5.7L V8             |
| FLO615154     | 2016-18 Tacoma, 3.5L V6             |



**DELTA  
FORCE**  
COLD AIR INTAKES  
BY FLOWMASTER



**NEW VENDOR**



## 2.0 Performance Series IFP Smooth-Body Shocks

Fox shocks deliver trail-dominating performance in a hassle-free, bolt-on package. Aluminum-bodied, 2.0" dia. shocks dissipate heat faster than steel units. Internal Floating Piston (IFP) provides separation between the shock oil and high-pressure nitrogen gas chamber for superior ride control.

| Part No.      | Application   |
|---------------|---|
| FOX980-24-660 | 1999-2007 Chevy/GMC 1500 2WD, Rear, 0-1" Lift                                 |
| FOX980-24-663 | 2001-10 Chevy/GMC HD, Front, 0-1" Lift  |
| FOX980-24-664 | 2001-18 Chevy/GMC HD, Rear, 0-1" Lift   |
| FOX980-24-963 | 2011-18 Chevy/GMC HD, Front, 0-1" Lift  |
| FOX980-24-658 | 2001-10 Chevy/GMC HD, Front, 4-6" Lift  |
| FOX980-24-659 | 2001-18 Chevy/GMC HD, Rear, 4-6" Lift   |
| FOX980-24-965 | 2011-18 Chevy/GMC HD, Front, 4-6" Lift  |
| FOX985-24-019 | 1994-13 Dodge 2500/3500, Front, 2.5-3.5" Lift                                 |
| FOX985-24-020 | 1994-13 Dodge 2500/1994-02 3500, Rear, 2-3.5" Lift                            |
| FOX980-24-646 | 2014-18 Dodge 2500/2013-17 3500, Front, 2-3.5" Lift                           |
| FOX985-24-092 | 2014-18 Dodge 2500, Rear, 0-1.5" Lift   |
| FOX980-24-887 | 2007-18 Jeep Wrangler JK, Front, 1.5-3.5" Lift                                |
| FOX980-24-888 | 2007-18 Jeep Wrangler JK, Rear, 1.5-3.5" Lift                                 |
| FOX980-24-643 | 1997-06 Jeep Wrangler TJ, 3-4.5" Lift/1984-04 Cherokee, 2-3.5" Lift, Front    |
| FOX980-24-645 | 1997-06 Jeep Wrangler TJ, 4-6" Lift/ 1984-01 Cherokee XJ, 3.5-4.5" Lift, Rear |
| FOX980-24-641 | 2007-18 Jeep Wrangler JK, Front, 4-6" Lift                                    |

| Part No.      | Application                                  |
|---------------|--|
| FOX980-24-642 | 2007-18 Jeep Wrangler JK, Rear, 4-6" Lift    |
| FOX985-24-171 | 2018-Up Jeep Wrangler JL, Front, 0-1.5" Lift |
| FOX985-24-172 | 2018-Up Jeep Wrangler JL, Rear, 0-1.5" Lift  |
| FOX985-24-177 | 2018-Up Jeep Wrangler JL, Front, 2-3" Lift   |
| FOX985-24-178 | 2018-Up Jeep Wrangler JL, Rear, 2-3" Lift    |
| FOX985-24-179 | 2018-Up Jeep Wrangler JL, Front, 3.5-4" Lift |
| FOX985-24-180 | 2018-Up Jeep Wrangler JL, Rear, 3.5-4" Lift  |
| FOX985-24-181 | 2018-Up Jeep Wrangler JL, Front, 4.5-6" Lift |
| FOX985-24-182 | 2018-Up Jeep Wrangler JL, Rear, 4.5-6" Lift  |
| FOX985-24-029 | 2009-18 Ford F150 4WD, Rear, 0-1" Lift       |
| FOX980-24-677 | 2005-16 Ford Super Duty, Front, 0-1.5" Lift  |
| FOX980-24-647 | 2005-16 Ford Super Duty, Rear, 0-1" Lift     |
| FOX980-24-646 | 2005-16 Ford Super Duty, Front, 2-3.5" Lift  |
| FOX980-24-653 | 2005-16 Ford Super Duty, Rear, 1.5-3.5" Lift |
| FOX980-24-652 | 2005-16 Ford Super Duty, Front, 5.5-7" Lift  |
| FOX980-24-665 | 2005-16 Ford Super Duty, Rear, 4-6" Lift     |



**NEW VENDOR**

## 2.0 Performance Series IFP Steering Stabilizers

Well-suited to trucks that are lifted and fit with oversize tires, steering stabilizer reduces the load placed on steering components to keep tires tracking straight and true. Constructed from 6061-T6 aluminum and clear anodized for a durable finish.

| Part No.      | Application  |
|---------------|--|
| FOX985-24-001 | 2008-16 Ford F150/F250 4WD                           |
| FOX985-24-173 | 2018-Up Jeep Wrangler JL                             |
| FOX985-24-145 | 2007-18 Jeep Wrangler JK, Stock & 1-3/8" Tie Rod End |



## 2.0 Performance Series IFP Reservoir Shocks

Aluminum-bodied, 2.0" dia. shocks include the addition of an external reservoir that provides increased oil and nitrogen capacity, while offering a race-inspired appearance. Shocks incorporate a high-flow damping piston specially matched with application-specific valving for unparalleled performance.

| Part No.      | Application   |
|---------------|---|
| FOX980-24-959 | 2001-10 Chevy/GMC HD, Front, 0-1" Lift, CD Adjuster |
| FOX980-24-955 | 2001-18 Chevy/GMC HD, Rear, 0-1" Lift               |
| FOX980-24-964 | 2011-18 Chevy/GMC HD, Front, 0-1" Lift              |
| FOX985-24-101 | 2005-16 Ford Super Duty, Front, 5.5-7" Lift         |
| FOX985-24-106 | 2005-16 Ford Super Duty, Rear, 4-6" Lift            |
| FOX985-24-015 | 2007-18 Jeep Wrangler JK, Front, 1.5-3.5" Lift      |
| FOX985-24-016 | 2007-18 Jeep Wrangler JK, Rear, 1.5-3.5" Lift       |
| FOX985-24-011 | 2007-18 Jeep Wrangler JK, Front, 4-6" Lift          |
| FOX985-24-012 | 2007-18 Jeep Wrangler JK, Rear, 4-6" Lift           |



## 2.0 Performance Series ATS Steering Stabilizers

Adjustable Through Shaft (ATS) steering stabilizer combines unparalleled steering performance with the ability to make up to (24) external adjustments to steering feel. Taking the place of two steering stabilizers.

| Part No.      | Application  |
|---------------|--|
| FOX983-02-070 | 2007-18 Jeep Wrangler JK, Stock & 1-3/8" Tie Rod End |



## Stainless Tailpipe Tips

Gibson's exclusive design features a built-in clamp at the end of each tip, making installation easy and providing a very clean custom look. 100% polished T-304 stainless steel will dramatically outlast chrome, maintaining a brilliant "show look" that won't chip, flake, or rust like chrome.

| Part No.            | Inlet Size | Outlet Size | Overall Length |
|---------------------|------------|-------------|----------------|
| <b>Turndown Tip</b> |            |             |                |
| GIB500384           | 3"         | 3.5"        | 12"            |
| <b>Round Tip</b>    |            |             |                |
| GIB500362           | 2.5"       | 3"          | 8"             |
| <b>Splash Tip</b>   |            |             |                |
| GIB500370           | 2.25"      | 3"          | 8"             |
| GIB500361           | 2.5"       | 3"          | 8"             |
| GIB500374           | 2.5"       | 3.5"        | 12"            |
| GIB500372           | 2.75"      | 3.5"        | 12"            |
| GIB500360           | 3"         | 3.5"        | 12"            |

## Metal Mulisha Tips

Gibson Metal Mulisha Tip features an aggressive style with the Metal Mulisha skull badge on black ceramic rolled tip with a clampless design. Lifetime limited warranty

| Part No.   | Inlet Size | Outlet Size | Overall Length |
|------------|------------|-------------|----------------|
| GIB61-1046 | 2.25-2.50" | 5"          | 12"            |
| GIB61-1026 | 3.5"       | 5"          | 12"            |
| GIB61-1036 | 4"         | 6"          | 18"            |
| GIB61-1039 | 4"         | 8"          | 18"            |
| GIB61-1043 | 5"         | 6"          | 18"            |



## Mulisha Exhaust Systems


The most aggressive exhaust system available! Each system features 4" high-quality stainless steel tubing from the catalytic back to our loudest SuperFlow muffler. The Metal Mulisha exhaust system is finished with the trademarked Metal Mulisha stainless skull logo and wrapped around a black ceramic exhaust tip. Metal Mulisha Systems are available for gas and diesel applications.



| Part No.             | Description   |
|----------------------|---|
| <b>Chevrolet/GMC</b> |   |
| GIB60-0029           | 2014-15 Chevrolet/GMC, 5.3L, Double Cab - Standard Bed 6.5', 1500 New Body Style, Single Exhaust Stainless  |
| GIB60-0004           | 2007-09 GM Silverado/Sierra 1500 4.8/5.3L Stainless; 4 in. Tubing; 6 in. Black Ceramic Round Slash-Cut Tip; Exits Pass Side Behind Rear Tire Cat Back Exhaust System Extended/Crew Cab Pickup   |
| GIB60-0030           | 2014-18 GM Silverado/Sierra 1500 5.3L Stainless; 4 in. Tubing; 6 in. Black Ceramic Round Slash-Cut Tip; Exits Pass Side Behind Rear Tire Cat Back Exhaust System Crew Cab Pickup 78.8 in Bed  |
| GIB60-0032           | 2014-18 GM Silverado/Sierra 1500 6.2L Stainless; 4 in. Tubing; 6 in. Black Ceramic Round Slash-Cut Tip; Exits Pass Side Behind Rear Tire Cat Back Exhaust System Extended/Crew Cab Pickup 63 in Bed   |
| GIB60-0001           | 2010-11 GM Silverado/Sierra 1500 4.8L/5.3L Crew Cab 5'9" Bed Ext. Cab 6'6" Bed Stainless; 4 in. Tubing; 6 in. Black Ceramic Round Slash-Cut Tip; Exits Pass Side Behind Rear Tire Cat Back Exhaust System Extended/Crew Cab Pickup 63in Bed |
| <b>Dodge</b>         |   |
| GIB60-0005           | 2009-18 Dodge Ram 1500 4.7L/5.7L Crew Cab/ Ext. Cab 57" Bed; 4 in. Stainless Tubing; 6 in. Black Ceramic Rolled Edge Slash-Cut Tip; Exits on Pass Side Behind Rear Tire   |
| <b>Ford</b>          |   |
| GIB60-0008           | 2011-14 Ford F-150 3.7/5.0/6.2L Stainless; 4 in. Tubing; 6 in. Black Ceramic Round Slash-Cut Tip; Exits Pass Side Behind Rear Tire Exhaust System Extended/Crew Cab Pickup  |
| GIB60-0034           | 2015-19 Ford F-150 2.7/5.0L Stainless; 4 in. Tubing; 6 in. Black Ceramic Round Rolled Edge Slash-Cut Tip; Exits Pass Side Behind Rear Tire  |
| <b>Jeep</b>          |   |
| GIB60-0038           | 2018 Jeep Wrangler JL 3.6L Stainless; 4 in. Tubing; 6 in. Black Ceramic Round Slash-Cut Tip; Exits Pass Side Behind Rear Tire Cat Back Exhaust System   |
| GIB60-0023           | 2010-18 Jeep Wrangler JK 3.6L/3.8L Stainless; 2.50" tubing; 5" Black Ceramic Round Rolled Edge Slash-Cut Tip; Exit is Straight Out the Back   |
| GIB60-0031           | 2007-18 Jeep Wrangler JK 3.6L/3.8L Stainless; 2.50" tubing; 5" Black Ceramic Round Rolled Edge Slash-Cut Tip; Exit is Behind Each Rear Tire   |
| <b>Toyota</b>        |   |
| GIB60-0013           | 2007-18 Toyota Tundra, 4.6L-4.7L-5.4L, CrewMax, Short Bed 5.5' & Double Cab, Standard Bed 6.5", Regular Cab, Standard Bed, Double Cab, Long Bed, Exhaust Single Exhaust Stainless   |

## Dual Split Exhaust

For the enthusiast who wants an awesome look and an aggressive throaty exhaust tone, this dual split rear exhaust bolt-on cat-back exhaust is for you. Gibson's exhaust systems decrease back pressure and produce more torque and increase horsepower! Dual tips exit straight out the back. Works with most bumpers, roll pans, and trailer hitches.



| Part No.                  | Description  |
|---------------------------|--|
| <b>Chevy/GMC/Cadillac</b> |  |
| GIB5560                   | 2002-05 Cadillac Escalade 5.3L Aluminized; 2.25 in. Tubing; 3.5 in. Polished Slash-Cut Tip; Exit Straight Out Back Cat Back  |
| GIB65688                  | 2019 Chevy Silverado/GMC Sierra 1500 5.3L, Crew Cab/Short Bed 5.8" Bed, 2/4WD, Uses Factory Bumper Tips, Factory Dual Rear Exhaust Stainless                                 |
| GIB65689                  | 2019 Chevy Silverado/GMC Sierra 1500 5.3L, Crew Cab/Standard 6.5" Bed, 2/4WD, Uses Nonintegrated Tip Bumpers, Stainless Steel Exhaust System                                 |
| GIB5627                   | 2007-09 GM Silverado/Sierra 1500 4.8/5.3L Aluminized; 2.25" Tubing; 3.5" Polished Round Slash-Cut Tip; Exit Straight Out Back Cat Back Extended/Crew Cab Pickup              |
| GIB5657                   | 2014-18 Silverado/Sierra 1500 5.3L Crew Cab 5"9" Bed Ext. Cab 6"6" Bed; 3" Aluminized Tubing; 4" Polished Rolled Slash Cut Tip; Exit is Straight Out The Back                |
| GIB65657                  | 2014-18 Silverado/Sierra 1500 5.3L Crew Cab 5"9" Bed Ext. Cab 6"6" Bed 3" Polished Rolled Slash Cut-Tip; Exit Straight Out The Back  |
| GIB5561                   | 2001-06 GM Yukon XL 1500 5.3L Aluminized; 2.25" Tubing; 3.5" Polished Slash-Cut Tip; Exit Straight Out Back Cat Back   |
| GIB5561                   | 2002-06 GM Avalanche 1500 5.3L Aluminized; 2.25" Tubing; 3.5" Polished Slash-Cut Tip; Exit Straight Out Back Cat Back  |
| GIB5561                   | 2000-06 GM Suburban 1500 5.3L Aluminized; 2.25" Tubing; 3.5" Polished Slash-Cut Tip; Exit Straight Out Back Cat Back   |
| GIB5560                   | 2000-06 GM Tahoe/Yukon 4.8L Aluminized; 2.25" Tubing; 3.5". Polished Slash-Cut Tip; Exit Straight Out Back Cat Back  |
| <b>Jeep</b>               |  |
| GIB17303                  | 2007-18 Jeep JK, 2.5" Tubing; 3.8L/3.6L, 2DR/4DR, Dual Split Rear Exhaust, Aluminized  |
| GIB617307-B               | 2018 Jeep Wrangler JL 3.6L Stainless; 3" Tubing; 4" Polished Slash Cut Tip; Black Exit Straight Out Back Cat Back Dual Split Rear Exhaust System                             |
| GIB617307                 | 2018 Jeep Wrangler JL 3.6L Stainless; 2.5" Tubing; 4" Polished Slash Cut Tip; Exit Straight Out Back Cat Back Dual Split Rear Exhaust System                                 |
| GIB17303-B                | 2007-18 Jeep Wrangler JK 3.6/L3.8L Aluminized 2.5" Tubing; 4" Black Ceramic Intercooled Round Slash Cut Tips; Exit Straight Out Back Cat Back Dual Split Rear Exhaust System |
| <b>Dodge</b>              |  |
| GIB66568                  | 2014-16 Ram 2500/3500 6.4L 2.5" Stainless Tubing; 4" Stainless Rolled Slash-Cut Tip; Exit Is Straight Out The Back; Cat Back Dual Split Rear Exhaust System Crew Cab Pickup  |
| GIB66570                  | 2019 Ram 1500 Crew Cab, 2.5" Tubing Stainless; Short Bed 5.7"/Quad Cab, Standard Bed 6.4" 5.7L 2/4WD Pickup  |
| GIB66565                  | 2009-18 Ram 1500 Crew Cab, Ext. Cab 5'7" Bed; 2.50" Stainless Tubing, 4" Polished Rolled Slash-Cut Tip; Exit is Straight Out The Back  |
| <b>Ford</b>               |  |
| GIB69538                  | 2009-12 Ford F-150 4.6/5.4L Stainless; 2.5" Tubing; 3.5" Polished Slash-Cut Tip; Exit Straight Out Back Cat Back Extended/Crew Cab Pickup                                    |
| <b>Toyota</b>             |  |
| GIB618808                 | 2007-14 Toyota FJ Cruiser 4.0L Stainless; 2.5 in. Tubing; 3.5 in. Polished Slash-Cut Tip; Exit Straight Out Back   |

## Cat-Back Single Side Exhaust - Exits Behind Rear Tire

| Part No.        | Description  |
|-----------------|--|
| <b>Cadillac</b> |  |
| GIB615534       | 2002-06 Cadillac Escalade 6.0L Stainless; 3" Tubing ; 3.5" Polished Slash-Cut Tip; Exit Behind Rear Tire Cat Back Single Side Exhaust                                    |
| GIB615534       | 2004-05 Cadillac Escalade 5.3L Stainless; 3" Tubing ; 3.5" Polished Slash-Cut Tip; Exit Behind Rear Tire Cat Back Single Side Exhaust                                    |
| <b>Ford</b>     |  |
| GIB619995       | 2001-05 Ford Excursion 5.4/6.8L Stainless; 3" Tubing; 3.5" Polished Slash-Cut Tip; Exit Behind Rear Tire Cat Back Single Side Exhaust                                    |
| <b>GM</b>       |  |
| GIB315547       | 2001-06 GM Silverado/Sierra 2500 HD 6.0/8.1L Aluminized; 4" Tubing; 5". Polished Round Slash-Cut Tip; Exit Behind Rear Tire Cat Back Single Side Exhaust Crew Cab Pickup |
| GIB615534       | 2001-06 GM Yukon 6.0L Stainless; 3" Tubing ; 3.5" Polished Slash-Cut Tip; Exit Behind Rear Tire Cat Back Single Side Exhaust   |
| GIB615523       | 2000-01 GM Silverado/Sierra 2500 6.0L Stainless; 3" Tubing ; 3.5" Polished Slash-Cut Tip; Exit Behind Rear Tire Cat Back Single Side Exhaust Extended Cab Pickup         |
| GIB615567       | 2001-06 GM Silverado/Sierra 2500 HD 6.0L Stainless; 4" Tubing; 5" Polished Slash-Cut Tip; Exit Behind Rear Tire Cat Back Single Side Exhaust Crew Cab Pickup             |
| <b>Jeep</b>     |  |
| GIB617308       | 2018 Jeep Wrangler JL 3.6L Stainless; 3" Tubing; 4" Polished Slash Cut Tip; Exit Behind Rear Tire Cat Back Single Side Exhaust   |
| GIB617308-B     | 2018 Jeep Wrangler JL 3.6L Stainless; 3" Tubing; 4" Polished Slash Cut Tip; Black Exit Behind Rear Tire Cat Back Single Side Exhaust                                     |
| <b>Toyota</b>   |  |
| GIB618802       | 2006-13 Toyota Tacoma 4.0L Stainless; 2.5" Tubing; 3.5" Polished Slash-Cut Tip; Exit Behind Rear Tire Cat Back Single Side Exhaust Extended Cab Pickup                   |
| GIB618814       | 2016-17 Toyota Tacoma 3.5L Stainless; 2.5" Tubing; 4" Polished Slash-Cut Tip; Exit Behind Rear Tire Cat Back Single Side Exhaust   |
| GIB18815        | 2004-19-17 Toyota 4-Runner 4.0L/4.7L 2.50" Aluminized Tubing; 4" Polished Rolled Slash-Cut Tip; Exit is Straight Out The Back  |
| GIB618815       | 2004-19 Toyota 4 Runner 4.0L/4.7L 2.50" Stainless Tubing; 4" Polished Rolled Slash-Cut Tip; Exit is Straight Out The Back  |
| GIB319995       | 2001-05 Excursion 5.4L/6.8L 3" Aluminum Tubing; 3.5" Polished Round Slash-Cut Tip Clamp On; Exits Behind Rear Tire   |
| GIB618814       | 2016-19 Tacoma 3.5L Crew Cab 5' Bed Ext. Cab 6' Bed; 2.50 Stainless Tubing 4" Polished Rolled Slash-Cut Tip; Exits Behind Rear Tire                                      |



## Dual Extreme Exhaust

For the extremist who wants to take their truck to the next level, this dual bolt-on cat-back system is for you. The system exits behind the rear tires at an aggressive angle with a powerful exhaust tone. You will gain bold street looks with powerful dyno tuned and tested street performance gains. If you want Extreme, this system is it!

| Part No.             | Description  |
|----------------------|--|
| <b>Chevrolet/GMC</b> |  |
| GIB5658              | 2014-17 Chevrolet/GMC, 5.3L 3" Tubing, Crew Cab, Double Cab 1500, 5.8'/6.5' Bed, Dual Extreme Exhaust, Aluminized  |
| GIB65652             | 2011-15 Chevrolet/GMC, 6.0L 3" Tubing, Crew Cab, Standard Bed, 2500HD, Dual Extreme Exhaust Stainless  |
| GIB65665             | 2014-18 Chevrolet/GMC Silverado/Sierra 1500, 6.2L, Crew Cab/Ext. Cab 2500HD, 5'9"/6'6" Beds 3.5" Stainless Tubing, 4" Polished Rolled Slash-Cut Tip; Exits Behind Each Rear Tire |
| GIB65652             | 2011-19 Chevrolet/GMC Silverado/Sierra 2500HD 6.0L Crew Cab 6'6" Bed, 3.5" Stainless Tubing; 4" Polished Round Rolled Slash-Cut Tip; Exits Behind Each Rear Tire                 |
| <b>Dodge</b>         |  |
| GIB6500              | 2002-05 Dodge Ram 1500 3.7/4.7/5.9L Aluminized; 2.25 in. Tubing; 3.5 in. Polished Slash-Cut Tip; Exit Behind Each Rear Tire Cat Back Dual Extreme Exhaust Standard/Crew Cab      |
| <b>Hummer</b>        |  |
| GIB612603            | 2008-10 Hummer H3 5.3L Stainless; 2.25 in. 4 in. Polished Slash-Cut Tip; Exit Behind Each Tire Cat Back Dual Extreme Exhaust   |

## Dual Sport Exhaust

### GIB5656

When you want to add a little style to your truck, the Gibson Dual Sport exhaust system offers unique polished stainless steel exhaust tips that finish off the mandrel bent exhaust tubes exiting behind the rear tire for a look that sets your vehicle apart on the street or in the dirt. But aside from styling, the Gibson Dual Sport exhaust system offers excellent performance. Fits 2014-18 Chevrolet/GMC, 5.3L, double cab, standard bed 6.5', 1500.

## Cat-Back Super Truck Exhaust

Experience a race rumble tone combined with a performance boost of 10-15 hp and 15-20 lb-ft. of torque. Cat-back system includes muffler and dual tailpipes with stainless tips. Limited lifetime warranty. Not recommended for towing.

**Note:** Noise level may exceed 95 decibels.

| Part No.     | Description  |
|--------------|--|
| <b>Dodge</b> |  |
| GIB6541      | 2006-08 Dodge Ram 2500 5.7L Aluminized; 2.5 in. Tubing; 6 in. Polished Oblong Slash-Cut Tip; Exit Front Of Rear Tire Crew Cab Pickup                                 |
| <b>GM</b>    |  |
| GIB65639     | 2007-13 GM Silverado/Sierra 1500 4.8/5.3L Stainless; 2.5 in. Tubing; 6 in. Polished Slash-Cut Tip; Exit In Front Of Rear Tire Extended Cab Pickup                    |
| GIB65659     | 2014-18 GM Silverado/Sierra 1500 4.8/5.3L Crew Cab 5'9" Bed Ext. Cab 6'6" Bed; 3" Stainless Tubing; 6" Polished Stainless Rectangle Tip; Exits in Front of Rear Tire |
| <b>Ford</b>  |  |
| GIB9532      | 2004-08 Ford F-150 4.6/5.4L Aluminized; 2.5 in. Tubing; 3.5 in. Polished Slash-Cut Tip; Exit Front Of Rear Tire Extended/Crew Cab Pickup                             |

## Cat-Back Single Straight Rear Exhaust - Exits Straight Out rear

Add a rich, authoritative exhaust tone and boost performance by 10-15 hp and 15-20 lb-ft. of torque. Cat-back system includes muffler and dual tailpipes with stainless tips that exit behind the rear wheel. Limited lifetime warranty.

| Part No.      | Description  |
|---------------|--|
| <b>Jeep</b>   |  |
| GIB17201      | 2000-01 Jeep Cherokee 4.0L Aluminized; 2.5 in. Tubing; 3 in. Polished Slash-Cut Tip; Exit Straight Out The Back            |
| GIB17401      | 2006-10 Jeep Commander 5.7L Aluminized; 3 in. Tubing; 4 in. Polished Round Slash-Cut Tip; Exit Straight Out Back           |
| GIB17805      | 2002-04 Jeep Grand Cherokee 4.0L Aluminized; 2.5 in. Tubing; 3 in. Polished Slash-Cut Tip; Exit Straight Out Back Cat Back |
| GIB617401     | 2007-10 Jeep Commander 5.7L Stainless; 3 in. Tubing; 4 in. Polished Round Slash-Cut Tip; Exit Straight Out Back            |
| <b>Toyota</b> |  |
| GIB618708     | 2005-09 Toyota 4Runner 4.7L Stainless; 2.5 in. Tubing; 3.5 in. Polished Slash-Cut Tip; Exit Straight Out Back Cat Back     |

## Cat-Back Dual Sport Exhaust

Add a rich, authoritative exhaust tone and boost performance by 10-15 hp and 15-20 lb-ft. of torque. Cat-back system includes muffler and dual tailpipes with stainless tips that exit behind the rear wheel. Limited lifetime warranty.

| Part No.  | Description  |
|-----------|--|
| <b>GM</b> |  |
| GIB5626   | 2007-09 GM Silverado/Sierra 1500 4.8/5.3L Aluminized; 2.5 in. Tubing; 4 in. Polished Slash-Cut Tip; Exit Behind Rear Tire Extended/Crew Cab Pickup |

## Axle Back Exhaust System

| Part No.     | Description   |
|--------------|---|
| <b>Dodge</b> |   |
| GIB316006    | 2012-19 Dodge Durango 5.7L Aluminized; 2.25 in. Tubing; 4 in. Round Slash-Cut Tip; Welded On Exit is Straight Out The Back  |
| <b>Ford</b>  |   |
| GIB319693    | 2012-17 Ford Explorer 3.5L Aluminized; 2.25 in. Tubing; 4 in. Round Slash-Cut Intercooled Tip; Exits Behind Rear Tire   |
| <b>Jeep</b>  |   |
| GIB17407     | 2011-19 Jeep Grand Cherokee 3.6/5.7L Aluminized; 2.5 in. Tubing; 4 in. Polished Round Double Wall Slash-Cut Tip; Exit Straight Out The Back   |
| GIB617407    | 2011-18 Jeep Grand Cherokee 3.6/5.7L Stainless; 2.25 in. Tubing; 4 in. Polished Round Double Wall Slash-Cut Tip; Exit Straight Out The Back (Will Only Fit With A Factory Dual Exhaust) |
| GIB17407     | 2011-19 Jeep Grand Cherokee 3.6/5.7L Aluminized; 2.5 in. Tubing; 4 in. Polished Round Double Wall Slash-Cut Tip; Exit Straight Out The Back (Will Only Fit With A Factory Dual Exhaust) |

## Gibson Headers

Unleash full power potential with Gibson direct fit stainless steel headers. Headers bolt to original equipment crossover pipe. The 3/8" thick laser cut flanges and mandrel-bent tubing assure optimum flow. Compatible with lowered or raised vehicles for street or off-road use.



GIBGP301S

| Year                               | Engine     | 2/4WD  | Tube Size | Notes       | Stainless   | Ceramic Coated | Chrome   |
|------------------------------------|------------|--------|-----------|-------------|-------------|----------------|----------|
| <b>Chevrolet/GMC/Cadillac</b>      |            |        |           |             |             |                |          |
| <b>Avalanche</b>                   |            |        |           |             |             |                |          |
| 2002-11                            | 5.3L       | 2/4WD  | 1-5/8"    | 1,27        | GIBGP129S   | GIBGP129S-C    | GIBGP129 |
| <b>Escalade</b>                    |            |        |           |             |             |                |          |
| 2007-13                            | 6.2L       | 2/4WD  | 1-5/8"    | 1,27        | GIBGP129S   | GIBGP129S-C    | GIBGP129 |
| 2002-13                            | 5.3L       | 2/4WD  | 1-5/8"    | 1,27        | GIBGP129S   | GIBGP129S-C    | GIBGP129 |
| 2014-16                            | 6.2L       | 2/4WD  | 1-5/8"    | 13          | GIBGP137S   | GIBGP137S-C    | —        |
| <b>Pickup 5.0L, 5.7L</b>           |            |        |           |             |             |                |          |
| 1996-00                            | 5.0L, 5.7L | 2/4WD  | 1-1/2"    | 1           | GIBGP102S   | —              | —        |
| <b>Silverado/Sierra</b>            |            |        |           |             |             |                |          |
| <b>Silverado/Sierra 3500</b>       |            |        |           |             |             |                |          |
| 2001-03                            | 8.1L       | 1-3/4" | 18,27     | —           | GIBGP131S   | GIBGP315S-C    | —        |
| 2007-13                            | 6.0L       | 2/4WD  | 1-5/8"    | 1,27        | GIBGP129S   | GIBGP129S-C    | GIBGP129 |
| 1999-02                            | 6.0L       | 2/4WD  | 1-5/8"    | 1,13,18, 24 | GIBGP119S   | —              | —        |
| 2014-16                            | 5.3L       | 2/4WD  | 1-3/4"    | 13          | GIBGP137S   | GIBGP137S-C    | —        |
| 2014-16                            | 6.2L       | 2/4WD  | 1-3/4"    | 13          | GIBGP137S   | GIBGP137S-C    | —        |
| <b>Yukon/Denali/Tahoe/Suburban</b> |            |        |           |             |             |                |          |
| 2002-13                            | 4.8L-5.3L  | 2/4WD  | 1-5/8"    | 1,27        | GIBGP129S   | GIBGP129S-C    | GIBGP129 |
| 1996-00                            | 5.7L       | 2/4WD  | 1-1/2"    | 1           | GIBGP102S   | —              | —        |
| 2002-14                            | 4.8L, 5.3L | 2/4WD  | 1-5/8"    | 1,27        | GIBGP129S   | GIBGP129S-C    | GIBGP129 |
| 2015-16                            | 5.3L       | 2/4WD  | 1-3/4"    | 1,27        | GIBGP137S   | GIBGP137S-C    | —        |
| <b>Dodge</b>                       |            |        |           |             |             |                |          |
| <b>Pickup - Dakota</b>             |            |        |           |             |             |                |          |
| 1996-03                            | 5.2L, 5.9L | 2/4WD  | 1-1/2"    | 22          | GIBGP301S   | —              | —        |
| <b>Pickup - Ram</b>                |            |        |           |             |             |                |          |
| 1996-03                            | 5.2L, 5.9L | 2/4WD  | 1-1/2"    | —           | GIBGP301S   | —              | —        |
| <b>Ram 1500</b>                    |            |        |           |             |             |                |          |
| 2004-07                            | 4.7L       | 1-1/2" | —         | —           | GIBGP316S   | —              | GIBGP316 |
| 1996-03                            | 5.9L       | 2/4WD  | 1-1/2"    | 22          | GIBGP301S   | —              | —        |
| <b>Ford</b>                        |            |        |           |             |             |                |          |
| <b>F150/Super Duty</b>             |            |        |           |             |             |                |          |
| 1999-04                            | 6.8L       | 2/4WD  | 1-1/2"    | 18          | GIBGP125S   | —              | —        |
| <b>F150</b>                        |            |        |           |             |             |                |          |
| 2000-04                            | 4.2L       | 1-5/8" | 27        | —           | GIBGP214S   | —              | —        |
| 2004-10                            | 5.4L       |        |           | —           | GIBGP315S-C | GIBGP218S-C    | —        |
| <b>Explorer</b>                    |            |        |           |             |             |                |          |
| 2000-04                            | 4.0L       | 1-1/2" | 18        | —           | GIBGP219S   | —              | —        |
| <b>Jeep</b>                        |            |        |           |             |             |                |          |
| <b>Wrangler</b>                    |            |        |           |             |             |                |          |
| 2007-11                            | 3.8L       | 1-1/2" | —         | —           | GIBGP403S-C | —              | —        |

### Notes:

- Has no air injection
13. New body style
18. With EGR fitting
22. Fits the R/T model
23. Will not fit heavy-duty vehicle
24. 2.5" single with 3" stainless tip
27. Has no EGR

## M.W.A Muffler Series

This unique stainless steel straight-through muffler design allows exhaust gases to flow only 3 CFM less than a straight pipe. The lightweight oval design unit creates a unique and powerful sound while keeping interior drone to a minimum. Made in USA.



| Part No.             | Inlet  | Outlet | Case Width | Case Height | Case Length | Overall Length |
|----------------------|--------|--------|------------|-------------|-------------|----------------|
| <b>Offset/Center</b> |        |        |            |             |             |                |
| GIBBM0101            | 2-1/2" | 2-1/2" | 9"         | 4"          | 14"         | 20"            |
| <b>Center/Center</b> |        |        |            |             |             |                |
| GIBBM0107            | 2-1/2" | 2-1/2" | 9"         | 4"          | 14"         | 20"            |








## Gorilla Hub Covers Sold in Bulk

Gorilla carries a complete line of hub covers. Triple chrome plated or stainless steel (designated by an SS after the part number), they will look good for years to come. All measurements are outside diameter.



## Small Diameter Lug Nuts

Thread size is stamped on every lug nut for easy identification. The external pattern design produces better torque and prevents breakage. SD lugs are heat-treated. Bulge seat unless noted.

| Thread Size      | Description  | 20 Lug Nut Kit with Socket | 24 Lug Nut Kit with Socket | 32 Lug Nut Kit with Socket |
|------------------|--------------|----------------------------|----------------------------|----------------------------|
| 12 x 1.25        | Black Chrome | GOR21123BC                 | —                          | —                          |
|                  | Chrome       | GOR21133HT                 | GOR21134HT                 | —                          |
| 12 x 1.50        | Black Chrome | GOR21133BC                 | GOR21134BC                 | —                          |
|                  | Chrome       | GOR21183HT                 | —                          | —                          |
| 1/2              | Black Chrome | GOR21183BC                 | —                          | —                          |
|                  | Chrome       | GOR26143HT                 | GOR26144HT                 | GOR26145HT                 |
| 14 x 1.50 Duplex | Black Chrome | —                          | GOR26144BC                 | —                          |
|                  | Chrome       | GOR26103HT                 | GOR26104HT                 | GOR26105HT                 |
| 14 x 2.0 Duplex  | Black Chrome | —                          | GOR26144BC                 | —                          |
| 14 x 1.50 Duplex | Chrome       | —                          | GOR26144HT                 | —                          |



## Power Wrench


Remove even the toughest lug nuts with the Power Wrench. The telescopic 22" hardened steel handle provides ample leverage and collapses to 14" for easy storage.



| Part No. | Description   |
|----------|---|
| GOR1334  | Power Wrench, Includes (2) Thin Wall Sockets (3/4" & 13/16") And 3" Extension                 |
| GOR1721  | Power Wrench, Includes Dual Sockets, (1) For 17mm & 19mm (3/4"), (1) For 13/16" & 23mm (7/8") |

## Valve Stems


Gorilla valve stems are available in six different configurations to fit a variety of installations.



| Part No.   | Description                        |
|------------|------------------------------------|
| GORVS401-C | Bolt-in Outer Mount Style - 4 Pack |
| GORVS402-C | Bolt-in Inner Mount Style - 4 Pack |
| GORVS403-C | Bolt-in Angle Style - 4 Pack       |
| GORVS404-C | Pull-thru Chrome - Short - 4 Pack  |
| GORVS413   | Pull-thru Rubber - 100 Pack        |
| GORVSC-C   | Chrome Valve Stem Cap - 4 Pack     |

## Thin Wall Sockets

| Part No.   | Description |
|------------|-------------|
| GOR34SKT   | 3/4"        |
| GOR1316SKT | 13/16"      |



## Replacement Washers for Mag-Style Lug Nuts

Mag-style lug nuts also require the proper washers for safe installation on a vehicle. Gorilla offers several styles to fit every need, even some hard-to-find washers for wheels that have been out of production for many years. All are chrome plated unless otherwise noted.

| Part No.  | Description   |
|-----------|---|
| GOR79900B | Standard Mag Washer - Zinc Coated - 5 Pack          |
| GOR79901B | Duplex Mag Washer - Zinc Coated - 5 Pack            |
| GOR79903B | Short Shank Mag Washer - Zinc Coated - 5 Pack       |
| GOR79905B | Keystone Mag Washer - Offset - Zinc Coated - 5 Pack |
| GOR79912B | Cragar Mag Washer - Centered - Chrome - 5 Pack      |
| GOR79913B | Cragar Mag Washer - Offset - Chrome - 5 Pack        |



## Wheel Locks

The Gorilla wheel lock has a unique external security pattern using a precise lock and key engagement and is made from hardened steel & triple chrome plated for lasting beauty. 4 pack unless noted.


| Part No.    | Description                         |
|-------------|-------------------------------------|
| GOR71481NB5 | 1/2" -20 Chrome 5 Pack              |
| GOR71631N   | 12 x 1.50" Chrome                   |
| GOR71631NBC | 12 x 1.50" Black Chrome             |
| GOR71641N   | 14 x 1.5 Chrome                     |
| GOR71641NBC | 14 x 1.5 Black Chrome               |
| GORG218S    | 14 x 2.0 Chrome                     |
| GOR96644BDX | 14 x 1.5 Bulge Black Chrome 24 Pcs. |
| GOR96644DX  | 14 x 1.5 Bulge Chrome 24 Pcs.       |





## Lug Nuts - Sold in 4 Packs

Gorilla stocks over 200 different styles and sizes of lug nuts. Among these are specialty lugs and washers for aftermarket wheels such as Cragar, Key-stone, appliance and E-T. They also manufacture "bulge" style acorn nuts which provide 60% more surface area than a standard acorn lug nut. The Gorilla Bulge Acorn nut is designed for aluminum wheels without a steel insert, where seating surface is critical. (Bulge nuts can be used in all applications that require an acorn nut). 4 pack unless noted.



| Size        | A<br>13/16" Hex<br>Cragar<br>SST | B<br>7/8" Hex<br>Duplex Acorn<br>X-Long | C<br>7/8" Hex<br>Duplex<br>Acorn | D<br>13/16"<br>Hex Acorn<br>Bulge Seat | E<br>13/16"<br>Hex<br>Acorn | F<br>13/16" Hex<br>Short<br>Shank | G<br>7/8" Hex<br>Duplex Mag | H<br>13/16" Hex<br>Extended<br>Mag | I<br>13/16" Hex<br>Standard<br>Mag | J<br>Acorn<br>Bulge<br>3/4" | K<br>Acorn Bulge<br>Extra Long<br>3/4" |
|-------------|----------------------------------|---|----------------------------------|--|-----------------------------|-----------------------------------|-----------------------------|------------------------------------|------------------------------------|-----------------------------|--|
| 12mm x 1.25 | —                                | —                                       | —                                | —                                      | GOR71127B                   | —                                 | —                           | —                                  | —                                  | —                           | —                                      |
| 12mm x 1.50 | GOR84137B                        | —                                       | —                                | —                                      | GOR71137B                   | GOR72137B                         | —                           | GOR74137B                          | GOR73137B                          | GOR41137B                   | —                                      |
| 14mm x 1.50 | GOR84147B                        | —                                       | GOR76147B                        | GOR91147B                              | GOR71147B                   | —                                 | GOR75147B                   | —                                  | GOR73147B <sup>3</sup>             | GOR41147B                   | GOR41147XLB <sup>6</sup>               |
| 14mm x 1.50 | —                                | —                                       | GOR66147BDX<br>GOR66147DX        | —                                      | —                           | —                                 | —                           | —                                  | —                                  | —                           | —                                      |
| 7/16"       | GOR84177B                        | —                                       | —                                | GOR91177B                              | GOR71177B                   | —                                 | —                           | GOR74177B                          | GOR73177B                          | —                           | —                                      |
| 1/2"        | GOR84187B                        | —                                       | GOR76187B                        | GOR91187XLB <sup>5</sup><br>GOR91187B  | GOR71187B                   | GOR72187B                         | GOR75187B                   | GOR74187B                          | GOR73187B                          | GOR41187B                   | GOR41187XLHTB                          |
| 9/16"       | —                                | GOR75197XLB                             | GOR76197B                        | —                                      | —                           | —                                 | GOR75197B                   | —                                  | —                                  | —                           | GOR41197XLHTB <sup>6</sup>             |
| 12mm x 1.75 | —                                | —                                       | —                                | —                                      | —                           | —                                 | —                           | —                                  | —                                  | —                           | —                                      |
| 14mm x 2.00 | —                                | —                                       | —                                | GOR91107B<br>GOR91107XLB <sup>5</sup>  | —                           | —                                 | —                           | —                                  | —                                  | —                           | GOR41107XLHTB <sup>5</sup>             |

\* 7/8" Hex HT: Heat Treated 3. 7/8" Hex, Shank Diameter .740" 6. 1.9" Long



## Revolution Series Airbag Steering Wheels

These steering wheels give enthusiasts the freedom to customize the vehicle's interior without the concern of eliminating the airbag safety system. Simply remove the OEM airbag assembly and stock steering wheel (following the detailed instructions Grant provides), then install the Revolution steering wheel and airbag assembly back onto vehicle. Installation takes less than an hour.



| Year             | Model  | Black Leather<br>Wrapped | Camo Wrapped |
|------------------|--|--------------------------|--------------|
| <b>Chevrolet</b> |  |                          |              |
| 1998-02          | Full-Size C/K Pickup, Tahoe, Van, Suburban, Yukon, Avalanche, Yukon XL, Denali | GRT61034                 | —            |
| 1998-04          | Astro/Safari Van with New Generation airbag                                    |                          |              |
| 1999-04          | S10/S15 Pickup, Sonoma   |                          |              |
| 1999-01          | Blazer, Envoy, Jimmy, Bravada  |                          |              |
| 2007-08          | Express Van (old body)   | GRT61037                 | GRT61038     |
| 2003-06          | Silverado, Pickup, Avalanche, Suburban, Tahoe, Express Van                     |                          |              |
| 2002-09          | Trailblazer  | GRT61047                 | —            |
| 2007-13          | Silverado, Pickup, Avalanche, Suburban, Tahoe                                  |                          |              |
| 2008-13          | Express Van (new body style)   |                          |              |
| 2007-13          | Silverado, Pickup, Avalanche, Suburban, Tahoe                                  | —                        | GRT61048     |
| 2008-13          | Express Van (new body style)   |                          |              |
| <b>Ford</b>      |  |                          |              |
| 1997-04          | F150 Pickup, F250 Light-Duty On Heritage cruise control only                   | GRT52105                 | GRT61035     |
| 1999-07          | F150 Pickup, F250 Light-Duty On Heritage cruise control only                   |                          | —            |
| 1997-02          | Expedition with cruise control only  |                          | GRT61035     |
| <b>GMC</b>       |  |                          |              |
| 2002-09          | Envoy  | —                        | GRT61038     |
| 2007-08          | Savana Van (old body style)  | GRT61037                 | GRT61038     |
| 2003-06          | Sierra Pickup, Yukon, Yukon XL, Denali, Savana Van                             |                          |              |
| 2007-13          | Sierra Pickup, Yukon, Yukon XL, Denali, Savana Van (new body style)            | GRT61047                 | GRT61048     |
| 2008-13          | Savana Van (new body style)  |                          |              |
| <b>Hummer</b>    |  |                          |              |
| 2007-13          | H2 (new body style)  | GRT61047                 | GRT61048     |
| <b>Dodge</b>     |  |                          |              |
| 2004-08          | Full-Size Ram  | GRT64037                 | —            |
| 2004-10          | Durango, Dakota  |                          |              |
| <b>Cadillac</b>  |  |                          |              |
| 2003-2006        | Escalade, Escalade EXT, Escalade ESV (old body style)                          | GRT61037                 | GRT61038     |
| 2007-2013        | Escalade, Escalade EXT, Escalade ESV (new body style)                          | GRT61047                 | GRT61048     |

## Limit Straps NEW!



These universal limit straps help protect off-road suspensions by preventing over-extension of suspension components in rough terrain. Black. 8" - 40" lengths. Sold individually. 1-7/8" wide. Mounting hole is 1/2".

| Part No. | Description |
|----------|-------------|
| GRT8608  | 8"          |
| GRT8610  | 10"         |
| GRT8612  | 12"         |
| GRT8614  | 14"         |
| GRT8616  | 16"         |
| GRT8618  | 18"         |
| GRT8620  | 20"         |
| GRT8622  | 22"         |
| GRT8624  | 24"         |
| GRT8626  | 26"         |
| GRT8628  | 28"         |
| GRT8630  | 30"         |
| GRT8636  | 36"         |
| GRT8640  | 40"         |



# GRYPMAT®

## Non-Slip Tool Mats **NEW VENDOR**

These orange high-performance, non-magnetic, anti-static rubber tool mats are manufactured with a unique chemistry that keeps them from slipping or sliding on any surface they are placed, while still allowing for easy removal. Being extremely flexible, the Grypmat can be bent, folded, or rolled, and will always return to its original shape. Manufactured from a polymer-silicone blend with specific properties make these tool mats resistant to all types of chemicals along with being flame-resistant. Available in three different configurations/sizes.



| Part No.                      | Description   |
|-------------------------------|---|
| <a href="#">GRYRFGM-CR01S</a> | Grypmat Tool Mat, 12" x 22", One Large And Four Small Compartments              |
| <a href="#">GRYRFGM-CR03S</a> | Grypmat Tool Mat, 6" x 12", Six Individual Compartments                         |
| <a href="#">GRYRFGM-CR02S</a> | Grypmat Tool Mat, 8" x 12", One Large Area For Tools And Two Small Compartments |
| <a href="#">GRYRFGM-TP3</a>   | Trio Pack, One Each Of All Three Sizes  |



## Street Pads

### Performance Ceramic - Compound Code "Z"

Specially formulated ceramic composite developed to match the ultra-low dust, low-noise performance of stock ceramic brake pads. Performance Ceramic pads feature fade-resistant linear friction profiles that produce improved braking characteristics over stock, with smooth engagement. Performance Ceramic - quiet, clean, and fast stopping.

### LTS - Light Truck and SUV - Compound Code "Y"

Heavier vehicles with larger brake systems are more likely to generate higher temperatures, requiring a brake pad that has excellent heat dissipation characteristics. The new LTS (Light Truck & SUV) brake pad compound utilizes Hawk Performance's established and proven ferro-carbon formulation for superior stopping power, with no noise or dust, on full-size, light trucks, SUVs, and vans.

### SuperDuty - Severe-Duty Truck Brake Pads - Compound Code "P"

Unmatched braking performance under high inertia and/or repetitive braking situations. For safe driving with heavy payloads it is critical to have brakes that operate properly. Heavy fleet trucks and light trucks and SUVs carrying heavy tow loads generate high braking temperatures. Higher temperatures contribute to premature brake pad and rotor wear. Hawk Performance's SuperDuty product is a sophisticated material that has an extremely high coefficient of friction for maximum truck and SUV stopping power with excellent high-temperature heat dissipation.

### CALL FOR APPLICATIONS



## Light Truck Sector 27 Performance Brake Rotors And Pads **NEW!**

These beveled, drilled, and round-slotted brake rotors are designed to provide added cooling under extreme conditions. The design allows for harder, more precise braking with temperatures lowered as much as 180°F. The zinc-silver plating reduces rust for longer life and enhanced appearance. The rotors are sold in pairs with Hawk Performance LTS (Light Truck SUV) brake pads. Available as front or rear sets.



| Part No.                        | Description                  |
|---------------------------------|------------------------------|
| <b>Chevy</b>                    |                              |
| <a href="#">HAWHKC4390.323Y</a> | 1999-07, 1500, Front         |
| <a href="#">HAWHKC4403.561Y</a> | 2008-13, 1500, Front         |
| <a href="#">HAWHKC4391.324Y</a> | 1999-00, 1500, Rear          |
| <a href="#">HAWHKC4395.385Y</a> | 2001-07, 1500, Rear          |
| <a href="#">HAWHKC4406.568Y</a> | 2008-13, 1500, Rear          |
| <a href="#">HAWHKC4392.322Y</a> | 1999-04, 2500, Front         |
| <a href="#">HAWHKC4394.323Y</a> | 1999-04, 2500, Rear          |
| <b>Dodge</b>                    |                              |
| <a href="#">HAWHKC4448.299Y</a> | 2002-14, Ram 1500, Front     |
| <a href="#">HAWHKC4450.514Y</a> | 2002-14, Ram 1500, Rear      |
| <b>Ford</b>                     |                              |
| <a href="#">HAWHKC4346.299Y</a> | 2001-04, F-150, Front        |
| <a href="#">HAWHKC4356.455Y</a> | 2005-08, F-150, Front, 6-Lug |
| <a href="#">HAWHKC4357.455Y</a> | 2005-08, F-150, Front, 7-Lug |
| <a href="#">HAWHKC4344.301Y</a> | 1999-04, F-150, Rear         |
| <a href="#">HAWHKC4360.456Y</a> | 2005-11, F-150, Rear         |

## Talon High-Performance Street Rotors **NEW!**

Direct-replacement, high-performance Talon brake rotors provide a significant improvement in braking. Black-finished rotors are drilled and include a proprietary DTC covered slot design for reduced brake temperatures and increased durability. Engineered to fit the vehicle's current braking system without modifications. Sold in axle sets.



| Part No.                   | Application   |
|----------------------------|---|
| <b>Ford</b>                |   |
| <a href="#">HAWHTC4254</a> | 2010-16 Ford F150, Front, 13.78" O.D. x 1.95" Thick                         |
| <b>GM</b>                  |   |
| <a href="#">HAWHTC4403</a> | 2005-16 GM Full Size SUV/Truck, Front, 12.99" O.D. x 2.17" Thick            |
| <a href="#">HAWHTC4390</a> | 1999-06 GM Full Size SUV/Truck, Front, 12.01" O.D. x 2.29" Thick            |
| <a href="#">HAWHTC4406</a> | 2007-16 GM 1500, Rear, 13.58" O.D. x 3.37" Thick                            |
| <a href="#">HAWHTC4391</a> | 1999-06 GM 1500, Rear, 12.76" O.D. x 3.37" Thick                            |
| <b>Jeep</b>                |   |
| <a href="#">HAWHTC4470</a> | 2007-16 Jeep Wrangler, Front, 11.89" O.D. x 2.17" Thick                     |
| <a href="#">HAWHTC4242</a> | 2007-16 Jeep Wrangler, Rear, 12.44" O.D. x 3.01" Thick                      |
| <b>Toyota</b>              |   |
| <a href="#">HAWHTC4918</a> | 2005-15 Toyota Tacoma, Front, 12.56" O.D. x 2.66" Thick                     |
| <a href="#">HAWHTC4977</a> | 2007-16 Toyota Tundra, Front, 13.94" O.D. x 3.28" Thick                     |
| <a href="#">HAWHTC5011</a> | 2007-19 Toyota Tundra/Land Cruiser/Sequoia, Rear, 13.58" O.D. x 3.00" Thick |



Hedman Hedderts will increase power and mileage, and are covered by a lifetime guarantee. Sets include gaskets, bolts and reducers. Hedderts listed are painted black. Hedderts are also available with HTC coating or Elite with 3/8" flanges and 14-gauge tubing.



## 2 Wheel Drive Hedderts

| Year  | Engine               | Black Painted Hedder Part No. | HTC Hedder Part No. | Elite Part No. | Replacement Gasket | Footnotes See Page 92                               | A/C | P/S | Transmission |           |           |           | Emissions Footnotes on Page 92 | Tube And Collector Size |
|---|----------------------|-------------------------------|---------------------|----------------|--------------------|---|-----|-----|--------------|-----------|-----------|-----------|--------------------------------|-------------------------|
|   |                      |                               |                     |                |                    |   |     |     | Auto Col.    | Auto Fir. | Std. Col. | Std. Fir. |                                |                         |
| <b>Chevrolet/GMC</b>  |                      |                               |                     |                |                    |   |     |     |              |           |           |           |                                |                         |
| <b>1500-3500, Avalanche, Sierra, Silverado, Cadillac, Escalade EXT</b>          |                      |                               |                     |                |                    |   |     |     |              |           |           |           |                                |                         |
| 1996-00   | 5.7L Vortec          | HED69650                      | —                   | —              | HED27520           | 0, 15, 225 Replacement Part                         | Y   | Y   | Y            | Y         | N/A       | Y         | (X)                            | 1-1/2", Stock           |
| 1999-03   | 4.8L, 5.3L (1/2 Ton) | HED69681                      | —                   | —              | HED27470           | 0, 15, 225 Replacement Part With E.G.R. & A.I.R.    | Y   | Y   | Y            | Y         | N/A       | Y         | (X)                            | 1-5/8", Stock           |
| 1999-07   | 4.8L, 5.3L, 6.0L     | HED69690                      | HED69696            | —              | HED27470           | 0, 15, 225 Replacement Part Without E.G.R.          | Y   | Y   | Y            | Y         | N/A       | Y         | (X)                            | 1-5/8", Stock           |
| 2001-06   | 8.1L (3/4 Ton)       | HED62700*                     | —                   | —              | —                  | 0, 127, 225, Replacement Part                       | Y   | Y   | Y            | Y         | N         | Y         | (X)                            | 1-3/4", Stock           |
| <b>1500-2500, Suburban, Tahoe, Denali, Yukon, XL, Cadillac Escalade And ESV</b> |                      |                               |                     |                |                    |   |     |     |              |           |           |           |                                |                         |
| 1996-00   | 5.7L Vortec          | HED69650                      | —                   | —              | HED27520           | 0, 15, 225 Replacement Part                         | Y   | Y   | Y            | Y         | N/A       | Y         | (X)                            | 1-1/2", Stock           |
| 1999-03   | 4.8L, 5.3L, 6.0L     | HED69681                      | —                   | —              | HED27470           | 0, 15, 225 Replacement Part With E.G.R. & A.I.R.    | Y   | Y   | Y            | Y         | N/A       | Y         | (X)                            | 1-5/8", Stock           |
| 1999-07   | 4.8L, 5.3L, 6.0L     | HED69690                      | HED69696            | —              | HED27470           | 0, 15, 225 Replacement Part With And Without E.G.R. | Y   | Y   | Y            | Y         | N/A       | Y         | (X)                            | 1-5/8", Stock           |
| <b>S-10, S-15 - Engine Swap Headers</b>   |                      |                               |                     |                |                    |   |     |     |              |           |           |           |                                |                         |
| 1982-04   | 283-400              | HED69520                      | —                   | HED69528       | HED27500           | 15, 45, 51, 147, 212                                | Y   | Y   | N            | Y         | N         | Y         | (B) (D)                        | 1-5/8", 2-1/2"          |
| 1982-04   | 283-400, V8          | HED69530                      | —                   | —              | HED27500           | 15, 45, 103, 147, 212                               | Y   | Y   | N            | Y         | N         | N         | (B) (D)                        | 1-5/8", 2-1/2"          |
| 1982-04   | LS 4.8, 5.3, 6.0     | HED68540                      | —                   | —              | —                  | 45, 51  | Y   | Y   | N            | Y         | N         | Y         |                                | 1-1/2", 2-1/2"          |
| <b>Dodge</b>  |                      |                               |                     |                |                    |   |     |     |              |           |           |           |                                |                         |
| <b>1500, 2500 Pickup</b>  |                      |                               |                     |                |                    |   |     |     |              |           |           |           |                                |                         |
| 2003-07   | 5.7L Hemi (1500)     | HED79580                      | —                   | —              | HED27490           | 0, 225 Replacement Part                             | Y   | Y   | Y            | Y         | N         | Y         | (A)                            | 1-1/2", Stock           |
| 2003-07   | 5.7L Hemi (1500)     | HED72580*                     | —                   | —              | —                  | 0, 225, Stock Replacement                           | Y   | Y   | Y            | Y         | N         | Y         |                                | 1-1/2", Stock           |
| 2003-07   | 5.7L Hemi (1500)     | —                             | —                   | —              | HED27490           | 1,6,45,225, Full Length                             | Y   | Y   | Y            | Y         | N         | Y         | (B) (D)                        | 1-5/8", 3"              |
| <b>Ford</b>   |                      |                               |                     |                |                    |   |     |     |              |           |           |           |                                |                         |
| <b>F150, F250 (Non-Super Duty)</b>  |                      |                               |                     |                |                    |   |     |     |              |           |           |           |                                |                         |
| 1997-04   | 4.6L                 | HED89490                      | —                   | —              | HED27450           | 0, 38, 225 Replacement Part                         | Y   | Y   | Y            | Y         | N         | Y         | (X)                            | 1-1/2", Stock           |
| 1997-04   | 5.4L (2V)            | HED89600                      | —                   | —              | HED27450           | 0, 38, 225 Replacement Part                         | Y   | Y   | Y            | Y         | N         | Y         | (X)                            | 1-1/2", Stock           |
| 2004-10   | 5.4L (3V)            | HED82630*                     | HED82636*           | —              | HED27450           | 0, 38, 225 Replacement Part                         | Y   | Y   | Y            | Y         | N         | Y         | (A)                            | 1-1/2", Stock           |
| <b>F150, F250, F350 (Non-Super Duty)</b>  |                      |                               |                     |                |                    |   |     |     |              |           |           |           |                                |                         |
| 1999-05   | 6.8L, V10            | HED89660                      | HED89666            | —              | HED27580           | 0, 144, 225 Replacement Part, Super Duty            | Y   | Y   | Y            | N         | N         | N         | (A)                            | 1-1/2", Stock           |
| <b>Expedition</b>   |                      |                               |                     |                |                    |   |     |     |              |           |           |           |                                |                         |
| 1997-02   | 4.6L                 | HED89490                      | —                   | —              | HED27450           | 0, 160, 225 Replacement Part                        | Y   | Y   | Y            | Y         | N         | Y         | (X)                            | 1-1/2", Stock           |
| 1997-02   | 5.4L (2V)            | HED89600                      | —                   | —              | HED27450           | 0, 160, 225 Replacement Part                        | Y   | Y   | Y            | Y         | N         | Y         | (A)                            | 1-5/8", Stock           |

## 4 Wheel Drive Hedderts

| Year   | Engine               | Painted Hedder Part No. | HTC Hedder Part No. | Elite Part No. | Replacement Gasket | Footnotes See Page 92                            | A/C | P/S | Transmission |           |           |           | Emissions Footnotes Pg. 92 | Tube And Collector Size |
|--|----------------------|-------------------------|---------------------|----------------|--------------------|--|-----|-----|--------------|-----------|-----------|-----------|----------------------------|-------------------------|
|  |                      |                         |                     |                |                    |  |     |     | Auto Col.    | Auto Fir. | Std. Col. | Std. Fir. |                            |                         |
| <b>Chevrolet/GMC</b>   |                      |                         |                     |                |                    |  |     |     |              |           |           |           |                            |                         |
| <b>1500-3500, Avalanche, Sierra, Silverado, Cadillac, Escalade EXT</b> |                      |                         |                     |                |                    |  |     |     |              |           |           |           |                            |                         |
| 1996-00  | 5.7L Vortec          | HED69650                | —                   | —              | HED27520           | 0, 15, 225 Replacement Part                      | Y   | Y   | Y            | Y         | N/A       | Y         | (X)                        | 1-1/2", Stock           |
| 1999-03  | 4.8L, 5.3L, 6.0L     | HED69680                | HED69686            | —              | HED27470           | 0, 15, 225 Replacement Part With E.G.R.          | Y   | Y   | Y            | Y         | N/A       | Y         | (X)                        | 1-5/8", Stock           |
| 1999-03  | 4.8L, 5.3L (1/2 Ton) | HED69681                | —                   | —              | HED27470           | 0, 15, 225 Replacement Part With E.G.R. & A.I.R. | Y   | Y   | Y            | Y         | N/A       | Y         | (X)                        | 1-5/8", Stock           |
| 2001-07  | 4.8L, 5.3L, 6.0L     | HED69690                | HED69696            | —              | HED27470           | 0, 223, Replacement Part Without E.G.R.          | Y   | Y   | Y            | Y         | N/A       | Y         | (X)                        | 1-5/8", Stock           |
| 2001-06  | 8.1L (3/4-1 Ton)     | HED62700                | HED62706            | —              | HED27500           | 0, 225 Replacement Part                          | Y   | Y   | Y            | Y         | N/A       | Y         | (A)                        | 1-3/4", Stock           |
| 1997-02  | 4.6L                 | HED89490                | —                   | —              | HED27450           | 0, 160, 225 Replacement Part                     | Y   | Y   | Y            | Y         | N         | Y         | (X)                        | 1-1/2", Stock           |
| 1997-02  | 5.4L (2V)            | HED89600                | HED89606            | —              | HED27450           | 0, 160, 225 Replacement Part                     | Y   | Y   | Y            | Y         | N         | Y         | (A)                        | 1-5/8", Stock           |
| 1996-00  | 5.7L Vortec          | HED69650                | —                   | —              | HED27520           | 0, 15, 225 Replacement Part                      | Y   | Y   | Y            | Y         | N/A       | Y         | (X)                        | 1-1/2", Stock           |
| 1999-03  | 4.8L, 5.3L, 6.0L     | HED69680                | HED69686            | —              | HED27470           | 0, 15, 225 Replacement Part With E.G.R.          | Y   | Y   | Y            | Y         | N         | Y         | (X)                        | 1-5/8", Stock           |
| 1999-03  | 4.8L, 5.3L           | HED69681                | —                   | —              | HED27470           | 0, 15, 225 Replacement Part With E.G.R. & A.I.R. | Y   | Y   | Y            | Y         | N/A       | Y         | (X)                        | 1-5/8", Stock           |

(Continued on page 92)



## 4 Wheel Drive Hedderts (Cont.)

| Year                                     | Engine                | Painted Hedder Part No. | HTC Hedder Part No. | Elite Part No. | Replacement Gasket | Footnotes                                       | A/C | P/S | Transmission |           |           |           | Emissions See Below | Tube And Collector Size |
|--|-----------------------|-------------------------|---------------------|----------------|--------------------|---|-----|-----|--------------|-----------|-----------|-----------|---------------------|-------------------------|
|  |                       |                         |                     |                |                    |   |     |     | Auto Col.    | Auto Fir. | Std. Col. | Std. Fir. |                     |                         |
| <b>Chevrolet/GMC</b>                     |                       |                         |                     |                |                    |   |     |     |              |           |           |           |                     |                         |
| 1999-07                                  | 4.8L, 5.3L, 6.0L      | HED69690                | HED69696            | —              | HED27470           | 0, 223 Replacement Part With And Without E.G.R. | Y   | Y   | Y            | Y         | N/A       | Y         | (X)                 | 1-5/8", Stock           |
| 2001-06                                  | 8.1L Vortec (3/4 Ton) | HED62700                | HED62706            | —              | HED27550           | 0, 225 Replacement Part With And Without E.G.R. | Y   | Y   | Y            | Y         | N/A       | Y         | (X)                 | 1-5/8", Stock           |
| <b>Hummer 2</b>                          |                       |                         |                     |                |                    |   |     |     |              |           |           |           |                     |                         |
| 2002-05                                  | 6.0L                  | HED69690                | HED69696            | —              | HED27470           | 0, 223 Replacement Part With And Without E.G.R. | Y   | Y   | Y            | Y         | N/A       | Y         | (X)                 | 1-5/8", Stock           |
| <b>Dodge</b>                             |                       |                         |                     |                |                    |   |     |     |              |           |           |           |                     |                         |
| <b>Ram Pickups</b>                       |                       |                         |                     |                |                    |   |     |     |              |           |           |           |                     |                         |
| 2003-07                                  | 5.7L Hemi (1500 Only) | HED79580                | HED79586            | —              | HED27490           | 0, 225 Replacement Part                         | Y   | Y   | Y            | Y         | N         | Y         | (A)                 | 1-1/2", Stock           |
| 2003-07                                  | 5.7L Hemi (1500 Only) | HED72580                | —                   | —              | —                  | 0, 225, Stock Replacement                       | Y   | Y   | Y            | Y         | N         | Y         | —                   | 1-1/2", Stock           |
| <b>Ford</b>                              |                       |                         |                     |                |                    |   |     |     |              |           |           |           |                     |                         |
| <b>F150, F250, F350 (Non-Super Duty)</b> |                       |                         |                     |                |                    |   |     |     |              |           |           |           |                     |                         |
| 1997-04                                  | 4.6L                  | HED89490                | —                   | —              | HED27450           | 0, 225 Replacement Part                         | Y   | Y   | Y            | Y         | N         | Y         | (X)                 | 1-1/2", Stock           |
| 1998-04                                  | 5.4L (2V)             | HED89600                | HED89606            | —              | HED27450           | 0, 160, 225 Replacement Part                    | Y   | Y   | Y            | Y         | N         | Y         | (A)                 | 1-5/8", Stock           |
| 2004-07                                  | 5.4L (3V)             | HED82630                | HED82636            | —              | HED27450           | 0, 38, 225 Replacement Part                     | Y   | Y   | Y            | Y         | N         | Y         | (A)                 | 1-1/2", Stock           |
| <b>F250, F350 (Super Duty)</b>           |                       |                         |                     |                |                    |   |     |     |              |           |           |           |                     |                         |
| 1999-05                                  | 6.8L, V10             | HED89660                | HED89666            | —              | HED27580           | 0, 144, 225 Replacement Part                    | Y   | Y   | Y            | N         | N         | N         | (A)                 | 1-1/2", Stock           |
| <b>Expedition</b>                        |                       |                         |                     |                |                    |   |     |     |              |           |           |           |                     |                         |
| 1997-02                                  | 4.6L                  | HED89490                | —                   | —              | HED27450           | 0, 160, 225 Replacement Part                    | Y   | Y   | Y            | Y         | N         | Y         | (X)                 | 1-1/2", Stock           |
| 1997-02                                  | 5.4L (2V)             | HED89600                | HED89606            | —              | HED27450           | 0, 160, 225 Replacement Part                    | Y   | Y   | Y            | Y         | N         | Y         | (A)                 | 1-5/8", Stock           |

\* - Stainless Steel

0 - T.E.M.S.™ Tubular Exhaust Manifold System.

1 - Without smog injection or injection heads

6 - Modifications to stock exhaust required to retain catalytic converter.

15 - Shortie style hedder

38 - 16-gauge tubing

45 - Not legal for sale or use in California on pollution controlled vehicles

51 - Under chassis exit

144 - Complete y-pipe to single catalytic converter.

147 - Must use Trans-Dapt Performance motor mount kit, TRA9906.

160 - Early chassis only.

212 - Elite replacement gasket, HED27520.

225 - Use with a Trans-Dapt throttle body spacer.

**Emission Footnotes:**

A- This hedder has been submitted to the California Air Resources Board for criteria and exemption approval. Pending approval, the E.O. # should be available soon.

B- Not applicable or intended for street or highway use. Legal only for racing vehicles which may never be used upon a highway, check footnotes also.

D- Not legal for sale or use in California

X- T.E.M.S. (Tubular Exhaust Manifold Systems) are 50 state legal for years listed in catalog only.



## Suspension Aids Heavy-Duty Helper Springs



High quality, alloy steel helper springs will add up to 2,500 (LP-25) or 3,500 (LP-35) lbs. to the load capacity of trucks, SUVs, and vans. Progressive rate springs are adjustable to keep ride soft when vehicle is unloaded and firmer as load increases. Lifetime warranty. Order one mount kit with each leaf kit.

| Year  | Application  | LP-25 Progressive Kits | LP-35 Progressive Kits | 2-1/2" Mount Kit      | 3" Mount Kit |
|---|--|------------------------|------------------------|-----------------------|--------------|
| <b>Chevrolet/GMC - Order One Kit And One Mounting Kit</b> |  |                        |                        |                       |              |
| 1999-06   | Silverado And Sierra 4x2 Pickup  | HEL2510                | —                      | HEL25250              | —            |
| 1999-06   | Silverado And Sierra 4x4 Pickup  | HEL2515                | —                      | HEL25250              | —            |
| 2007  | Silverado Classic And Sierra Classic 2x4 Pickup <sup>1</sup>   | HEL2510                | —                      | HEL25250 <sup>4</sup> | —            |
| 2007-13   | Silverado And Sierra 1500 2x4, 4x4 Pickup  | HEL2515                | —                      | HEL25250              | —            |
| 2001-06   | 2500 & 3500 LD 4x2, 4x4 Pickup   | HEL2515                | —                      | HEL25250              | —            |
| 1969-01   | Full size Blazer, Yukon, Suburban, Denali And Escalade <sup>6</sup>                                  | HEL2510 <sup>9</sup>   | —                      | HEL25250              | —            |
| 2001-10   | 2500-3500 Heavy Duty 2x4, 4x4 Pickup <sup>5</sup>  | HEL2527 <sup>5</sup>   | —                      | HEL25250              | —            |
| 2011-18   | 2500 Heavy Duty 2WD/4WD Install Kit  | HEL2512                | —                      | HEL25312              | —            |
| <b>Dodge - Order One Kit And One Mounting Kit</b>         |  |                        |                        |                       |              |
| 1994-02   | D & W 1500-3500 4x2 And 4x4 Pickup <sup>1</sup>  | HEL2520                | —                      | HEL25250              | HEL25300     |
| 1970-03   | B100-B400 Van  | HEL2510                | —                      | HEL25250              | HEL25300     |
| 1994-02   | 1500 2WD/4WD Pickup  | —                      | HEL3520                | HEL25250              | HEL25300     |
| 2003-08   | 1500 2WD Pickup Except Mega Cab  | —                      | HEL3527                | HEL25250              | HEL25300     |
| 2003-08   | 1500 4WD Pickup Except Mega Cab  | —                      | HEL3527                | HEL25250              | HEL25300     |
| 2003-08   | 1500 2WD Pickup Mega Cab   | —                      | HEL3527                | HEL25250              | HEL25300     |
| 2003-08   | 1500 4WD Pickup Mega Cab (Install Kit Required In Addition To Spring)                                | —                      | HEL3527                | HEL25250              | HEL25300     |
| 2003-12   | 2500 2WD, 4WD Pickup   | —                      | HEL3527                | HEL25250              | HEL25300     |
| 2003-08   | 1500-3500 Series, 2x4, 4x4 Pickup <sup>1</sup>   | HEL2527                | —                      | HEL25250              | HEL25300     |
| 2003-12   | 2500 2WD, 4WD Pickup   | HEL2527 <sup>1</sup>   | —                      | HEL25250              | HEL25300     |
| <b>Ford - Order One Kit And One Mounting Kit</b>          |  |                        |                        |                       |              |
| 2001-03   | F150 Supercrew 4x2   | HEL2520                | —                      | HEL25250              | HEL25300     |
| 2001-03   | F150 Supercrew 4x4   | HEL2510                | —                      | HEL25250              | HEL25300     |
| 1997-03   | F150 & F250 Light Duty Pickup  | HEL2520                | —                      | HEL25250              | HEL25300     |
| 1999-04   | F250 & F350 Super Duty Pickup 2WD/4WD Single Rear Wheel (Install Kit Required In Addition To Spring) | —                      | HEL3520                | —                     | HEL25300     |
| 1999-04   | F250-350 4x2 & 4x4 Super Duty Pickup <sup>1</sup>  | HEL2520                | —                      | N/A                   | HEL25300     |
| 2005-07   | F250 & F350 Super Duty Pickup 2WD/4WD Dual Rear Wheel (Install Kit Required In Addition To Spring)   | —                      | HEL3520                | —                     | HEL25300     |
| 2005-07   | F250/350 Super Duty 2WD, 4WD   | HEL2520 <sup>8</sup>   | —                      | N/A                   | HEL25300     |
| 2008-10   | F250 & F350 Super Duty Pickup 2WD/4WD Single Rear Wheel (Install Kit Required In Addition To Spring) | HEL61901               | HEL3520                | —                     | HEL25300     |
| 2008-10   | F350 Super Duty Pickup 2WD/4WD Dually (Install Kit Required In Addition To Spring)                   | —                      | HEL3520                | —                     | HEL25300     |

1 - Do not use with a factory contact overload spring 2 - 1999-later, with rear disc brakes use 25335 3 - Rear half only due to clearance 5 - With 43" or longer base leaf



## Suspension Aids (Cont.) Heavy-Duty Helper Springs (Cont.)

| Year   | Application   | LP-25<br>Progressive Kits | LP-35<br>Progressive Kits | 2-1/2"<br>Mount Kit | 3"<br>Mount Kit       |
|--|---|---------------------------|---------------------------|---------------------|-----------------------|
| <b>Ford - Order One Kit And One Mounting Kit (Cont.)</b> |   |                           |                           |                     |                       |
| 2011-16  | F250,F350 Super Duty Pickup 2WD/4WD Single Rear Wheel<br>(Install Kit Required In Addition To Spring) | HEL2511                   | HEL3511                   | —                   | HEL25301              |
| 2011-16  | F250 Super Duty Pickup 4WD Single Rear Wheel<br>(Install Kit Required In Addition To Spring)          | —                         | HEL3511                   | —                   | HEL25301              |
| 2011-16  | F350 Super Duty Pickup 2WD Dually<br>(Install Kit Required In Addition To Spring)                     | —                         | HEL3511                   | —                   | HEL25301              |
| 2017-18  | F250,F350 Super Duty Pickup Single Rear Wheel<br>(Install Kit Required In Addition To Spring)         | —                         | HEL3511                   | —                   | HEL25301              |
| 2017-18  | F350,F350,F450,F550 Cab & Chassis 2WD/4WD Dually<br>(Install Kit Required In Addition To Spring)      | —                         | HEL3511                   | —                   | HEL25301              |
| 2016-18  | F250,F450 Super Duty Pickup 4WD<br>(Install Kit Required In Addition To Spring)                       | —                         | HEL3511                   | —                   | HEL25301              |
| 2005-07  | F250/350 Super Duty 2WD, 4WD  | HEL2520 <sup>5</sup>      | —                         | N/A                 | HEL25300              |
| 2008-10  | F250-F350 Super Duty Pickup, 2x4, 4x4   | HEL2527                   | —                         | N/A                 | HEL25300              |
| 1975-14  | E150-350 Van And Cut-A-Way Chassis  | HEL2510                   | —                         | HEL25250            | HEL25300              |
| 1999-16  | E350 Super Duty Cut-A-Way Chassis   | HEL2510                   | —                         | N/A                 | HEL25300 <sup>3</sup> |

1 - Do not use with a factory contact overload spring 2 - 1999-later, with rear disc brakes use 25335 3 - Rear half only due to clearance 5 - With 43" or longer base leaf

## Medium-Duty Helper Springs



- EZ-500 - 550 lbs. Level Load Capacity
- Reduces Leaf Spring Wrap Up
- Lighter Loads



- LP-15 - 1500 lbs. Level Load Capacity
- Heavier Load
- Available in Progressive And Constant Rate



- EZ-990 - 2000 lbs. Level Load Capacity
- Mounts Under Factory Axle, U-Bolt Plates
- Medium Loads

Add 2,000 lbs. to the load capacity of pickups, vans, etc., eliminating sagging springs and load-related handling problems. High-quality alloy spring steel is used throughout. Lifetime warranty.

| Year                 | Application                                  | EZ-500<br>EZ-990 | LP-15               |
|----------------------|--|------------------|---------------------|
| <b>Chevrolet/GMC</b> |  |                  |                     |
| 2011-16              | 2500 HD Pickup 2WD/4WD                       | —                | HEL2512             |
| 1982-93              | S10 & S15 Blazer, Jimmy And Bravada          | HEL550           | —                   |
| 1994-03              | S10 & S15 Blazer, Jimmy And Bravada          | HEL550           | HEL815 <sup>3</sup> |
| 1986-05              | Astro And Safari Van <sup>2</sup>            | HEL550           | HEL815 <sup>3</sup> |
| 2015-16              | Colorado/Canyon                              | —                | —                   |
| 2004-12              | Colorado/Canyon                              | HEL550           | —                   |
| 1972-07              | G10, G1500 Van                               | HEL991           | —                   |
| 1988-98              | C/K 10, C/K 1500 Pickup, 2WD And 4WD         | HEL985           | —                   |
| 1999-06              | C/K 10, C/K 1500 Pickup, 2WD And 4WD         | HEL986           | —                   |
| 2007-16              | 1500 Pickup, 2WD And 4WD <sup>1</sup>        | HEL987           | —                   |
| <b>Dodge</b>         |  |                  |                     |
| 1990-04              | Dakota Pickup 4x2<br>(Anti-Lock Brakes Only) | HEL550           | HEL1515             |
| 1990-04              | Dakota Pickup 4x4<br>(Anti-Lock Brakes Only) | HEL550           | HEL815 <sup>3</sup> |
| 1997-03              | Durango                                      | HEL550           | HEL815 <sup>3</sup> |
| 2005-08              | Dakota Pickup 2x4, 4x4                       | HEL550           | HEL1515             |
| 1970-03              | B100-B150 Van                                | HEL991           | —                   |
| 2003-08              | 1500 Ram Pickup, 2WD, 4WD <sup>1</sup>       | HEL982           | —                   |

| Year          | Application   | EZ-500<br>EZ-990    | LP-15   |
|---------------|---|---------------------|---------|
| <b>Ford</b>   |   |                     |         |
| 1998-11       | Ranger <sup>2</sup>   | HEL550              | —       |
| 1990-01       | Explorer & Mercury Mountaineer  | HEL550              | —       |
| 2000-01       | Explorer Sport-Trak <sup>2</sup>  | HEL550              | HEL1515 |
| 1997-03       | F-150 Pickup  | HEL991              | —       |
| 2004-08       | F-150 (Except Heritage Edition) <sup>1</sup>  | HEL984              | —       |
| 2009-14       | F150  | HEL989 <sup>1</sup> | —       |
| 2015-16       | F150 Pickup 2wd/4wd   | HEL978 <sup>1</sup> | —       |
| 1975-08       | E-100, E150 Van   | HEL991              | —       |
| 2016-18       | Transit 150, 250, 350 Cargo Van And Cutaway<br>Chassis (1904 Does Not Fit Transit Passenger Vans) | HEL1904             | —       |
| <b>Toyota</b> |   |                     |         |
| 2000-06       | Tundra  | HEL991              | —       |
| 2007-16       | Tundra  | HEL985              | —       |
| 2007-18       | Tundra  | —                   | HEL1909 |

### Footnotes:

- 1 - Step bracket style 2 - Do not use on vehicles with composite (plastic) leaf springs  
3 - Rear half only due to clearance N/A - No current application



## Truck and SUV Sway Bars

Easy bolt-on. Constructed with polyurethane bushings and 4140 chrome moly steel. Hammer tone powder coat finish.

| Part No.         | Description  |
|------------------|--|
| <b>Chevy/GMC</b> |  |
| HEL7735          | 2014-16 Silverado/Sierra Pickup, Rear, 2WD/4WD                                 |
| HEL7635          | 2003-14 Chevy/GMC Express Van, 2500 Rear                                       |
| HEL7652          | 2001-07 Chevy/GMC 2500/3500, Rear, 2WD/4WD                                     |
| HEL7654          | 2001-06 Chevy/GMC 2500/3500, Front, 2WD/4WD                                    |
| HEL7685          | 2007-16 Chevy/GMC/Cadillac 1500, Front, 2WD/4WD                                |
| HEL7717          | 2001-06 Chevy/GMC 2500/3500, Rear, 4WD   |
| HEL7800          | 2011-16 Chevy/GMC 2500/3500, Rear, 2WD/4WD                                     |
| HEL7717          | 2007-13 Chevy/GMC 1500 Rear  |
| HEL7717          | 2011-18 Chevy/GMC 2500, 3500HD Pickup 2WD/4WD<br>Including Dually-Rear         |
| HEL7270          | 2011-18 Chevy/GMC 2500, 3500HD Pickup 2WD/4WD<br>Including Dually-Rear 1-5/16" |
| <b>Dodge</b>     |  |
| HEL7253          | 2007-16 Dodge Sprinter 2500, Rear  |
| HEL7254          | 2008-16 Dodge Sprinter 3500, Rear  |
| HEL7265          | 2003-08 Dodge Ram 2500/3500, Rear, 2WD/4WD                                     |
| HEL7272          | 2010-12 Dodge Ram 2500/3500, Rear, 2WD/4WD                                     |
| HEL7626          | 1994-02 Dodge Ram 1500, Rear, 4WD  |

| Part No.     | Description  |
|--------------|--|
| <b>Dodge</b> |  |
| HEL7651      | 2003-08 Dodge Ram 1500/2500, Rear, 2WD/4WD         |
| HEL7709      | 2009-16 Dodge Ram 1500, Rear, 2WD/4WD              |
| <b>Jeep</b>  |  |
| HEL7749      | 2007-18 Wrangler JK 4WD Front                      |
| HEL7706      | 2007-18 Wrangler JK 4WD Rear                       |
| HEL7865      | 2007-18 Wrangler JK 4WD Front                      |
| HEL7706      | 2007-18 Wrangler JK 4WD Rear                       |
| HEL7876      | 2007-18 Wrangler JK 4WD Front                      |
| HEL7775      | 2018 Wrangler JL 4WD Front                         |
| <b>Ford</b>  |  |
| HEL7183      | 1989-14 E250, Rear                                 |
| HEL7268      | 1999-10 F250/350 Super Duty, Rear, 2WD/4WD         |
| HEL7640      | 1999-04 F250 Super Duty, Front, 4WD                |
| HEL7643      | 2000-05 Excursion, Rear, 2WD/4WD                   |
| HEL7677      | 1999-10 F250, Rear, 2WD/4WD                        |
| HEL7705      | 2009-14 F150, Rear, 2WD/4WD                        |
| HEL7712      | 2011-17 F250/350 Super Duty, Front, 4WD            |
| HEL7714      | 2011-16 F250/350 Super Duty, Rear, 4WD 1-1/8" Dia. |

(Continued on page 94)



## Truck and SUV Sway Bars (Cont.)

| Part No.          | Description   |
|-------------------|---|
| <b>Ford Cont.</b> |   |
| HEL7271           | 2011-16 F250/350 Super Duty, Rear, 4WD 1-1/4" Dia.                          |
| HEL7180           | 1997-07 E40, E450 2WD Rear, 2008-18 E40, E450 2WD Rear                      |
| HEL7704           | 2009-14 F150 Pickup 2WD/4WD Front   |
| HEL7705           | 2009-14 F150 Pickup 2WD/4WD Rear  |
| HEL7704           | 2015-18 F150 Pickup 2WD/4WD Front   |
| HEL7743           | 2015-18 F150 Pickup 2WD/4WD Rear  |
| HEL7713           | 2011-16 F350 Pickup 2WD Front   |
| HEL7715           | 2011-16 F350 Pickup 2WD Rear  |
| HEL7713           | 2017-18 F250, F350 Super Duty Pickup 2WD Including Dually- Front            |
| HEL7762           | 2017-18 F250, F350 Super Duty Pickup 2WD Including Dually-Rear              |
| HEL7320           | 2017-18 F250, F350 Super Duty Pickup 4WD Including Dually-Rear 1-5/16" Dia. |
| HEL7761           | 2017-18 F250, F350 Super Duty Pickup 4WD Including Dually -Rear 1-1/8" Dia. |
| HEL7321           | 2017-18 F250, Cab And Chassis 2WD   |



## Contact Helper Springs **NEW!**

### HEL9703

Helper springs designed specifically for use with 1988-15 Ford F250/F350 pickups with factory contact overload leaf springs.



## Adjustable End Links **NEW!**

Hellwig adjustable end links are engineered to perform under the toughest conditions. Made with heavy-duty components and materials, these end links will provide years of maintenance-free service. Each unit is designed to handle high degrees of articulation with specially designed polyurethane bushings. All end links are adjustable 2-3" from their shortest length and can be installed with common hand tools. Powder coated components and zinc-plated hardware are standard in all Hellwig end link kits to provide long service life and protection against the elements.

| Year                   | Description                          | Part No.                     |
|------------------------|--------------------------------------|------------------------------|
| <b>Ford Super Duty</b> |                                      |                              |
| 2000-04                | Stock Height Front End Link Upgrade  | HEL7973                      |
|                        | 4-6" Lift Adjustable Front End Links | HEL7977                      |
| Universal              | 6-8" Adjustable Straight End Link    | HEL7960 <small>G M Q</small> |
|                        | 8-11" Adjustable Straight End Link   | HEL7961 <small>G M Q</small> |
|                        | 11-14" Adjustable Straight End Link  | HEL7962 <small>G M Q</small> |
|                        | Clevis For Horizontal Sway Bar Ends  | HEL7964                      |

#### Footnotes

- G** Designed for vehicles up to and including class C motorhome and 1 ton pickup
- M** May require a 7964 Clevis mount kit for vehicles with horizontal mounting points
- Q** May not fit on all vehicles, call for exact details



# Hi-Lift® JACKS

## Hi-Lift® Jack-Original Power Tool

All Hi-Lift® jacks use high-yield and high tensile strength malleable and ductile castings for maximum strength and durability. The Hi-Lift® Casting Jack features all-cast construction. The Casting and Steel Jack has four stamped steel parts - the top clamp, handle socket, Pitman, and foot piece. The Hi-Lift® X-Treme is an all-cast jack with a charcoal metallic powder-coat finish, gold zinc-coated hardware, handle and a top winch-clamp-spreader attachment. All have 3-1/2 ton capacities.



| Part No. | Description   |
|----------|---|
| HLJHL485 | 48" Casting Jack, Red                                   |
| HLJHL484 | 48" Casting/Steel Jack, Black                           |
| HLJXT485 | 48" All Cast With Special Features                      |
| HLJHL605 | 60" Casting Jack, Red                                   |
| HLJHL604 | 60" Casting/Steel Jack, Black Coated Finish <b>NEW!</b> |
| HLJXT605 | 60" All Cast With Special Features                      |

### Specifications

| Model    | Weight | Rated Load | Tested Load | Clamping | Winching | Max Lift Ht. | Min. Lift Ht. |
|----------|--------|------------|-------------|----------|----------|--------------|---------------|
| HLJHL485 | 28.16# | 4660#      | 7000#       | 750#     | 5000#    | 38.63"       | 4.50"         |
| HLJHL484 | 27.66# | 4660#      | 7000#       | 750#     | 5000#    | 37.24"       | 4.50"         |
| HLJXT485 | 30.96# | 4660#      | 7000#       | 5000#    | 5000#    | 38.63"       | 4.50"         |
| HLJHL605 | 31.31# | 4660#      | 7000#       | 750#     | 5000#    | 49.75"       | 4.50"         |
| HLJHL604 | 30.12# | 4660#      | 7000#       | 750#     | 5000#    | 48.25"       | 4.50"         |
| HLJXT605 | 34.11# | 4660#      | 7000#       | 5000#    | 5000#    | 48.75"       | 4.50"         |

## Patriot Edition Hi-Lift® Jack

The Patriot Edition Hi-Lift® Jack is a rugged, highly versatile jack that puts you in command of situations requiring lifting, pushing, pulling, winching, and clamping. Although lightweight and easy to maneuver, the Hi-Lift® Jack offers a rated capacity of 4,660 lbs. and a tested capacity of 7,000 lbs.

| Part No.   | Description |
|------------|-------------|
| HLJPAT-485 | 48"         |
| HLJPAT-605 | 60"         |

## Hi-Lift® 4XRAC

### HLJ4X400

Designed for serious off-roaders, the 4XRAC is an easy, inexpensive means of securely and conveniently stowing the Hi-Lift® Jack. Each kit contains two mounting brackets, two bracket caps, a Velcro strap for securing the handle, and all hardware.



# Hi-Lift® JACKS

## Hi-Lift® Jack Locking Knobs

Locking knobs for securing all Hi-Lift® jacks.

| Part No.   | Description             |
|------------|-------------------------|
| HLJHM-LK   | Hood Mount Locking Knob |
| HLJVERS-LK | Versatile Locking Knob  |



## Adjustable Tube Mounts

Mount the Hi-Lift® Jack to tube bumpers, bull bars, roll cages or roof racks. Adjustable mount is made of rigid, lightweight 6061-T6 billet aluminum with corrosion resistant, stainless steel hardware. No drilling required. Offered for 1"-2" and 2"-3" tube diameters.



| Part No. | Description                           |
|----------|---------------------------------------|
| HLJTM700 | Adjustable Tube Mount, 1"-2" Diameter |
| HLJTM750 | Adjustable Tube Mount, 2"-3" Diameter |

## Jeep Wrangler Jack Hood Mount

Allows for a Hi-Lift® jack to mount within easy reach on any Jeep Wrangler. The mounts are constructed with anodized aluminum and use existing hinge holes.

| Part No.   | Description            |
|------------|------------------------|
| HLJHM-825  | 1997-06 Wrangler TJ    |
| HLJHM-850  | 1955-95 Wrangler CJ/YJ |
| HLJHM-900* | 2013-18 Wrangler JK/JL |
| HLJHM-925* | 2007-12 Wrangler CJ/YJ |



\* Mount LED Cube-style lights with optional hood mount light brackets, Part No. HM-LBRK

## Hood Mount Light Brackets **NEW!** HLJHM-LBRK

Now you can mount both your Hi-Lift Jack and LED lights! hood mount light brackets are sold as a set (2 brackets included). Fits Hi-Lift hood mount part numbers HM-900 and HM-925 only



## Hi-Bumper Lift HLJBL250

Will fit slotted or curved bumpers for quick and easy lifting. When used with the Hi-Lift® Jack, the Bumper Lift makes raising one wheel of most average sized vehicles an easy task. Bumper Lift has a 3,000 lb. capacity.



## Handle-Keeper

Secures the Hi-Lift® handle to the upright steel bar, keeping it in place when not in use and eliminating "rattling" during transportation. Slips on and off over the Hi-Lift® Top clamp-clevis. Eliminates removing the Top clamp-clevis when putting on or removing the Handle-Keeper.

| Part No. | Color |
|----------|-------|
| HLJHK-B  | Black |
| HLJHK-R  | Red   |



## Handle All HLJHA500

A multi-functional tool with telescoping handle and four full-sized implements. Includes a telescoping implement handle, full-sized shovel head, full-sized sledge hammer head, full-sized axe head, and full-sized pick-axe head. Compact and rugged, while maintaining full-size utility. Perfect for off-roading and recreation. A compact set of tools ideal for off-road vehicles where storage space for supplies, equipment, and tools is limited.



## Neoprene Jack Cover HLJNC

Rugged neoprene cover protects the entire Hi-Lift® Jack, especially the working mechanism, from mud, dirt and road grime. UV protected and machine washable, cover is an easy-on, easy-off installation.

**Note:** Cover will not eliminate all moisture or dirt.



## Hi-Lift Jack Protector HLJJP350

Made of durable vinyl coated nylon to protect the Hi-Lift® Jack from weather, mud, dirt, and sand. Waterproof as well as mildew and decay resistant, the Jack Protector secures with a drawstring closure. Fits 36", 42", 48", and 60" Hi-Lift Jacks.



## Hi-Lift Off-Road Kit HLJORK

Don't go off-road without the Hi-Lift® Off-Road Kit. Use with the Hi-Lift® Jack to winch the vehicle out of tight spots. Kit includes (1) custom nose attachment, (1) 8 ft. tree saver strap, (1) pair/Hi-Lift® gloves, hardware, and carrying case.



## Hi-Lift Off-Road Base HLJORB

Gain full-height use of Hi-Lift® Jacks and added safety and versatility with the Off-Road Base. Rugged 12" x 12" plastic base accepts the jack's base plate and can handle the jack's rated capacity while providing extra stability on soft ground.



## Lift-Mate HLJLM100

Many trucks and SUV's have larger tires and/or lift kits that require extensive lifting height ability from the bumper jack. The Lift-Mate is allows the vehicle wheel to be lifted directly by the wheel, greatly reducing the amount of travel up the jack bar needed to lift the wheel in an adequate and safe height. Lift capacity of 5000 lbs. Has rubber-coated hook and rubber pad to protect tire and wheel.



## Fix-It-Kit HLJFK1

The FK-1 contains all the key components for servicing Hi-Lift® models.

## Hi-Lift Roll Cage Mount **NEW!** HLJRC-875

This unit is designed to mount and secure your Hi-Lift® jack horizontally on the inside rear of a 2007-17 Jeep Wrangler JK. No drilling required, mounts directly to the factory roll cage tubing. 6061-T6 structural and anodized aluminum for strength, durability, and a clean look.





## MAXOUT Fire Extinguishers

Dry chemical fire extinguishers deliver fire protection in an automotive environment. Rechargeable steel cylinders are designed and assembled in the U.S.A. have all-metal valves and a 6-year warranty. Choose red or chrome finishes.



| Description                | Red Part No.              | Chrome Part No.           | Black Part No.            |
|----------------------------|---------------------------|---------------------------|---------------------------|
| 1.0 Lb. System, 2B:C Rated | <a href="#">H3RMX100R</a> | <a href="#">H3RMX100C</a> | —                         |
| 2.5 Lb. System, 1A:10B:C   | <a href="#">H3RMX250R</a> | <a href="#">H3RMX250C</a> | <a href="#">H3RMX250B</a> |

## HalGuard Fire Extinguishers

HalGuard extinguishers are filled with "clean" agent gas that not only combats fire, but leaves no residue. Ideal for race car protection, designed and Assembled in the U.S.A. units are offered in 1.4, 2.5, and 5 lb. versions. Choose from red or chrome steel cylinders.



| Description                | Red Part No.              | Chrome Part No.           | Black Part No.            |
|----------------------------|---------------------------|---------------------------|---------------------------|
| 1.4 Lb. System, 1B:C Rated | <a href="#">H3RHG100R</a> | <a href="#">H3RHG100C</a> | <a href="#">H3RHG100B</a> |
| 2.5 Lb. System, 2B:C Rated | <a href="#">H3RHG250R</a> | <a href="#">H3RHG250C</a> | <a href="#">H3RHG250B</a> |
| 5 Lb. System, 5B:C Rated   | <a href="#">H3RHG500R</a> | —                         | —                         |

## Universal Fire Extinguisher Seat Mount

This fully adjustable fire extinguisher seat mount installs easily in most vehicles, attaching to the seat rail bolts or above the slider. Available in lightweight, durable aluminum construction in black or brushed finishes, accepts all H3R performance fire extinguisher billet aluminum and standard brackets. Sold individually.



| Part No.                  | Description                           |
|---------------------------|---------------------------------------|
| <a href="#">H3RSM01BK</a> | Fire Extinguisher Seat Mount, Black   |
| <a href="#">H3RSM01BR</a> | Fire Extinguisher Seat Mount, Brushed |

## Quick-Release Mounting Accessories



Flat Surface Mount

Billet aluminum mounts provide quick, easy fire extinguisher access. Choose polished or brushed finish mounts.

**Note:** Band clamps and mounts must be used together. To order, select the proper diameter band clamp and choice of flat surface or roll bar mount.

| Description                    | Polished Part No.         | Brushed Part No.          |
|--------------------------------|---------------------------|---------------------------|
| Band Clamp, 1.0/1.4 Lb. Bottle | <a href="#">H3RBB100P</a> | <a href="#">H3RBB100B</a> |
| Band Clamp, 2.5 Lb. Bottle     | <a href="#">H3RBB250P</a> | <a href="#">H3RBB250B</a> |
| Flat Surface Mount             | <a href="#">H3RBMF01P</a> | <a href="#">H3RBMF01B</a> |
| 1-5/8" Dia. Roll Bar Mount     | <a href="#">H3RBMR01P</a> | <a href="#">H3RBMR01B</a> |
| 1-3/4" Dia. Roll Bar Mount     | <a href="#">H3RBMR02P</a> | <a href="#">H3RBMR02B</a> |

## Extreme-Duty Fire Extinguisher Brackets For Roll Bars **NEW!**

These lightweight fiberglass-reinforced brackets with corrosion resistant hardware are ideal for performance and off-road applications. The easy-to-use, quick-release design and bright red pull-to-release strap minimize emergency response time. Available for 3" ( 2-1/2 lb.) and 4-1/4" (5 lb.) diameter fire extinguishers attaching to either 1-5/8" or 1-3/4" roll bars. Designed and assembled in the U.S.A..



| Part No.                  | Description   |
|---------------------------|---|
| <a href="#">H3RNBR301</a> | 2-1/2 lb. Fire Extinguisher Bracket, 1-5/8" Diameter Roll Bar |
| <a href="#">H3RNBR302</a> | 2-1/2 lb. Fire Extinguisher Bracket, 1-3/4" Diameter Roll Bar |
| <a href="#">H3RNBR401</a> | 5 lb. Fire Extinguisher Bracket, 1-5/8" Diameter Roll Bar     |
| <a href="#">H3RNBR402</a> | 5 lb. Fire Extinguisher Bracket, 1-3/4" Diameter Roll Bar     |


# Holley

## Standable Height LS Valve Covers

LS valve covers include a radiused shape and angled coil mounting location for a clean, professional appearance. Coils mount directly to the valve covers, eliminating the need for brackets. Sold per pair, complete with billet oil fill cap. Fits all LS engines using LS2, LS3, LS7 or similar coils with 72mm bolt spacing



## Tall LS Valve Covers W/Logos




Eliminates the OE coil-on-cover look and instead features a bold, licenced Chevrolet/Bowtie logo. Designed to add additional 0.54" of internal clearance over factory-height valve covers. Includes lengthened factory-style mounting hardware, a proven OE-style baffle and ventilation system, and a billet aluminum oil fill cap. Designed to fit GM LS1, LS2, LS3, LS6, and LS7 engines.

| Description     | Polished Part No.         | Natural Cast Part No.     | Satin Black Part No.      |
|-----------------|---------------------------|---------------------------|---------------------------|
| LS Valve Covers | <a href="#">HLY241-90</a> | <a href="#">HLY241-88</a> | <a href="#">HLY241-91</a> |

| Description                                  | Bowtie/Chevrolet Logo Part No. | LSX Logo Part No.          |
|--|--------------------------------|----------------------------|
| Gloss Red Machine Finished Valve Covers      | <a href="#">HLY241-404</a>     | <a href="#">HLY241-409</a> |
| Factory Orange Machine Finished Valve Covers | <a href="#">HLY241-403</a>     | <a href="#">HLY241-408</a> |
| Polished Finished Valve Covers               | <a href="#">HLY241-401</a>     | <a href="#">HLY241-406</a> |
| Satin Black Machined                         | <a href="#">HLY241-402</a>     | <a href="#">HLY241-407</a> |
| Natural Machined Finish                      | <a href="#">HLY241-400</a>     | <a href="#">HLY241-405</a> |



## Tall LS Valve Covers **NEW!**



Angled coil mounts deliver a smooth clean look while retaining the high-tech look and performance of coil-on-cover which eliminates unsightly OE-style coil brackets. Designed to fit all LS engines using LS1, LS2, LS3, LS6, and LS7 or similar coils with 72mm bolt spacing, cast aluminum covers feature billet oil aluminum oil fill caps and allow use of the original gaskets and bolts. They add an additional 0.54" of internal clearance over factory-height valve covers. Holley valve covers use proven OE-style baffles and vents, and are available in polished, satin black, gloss red, and natural cast.

| Description                             | Part No.                   |
|---|----------------------------|
| Gloss Red Machine Finished Valve Covers | <a href="#">HLY241-113</a> |
| Polished Finished Valve Covers          | <a href="#">HLY241-111</a> |
| Satin Black Machined                    | <a href="#">HLY241-112</a> |
| Natural Machined Finish                 | <a href="#">HLY241-110</a> |

## GM Track Series LS Valve Covers

The GM Track Series family of valve covers gives you an excellent way to add a high-end fabricated look combined with a lightweight and tough cover for your favorite Chevy engine. These valve covers are constructed of 6061 T5 sheet aluminum, feature a laser etched "Chevrolet" and Bow Tie logo, and are precision TIG-welded for a proper fit.



| Description              | Part No.                   |
|--------------------------|----------------------------|
| Satin Black Valve Covers | <a href="#">HLY241-294</a> |
| Silver Valve Covers      | <a href="#">HLY241-289</a> |

## LS Oil Filler Cap with Billet Center **HLY241-224**


Fits directly into stock valve covers and fill tubes on LS2, LS3, LS7, LS9, and LSA applications (Fill tube must be used with LS1/LS6). Not to be used with Holley LS valve covers PN 241-88 through 241-91.

### Replacement Billet Fill Cap

| Description                        | Part No.                   |
|------------------------------------|----------------------------|
| Includes O-Ring, Sold Individually | <a href="#">HLY241-225</a> |



## Billet Aluminum LS Valley Covers



Precision-manufactured from billet aluminum with a modern, race-inspired, trussed design, these LS valley covers include a billet aluminum oil fill cap (HLY241-255). A smooth underside allows for elimination of displacement-on-demand (DOD) and provides ample gasket sealing surface.

| Description     | Applications             | Part No.                   |
|-----------------|--------------------------|----------------------------|
| Polished Billet | GM LS2, LS3, LS7 and LSX | <a href="#">HLY241-361</a> |
|                 | GM LS1, LS6              | <a href="#">HLY241-368</a> |
| Black Billet    | GM LS1, LS6              | <a href="#">HLY241-369</a> |
|                 | GM LS2, LS3, LS7 and LSX | <a href="#">HLY241-362</a> |
| Natural Billet  | GM LS1, LS6              | <a href="#">HLY241-367</a> |
|                 | GM LS2, LS3, LS7 and LSX | <a href="#">HLY241-360</a> |

## Remote LS Coil Relocation Brackets **HLY561-122**

For use with Gen III (truck) coil bodies, these brackets eliminate OE coil-on cover clutter and will fit all LS ignition coil models. Made of lightweight aluminum with a natural finish, and include coil mounting hardware.



## GM LS Mid-Mount Complete Accessory System **NEW!** HLY20-185

Innovative accessory system, designed exclusively for GM LS engines, utilizes a "bracketless" design that pulls the accessories in tight, bolting each directly to the water pump for a cleaner under hood appearance. Bottom heater outlets are used to add clearance for tight engine compartments. OE pulley ratios are employed for optimum accessory performance and there is no need for spacers or adapters. Fully compatible with most popular throttle bodies, intake manifolds or applications using VVT. System is complete with LT1-style cartridge design water pump, LT1-style premium 150 amp alternator, compact SD7 A/C compressor, Type II power steering pump with baffled reservoir, P/S hardline adapter and necessary hardware.


**Note:** Will not fit dry sump or supercharger-equipped applications.



## GM LS Low-Mount Complete Accessory Drive System **NEW!** HLY20-162

New low-mount accessory drive system moves components lower and closer to the block for a more attractive and compact package.

Kit includes alternator, power steering pump, SD7 A/C Compressor, tensioner, brackets, belt, and pulleys. Installation kit HLY21-4 is required for use with long crank pulley.



## GM LS Low-Mount Drive System (Alt, P/S, no A/C), Driver's Side **NEW!** HLY20-156

New low-mount accessory drive system moves components lower and closer to the block for a more attractive and compact package.

Kit includes alternator, power steering pump, tensioner, brackets, belt, and pulleys. Installation kit HLY21-4 is required for use with long crank pulley.



**GUARANTEED...FOR LIFE.**

### X-Act Contour®

#### Premium Protection and Style

Perfectly matches the contours of your vehicle with indestructible strength and a soft, comfortable cushion.



### WeatherBeater™

#### Sporty All-Weather Protection

Rugged and sporty with unbeatable carpet protection for whatever nature hurls at you.



### Heavy-Duty Floor Mats

#### Tough & Reliable Work Horse

Heavy-Duty Floor Mats are made ultra tough to take whatever abuse you throw at them.



### Cargo Liner

#### For The Junk In Your Trunk®

Husky Cargo Liners protect and defend your trunk and cargo areas from all kinds of abuse.



**Please Call For Applications**

### Mud Guards

Husky FormFit™ Mud Guards are built to the maximum width for full tread coverage of single or dually factory tires.



### Universal Mud Flaps

With 12 or 14-inch options, you can cover more than the full-width of your tires for better protection from mud, gravel, and debris.



### Long John™ Fender Flares

Protect your ride and those around you from the rage of the road. Plus, they're easy to install, come with a lifetime guarantee, and are ridiculously affordable.



### Kickback™ Mud Flaps

The offset mounting bracket positions your mud flap back, adding extra clearance to protect the world from your huge tires.





**GUARANTEED...FOR LIFE.**

### Removable Pivoting Mud Flaps

Just slide them off when you don't want them and put them back when you do.



### Long John™ Mud Flaps

The Long John one-piece universal fit mud flap provides the protection of a fender flare and flap mud flap.



### Mud Grabbers™ Fender Flares

One-piece universal fit fender flares provide coverage to keep the muck off your truck. Plus, the low-profile design delivers a rugged look to complement your gargantuan tires.



### Gearbox® Storage

Whether you're looking to get more organized and keep your stuff from sliding around, or you're the type that just wants an easy spot to hide all your garbage, the durable Husky Liners® GearBox® keeps you looking clean and organized.



### Wheel Well Guards Exterior Protection

Husky Liners® Wheel Well Guards cover, protect and boost the appearance of your truck's wheel wells.



**Please Call For Applications**



The World Leader In High-Performance Engine Tuning For Computer-Controlled Vehicles

### React Performance (Track – Sport – Street – Economy – Stock Modes)

| Part No.             | Application                        |
|----------------------|------------------------------------|
| <b>Dodge</b>         |                                    |
| HYT101100            | 2007-18 RAM 1500/2500/3500         |
| HYT101101            | 2005-06 RAM 1500/2500/3500         |
| HYT101102            | 2019 RAM 1500 (Gas) New Body Style |
| <b>Ford/Lincoln</b>  |                                    |
| HYT101300            | 2011-19 Explorer                   |
|                      | 2011-19 F250-350 Super Duty        |
|                      | 2011-19 Edge                       |
|                      | 2009-19 F150                       |
|                      | 2009-19 Expedition/Navigator       |
| <b>Chevrolet/GMC</b> |                                    |
| HYT101401            | 2019 Silverado/Sierra              |
| HYT101402            | 2019 1500 Truck (Legacy)           |
|                      | 2007-19 2500/3500 HD               |
|                      | 2007-19 Full-Size SUV              |
|                      | 2007-18 Sierra/Silverado           |



### React Throttle Optimizer **NEW!**

The React Throttle Optimizer from Hypertech brings an innovative new way to manage a vehicle's throttle response. Designed for easy plug-and-play installation, the React offers 3 different versions (Performance, Off-Road, and Tow), each providing fully customizable control over the throttle through 5 pre-programmed, change-on-the-fly modes with adjustable intensity, as well as a safety mode to completely bypass the React system in the event of an error.

### React Off-Road (Mud/Sand – Street – Economy - Crawl – Stock modes)

| Part No.    | Application            |
|-------------|------------------------|
| <b>Jeep</b> |                        |
| HYT105200   | 2007-19 Grand Cherokee |
|             | 2007-18 Wrangler (JK)  |
| HYT105202   | 2018-19 Wrangler (JL)  |
|             | 2015-19 Renegade       |
|             | 2014-19 Cherokee       |

### React Tow (Heavy Tow – Tow – Economy – Wet/Ice – Stock modes)

| Part No.             | Application                        |
|----------------------|------------------------------------|
| <b>Dodge</b>         |                                    |
| HYT102100            | 2007-18 RAM 1500/2500/3500         |
| HYT102101            | 2005-06 RAM 1500/2500/3500         |
| HYT102102            | 2019 RAM 1500 (Gas) New Body Style |
| <b>Ford/Lincoln</b>  |                                    |
| HYT102300            | 2011-19 Explorer                   |
|                      | 2011-19 F250-350 Super Duty        |
|                      | 2009-19 F150                       |
|                      | 2009-19 Expedition/Navigator       |
| <b>Chevrolet/GMC</b> |                                    |
| HYT102401            | 2019 Silverado/Sierra              |
| HYT102402            | 2019 1500 Truck (Legacy)           |
|                      | 2007-19 2500/3500 HD               |
|                      | 2007-19 Full-Size SUV              |
|                      | 2007-18 Sierra/Silverado           |





## Max Energy 2.0

Hypertech's Max Energy 2.0 Power Programmers feature a large backlit LCD screen that provides more user-friendly navigation. They can also reprogram the tire pressure monitoring threshold when installing larger-than-stock tires (application specific feature).

| Model  | Engine    | Year      | Part No. |
|--|-----------|-----------|----------|
| <b>Chevrolet</b>                                       |           |           |          |
| Avalanche  | 5.3L      | 2007-2013 | HYT2000  |
| Colorado   | 3.6L      | 2015-2016 |          |
|  | 3.7L      | 2008-2012 |          |
| Silverado 1500   | 4.3L      | 2014-2018 |          |
|  | 4.8L      | 2007-2013 |          |
|  | 5.3L      | 2007-2018 |          |
|  | 6.0L      | 2007-2009 |          |
|  | 6.2L      | 2009-2018 |          |
| Silverado 2500/3500                                    | 6.0L      | 2007-2018 |          |
|  | 6.6L      | 2006-2016 |          |
| Suburban   | 5.3L      | 2007-2018 |          |
|  | 6.0L      | 2007-2009 |          |
| Tahoe  | 4.8L      | 2007-2009 |          |
|  | 5.3L      | 2007-2018 |          |
| <b>Dodge</b>   |           |           |          |
| Ram 1500/2500/3500                                     | 3.7L      | 2007-2010 | HYT2000  |
|  | 4.7L      | 2009-2010 |          |
|  | 5.7L      | 2007-2010 |          |
| <b>Ford</b>  |           |           |          |
| Expedition   | 3.5L      | 2015-2017 | HYT2000  |
|  | 5.4L      | 2005-2011 |          |
| Explorer   | 3.5L      | 2011-2018 |          |
|  | 4.6L      | 2010-2006 |          |
| F-150<br>Raptor, Lightning/<br>Harley Davidson Edition | 3.5L      | 2011-2016 |          |
|  | 3.7L      | 2011-2014 |          |
|  | 2.7L      | 2015-2018 |          |
|  | 4.6L      | 2004-2010 |          |
|  | 5.0L      | 2011-2018 |          |
| F250-F550<br>Super Duty                                | 5.4L      | 2004-2010 |          |
|  | 6.2L      | 2011-2014 |          |
|  | 5.4L      | 2005-2010 |          |
|  | 6.0L      | 2006-2007 |          |
|  | 6.2L      | 2011-2018 |          |
|  | 6.4L      | 2008-2010 |          |
| 6.7L   | 2011-2012 |           |          |
| 6.8L   | 2005-2010 |           |          |

| Model                   | Engine | Year      | Part No. |         |
|-------------------------|--------|-----------|----------|---------|
| <b>General Motors</b>   |        |           |          |         |
| Canyon                  | 3.6L   | 2015-2016 | HYT2000  |         |
|                         | 3.7L   | 2008-2012 |          |         |
| Sierra 1500             | 4.3L   | 2014-2018 |          |         |
|                         | 4.8L   | 2007-2013 |          |         |
|                         | 5.3L   | 2007-2018 |          |         |
|                         | 6.0L   | 2007-2009 |          |         |
|                         | 6.2L   | 2014-2018 |          |         |
| Sierra 2500/3500 HD     | 6.0L   | 2007-2018 |          |         |
| Yukon/Yukon XL HD       | 6.6L   | 2006-2016 |          |         |
|                         | 4.8L   | 2007-2009 |          |         |
|                         | 5.3L   | 2007-2018 |          |         |
|                         | 6.0L   | 2007-2009 |          |         |
| <b>Jeep</b>             |        |           |          |         |
| Commander               | 3.7L   | 2007-2010 | HYT2000  |         |
|                         | 4.7L   | 2007-2009 |          |         |
|                         | 5.7L   | 2007-2010 |          |         |
| Cherokee/Grand Cherokee | 3.7L   | 2007-2010 |          |         |
|                         | 4.7L   | 2007-2009 |          |         |
|                         | 5.7L   | 2007-2010 |          |         |
| Liberty                 | 6.1L   | 2007-2010 |          |         |
|                         | 3.7L   | 2007-2010 |          |         |
| Wrangler                | 3.6L   | 2012-14   |          | HYT2200 |
|                         | 3.8L   | 2007-11   |          |         |

### Additional Functions (depending on the vehicle application):

- Raise the top-speed limiter to match the speed rating of high-performance tires
- Raise the engine's rpm limiter for increased performance
- Adjust individual automatic transmission shift points and shift firmness
- Recalibrate speedometer and odometer for non-stock tire sizes and/or gear ratio changes
- Lower the cooling fan on/off temperatures to match the thermostat rating
- Read and clear diagnostic trouble codes and turn off "check engine" light
- Ability to adjust settings or return to stock calibration at any time

## Speedometer Calibrator

Hypertech's Speedometer Calibrator can correct the speedometer and odometer for tires up to 54 inches (depending on the application), and/or non-stock rear gear ratios. This new device is engineered for consumers that want the speedometer recalibration functions of the Max Energy Programmer without the additional expense of other tuning features.



| Model            | Engine             | Year      | Part No.  |
|------------------|--------------------|-----------|-----------|
| <b>Cadillac</b>  |                    |           |           |
| Escalade         | 6.2L V8            | 2018-2017 | HYT732501 |
|                  |                    | 2018-2017 | HYT730127 |
|                  |                    | 2016-2011 | HYT732501 |
|                  |                    | 2010-2007 | HYT732501 |
| <b>Chevrolet</b> |                    |           |           |
| Avalanche        | 5.3L V8            | 2013-2011 | HYT732501 |
|                  |                    | 2010-2007 | HYT732501 |
|                  | 6.0L V8            | 2009-2007 | HYT732501 |
| Colorado         | 2.5L DOHC DI       | 2018-2017 | HYT730127 |
|                  | 2.8L Duramax Turbo | 2018-2017 | HYT730127 |
|                  |                    | 2016-2015 | HYT732501 |
| Silverado 1500   | 3.6L V6            | 2018-2017 | HYT730127 |
|                  |                    | 2012-2008 | HYT732501 |
|                  |                    | 2018-2014 | HYT732501 |
|                  | 4.8L V8            | 2013-2007 | HYT732501 |
|                  |                    | 2018-2017 | HYT732501 |
|                  | 5.3L V8            | 2018-2017 | HYT730127 |
|                  |                    | 2016-2007 | HYT732501 |
| 6.0L V8          | 2009-2007          | HYT732501 |           |

| Model                  | Engine           | Year      | Part No.  |
|------------------------|------------------|-----------|-----------|
| <b>Chevrolet Cont.</b> |                  |           |           |
| Silverado 1500         | 6.2L V8          | 2018-2017 | HYT732501 |
|                        |                  | 2018-2017 | HYT730127 |
|                        |                  | 2016-2007 | HYT732501 |
|                        |                  | 2018-2017 | HYT730127 |
| Silverado 2500/3500 HD | 6.0L V8          | 2017-2011 | HYT732501 |
|                        |                  | 2009-2007 | HYT732501 |
|                        |                  | 2018-2017 | HYT730127 |
|                        | 6.6L Duramax LML | 2016-2011 | HYT732501 |
|                        |                  | 2010-2006 | HYT732501 |
| Suburban               | 5.3L V8          | 2018-2017 | HYT732501 |
|                        |                  | 2018-2017 | HYT730127 |
|                        |                  | 2016-2007 | HYT732501 |
| Tahoe                  | 4.8L V8          | 2009-2007 | HYT732501 |
|                        |                  | 2018-2017 | HYT732501 |
|                        | 5.3L V8          | 2018-2017 | HYT730127 |
|                        |                  | 2016-2011 | HYT732501 |
|                        |                  | 2010-2007 | HYT732501 |
| 6.2L V8                | 2009             | HYT732501 |           |

### Notes:

- 732501 Gear support for 6-SPEED Trans Only
- 730127 Supports all tire heights and gear ratios

## Speedometer Calibrator Cont.

| Model                 | Engine           | Year      | Part No.  |
|-----------------------|------------------|-----------|-----------|
| <b>Dodge</b>          |                  |           |           |
| Dakota                | 3.7L V6          | 2010-2005 | HYT752501 |
|                       | 4.7L V8          | 2010-2005 | HYT752501 |
| Durango               | 3.7L V6          | 2009-2006 | HYT752501 |
|                       |                  | 2005-2004 | HYT752501 |
|                       | 4.7L V8          | 2009-2007 | HYT752501 |
|                       |                  | 2006-2005 | HYT752501 |
|                       | 5.7L V8          | 2011      | HYT752501 |
|                       |                  | 2009-2006 | HYT752501 |
| 2005-2004             |                  | HYT752501 |           |
| Ram<br>1500/2500/3500 | 3.0L V6 Diesel   | 2018      | HYT752504 |
|                       |                  | 2015      | HYT752503 |
|                       | 3.6L V6          | 2019-2018 | HYT752504 |
|                       |                  | 2017-2013 | HYT752501 |
|                       | 3.7L V6          | 2012-2006 | HYT752501 |
|                       | 4.7L V6          | 2012-2006 | HYT752501 |
|                       | 5.7L V8          | 2019-2018 | HYT752504 |
|                       |                  | 2017-2006 | HYT752501 |
|                       | 5.9L I-6         | 2007      | HYT752503 |
|                       | 6.4L V8          | 2006      | HYT752503 |
|                       |                  | 2018      | HYT752504 |
|                       | 6.7L I-6         | 2018      | HYT752504 |
| 2017-2007             |                  | HYT752503 |           |
| <b>Ford</b>           |                  |           |           |
| F-150                 | 2.7L V6          | 2018-2015 | HYT742502 |
|                       |                  | 2018-2016 | HYT730125 |
|                       | 3.3L V6          | 2018-2015 | HYT742502 |
|                       | 3.5L V6 EcoBoost | 2018-2016 | HYT730125 |
|                       | 3.5L V6 N/A      | 2018-2015 | HYT742502 |
|                       |                  | 2014-2011 | HYT742502 |
|                       |                  | 2017-2016 | HYT730125 |
|                       |                  | 2017-2015 | HYT742502 |
|                       | 3.7L V6          | 2014-2011 | HYT742502 |
|                       | 5.0L V8          | 2018-2016 | HYT730125 |
|                       |                  | 2018-2011 | HYT742502 |
|                       | 6.2L V8 SOHC     | 2016-2011 | HYT742502 |
|                       | 6.2L V8          | 2018-2017 | HYT730125 |
|                       |                  | 2014-2011 | HYT742502 |
| 2018-2017             |                  | HYT730125 |           |
| 6.7L V8 Diesel        | 2018-2017        | HYT730125 |           |


| Model                      | Engine                   | Year      | Part No.  |
|----------------------------|--------------------------|-----------|-----------|
| <b>GMC</b>                 |                          |           |           |
| Canyon                     | 2.5L DOHC DI             | 2018-2017 | HYT730127 |
|                            | 2.8L Duramax Turbo       | 2018-2017 | HYT730127 |
|                            |                          | 2018-2017 | HYT730127 |
|                            | 3.6L V6                  | 2016-2015 | HYT732501 |
|                            | 3.7L L5                  | 2012-2008 | HYT732501 |
| Sierra 1500                | 4.3L V6                  | 2018-2014 | HYT732501 |
|                            |                          | 2018-2017 | HYT730127 |
|                            |                          | 2013-2007 | HYT732501 |
|                            | 5.3L V8                  | 2018-2017 | HYT732501 |
|                            |                          | 2018-2017 | HYT730127 |
|                            |                          | 2016-2007 | HYT732501 |
|                            | 6.0L V8                  | 2009-2007 | HYT732501 |
|                            |                          | 2018-2017 | HYT732501 |
|                            | 6.2L V8                  | 2018-2017 | HYT730127 |
|                            |                          | 2016-2007 | HYT732501 |
| Sierra<br>2500/3500 HD     | 6.0L V8 (Gen IV)         | 2018-2017 | HYT730127 |
|                            |                          | 2017-2011 | HYT732501 |
|                            |                          | 2009-2007 | HYT732501 |
|                            | 6.6L Diesel LML          | 2018-2017 | HYT730127 |
|                            |                          | 2016-2011 | HYT732501 |
|                            | 6.6L Duramax LMM/LBZ/LLY | 2010-2006 | HYT732501 |
|                            |                          | 2009-2007 | HYT732501 |
|                            | 5.3L V8                  | 2018-2017 | HYT732501 |
|                            |                          | 2018-2017 | HYT730127 |
|                            |                          | 2016-2007 | HYT732501 |
|                            |                          | 2016-2007 | HYT732501 |
|                            |                          | 2018-2017 | HYT732501 |
| 6.0L V8                    | 2009-2007                | HYT732501 |           |
|                            | 2018-2017                | HYT732501 |           |
|                            | 2018-2017                | HYT730127 |           |
| 6.2L V8                    | 2018-2017                | HYT730127 |           |
|                            | 2016-2007                | HYT732501 |           |
| <b>Jeep</b>                |                          |           |           |
| Commander                  | 3.7L V6                  | 2010-2006 | HYT752501 |
|                            | 4.7L V8                  | 2009-2006 | HYT752501 |
|                            | 5.7L V8                  | 2010-2006 | HYT752501 |
| Cherokee/Grand<br>Cherokee | 3.7L V6                  | 2010-2005 | HYT752501 |
|                            | 4.7L V8                  | 2009-2005 | HYT752501 |
|                            | 5.7L V8                  | 2014-2005 | HYT752501 |
| Wrangler JL                | 6.1L V8                  | 2010-2006 | HYT752501 |
|                            | 3.6L V6                  | 2018      | HYT752504 |
| Wrangler JK                | 3.6L V6                  | 2018-2012 | HYT752501 |
|                            | 3.8L V6                  | 2011-2007 | HYT752501 |

## HPBooks

From carburetor tuning to engine rebuilds to chassis set-up. Every book is packed full of photos and illustrations.



HPPHP36



HPPHP1559

| Part No.  | Description                                      |
|-----------|--|
| HPPHP36   | How To Rebuild Ford V8 Engines                   |
| HPPHP42   | How To Rebuild Hot Rod Big Block Chevys          |
| HPPHP89   | How To Rebuild Small Block Ford Engines          |
| HPPHP473  | Holley 4150/4160 Carburetor Handbook             |
| HPPHP511  | Turbo Hydramatic 350 Transmission Handbook       |
| HPPHP708  | How To Rebuild Big Block Ford Engines            |
| HPPHP709  | Revised Metal Fabricator's Handbook              |
| HPPHP755  | How To Rebuild Big Block Chevy Engines           |
| HPPHP1029 | How To Rebuild Small Block Chevy Engines         |
| HPPHP1052 | Holley Carburetors, Manifolds and Fuel Injection |
| HPPHP1190 | How To Rebuild Big Block Mopar Engines           |
| HPPHP1302 | Big Block Mopar Engines                          |
| HPPHP1355 | Powerglide Transmission Handbook                 |

| Part No.  | Description                                       |
|-----------|---|
| HPPHP1400 | Small Block Chevy Engine Buildups                 |
| HPPHP1405 | Hot Rod Small Block Mopar Engines                 |
| HPPHP1407 | Chevy LS1/LS6 Performance                         |
| HPPHP1484 | Big Block Chevy Engine Buildups                   |
| HPPHP1492 | Racing Engine Builder's Handbook                  |
| HPPHP1537 | Engine Airflow Handbook                           |
| HPPHP1555 | Rebuild And Powertune Carter/Edelbrock Carburetor |
| HPPHP1557 | Performance Fuel Injection Systems                |
| HPPHP1558 | Ford Windsor Small Block Performance              |
| HPPHP1559 | Building The Chevy LS Engine                      |
| HPPHP1566 | Chevy LS Engine Conversion Handbook               |
| HPPHP1567 | Chevy LS Engine Buildups                          |

## Dynamic Spectrum Tuner

Take over total control of a vehicle's programming. The JET Dynamic Spectrum Tuner is a powerful tuning package with the tools needed for precise performance tuning using a laptop or PC. This software will allow modification to almost every aspect of the vehicle's programming.



Stock programming from the vehicle is initially downloaded and saved to the PC with the JET interface cable that connects to the vehicle's diagnostic port. The stock programming can be reloaded at any time to return the vehicle's ECU to its original state.

### DST Gas JET14005 Programming Options Include:

- Fuel parameters including power enrichment and volumetric efficiency
- Ignition tables including spark advance versus load, knock retard and more
- Transmission shift points, shift pressures, and TCC apply and release
- Diagnostic tables including fuel and air, ignition, and emissions controls
- Speed calibration tables to correct speedometer and shift points
- Idle controls, fan temperature settings, and torque management tables
- Raise or lower speed and rev limiters
- Disable factory diagnostic trouble codes

To see all of the available features please try our full demo version!

### DST Gas JET14005 will program the following vehicles:

- 2004-05 Cadillac CTS-V
- 1996-00 GM Trucks and SUV with Vortec 4.3L, 5.0L, 5.7L, and 7.4L
- 1999-06 GM LS1 Trucks and SUV with 4.3L, 4.8L, 5.3L, 6.0L, and 8.1L
- 2007 Sierra/Silverado Classic with LS1 4.3L, 4.8L, 5.3L, and 6.0L

## Performance Programmer

The JET Performance Programmer is the next step in performance tuning. Program the vehicle's computer to modify air/fuel ratios, ignition timing, shift points, shift firmness, speed limiter and rev limiter specs. Trouble codes can also be checked and cleared, all with the touch of a button.



| Part No. | Description  |
|----------|--|
| JET15008 | 2007-18 Silverado/Sierra/Full Size SUV, 4.3L, 4.8L, 5.3L, 6.0L, 6.2L |

## Powr-Flo™ Throttle Body

Whether you're dealing with a worn-out throttle body that needs to be replaced, or you want to upgrade a stock unit, Powr-Flo™ throttle bodies improve air flow and throttle response. Featuring a CNC-machined aluminum housing, they are pre-calibrated for easy remove-and-replace installation.



| Part No. | Year      | Model             | Engine     |
|----------|-----------|-------------------|------------|
| JET76100 | 2003-2006 | Silverado 1500    | 4.8L, 5.3L |
|          |           | Tahoe             |            |
|          |           | Sierra 1500       |            |
|          |           | Yukon             |            |
| JET76102 | 2009-2013 | Suburban 1500     | 5.3L       |
|          |           | Yukon             |            |
|          |           | Tahoe             |            |
|          |           | Silverado 1500    |            |
| JET76108 | 2014-2018 | Sierra 1500       | 5.3L       |
|          |           | Yukon             |            |
|          |           | Suburban 1500     |            |
|          |           | Tahoe             |            |
| JET76114 | 2014-2017 | Durango           | 5.7L       |
|          |           | Ram               | 5.7L, 6.4L |
|          |           | Grand Cherokee    | 5.7L       |
| JET76113 | 2013-2017 | Grand Cherokee    | 3.6L       |
|          |           | Cherokee          |            |
|          |           | Wrangler          |            |
| JET76123 | 2017-2018 | Ford F-150        | 3.5L       |
| JET76119 | 2015-2017 | Ford F-150        | 3.0L       |
|          |           | Ford F-250, F-350 | 6.2L       |
| JET76122 | 2017-2018 | Acadia, Canyon    | 3.6L       |

## Low Temp T-Stat

Increase engine longevity and improve efficiency with a JET low-temperature thermostat. A cooler running engine helps prolong engine life.



| Part No. | Year      | Model          | Engine     |
|----------|-----------|----------------|------------|
| JET10183 | 2003-2015 | Ram 1500, 2500 | 5.7L       |
|          | 2004-2007 | Durango        | 5.7L       |
|          | 2005-2007 | Grand Cherokee | 5.7L       |
|          | 2007      | Grand Cherokee | 6.1L       |
|          | 2010      | Grand Cherokee | 5.7L       |
|          | 2010      | Grand Cherokee | 6.1L       |
|          | 2013      | Grand Cherokee | 5.7L       |
| JET10172 | 2015-18   | Grand Cherokee | 5.7L, 6.4L |
|          | 1997-2005 | Expedition     | 4.6L, 5.4L |
|          | 1997-2003 | F-150          | 4.6L, 5.4L |
|          | 2007-2008 | F-150          | 4.6L       |
| JET10167 | 2014-2018 | Expedition     | 5.4L       |
|          |           | Silverado 1500 | 5.3L       |
|          |           | Tahoe          |            |
| JET10179 | 2007-2013 | Sierra 1500    |            |
|          |           | Silverado 1500 |            |
|          |           | Tahoe          |            |
|          |           | Suburban       |            |
|          |           | Sierra 1500    |            |

## Powr-Flo™ Mass Air Sensor

The Powr-Flo™ mass air sensor improves horsepower, torque, and fuel economy up to 4.5%. Sensor is also compatible with computer upgrades as well as other intake and exhaust power adders. Installs in minutes.



| Part No.  | Year        | Model          | Engine     |
|-----------|-------------|----------------|------------|
| JET69190  | 2004-2011   | Expedition     | 5.4L       |
|           | 2004-2010   | Explorer       | 4.0L, 4.6L |
|           | 2005-2010   | F-150          | 5.4L       |
|           | 2005-2010   | F-250          | 5.4L       |
| JET69195  | 2011        | F-150          | 3.5L       |
|           | 2011-2014   | F-150          | 3.7L       |
|           | 2011-2014   | F-150          | 5.0L       |
|           | 2011-2013   | Explorer       | 3.5L       |
|           | 2011-2015   | F-250          | 6.2L       |
| JET69125  | 2012-2014   | Expedition     | 5.4L       |
|           | 2009-2014   | Suburban 1500  | 5.3L       |
|           | 2009-2014   | Tahoe          |            |
|           | 2009-2013   | Silverado 1500 |            |
| 2009-2013 | Sierra 1500 |                |            |
| JET69180  | 2015-2016   | Yukon          | 5.3L       |
|           |             | Yukon          |            |
|           |             | Yukon          |            |
|           |             | Yukon          |            |
|           |             | Yukon          |            |
|           |             | Yukon          |            |
| JET69147  | 2005-2018   | Tacoma         | 2.7L       |
|           |             | Tundra         | 4.6L, 5.7L |



## Xcelerator NEW!

The Jet Xcelerator is an easy-to-install performance device that modifies the signal to your electronic throttle. This allows quicker throttle response and removes the dreaded "throttle lag". Equipped with 5 throttle performance modes that the driver can select to best suit their driving style or needs. Set your throttle response from stock performance to wide open in the matter of a few clicks on your controller. In addition, there is a Valet Mode that reduces the throttle performance for the parking attendant and a Security Mode that stops the throttle from functioning at all.



| Years     | Make      | Models                   | Engines | Part No. |
|-----------|-----------|--------------------------|---------|----------|
| 2011-2018 | Cadillac  | Escalade                 | All     | JET40101 |
| 2008-2018 |           | Escalade ESV             | All     |          |
| 2008-2018 |           | Escalade EXT             | All     |          |
| 2008-2013 | Chevrolet | Avalanche                | All     | JET40101 |
| 2008-2018 |           | Silverado 1500,2500,3500 | All     |          |
| 2008-2018 |           | Suburban                 | All     |          |
| 2008-2018 |           | Tahoe                    | All     |          |
| 2006-2018 | Dodge     | Durango                  | All     | JET40104 |
| 2007-2018 |           | RAM 1500,2500,3500       | All     |          |
| 2007-2010 | Ford      | Edge                     | All     | JET40102 |
| 2011-2018 |           | Edge                     | All     | JET40103 |
| 2011-2018 |           | Escape                   | All     | JET40102 |
| 2005-2008 |           | Expedition               | All     | JET40102 |
| 2011-2018 |           | Expedition               | All     | JET40103 |
| 2005-2010 |           | Explorer                 | All     | JET40102 |

| Years     | Make   | Models              | Engines               | Part No. |
|-----------|--------|---------------------|-----------------------|----------|
| 2011-2018 | Ford   | Explorer            | All                   | JET40103 |
| 2007-2010 |        | Explorer Sport Trac | All                   | JET40102 |
| 2008      |        | F150                | All                   | JET40103 |
| 2009-2018 |        | F150                | All                   | JET40103 |
| 2006-2010 |        | F250,F350,F450,F550 | All                   | JET40102 |
| 2011-2018 |        | F250,F350,F450,F550 | All                   | JET40102 |
| 2011-2018 |        | Transit Connect     | All                   | JET40103 |
| 2009-2018 |        | Flex                | All                   |          |
| 2011-2018 |        | Transit 150,250,350 | All                   |          |
| 2008-2018 |        | GMC                 | Sierra 1500,2500,3500 | All      |
| 2008-2018 | Yukon  |                     | All                   | JET40101 |
| 2012-2018 | Jeep   | Wrangler            | All                   | JET40104 |
| 2015-2018 |        | Cherokee            | All                   |          |
| 2007-2018 |        | Grand Cherokee      | All                   |          |
| 2005-2018 | Toyota | Tacoma              | All                   | JET40105 |



## Cat4ward Shorty Headers

Bolt-on replacement, stainless steel Cat4ward headers open up the exhaust for increased performance without compromising the OEM emissions equipment. Extra-thick 3/8" CNC laser-cut flanges ensure a tight seal and trouble-free performance without leaks from warping. Each kit includes gaskets and hardware for installation.



JBA1830S



JBA1832S

| Year                          | Engine Applications               | Tube Size | Stainless Steel Part No. | Silver Ceramic Part No. | Titanium Ceramic Part No. |
|-------------------------------|-----------------------------------|-----------|--------------------------|-------------------------|---------------------------|
| <b>Chevrolet/GMC/Cadillac</b> |                                   |           |                          |                         |                           |
| <b>Avalanche</b>              |                                   |           |                          |                         |                           |
| 2002-13                       | 4.8, 5.3, 6.0, 6.2L Without EGR   | 1-5/8"    | JBA1850S-2               | —                       | —                         |
| <b>Blazer</b>                 |                                   |           |                          |                         |                           |
| 1992-95                       | 5.0L, 5.7L, Without Air Injection | 1-1/2"    | JBA1830S                 | —                       | —                         |
| <b>C/K Series Pickup</b>      |                                   |           |                          |                         |                           |
| 1996-00                       | 5.0L, 5.7L, Without Air Injection | 1-1/2"    | JBA1832S                 | —                       | —                         |
| 1988-95                       | 5.0L, 5.7L, Without Air Injection | 1-1/2"    | JBA1830S                 | —                       | —                         |
| <b>Escalade/ES/EXT</b>        |                                   |           |                          |                         |                           |
| 2002-13                       | 4.8L, 5.3L, Without EGR           | 1-5/8"    | JBA1850S-2               | —                       | —                         |
| 1998-00                       | 5.7L, Without Air Injection       | 1-1/2"    | JBA1832S                 | —                       | —                         |
| 2017-18                       | 6.2L DFI Without EGR              | 1-5/8"    | JBA1850S-4               | JBA1850S-4JS            | JBA1850S-4JT              |
| 2015-16                       |                                   |           |                          |                         |                           |
| 2016-18                       | 5.3L DFI Without EGR              | 1-5/8"    | JBA1850S-4               | JBA1850S-4JS            | JBA1850S-4JT              |
| 2015                          |                                   |           |                          |                         |                           |
| <b>Hummer H2</b>              |                                   |           |                          |                         |                           |
| 2003-06                       | 6.0L, All                         | 1-5/8"    | JBA1850S-3               | —                       | —                         |
| 2007-13                       | 6.0L, 6.2L, All                   | 1-5/8"    | JBA1850S-2               | —                       | —                         |
| <b>Silverado Pickup</b>       |                                   |           |                          |                         |                           |
| 2015-17                       | 6.0L 2500/3500                    | 1-5/8"    | JBA1850S-2               | —                       | —                         |
| 2002-13                       | 4.8, 5.3, No EGR                  | 1-5/8"    | JBA1850S-2               | —                       | —                         |
| 2007-14                       | 6.0, 6.2L Without EGT             | 1-5/8"    | JBA1850S-2               | —                       | —                         |
| 2003-06                       | 6.0L, Without EGR                 | 1-5/8"    | JBA1850S-3               | —                       | —                         |
| 2017-18                       | 6.2L DFI                          | 1-5/8"    | JBA1850S-4               | JBA1850S-4JS            | JBA1850S-4JT              |
| 2014-16                       |                                   |           |                          |                         |                           |
| 2016-18                       |                                   |           |                          |                         |                           |
| 2016                          |                                   |           |                          |                         |                           |
| 2014-15                       |                                   |           |                          |                         |                           |



| Year                               | Engine Applications               | Tube Size | Stainless Steel Part No. | Silver Ceramic Part No. | Titanium Ceramic Part No. |
|------------------------------------|-----------------------------------|-----------|--------------------------|-------------------------|---------------------------|
| <b>Chevrolet/GMC Cont.</b>         |                                   |           |                          |                         |                           |
| <b>Suburban</b>                    |                                   |           |                          |                         |                           |
| 1996-00                            | 5.0L, 5.7L, Without Air Injection | 1-1/2"    | JBA1832S                 | —                       | —                         |
| 1992-95                            | 5.0L, 5.7L, Without Air Injection | 1-1/2"    | JBA1830S                 | —                       | —                         |
| 2007-18                            | 6.0, 6.2L Without EGR             | 1-5/8"    | JBA1850S-2               | —                       | —                         |
| 2002-14                            | 4.8, 5.3L Without EGR             |           |                          | —                       | —                         |
| 2017-18                            | 6.2L DFI                          | 1-5/8"    | JBA1850S-4               | JBA1850S-4JS            | JBA1850S-4JT              |
| 2015-16                            |                                   |           |                          |                         |                           |
| 2016-18                            | 5.3L DFI                          |           |                          |                         |                           |
| 2014-15                            |                                   |           |                          |                         |                           |
| <b>Tahoe/Yukon</b>                 |                                   |           |                          |                         |                           |
| 1996-00                            | 5.0L, 5.7L, Without Air Injection | 1-1/2"    | JBA1832S                 | —                       | —                         |
| 2002-14                            | 4.8, 5.3, No EGR                  | 1-5/8"    | JBA1850S-2               | —                       | —                         |
| 2007-16                            | 6.0L, 6.2L Without EGR            | 1-5/8"    | JBA1850S-2               | —                       | —                         |
| 2017-18                            | 6.2L DFI                          | 1-5/8"    | JBA1850S-4               | JBA1850S-4JS            | JBA1850S-4JT              |
| 2015-16                            |                                   |           |                          |                         |                           |
| 2016-18                            | 5.3L DFI                          |           |                          |                         |                           |
| 2015                               |                                   |           |                          |                         |                           |
| <b>Dodge</b>                       |                                   |           |                          |                         |                           |
| <b>Ram</b>                         |                                   |           |                          |                         |                           |
| 2009-17                            | 5.7L HEMI                         | 1-5/8"    | JBA1961S-2               | —                       | —                         |
| <b>Ford</b>                        |                                   |           |                          |                         |                           |
| <b>Expedition</b>                  |                                   |           |                          |                         |                           |
| 1997-03                            | 5.4L, All                         | 1-1/2"    | JBA1679S                 | —                       | —                         |
| <b>F Series</b>                    |                                   |           |                          |                         |                           |
| 2004-10                            | 5.4L 3V, F150                     | 1-5/8"    | JBA1676S                 | —                       | —                         |
| 1997-03                            | 5.4L, F150                        | 1-1/2"    | JBA1679S                 | —                       | —                         |
| 2017-18                            | 5.0L                              | 1-3/4"    | JBA1683S                 | JBA1683SJS              | JBA1683SJT                |
| 2015-16                            |                                   |           |                          |                         |                           |
| 2017                               | 3.5L                              | 1-5/8"    | JBA188S                  | JBA188SJS               | JBA188SJT                 |
| 2015-16                            |                                   |           |                          |                         |                           |
| 2011-14                            | 3.7L                              |           |                          |                         |                           |
| 2011-14                            | 5.0L                              |           |                          |                         |                           |
| <b>Jeep</b>                        |                                   |           |                          |                         |                           |
| <b>Wrangler/Wrangler Unlimited</b> |                                   |           |                          |                         |                           |
| 1991-99                            | 4.0L, All                         | 1-1/2"    | JBA1526S                 | —                       | —                         |

## Performance Cat-Back Exhaust Systems

Mandrel-bent, stainless steel systems combine increased performance and durability. Comes with polished stainless steel chrome tip.



JBA40-3049

| Year   | Engine Applications                                     | Exit Location          | Tube Size | Part No.   |
|--|---|------------------------|-----------|------------|
| <b>Chevrolet</b>                               |   |                        |           |            |
| <b>Silverado Pickup</b>                        |   |                        |           |            |
| 2005-17  | 4.3/4.8/5.3L Reg Cab/Ext Cab/Crew Cab/Short Bed         | Dual Rear Exit         | 3"        | JBA40-3049 |
| 2001-06  | 6.0L/8.1L HD Extended Cab/Long Bed, 2/4WD               | Dual Side Swept Exit   | 3"        | JBA40-3030 |
| 2001-06  | 6.0L/8.1L HD Regular Cab/Short Bed, 2/4WD               | Dual Side Swept Exit   | 3"        | JBA40-3030 |
| 2001-06  | 6.0L/8.1L HD Crew Cab/Long Bed, 2/4WD                   | Dual Side Swept Exit   | 3"        | JBA40-3030 |
| 2014-18  | 5.3L Ext Cab/Long and Short Bed / Crew Cab Short Bed    | Single Side Swept Exit | 3"        | JBA40-3051 |
| <b>Tahoe/Yukon</b>                             |   |                        |           |            |
| 2015-18  | 5.3/6.2L DFI All  | Single Side Swept Exit | 3"        | JBA40-3052 |
| <b>Dodge</b>                                   |   |                        |           |            |
| <b>Ram</b>                                     |   |                        |           |            |
| 2006-17  | 5.7L HEMI Quad Cab, Std Cab, 1500                       | Single Side Swept Exit | 3"        | JBA40-1535 |
| 2005-17  | 5.7L HEMI Quad Cab, Std Cab, 1500 W/Dual Cut-Out Bumper | Dual Rear Exit         | 3-2-1/2"  | JBA40-1536 |
| <b>Ford</b>                                    |   |                        |           |            |
| <b>Ranger</b>                                  |   |                        |           |            |
| 1998-11  | 2.5L/3.0L/4.0L Super Cab/Short Bed                      | Single Side Swept Exit | 2-1/2"    | JBA40-2542 |
| <b>F Series (F150, F250, F350, Super-Duty)</b> |   |                        |           |            |
| 2015-18  | 2.7L/3.5L/5.0L  | Single Side Swept Exit | 3"        | JBA40-2529 |
| 2011-14  | 3.5L/5.0L ECO Boost & 5.0L All                          | Single Side Swept Exit | 3"        | JBA40-2528 |



# KC HiLITES



## Optional Upgrade Relay Kit KCH3300

Heavy-duty 40-amp relay kit can be used with any KC wiring kit.



## SlimLite Series

The 6" SlimLite features a low-profile design that fits where many other lights will not. A durable optical quality lens and polished, focused reflectors provides maximum lighting performance, all protected by a high-impact plastic stone guard. Sold in sets that include 2 SlimLites, stone guards, and pre-terminated relay harness with illuminated switch.



| Pair Part No. | Beam Type/Color | Housing | Watts | Beam Candlepower |
|---------------|-----------------|---------|-------|------------------|
| KCH124        | Driving - Clear | Black   | 100   | 120,000          |



## Quartz Halogen Bulbs

| Part No. | Description                                  |
|----------|--|
| KCH2551  | H3 55 Watt For All KC 55 Watt Halogen Lights |
| KCH2767  | H3 100 Watt For All KC 100 Watt Halogen      |

## Light Covers

Soft vinyl and hard plastic light covers add needed protection from stones and road grime. Covers are offered in a wide selection of sizes, colors, and styles, and they will also fit many other lights.

**Soft Vinyl (Sold In Pairs)**

| Part No. | Size     |
|----------|----------|
| KCH5100  | 6" Round |
| KCH5117  | 6" Round |

**Hard Plastic (Sold Separately)**

| Part No. | Size     |
|----------|----------|
| KCH5202  | 6" Round |



## 6" Daylighters

When it comes to off-road lighting, KC has illuminated the way for more winning vehicles than all other brands combined. From the famous Daylighter to the new Budget Daylighter, KC offers the most powerful and complete range of off-road and long range visibility applications. Pair packs include 2 Daylighters, switch kit, and Daylighter Happy Face style covers. Individual lights are packaged with covers only.



| Part No. | Beam Type/Color               | Finish | Watts | Beam Candlepower |
|----------|-------------------------------|--------|-------|------------------|
| KCH237   | Quartz Halogen Bulb Pair Pack | Chrome | 100   | 200,000          |

## Gravity LED G4 LED Fog Lights

4" Gravity LED universal replacement fog lights are a street legal performance light system that meets SAE J583 & ECE-R19 specifications. At the heart of the Gravity LED is KC's patented Gravity Reflective Diode (GRD). The GRD LED technology combines all the benefits of LEDs such as efficiency, solid state rigidity, and digital fabric with the use of optical reflectors. The combination of LEDs and optical reflectors maximizes light output while allowing precise beam pattern shaping.



| Part No. | Description                  |
|----------|------------------------------|
| KCH493   | Clear, Pair, Universal       |
| KCH497   | Clear, Pair, 2010-18 Jeep JK |

## Apollo Pro Series

Apollo Pro Series lights feature a super-tough Polymax housing with integrated stone guards and a flat, space-saving design. A computer-designed polished reflector is combined with and optical-quality glass lens for optimal brightness. Sold in pairs with pre-terminated relay wiring harness with waterproof connectors and switch. Available in 6" dia. 100-watt surface-mount Driving or Fog light models.



| Part No. | Description          |
|----------|----------------------|
| KCH151   | Driving, Clear, Pair |
| KCH152   | Fog, Clear, Pair     |

## Gravity® LED Pro 7" Headlight Kit **NEW!** KCH42341

Designed as a direct replacement for the 2007-17 Jeep JK these headlights feature bright CREE LEDs for DOT compliant low/high beams with built-in daylight running lights. The Gravity® Pro lights combine KC's patented Gravity® Projector Optic with their Gravity® Reflective Diode to drive a more controlled beam pattern while using superior light output. Designed with a durable die-cast aluminum housing and a hard coated polycarbonate lens, these lights will withstand the toughest terrain and conditions. Sold as a pair. 2,967 high beam lumens per light.



## Gravity® LED Pro 6 Lights

Powered by KC's patented Gravity® LED G6 optical inserts, these 6" 20-watt, single stud mount lights are available in three beam patterns, driving, spot and wide. Manufactured with high-output low-draw Cree LED's and adjustable ball mount base they easily mount on any flat surface. Pair packs include deluxe plug-and-play wiring harness with 30 amp LED switch.



| Part No. | Description                                      |
|----------|--|
| KCH91303 | Gravity® LED Pro6 Single, Driving Beam Pair Pack |
| KCH91301 | Gravity® LED Pro6 Single, Spot Beam Pair Pack    |
| KCH91305 | Gravity® LED Pro6 Single, Wide Beam Pair Pack    |

## Pro-Sport Gravity LED G6 Pair Pack System



Pro-Sport Gravity LED pair pack system is a performance off-road LED light in a compact impact resistant polymax housing. Comes with two 6" Pro-Sport Gravity LED lights (20W each, 40W total), switch kit, and wiring harness.

| Part No.      | Description                                    |
|---------------|--|
| <b>KCH643</b> | LED Spot Beam (Focused Bright Light) Pair Pack |
| <b>KCH644</b> | LED Driving Beam (Street Legal) Pair Pack      |

## 4" Rally 400 Halogen Pair Pack System - Black



Rally 400 4" 55W Driving Light System includes two fully assembled lights, complete wiring harness with illuminated switch and two protective stone guards. This lighting system is intended to provide additional width and distance to maximize road/trail coverage and is backed by the KC 23-year warranty.

| Part No.       | Description                            |
|----------------|--|
| <b>KCH490</b>  | 4" Rally 400 Halogen Pair Pack System  |
| <b>KCH7219</b> | 4" Stone Guard (Black With White Logo) |

## Pillar light mount brackets for 2018-19 Jeep Wrangler JL **NEW!** **KCH7318**



KC's A-Pillar light mount brackets allow you to add a pair of KC HiLITES to 2018-19 Jeep Wrangler JLs. KC A-Pillar/Cowl brackets are designed to bolt to factory locations and require no modifications for installation. Sold in pairs.

## C Series



KC C-Series light bars are an entry-level offering rugged enough to carry the KC HiLITES name.

| Pair Pack Part No. | Description             | Beam Pattern        |
|--------------------|-------------------------|---------------------|
| <b>KCH335</b>      | C20 - 20" LED Light Bar | Combo Spot / Spread |
| <b>KCH336</b>      | C30 - 30" LED Light Bar | Combo Spot / Spread |

## KC Cyclone Series Cyclone Accessory LED Light

KC's new Cyclone LED accessory light easily provides you with extra lighting wherever you need it most.

The flat-profile, 2.2" dia. light features 12 bright LEDs and is great for use as a dome or cargo light, underhood light, rock light, emergency repair light, and more. IP68-rated housing is dust- and waterproof, and can be attached easily to most surfaces. Ready to connect to any 12V power source with included wiring harness and switch. Call for additional color and kit options.



| Single Part Light Part # | Description             | Beam Pattern | Lens Color |
|--------------------------|-------------------------|--------------|------------|
| <b>KCH1351</b>           | 2" Mini Accessory Light | Flood        | Diffused   |
| <b>KCH1352</b>           | 2" Mini Accessory Light | Flood        | Amber      |
| <b>KCH1353</b>           | 2" Mini Accessory Light | Flood        | Red        |

## 2018-19 Jeep JL • Flex™ Array 10" LED Light Bar Kit **NEW!** **KCH281**



This 10" custom-fit LED light bar is designed to mount in the factory bolt hole locations of factory bumper, using the black powder coated brackets provided, with no drilling or cutting required. The 50-watt Cree XM-L2 LED lights produce 4,875 raw lumens and are mounted in IP68 rated die-cast aluminum Flex™ housings with hard-coated polycarbonate lenses. A combo beam pattern, with perfectly angled spot and spread reflectors provides maximum forward and peripheral light distance. Kit includes wiring harness and illuminated LED switch.



## Air Filter Oil And Cleaner

K&N Air Filter Oil is formulated for superior air filtration when applied to K&N filters. The cleaner and degreaser will clean K&N filter elements and is biodegradable.

| Part No.   | Description                                  |
|------------|--|
| KNE99-5000 | Recharger Kit, Oil (Spray Can) And Cleaner   |
| KNE99-5050 | Recharger Kit, Oil (Squeeze Can) And Cleaner |
| KNE99-0504 | Air Filter Oil, Aerosol 6 Oz.                |
| KNE99-0516 | Air Filter Oil, Aerosol 12 Oz.               |
| KNE99-0533 | Air Filter Oil, Squirt 8 oz.                 |
| KNE99-0606 | Air Filter Cleaner, Squirt 12 Oz.            |
| KNE99-0621 | Air Filter Cleaner, Squirt 32 Oz.            |
| KNE99-0635 | Air Filter Cleaner 1 Gallon                  |

Ground  
Shipment  
Only



## Performance Gold® Oil Filter

A real winner on the street or trail. Filter media has maximum surface area and can withstand a hydrostatic burst of over 550 psi, while an anti-drainback valve eliminates dry starts. A sturdy 1" wrench nut eases removal. Please call for applications not listed.



| Year                   | Model                   | Engine                 | Part No.   |
|------------------------|-------------------------|------------------------|------------|
| <b>Chevrolet / GMC</b> |                         |                        |            |
| 2007-10                | Acadia                  | 3.6L                   | KNEHP-1017 |
| 2011-13                | Acadia                  | 3.6L                   | KNEHP-2011 |
| 2014-18                | Acadia                  | 3.6L                   | KNEHP-2011 |
| 2007-11                | Avalanche               | 5.3L, 6.0L             | KNEHP-1017 |
| 2015-19                | Colorado/Canyon         | 2.5L                   | KNEHP-1017 |
| 2015-16                | Colorado/Canyon         | 3.6L                   | KNEPS-7003 |
| 2007-12                | Colorado/Canyon         | 2.9L                   | KNEHP-1007 |
| 2007-12                | Colorado/Canyon         | 3.7L                   | KNEHP-2006 |
| 2009-12                | Colorado/Canyon         | 5.3L                   | KNEHP-1017 |
| 2017-19                | Colorado/Canyon         | 3.6L                   | KNEPS-7027 |
| 2014-19                | Sierra 1500             | 4.3L, 5.4L, 6.2L       | KNEHP-2011 |
| 2014-19                | Silverado 1500          | 4.3L, 5.3L, 6.2L       | KNEHP-2011 |
| 2007-13                | Silverado/Sierra 1500   | 4.8L, 5.3L, 6.0L, 6.2L | KNEHP-1017 |
| 2007-12                | Silverado/Sierra 1500   | 4.3L                   | KNEHP-1001 |
| 2014-19                | Sierra 2500 HD          | 6.0L                   | KNEHP-1017 |
| 2014-19                | Silverado 2500 HD       | 6.0L                   | KNEHP-1017 |
| 2007-13                | Silverado/Sierra 2500HD | 6.0L                   | KNEHP-1017 |
| 2007-13                | Silverado/Sierra 1500   | 6.6L Diesel            | KNEHP-3003 |
| 2016-19                | Suburban                | 5.3L V8                | KNEHP-2011 |
| 2014-15                | Suburban 1500           | 5.3L                   | KNEHP-1017 |
| 2007-13                | Suburban 1500/2500      | 5.3L, 6.0L             | KNEHP-1017 |
| 2007-13                | Tahoe/Yukon             | 4.8L, 5.3L, 6.0L, 6.2L | KNEHP-1017 |
| 2016-19                | Yukon                   | 5.3L V8                | KNEHP-2011 |
| 2014-15                | Yukon                   | 5.3L, 6.2L             | KNEHP-1017 |
| 2016-19                | Tahoe                   | 5.3L, V8               | KNEHP-2011 |
| 2014-15                | Tahoe                   | 5.3L, 6.2L             | KNEHP-1017 |
| 2007-09                | Trailblazer             | 4.2L                   | KNEHP-2006 |
| 2007-09                | Trailblazer             | 5.3L, 6.0L             | KNEHP-1017 |
| 2009-10                | Traverse                | 3.6L                   | KNEHP-1017 |
| 2011-19                | Traverse                | 3.6L                   | KNEHP-2011 |
| 2014-19                | GMC Terrain             | 3.6L                   | KNEHP-2011 |
| <b>Dodge</b>           |                         |                        |            |
| 2005-08                | Dakota                  | 3.7L                   | KNEHP-2009 |
| 2009-11                | Dakota                  | 3.7L                   | KNEHP-2011 |
| 2005-08                | Dakota                  | 4.7L                   | KNEHP-2004 |
| 2008-11                | Dakota                  | 4.7L                   | KNEHP-2010 |
| 2005-08                | Durango                 | 3.7L                   | KNEHP-2009 |
| 2009                   | Durango                 | 3.7L                   | KNEHP-2011 |

| Year                 | Model           | Engine            | Part No.   |
|----------------------|-----------------|-------------------|------------|
| <b>Dodge (Cont.)</b> |                 |                   |            |
| 2005-07              | Durango         | 4.7L, 5.7L        | KNEHP-2004 |
| 2008-15              | Durango         | 4.7L, 5.7L        | KNEHP-2010 |
| 2016-18              | Durango         | 5.7L              | KNEHP-1017 |
| 2005-07              | Magnum          | 2.7L, 3.5L, 5.7L  | KNEHP-2004 |
| 2008                 | Magnum          | 2.7L, 3.5L, 5.7L  | KNEHP-2010 |
| 2005-08              | Ram 1500        | 3.7L              | KNEHP-2009 |
| 2009-12              | Ram 1500        | 3.7L              | KNEHP-2011 |
| 2005-07              | Ram 1500        | 4.7L, 5.7L        | KNEHP-2004 |
| 2008-12              | Ram 1500        | 4.7L, 5.7L        | KNEHP-2010 |
| 2013-19              | Ram 1500        | 5.7L, 6.4L        | KNEHP-1017 |
| 2005-07              | Ram 2500        | 5.7L              | KNEHP-2004 |
| 2008-12              | Ram 2500        | 5.7L              | KNEHP-2010 |
| 2013-19              | Ram 2500        | 5.7L, 6.4L        | KNEHP-1017 |
| 2005-18              | Ram 2500        | 5.9L, 6.7L Diesel | KNEHP-4003 |
| <b>Ford</b>          |                 |                   |            |
| 2010-18              | Edge            | 3.5L V6           | KNEHP-2011 |
| 2015-18              | Edge            | 3.5L              | KNEHP-2011 |
| 2015-18              | Expedition      | 3.5L              | KNEHP-2011 |
| 2005-15              | Expedition      | 5.4L              | KNEHP-2010 |
| 2005-11              | Explorer        | 4.0L, 4.6L        | KNEHP-2010 |
| 2011-12              | Explorer        | 2.0L              | KNEHP-1002 |
| 2011-18              | Explorer        | 3.5L              | KNEHP-2011 |
| 2013-18              | Escape          | 2.5L              | KNEHP-1002 |
| 2005-08              | F150            | 4.2L              | KNEHP-2009 |
| 2005-12              | F150            | 4.6L, 22mm Thread | KNEHP-2010 |
| 2005-09              | F150            | 4.6L, 3/4" Thread | KNEHP-2009 |
| 2011-18              | F150            | 3.5L, 3.7L, 5.0L  | KNEHP-2011 |
| 2011-17              | F150            | 6.2L              | KNEHP-2010 |
| 2010-16              | F150 Raptor     | 6.2L              | KNEHP-2010 |
| 2017-18              | F150 Raptor     | 3.5L              | KNEHP-2011 |
| 2005-16              | F250            | 5.4L              | KNEHP-2010 |
| 2005-19              | F250            | 6.2L, 6.8L        | KNEHP-2010 |
| 2017-19              | F250 Super Duty | 6.7L              | KNEHP-4005 |
| 2013-19              | Flex            | 3.5L              | KNEHP-2011 |
| 2005-08              | Ranger          | 3.0L, Gas         | KNEHP-2009 |
| 2005-11              | Ranger          | 4.0L              | KNEHP-2010 |
| <b>Jeep</b>          |                 |                   |            |
| Wrangler JL          | 2018-19         | 3.6L              | KNEPS-7026 |

## Intake Systems Kits See pages 109-111 for applications

Part number prefixes 57 and 63 indicate black HDPE tube, prefix 77 indicates aluminum tube and prefix 71 indicates Blackhawk Induction.

## Aircharger® Performance Kits KNE63-XXXX

Aircharger off-road and racing performance kits are less restrictive and provide quicker throttle response and more power throughout the RPM range. The screen and fabric combination creates a grid-like effect which straightens and smooths incoming air. Not legal or use on pollution controlled vehicles. The 63 Series is legal in all states, except California.



## Fuel Injection Performance Kits

### KNE57-XXXX

The most horsepower available from a kit, all are 50-state legal, include heat shields, and feature specially engineered HDPE tubes designed to speed air flow into the engine.



### Metal Intake Kits KNE77-XXXX

New style metal intake kits look great and include heat shields for increases in horsepower almost as great as from the 57 Series.

| Models                    | Year    | Engine               | Aircharger / FIPK Part No. | Metal Intake Part No. |
|---------------------------|---------|----------------------|----------------------------|-----------------------|
| <b>Cadillac</b>           |         |                      |                            |                       |
| Escalade                  | 2002-04 | 5.3L, 6.0L           | KNE57-3023-1 1             | —                     |
| Escalade                  | 2005-06 | 5.3L, 6.0L           | KNE57-3050                 | —                     |
| Escalade                  | 2007-08 | 6.2L                 | KNE57-3058                 | KNE77-3058KP          |
| Escalade                  | 2009-14 | 6.2L, V8             | KNE57-3070                 | —                     |
| Escalade                  | 2015-19 | 6.2L                 | KNE63-3082                 | KNE77-3082KP          |
| <b>Chevrolet</b>          |         |                      |                            |                       |
| Avalanche 1500            | 2007-08 | 5.3L, 6.0L           | KNE57-3058                 | KNE77-3058KP          |
| Avalanche                 | 2009-13 | 5.3L, 5.8L, 6.0L, V8 | KNE57-3070                 | KNE77-3070KP          |
| Blazer                    | 1996-05 | 4.3L                 | KNE57-3017-2 2             | —                     |
| Colorado                  | 2015-16 | 3.6L                 | KNE63-3088                 | —                     |
| Colorado                  | 2017-19 | 3.6L                 | KNE63-3104                 | —                     |
| C/K1500                   | 1996-99 | 5.7L                 | KNE57-3013-2 2             | —                     |
| Silverado 1500            | 1999-04 | 4.8L, 5.3L           | KNE57-3021-1 1             | KNE77-3021KP          |
| Silverado 1500            | 2005    | 5.3L                 | KNE57-3050                 | —                     |
| Silverado 1500 Classic    | 2006-07 | 4.8L, 5.3L           | KNE57-3050                 | —                     |
| Silverado 1500            | 2007-08 | 4.8L, 5.3L, 6.0L     | KNE57-3058                 | KNE77-3058KP          |
| Silverado 1500            | 2009-13 | 4.8L, 5.3L, 6.2L     | KNE57-3070                 | KNE77-3070KP          |
| Silverado 1500            | 2014-19 | 5.3L, 6.2L           | KNE63-3082                 | KNE77-3082KP          |
| Silverado 2500            | 1999-04 | 6.0L                 | KNE57-3023-1 1             | —                     |
| Silverado 2500 HD         | 2001-04 | 6.0L                 | KNE57-3031-1 1             | —                     |
| Silverado 2500 HD         | 2001-05 | 6.0L                 | KNE57-3031-1 1             | —                     |
| Silverado 2500 HD         | 2006-08 | 6.0L                 | KNE57-3067                 | —                     |
| Silverado 2500 HD         | 2001-03 | 6.6L, Diesel         | KNE57-3034                 | —                     |
| Silverado 2500 HD         | 2004    | 6.6L, Diesel         | KNE57-3034                 | —                     |
| Silverado 2500 HD         | 2004    | 6.6L, Diesel         | KNE57-3047                 | —                     |
| Silverado 2500 HD         | 2005    | 6.6L, Diesel         | KNE57-3047                 | —                     |
| Silverado 2500 HD         | 2005    | 6.6L, Diesel         | KNE57-3057                 | —                     |
| Silverado 2500 HD         | 2006    | 6.6L, Diesel         | KNE57-3057                 | —                     |
| Silverado 2500 HD         | 2007-10 | 6.6L, Diesel         | KNE57-3066                 | —                     |
| Silverado 2500 HD Classic | 2007    | 6.6L, Diesel         | KNE57-3057                 | —                     |
| Silverado 2500HD          | 2011-14 | 6.6L Diesel          | KNE57-3077                 | —                     |
| Silverado 2500HD          | 2015-16 | 6.6L Diesel          | KNE63-3087                 | KNE77-3087KP          |
| Silverado 2500HD          | 2017-19 | 6.6L Diesel          | KNE63-3101                 | —                     |
| Silverado SS              | 2005-07 | 6.0L                 | KNE57-3050                 | —                     |
| Suburban                  | 1996-99 | 5.7L                 | KNE57-3013-2 2             | —                     |
| Suburban 1500             | 2000-04 | 5.3L                 | KNE57-3023 1               | —                     |
| Suburban 1500             | 2005    | 5.3L                 | KNE57-3050                 | —                     |
| Suburban 1500             | 2006    | 5.3L                 | KNE57-3050                 | —                     |
| Suburban 1500             | 2007-08 | 4.8L, 5.3L, 6.0L     | KNE57-3058                 | —                     |
| Suburban 1500             | 2009-14 | 5.3L, V8             | KNE57-3070                 | KNE77-3070KP          |
| Suburban                  | 2015-19 | 5.3L                 | KNE63-3082                 | KNE77-3082KP          |
| Tahoe                     | 1996-00 | 5.7L                 | KNE57-3013-2 2             | —                     |
| Tahoe                     | 2000-04 | 5.3L                 | KNE57-3023 1               | —                     |
| Tahoe                     | 2006    | 5.3L                 | KNE57-3050                 | —                     |
| Tahoe                     | 2007-08 | 4.8L, 5.3L           | —                          | KNE77-3058KP          |
| Tahoe                     | 2009-14 | 4.8L, 5.3L, 6.2L     | KNE57-3070                 | KNE77-3070KP          |
| Tahoe                     | 2015-19 | 5.3L                 | KNE63-3082                 | KNE77-3082KP          |
| TrailBlazer               | 2002-05 | 4.2L                 | —                          | KNE77-3036KP          |
| TrailBlazer               | 2006-08 | 6.0L                 | KNE57-3061                 | —                     |
| <b>Dodge</b>              |         |                      |                            |                       |
| Dakota                    | 2007-10 | 4.7L                 | KNE57-1546                 | —                     |
| Dakota                    | 2005-08 | 4.7L                 | KNE57-1546                 | —                     |
| Durango                   | 2011-17 | 5.7L                 | KNE63-1563                 | —                     |
| Ram 1500                  | 2003-04 | 5.7L                 | KNE57-1533                 | KNE77-1533KP          |
| Ram 1500, 2500            | 2009-19 | 5.7L                 | KNE63-1561                 | KNE77-1561KP          |
| Ram 1500, 2500            | 2005-08 | 5.7L                 | KNE57-1533                 | KNE77-1533KP          |
| Ram 2500                  | 2013-19 | 6.7L                 | KNE63-1568                 | —                     |
| Ram 2500                  | 2003-08 | 5.7L                 | KNE57-1533                 | KNE77-1533KP          |
| Ram 2500                  | 2011-19 | 5.7L                 | KNE63-1561                 | —                     |
| Ram 2500                  | 2014-18 | 6.4L                 | —                          | KNE77-1568KTK         |
| Ram 2500, 3500            | 2003-07 | 5.9L, Diesel         | KNE57-1532                 | —                     |
| Ram 2500, 3500            | 2006-07 | 5.9L, Diesel         | KNE57-1532                 | —                     |



#### Footnotes:

- 1 - Street legal in 50 states.
- 2 - Street legal in most states, not legal for use on emissions controlled vehicles in the state of California.
- 3 - LB7 Only.
- 4 - LLY Only.
- 5 - With Panel filter.
- 6 - With Round filter.

## Intake Systems - Cont.

Part number prefixes 57 and 63 indicate black HDPE tube, prefix 77 indicates aluminum tube.

| Models                     | Year    | Engine           | Aircharger / FIPK Part No. | Metal Intake Part No. |
|----------------------------|---------|------------------|----------------------------|-----------------------|
| <b>Ford</b>                |         |                  |                            |                       |
| Excursion                  | 2000-03 | 7.3L Diesel      | KNE57-2530                 | —                     |
| Expedition                 | 1997-02 | 4.6L, 5.4L       | KNE57-2541                 | —                     |
| Expedition                 | 1997-04 | 4.6L             | KNE57-2541                 | —                     |
| Expedition                 | 1997-04 | 5.4L             | KNE57-2541                 | —                     |
| Expedition                 | 2005    | 5.4L             | KNE57-2556                 | —                     |
| Expedition                 | 2007-14 | 5.4L             | KNE57-2575                 | —                     |
| Expedition                 | 2017-18 | 3.5L             | KNE63-2599                 | —                     |
| Explorer                   | 2011-18 | 3.5L             | —                          | KNE77-2575KS          |
| F150                       | 1997-03 | 4.6L, 5.4L       | KNE57-2541                 | —                     |
| F150                       | 2006    | 4.6L             | —                          | —                     |
| F150                       | 2007-08 | 4.6L, V8         | —                          | —                     |
| F150                       | 2009-10 | 4.6L, V8         | KNE57-2580                 | —                     |
| F150                       | 2004-05 | 5.4L             | KNE57-2556                 | —                     |
| F150                       | 2006-08 | 5.4L             | KNE57-2556                 | —                     |
| F150                       | 2009-10 | 5.4L             | KNE57-2575                 | —                     |
| F150                       | 2011-14 | 5.0L, V8         | KNE57-2581                 | —                     |
| F150                       | 2011-14 | 3.5L             | KNE57-2583                 | —                     |
| F150                       | 2015-18 | 5.0L             | KNE63-2591                 | KNE77-2591KP          |
| F150                       | 2015-16 | 3.5L             | KNE63-2592                 | —                     |
| F150                       | 2017-18 | 3.5L             | KNE63-2599                 | —                     |
| F150                       | 2015-18 | 2.7L             | KNE63-2593                 | —                     |
| F150 SVT Raptor            | 2010-15 | 6.2L, V8         | —                          | KNE77-2579KTK         |
| F150 SVT Raptor            | 2017-18 | 3.5L             | KNE63-2599                 | —                     |
| F150 Heritage              | 2004    | 4.6L             | KNE57-2541                 | —                     |
| F250 Super Duty            | 1999-04 | 5.4L             | KNE57-2525-2 2             | —                     |
| F250 Super Duty            | 2017-19 | 6.7L             | KNE63-2597                 | —                     |
| F250 Super Duty            | 2017-19 | 6.2L             | —                          | KNE77-2588KTK         |
| F250/350                   | 2011-15 | 6.2L             | —                          | KNE77-2582KTK         |
| F250, 350 SD               | 2000-03 | 7.3L, Diesel     | KNE57-2530                 | —                     |
| F250, 350 SD               | 1999-04 | 6.8L V10         | —                          | —                     |
| F250, F350 Super Duty Flex | 2008-10 | 6.4L, Diesel     | KNE57-2576                 | —                     |
| F250, F350 Super Duty Flex | 2013-19 | 3.5L             | —                          | KNE77-2576KTK         |
| <b>GMC</b>                 |         |                  |                            |                       |
| Canyon                     | 2015-16 | 3.6L V6 F/1 All  | KNE63-3088                 | —                     |
| Canyon                     | 2017-19 | 3.6L             | KNE63-3104                 | —                     |
| C1500 Suburban             | 1996-99 | 5.7L             | KNE57-3013-2 2             | —                     |
| Jimmy                      | 1996-01 | 4.3L             | KNE57-3017-2 2             | —                     |
| Sierra 1500                | 1999-04 | 4.8L, 5.3L       | KNE57-3021-1 1             | KNE77-3021KP          |
| Sierra 1500                | 2007-08 | 4.8L, 5.3L, 6.0L | KNE57-3058                 | KNE77-3058KP          |
| Sierra 1500                | 2009-13 | 4.8L, 5.3L, 6.2L | KNE63-3070                 | KNE77-3070KP          |
| Sierra 1500                | 2014-19 | 5.3L, 6.2L       | KNE63-3082                 | KNE77-3082KP          |
| Sierra 1500 Classic        | 2006-07 | 5.3L             | KNE57-3050                 | —                     |
| Sierra 2500 HD             | 2001-06 | 6.0L             | KNE57-3031-1 1             | —                     |
| Sierra 2500 HD             | 2001-03 | 6.6L, Diesel     | KNE57-3034                 | —                     |
| Sierra 2500 HD Classic     | 2007    | 6.6L, Diesel     | KNE57-3057                 | —                     |
| Sierra 2500 HD             | 2007    | 6.0L             | KNE57-3031-1 1             | —                     |
| Sierra 2500 HD             | 2007-08 | 6.0L             | KNE57-3067                 | —                     |
| Sierra 2500 HD             | 2008-10 | 6.6L, V8, Diesel | KNE57-3066                 | —                     |
| Sierra 2500 HD             | 2011-14 | 6.6L             | KNE63-3082                 | —                     |
| Sierra 2500 HD             | 2015-16 | 6.6L             | KNE63-3087                 | —                     |
| Sierra 2500 HD             | 2011-14 | 6.6L             | KNE63-3082                 | KNE77-3101KP          |
| Sierra 2500 HD             | 2017-19 | 6.6L             | KNE63-3101                 | —                     |
| Yukon                      | 2015-17 | 6.2L             | KNE63-3082                 | —                     |
| Yukon                      | 2005-06 | 5.3L             | KNE57-3050                 | —                     |
| Yukon                      | 2007-08 | 4.8L, 5.3L, 6.2L | KNE57-3058                 | —                     |
| Yukon                      | 2009-14 | 4.8L, 5.3L       | KNE57-3070                 | KNE77-3070KP          |
| Yukon                      | 2015-19 | 5.3L, 6.2L       | KNE63-3082                 | KNE77-3082KP          |
| Yukon Denali               | 2005    | 6.0L             | KNE57-3050                 | —                     |
| Yukon Denali               | 2006    | 6.0L             | KNE57-3050                 | —                     |
| Yukon Denali               | 2009-14 | 6.2L             | KNE57-3070                 | KNE77-3070KP          |
| Yukon Denali               | 2015-19 | 6.2L             | KNE63-3082                 | —                     |
| Yukon Denali, XL           | 2007-08 | 6.2L             | KNE57-3058                 | KNE77-3058KP          |
| Yukon Denali XL            | 2009-14 | 6.2L             | KNE63-3070                 | KNE77-3070KP          |
| Yukon XL 1500              | 2000-04 | 5.3L             | KNE57-3023-1 1             | —                     |
| Yukon XL 1500              | 2007-08 | 5.3L, 6.0L       | KNE57-3058                 | KNE77-3058KP          |
| Yukon XL 1500              | 2009-14 | 5.3L             | KNE63-3070                 | KNE77-3070KP          |
| <b>Jeep</b>                |         |                  |                            |                       |
| Compass                    | 2012-17 | 2.0L, 2.4L       | KNE63-1567                 | —                     |
| Cherokee                   | 1996-01 | 4.0L             | KNE57-1518                 | —                     |
| Cherokee                   | 2014-18 | 3.2L             | KNE63-1569                 | —                     |
| Commander                  | 2008-10 | 5.7L, V8         | KNE57-1549                 | —                     |
| Grand Cherokee             | 2005-07 | 5.7L             | KNE57-1549                 | —                     |
| Grand Cherokee             | 2008-10 | 5.7L, V8         | KNE57-1549                 | —                     |
| Grand Cherokee             | 2011-16 | 5.7L             | KNE63-1563                 | —                     |
| Wrangler                   | 1997-06 | 4.0L             | KNE57-1514-1 1             | —                     |
| Wrangler                   | 2007-11 | 3.8L             | KNE57-1553                 | —                     |
| Wrangler JK                | 2012-18 | 3.6L             | KNE63-1566                 | —                     |
| Wrangler JL                | 2018-19 | 3.6L             | KNE63-1576                 | KNE77-1576KP          |
| Patriot                    | 2011-17 | 2.0L, 2.4L       | KNE63-1567                 | —                     |



### Footnotes:

- 1 - Street legal in 50 states.
- 2 - Street legal in most states, not legal for use on emissions controlled vehicles in the state of California.

## OE Replacement Air Filters

K&N replacement air filters fit exactly like the factory filter, K&N washable filters are designed to last a lifetime.

| Model                     | Year    | Engine                 | Note              | Part No.          |
|---------------------------|---------|------------------------|-------------------|-------------------|
| <b>Cadillac</b>           |         |                        |                   |                   |
| Escalade                  | 2002-18 | 6.0L, 6.2L             | —                 | <b>KNE33-2135</b> |
| <b>Chevrolet</b>          |         |                        |                   |                   |
| Avalanche                 | 2002-13 | 5.3L                   | —                 | <b>KNE33-2129</b> |
|                           | 2001-09 | 6.0L, 8.1L             | —                 | <b>KNE33-2135</b> |
| Colorado                  | 2017-19 | 2.5L, 2.8L             | —                 | <b>KNE33-5030</b> |
|                           | 2015-19 | 3.6L                   | —                 | <b>KNE33-5030</b> |
|                           | 2007    | 2.9L, 3.7L             | —                 | <b>KNEE0773</b>   |
|                           | 2004-06 | 2.8L, 3.5L             | —                 | <b>KNEE0773</b>   |
| Silverado 1500 Classic    | 1999-07 | 4.3L, 4.8L, 5.3L       | —                 | <b>KNE33-2129</b> |
| Silverado 1500            | 2008-13 | 4.3L, 4.8L, 5.3L       | —                 | <b>KNE33-2129</b> |
| Silverado 1500 HD/2500HD  | 2001-16 | 6.0L                   | —                 | <b>KNE33-2135</b> |
|                           | 2014-18 | 4.3L, 5.3L             | —                 | <b>KNE33-2129</b> |
| Silverado 1500            | 2014-18 | 6.2L                   | —                 | <b>KNE33-2135</b> |
|                           | 2019    | 5.3L/6.2L              | —                 | <b>KNE33-5083</b> |
| Silverado                 | 2007-18 | 6.0L                   | —                 | <b>KNE33-2135</b> |
|                           | 2001-03 | 6.6L, Diesel           | —                 | <b>KNE33-2135</b> |
| Silverado 2500 HD/3500    | 2004    | 6.6L, Diesel           | 3                 | <b>KNE33-2135</b> |
|                           | 2004    | 6.6L, Diesel           | 4                 | <b>KNE33-2135</b> |
|                           | 2005    | 6.6L, Diesel           | 6                 | <b>KNEE0781</b>   |
|                           | 2005    | 6.6L, Diesel           | 5                 | <b>KNE33-2135</b> |
| Silverado 2500 HD Classic | 2006-10 | 6.6L, Diesel           | —                 | <b>KNEE0781</b>   |
| Silverado 2500 HD         | 2011-16 | 6.6L                   | —                 | <b>KNE33-2466</b> |
|                           | 2017-19 | 6.6L                   | —                 | <b>KNE33-5065</b> |
| Silverado 2500 HD/3500    | 2001-19 | 6.0L, 6.2L, 8.1L       | —                 | <b>KNE33-2135</b> |
| Suburban 1500             | 2000-19 | 5.3L                   | —                 | <b>KNE33-2129</b> |
| Suburban                  | 2000-13 | 6.0L, 8.1L             | —                 | <b>KNE33-2135</b> |
|                           | 2000-19 | 4.8L, 5.3L             | —                 | <b>KNE33-2129</b> |
| Tahoe                     | 2008-14 | 6.0L                   | —                 | <b>KNE33-2135</b> |
|                           | 2018-19 | 6.2L                   | —                 | <b>KNE33-2135</b> |
| Transverse                | 2018-19 | 2.0L/3.6L              | —                 | <b>KNE33-5056</b> |
|                           | 2009-12 | 3.6L                   | —                 | <b>KNE33-2394</b> |
| <b>Dodge</b>              |         |                        |                   |                   |
| Durango                   | 2011-19 | 3.6L, V6               | —                 | <b>KNE33-2457</b> |
|                           | 2011-18 | 5.7L, 6.4L             | —                 | <b>KNE33-2457</b> |
| Ram 1500 Pickup           | 2002-18 | 3.0L, 3.6L, 3.7L, 4.7L | —                 | <b>KNE33-2247</b> |
|                           | 2019    | 3.6L, 5.7L             | —                 | <b>KNE33-2247</b> |
|                           | 2002-03 | 5.9L                   | —                 | <b>KNE33-2247</b> |
| Ram 2500 Pickup           | 2003-18 | 6.4L                   | —                 | <b>KNE33-2247</b> |
|                           | 2013-18 | 6.7L, Diesel           | —                 | <b>KNE33-5005</b> |
| <b>GMC</b>                |         |                        |                   |                   |
| Acadia                    | 2017-19 | 3.6L                   | —                 | <b>KNE33-5056</b> |
|                           | 2017-19 | 2.5L                   | —                 | <b>KNE33-5056</b> |
| Canyon                    | 2015-19 | 3.6L                   | —                 | <b>KNE33-5030</b> |
|                           | 2017-19 | 2.5L, 2.8L             | —                 | <b>KNE33-5030</b> |
|                           | 2011    | 5.3L, V8               | —                 | <b>KNE33-2408</b> |
|                           | 2008-12 | 2.9L, 3.7L             | —                 | <b>KNE33-2408</b> |
| Envoy                     | 2004-07 | 2.8L, 2.9L, 3.5L, 3.7L | —                 | <b>KNEE0773</b>   |
|                           | 2002-09 | 4.2L, 5.3L             | —                 | <b>KNEE1009</b>   |
| Sierra 1500 Classic       | 1999-07 | 4.3L, 4.8L, 5.3L       | —                 | <b>KNE33-2129</b> |
|                           | 2007-13 | 4.3L, 4.8L, 5.3L       | —                 | <b>KNE33-2129</b> |
| Sierra 1500               | 2014-18 | 4.3L, 5.3L             | —                 | <b>KNE33-2129</b> |
|                           | 2007-18 | 6.0L                   | —                 | <b>KNE33-2135</b> |
|                           | 2009-18 | 6.2L                   | —                 | <b>KNE33-2135</b> |
| Sierra 2500HD             | 2019    | 5.3L/6.2L              | —                 | <b>KNE33-5083</b> |
|                           | 2001-19 | 6.0L, 8.1L             | —                 | <b>KNE33-2135</b> |
|                           | 2006-10 | 6.6L, Diesel           | —                 | <b>KNEE0781</b>   |
|                           | 2011-16 | 6.6L, V8 Diesel        | —                 | <b>KNE33-2466</b> |
| Yukon                     | 2017-19 | 6.6L                   | —                 | <b>KNE33-5065</b> |
|                           | 2001-19 | 4.8L, 5.3L             | —                 | <b>KNE33-2129</b> |
| Yukon/Denali, XL          | 2008-13 | 6.0L, V8               | —                 | <b>KNE33-2135</b> |
|                           | 2018-19 | 6.2L                   | —                 | <b>KNE33-2135</b> |
| Yukon XL 1500             | 2001-13 | 6.0L                   | —                 | <b>KNE33-2135</b> |
|                           | 2007-19 | 6.2L                   | —                 | <b>KNE33-2135</b> |
| 2000-19                   | 5.3L    | —                      | <b>KNE33-2129</b> |                   |

| Model           | Year    | Engine                       | Part No.            |
|-----------------|---------|------------------------------|---------------------|
| <b>Ford</b>     |         |                              |                     |
| Edge            | 2010-14 | 3.5L, V6                     | <b>KNE33-2395</b>   |
|                 | 2011-14 | 3.7L, V6                     | <b>KNE33-2395</b>   |
|                 | 2015-19 | 3.5L, 2.7L, 2.0L             | <b>KNE33-5000</b>   |
| Escape          | 2001-08 | 2.3L, 3.0L                   | <b>KNE33-2187</b>   |
| Excursion       | 2000-03 | 7.3L, Diesel                 | <b>KNE33-2248</b>   |
|                 | 2015-19 | 3.5L                         | <b>KNE33-2385</b>   |
| Expedition      | 2005-06 | 5.4L                         | <b>KNE33-2287</b>   |
|                 | 2007-14 | 5.4L                         | <b>KNE33-2385</b>   |
|                 | 2011-18 | 2.3L, 3.5L, V6               | <b>KNE33-2395</b>   |
| Explorer        | 2011-19 | 2.7L, 3.5L, 3.7L, 5.0L, 6.2L | <b>KNE33-2385</b>   |
| F150            | 2017-19 | 3.5L                         | <b>KNE33-2385</b>   |
|                 | 2011-14 | 6.2L, V8                     | <b>KNE33-2385</b>   |
|                 | 2009-10 | 4.6L, 5.4L                   | <b>KNE33-2385</b>   |
| F150 Raptor     | 2004-08 | 5.4L                         | <b>KNE33-2287</b>   |
|                 | 1997-08 | 4.6L                         | <b>KNEE0945</b>     |
|                 | 1997-03 | 5.4L                         | <b>KNEE0945</b>     |
| F250 Super Duty | 2011-16 | 6.2L, 6.8L V8                | <b>KNE33-2385</b>   |
|                 | 2011-16 | 6.7L                         | <b>KNE33-5010</b>   |
| F250            | 2008-10 | 5.4L, 6.8L                   | <b>KNE33-2385</b>   |
|                 | 2008-10 | 6.4L                         | <b>KNEE0785</b>     |
| F250 Super Duty | 2005-07 | 5.4L                         | <b>KNE33-2287</b>   |
|                 | 2017-19 | 6.7L Diesel                  | <b>KNEE-0644</b>    |
|                 | 2017-19 | 6.2L                         | <b>KNEE-0644</b>    |
| Ranger          | 2005-07 | 5.4L                         | <b>KNE33-2287</b>   |
|                 | 1998-11 | 3.0L, 4.0L                   | <b>KNE33-2106-1</b> |
| <b>Hummer</b>   |         |                              |                     |
| H3              | 2006-07 | 3.5L, 3.7L                   | <b>KNEE0773</b>     |
|                 | 2008-10 | 3.5L, 3.7L, 5.3L             | <b>KNE33-2408</b>   |
| <b>Jeep</b>     |         |                              |                     |
| Commander       | 2006-10 | 3.7L, 4.7L, 5.7L, 6.1L       | <b>KNE33-2233</b>   |
| Compass         | 2011-17 | 2.0L, 2.1L, 2.4L             | <b>KNEE1988</b>     |
|                 | 2007    | 3.0L, Diesel                 | <b>KNE33-2233</b>   |
|                 | 2005-10 | 3.7L, 4.7L, 5.7L, 6.1L       | <b>KNE33-2233</b>   |
| Grand Cherokee  | 2011-18 | 3.6L, 5.7L, 6.4L             | <b>KNE33-2457</b>   |
|                 | 2018-19 | 6.2L                         | <b>KNE33-5077</b>   |
|                 | 2002-07 | 2.8L, 3.7L                   | <b>KNE33-2233</b>   |
| Liberty         | 2008-12 | 3.7L                         | <b>KNE33-2363</b>   |
|                 | 2011-17 | 2.0L, 2.1L, 2.4L             | <b>KNEE1988</b>     |
| Patriot         | 1998-06 | 4.0L                         | <b>KNE33-2114</b>   |
| Wrangler        | 2018-19 | 3.6L                         | <b>KNE33-5076</b>   |
| Wrangler JL     | 2018-19 | 3.6L                         | <b>KNE33-5076</b>   |
| <b>Toyota</b>   |         |                              |                     |
| 4-Runner        | 2003-09 | 4.0L                         | <b>KNE33-2281</b>   |
| FJ Cruiser      | 2007-09 | 4.0L                         | <b>KNE33-2281</b>   |
| Toyota Tacoma   | 2014-16 | 3.5L                         | <b>KNE33-5017</b>   |
|                 | 2005-15 | 4.0L                         | <b>KNE33-2281</b>   |
|                 | 2016-19 | 3.5L                         | <b>KNE33-5017</b>   |
| Tacoma          | 2014-19 | 5.7L, 4.6L, 3.5L             | <b>KNE33-5017</b>   |
|                 | 2011-13 | 4.0L                         | <b>KNE33-2387</b>   |
|                 | 2005-10 | 4.0L                         | <b>KNE33-2281</b>   |
|                 | 2007-13 | 4.0L, 4.6L, 4.7L, 5.7L       | <b>KNE33-2387</b>   |



KNE33-2129



KNE33-2135

Footnotes: 3 - LB7 Only 4 - LLY Only 5 - With panel filter 6 - With round filter

## Gas-A-Just Truck and Van Series Shock

Depend on Gas-a-Just Shocks for unsurpassed road control. Specially engineered for trucks, vans, and 4x4's, KYB Gas-a-Just Shocks are the best selling monotube shocks in America. Monotube design and high-pressure N2 gas prevent performance fade by eliminating aeration and foaming, a problem common to other shocks when air mixes with fluid. Gas-a-Just shocks are ideal for use with radial or bias-ply tires on most U.S. made and import light trucks, vans, 4x4's, and off-road vehicles.

**Call for applications.**





## Custom Street Headers

Kook's Custom Headers use only the best 304 stainless steel, 16 or 18-gauge mandrel-bent tubing. Headers feature 3/8" thick stainless steel flanges, stainless steel O2 bungs, and are TIG-welded with stainless wire. All headers come with a natural metal finish and a lifetime warranty for the original owner.

| Part No.                           | Description   |
|------------------------------------|---|
| <b>Stainless Long Tube Headers</b> |   |
| KOK34002400                        | 2006-10 Jeep Cherokee SRT-8 6.1L Hemi, 1-7/8" x 3" Long Tube Headers                    |
| KOK28502200                        | 1999-13 GM Full-Size Trucks and SUV All 4.8/5.3/6.0/6.2L, 1-3/4" x 3" Long Tube Headers |
| KOK28602202                        | 2015 GM 1500 Series Truck 5.3L/6.2L, 13-3/4" Stainless Steel Long Tube Header           |
| KOK28602402                        | 2015 GM 1500 Series Truck 5.3L/6.2L, 17-7/8" Stainless Steel Long Tube Header           |

## Stainless Steel Y Catted Pipes

Made of 304 stainless steel, midpipes improve horsepower and torque with unrestricted exhaust flow. For use with Kook's long-tube headers.

| Part No.    | Description   |
|-------------|---|
| KOK28603200 | 2014-18 GM 1500 Series 5.3L V8, 3" x OEM Y-Pipe, Catted   |
| KOK28623200 | 2019 GM 1500 Series Truck 5.3L, 3" x OEM Outlet Catted Steel Y Pipe. Must be used with Kooks Headers  |
| KOK28624150 | 2019 GM 1500 Series Truck 5.3L, Double Cab w/Standard Box & Crew Cab w/ Short Box, OEM x 3" Stainless Steel Catback Dual Rear Bumper Exit Uses OEM In-Bumper Tips |



## Quick Paint Cleaning System Kit

### LIQ10201

A unique, easy-to-use 3-step system that effortlessly cleans paint, glass, and chrome. Easily removes dull oxidized paint, water spots, tree sap, bugs, and other contaminants leaving behind perfectly clean, smooth paint. Better than clay bars. Kit contains Quick Paint cleaning bar, Quick detailer and spray wax, and microfiber cloth.



## Wheel Cleaner

### LIQ10202

Manufactured with a non-acid formula that is tough on dirt but gentle on wheels. When used as directed, Liquid Glow Wheel Cleaner busts through brake dust and rinses away clean, leaving wheels sparkling clean. Safe for all wheel types including painted, clear coated, powder coated, steel, modular, or chrome 22-oz. spray bottle. Sold each.



## Car Wash With Carnauba Wax

### LIQ10302

This liquid car soap is extremely gentle on a vehicle's paint, yet tough on dirt and grime. Ordinary soap can strip away wax and actually harm the paint surface. Liquid Glow Car Wash with Carnauba Wax is designed just for vehicles, with a pH balanced formula that is biodegradable and a high suds formula that suspends dirt away from the paint. Not only is this soap gentle and cleansing, it also contains genuine carnauba wax to replenish the vehicle's existing coat of wax. 64-oz. bottle. Sold each



## Glazing Polish

### LIQ20101

Liquid Glow Glazing Polish combines both glaze and polish into one easy-to-use product. This car polish is also a swirl-removing glaze that is safe for all vehicles, non-abrasive, and won't harm paint. Designed to be easy to use for the non-professional, but with results that would make any pro detailer happy. Liquid Glow Glazing Polish will give your paint a deep, liquid glow and mirror-like depth that makes it look better than it did brand new. 16-oz. squeeze bottle.



## Sealant Wax

### LIQ30101

Sealant Wax combines the best qualities of both carnauba wax and a synthetic polymer sealant. This combination produces the long-lasting durability and hard shine of synthetic polymer sealant with the amazing depth and glow of genuine carnauba wax. 16-oz. squeeze bottle. Sold each. Made in USA.



## Quick Detailer And Spray Wax With Genuine Carnauba

### LIQ30202

Quick Detailer is the fastest and easiest way to clean paint while waxing it too. Manufactured with a premium-grade Brazilian carnauba wax that provides a deep, rich wet looking shine. Can even be applied in direct sunlight without any fear of streaking or hazing. 22-oz. spray bottle. Sold each. Made in USA.



## Interior Cleaner and Protectant

### LIQ60101

This solvent-free interior cleaner is safe to use on leather, plastic, rubber, and vinyl. In addition to its excellent cleaning properties, it also restores natural color and luster to all interior surfaces. The dry, satin finish protects against UV rays while repelling dust and dirt. 16-oz. spray bottle. Sold each. Made in USA.







## Flexible Transmission Dipsticks

Transmission dipsticks are available for all popular transmissions, in firewall or transmission-mount styles. Dipstick assemblies do not have locking feature. Call for other applications.

| Part No.                      | Description              |
|-------------------------------|--------------------------|
| <a href="#">LOKTD34L80FM</a>  | GM 4L80E, Firewall Mount |
| <a href="#">LOKTD34L60EFM</a> | GM 4L60E, Firewall Mount |
| <a href="#">LOKTD34L60ETM</a> | GM 4L60E, Trans. Mount   |



LOKTD3727FM

## Anchor-Tight™ Locking Flexible Engine Dipsticks

Locking mechanism eliminates expulsion of dipstick handle under pressure. Features a PTFE-lined stainless braided outer housing and an easy-to-read flexible inner dipstick. Choose from bright or black finish.

| Engine                    | Year         | Style   | Brite Part No.             | Black Part No.             |
|---------------------------|--------------|---|----------------------------|----------------------------|
| Ford 4.6 Modular, 2 Valve | 1994 & Later | Push into Block Driver's Side   | <a href="#">LOK1220134</a> | <a href="#">LOK1220137</a> |
| Universal                 | N/A          | 1/4" NPT Pan Fitting Gauge to Fit -12" Housing Length; Extra Long Inner Rod | <a href="#">LOK1220174</a> | <a href="#">LOK1220177</a> |



## Flexible Engine Dipsticks


Engine dipsticks cover all Chevy, Ford, and Mopar applications. Stainless steel bright finish. Call for other applications.

| Part No.                   | Description  |
|----------------------------|--|
| <a href="#">LOKED5014</a>  | 4.6 Modular Ford, 2 Valve, 1994 & Later/Push Into Block Drivers Side.            |
| <a href="#">LOKED5015</a>  | Chrysler 5.7L & 6.1L Hemi Rear Sump Pan (Truck), Push Into Block Passenger Side. |
| <a href="#">LOKED-5019</a> | LS Series, 1999 & Later Truck  |



## Billet Aluminum Dipsticks

Replacement dipsticks feature billet aluminum handles and an easy-to-read flexible inner dipstick that can be cut-to-fit your specific application. Fitting installs directly the factory dipstick tube, and combines great looks with quick and accurate oil measurements. Available in either hi-tech aluminum or black finish. GM LS series and Ford Coyote engines. Made in USA.



| Part No.                       | Description                         |
|--------------------------------|-------------------------------------|
| <a href="#">LOKED-5000LS1</a>  | GM LS Series Engine, Hi-Tech Finish |
| <a href="#">LOKXED-5000LS1</a> | GM LS Series Engine, Black Finish   |

## Throttle Cables

Stainless steel and universal black housings have specially extruded liners for extended cable life. Aluminum fittings and ferrules eliminate fraying.



| Part No.                      | Description                           |
|-------------------------------|---------------------------------------|
| <a href="#">LOKTC1000LS1</a>  | LS1 Throttle Cable, Stainless Housing |
| <a href="#">LOKTC-1000MOD</a> | Ford 4.6L/5.4L                        |

## Billet Aluminum Direct Fit Jeep Pedal Assemblies NEW!

These billet aluminum pedal pads are designed to fit the original steel brake, clutch, and gas arm with no drilling required. Available with rubber insert for extra comfort and grip. Sold individually. Made in USA.

| Part No.                    | Description  |
|-----------------------------|--|
| <a href="#">LOKBAG-6174</a> | 1946-2010 Jeep, Wrangler, CJ, YJ, TJ, XJ Unlimited, Scrambler & Cherokee Curved Clutch & Brake Pad w/Rubber. |



## Throttle Brackets And Springs

| Part No.                     | Description  |
|------------------------------|--|
| <a href="#">LOKTCB40LS1</a>  | LS1 Throttle Cable, Single Stud                            |
| <a href="#">LOKTCB40LS12</a> | LS1 Throttle Cable And Cruise Control Bracket, Double Stud |



## Trailer Hitch Pad LON52-65885

Save your shins! Hitch pad uses a dense weather-resistant foam for improved durability and protection. Pad doesn't interfere with normal trailer use and fits most hitches with no modifications (others may require slight modification). Secures in place with included wire ties.





## Synthetic Oils

A formulation of top-quality synthetic bases and exclusive, high-performance additives delivers extra protection, reduced drag, better fuel mileage, and more horsepower for street or racing use.

| Description | 1 Qt. Bottle Part No. | (6) 1 Qt. Bottles Part No. |
|-------------|-----------------------|----------------------------|
| 0W-30       | LUC10179              | LUC10179-6                 |
| 5W-20*      | LUC10082              | LUC10082-6                 |
| 5W-30*      | LUC10049              | LUC10049-6                 |
| 10W-30*     | LUC10050              | LUC10050-6                 |
| 20W-50      | LUC10054              | LUC10054-6                 |

\* API-certified



## Petroleum Motor Oils

Lucas Petroleum Motor Oils are formulated with the highest quality paraffinic base stocks and an exclusive high-performance additive system including lubrication and anti-seize agents. They come in many SAE grades and meet or exceed current API specifications. These motor oils have excellent cold temperature properties and are compatible with both conventional and synthetic engine oils.

| Description | 1 Qt. Bottle Part No. | (6) 1 Qt. Bottles Part No. |
|-------------|-----------------------|----------------------------|
| 5W-20       | LUC10516              | LUC10516-6                 |
| 5W-30       | LUC10474              | LUC10474-6                 |
| 10W-30      | LUC10276              | LUC10276-6                 |
| 10W-40      | —                     | LUC10275-6                 |



## Octane Booster

A genuine performance enhancer that eliminates spark knock and dieseling. Suitable for fuel-injected, carbureted, throttle body, rotary, or turbocharged engines. Equally safe for oxygen sensors or catalytic converters. One bottle treats up to 25 gallons of fuel.

| (1) 5.25 Oz. Bottle Part No. | (12) 5.25 Oz. Bottles Part No. |
|------------------------------|--------------------------------|
| LUC10026                     | LUC10026-12                    |



## Engine Oil Stop Leak

Lucas Engine Oil Stop Leak is a unique formulation of Lucas additives and base stocks designed to stop leaks in engines. It is also an exceptional additive for worn and older engines, reducing engine noise and oil consumption while raising oil pressure. It contains no harmful solvents and can actually extend engine oil life by 50% or more.

| 1 Qt. Bottle Part No. | (12) 1 Qt. Bottle Part No. |
|-----------------------|----------------------------|
| LUC10278              | LUC10278-12                |



## Heavy-Duty Oil Stabilizer

Formulated to eliminate dry starts, resist thermal breakdown and reduce smoke, leaks, knocks, and blow-by. May also be used in transmissions, differentials, and transfer cases to reduce heat and noise.

| 1 Qt. Bottle Part No. | 1 Gallon Container Part No. | (12) 1 Qt. Bottle Part No. | (4) 1 Gallon Part No. |
|-----------------------|-----------------------------|----------------------------|-----------------------|
| LUC10001              | LUC10002                    | LUC10001-12                | LUC10002-4            |



## Deep Clean GDI

A concentrated solvent and fuel detergent blend that cleans air intake runners, ports, and valves, removing up to half of all deposits after one use. Suitable for direct injection or port fuel injection applications, product reduces carbon build-up, restoring lost horsepower and torque. Sold in 11-oz. can or in cases.

| Part No.    | Description            |
|-------------|------------------------|
| LUC11096    | 11-oz. Can             |
| LUC11096-12 | Case Of 12/11-oz. Cans |



## Upper Cylinder Lubricant

Formulated for gas, diesel, or LPG engines, special additive cleans and lubricates the entire fuel system using a high detergent action.

| (1) 5.25 Oz. Bottle Part No. | (12) 5.25 Oz. Bottles Part No. |
|------------------------------|--------------------------------|
| LUC10020                     | LUC10020-24                    |



## Power Steering Fluid

Lucas Power Steering Fluid is a general purpose product. It is formulated with special base oils and additives that add lubricity to help stop wear and improve performance. It contains mild seal swell agents that condition o-rings and seals to help prevent small leaks. Maintains smooth power steering operation and helps stop pump squealing. Lucas Power Steering Fluid contains supplemental oxidation and foam inhibitors to help extend fluid life.

| 12 Oz. Bottle Part No. | (12) 12 Oz. Case Part No. | 1 Qt. Bottle Part No. | (12) 1Qt. Case Part No. |
|------------------------|---------------------------|-----------------------|-------------------------|
| LUC10823               | LUC10823-12               | LUC10824              | LUC10824-12             |



## Power Steering Stop Leak

Put an end to leaks and add new life to old rack and pinion units. Compatible with all power steering fluids. 12-oz. bottle.

| 12 Oz. Bottle Part No. | (12) 12 Oz. Case Part No. | 1 Qt. Bottle Part No. | (12) 1 Qt. Bottle Part No. |
|------------------------|---------------------------|-----------------------|----------------------------|
| LUC10008               | LUC10008-12               | LUC10011              | LUC10011-12                |



## Penetrating Oil

Product loosens rusted-on nuts and bolts, offering lubrication and easing removal. Fortified with corrosion inhibitors and wetting agents to provide protection to parts exposed to the elements. Evaporation is slow, leaving a film that fights water and corrosion. Sold in 11-oz. cans or in cases.

| Part No.    | Description            |
|-------------|------------------------|
| LUC11043    | 11-oz. Can             |
| LUC11043-12 | Case Of 12/11-oz. Cans |





## Slick Mist

Slick Mist is a polymer paint gloss intensifier which can also be used on glass, chrome, and vinyl decals. Use as a traditional wax, quick detail spray, or spray on vehicle before drying for the easiest polish job ever. Just spray on wet or dry surface then wipe off for a slick, shiny, long-lasting and protective finish. 24-oz. bottle.

| (1) 24 Oz. Bottle Part No. | (12) 24 Oz. Bottles Part No. |
|----------------------------|------------------------------|
| LUC10160                   | LUC10160-6                   |



## Slick Mist Interior Detailer

Water-based, pH-neutral solution restores interior to like new condition. Use on rubber, plastic, leather, and vinyl. Applies easily and leaves no heavy, oily residue. UV additives prevent cracking and fading. Pleasant pina colada smell. 24-oz. bottle.

| (1) 24 Oz. Bottle Part No. | (6) 24 Oz. Bottles Part No. |
|----------------------------|-----------------------------|
| LUC10514                   | LUC10514-6                  |



## Slick Mist Tire & Trim Shine

Water-based, pH-neutral solution restores tires, bumpers, and trim to look new. Use on rubber, plastic, leather, and vinyl. UV additives protect exterior trim and tires, and the product leaves no oily residue. Pleasant citrus scent. 24-oz. bottle.

| (1) 24 Oz. Bottle Part No. | (6) 24 Oz. Bottles Part No. |
|----------------------------|-----------------------------|
| LUC10513                   | LUC10513-6                  |



## Synthetic Brake Fluid DOT 3 & DOT 4

Lucas DOT 3 and DOT 4 Brake Fluids are compatible with all brake systems, rubber components, and other brake fluids. They prevent seal hardening or softening. They also protect against rust, corrosion, and provide excellent lubricity. Fluids are recommended for use in both disc and drum brake systems, and clutch systems that specify this type of fluid.

| Product Name | 12 Oz. Bottles Part No. | (12) 12 Oz. Bottles Part No. | 1 Qt. Bottle Part No. | (12) 1 Qt. Bottle Part No. |
|--------------|-------------------------|------------------------------|-----------------------|----------------------------|
| DOT 3        | LUC10825                | LUC10825-12                  | LUC10826              | LUC10826-12                |
| DOT 4        | LUC10827                | LUC10827-12                  | —                     | —                          |



## Metal Polish

Metal polish cleans, polishes, and protects aluminum and other metals. It has built-in enhancement elements that keep the treated surface from fading, oxidizing, or tarnishing. Get maximum luster with minimum effort. 16-oz. bottle.

| (1) 16 Oz. Bottle Part No. | (12) 16 Oz. Bottles Part No. |
|----------------------------|------------------------------|
| LUC10155                   | LUC10155-12                  |



## 80/90 And 85/140 Plus Gear Oils

Anti-wear and anti-seize agents lengthen component life and reduce power draw. "Climbing" additives resist breakdown and blend with synthetics. 85/140 Plus will stop leaks and reduce lash in worn gears.

| Description | 1 Qt. Bottle Part No. | 1 Gallon Container Part No. | (12) 1 Qt. Bottle Part No. | (4) 1 Gallon Part No. |
|-------------|-----------------------|-----------------------------|----------------------------|-----------------------|
| 85/140      | LUC10042              | LUC10045                    | LUC10042-12                | LUC10045-4            |
| 85/90       | LUC10043              | LUC10046                    | LUC10043-12                | LUC10046-4            |



## 75/90 And 75/140 Synthetic Gear Oils

Synthetic, non-foaming oil has additives to resist "squeezing out". Formulated specifically for high-performance use. Available in 75/90 and 75/140 grades to maintain lubricity under extreme temperatures.

| Description | 1 Qt. Bottle Part No. | 1 Gallon Container Part No. | (12) 1 Qt. Bottle Part No. | (4) 1 Gallon Part No. |
|-------------|-----------------------|-----------------------------|----------------------------|-----------------------|
| 75/90       | LUC10047              | LUC10048                    | LUC10047-12                | LUC10048-4            |
| 75/140      | LUC10121              | LUC10122                    | LUC10121-12                | LUC10122-4            |



## Transmission Fix

Stops slipping, hesitation, and rough shifting. Eliminates leaks and lowers operating temperatures. May also be used for preventive maintenance. 24-oz. bottle.

| (1) 24 Oz. Bottle Part No. | (12) 24 Oz. Bottles Part No. |
|----------------------------|------------------------------|
| LUC10009                   | LUC10009-12                  |



## Sure-Shift Semi-Synthetic ATF

Base stocks blend with synthetics, detergents, and anti-wear agents for longer fluid life and less friction. Withstands high temperatures and reduces foaming for smooth, precise shifting. 1-quart bottle.

| 1 Qt. Bottle Part No. | (6) 1 Qt. Bottles Part No. |
|-----------------------|----------------------------|
| LUC10052              | LUC10052-6                 |



## Semi-Synthetic Multi-Vehicle Automatic Transmission Fluid

Multi-Vehicle Automatic Transmission Fluid is formulated with the highest quality synthetic and conventional base oils. It has been designed to provide smoother shifting and improved performance in foreign or domestic transmissions. Fully compatible with all types of transmission fluids with the exception of CVT, Ford Type F, MB 236.12, Dexron VI, Mercon LV, Mercon SP and Allison TES-295.

| 1 Qt. Bottle Part No. | (6) 1 Qt. Bottles Part No. |
|-----------------------|----------------------------|
| —                     | LUC10418-6                 |





## Super Coolant

Super Coolant has been formulated to protect automotive cooling systems from rust, corrosion, and electrolysis including aluminum. Prevents deposits that can cause overheating, and has been proven to reduce coolant temperatures up to 20°F. For street vehicles requiring freeze protection, add one bottle to 50/50 mix. For racing and high-performance applications, add two bottles to straight water coolant for maximum temperature reduction.

|                            |                              |
|----------------------------|------------------------------|
| (1) 16 Oz. Bottle Part No. | (12) 16 Oz. Bottles Part No. |
| <b>LUC10640</b>            | <b>LUC10640-12</b>           |

## Safeguard Ethanol Fuel Conditioner And Stabilizer

Safeguard was developed specifically to address issues associated with using ethanol based fuels and includes effective additives to prevent rust and corrosion. Additive is designed for use with E-10, E-15, E-85 and pure ethanol. A single 16 oz. bottle treats up to 80 gallons of ethanol fuel.

|                            |                              |
|----------------------------|------------------------------|
| (1) 16 Oz. Bottle Part No. | (12) 16 Oz. Bottles Part No. |
| <b>LUC10576</b>            | <b>LUC10576-12</b>           |



## Anti-Gel Cold Weather Diesel Treatment **NEW!**

Designed to prevent cold filter plugging along with fuel thickening and gelling in diesel, ultra low sulfur diesel and bio-diesel fuels, this fuel treatment also contains water dispersants to remove moisture from the entire fuel system. Being alcohol-free it will not harm diesel particulate filters and won't void factory warranties. One quart treats up to 150 gallons.

|                       |                             |                      |
|-----------------------|-----------------------------|----------------------|
| 1 Qt. Bottle Part No. | (12) 1 Qt. Bottles Part No. | Half Gallon Part No. |
| <b>LUC10865</b>       | <b>LUC10865-12</b>          | <b>LUC10866</b>      |



## Fuel Stabilizer

Lucas Fuel Stabilizer is the best solution to prevent gasoline breakdown during storage. Cleans, lubricates, and maintains fuel pumps, carburetors, fuel injectors, and compression rings. Safe to use in all grades of gasoline and in 2 and 4-cycle engines. Easy to use! Application rate. One ounce treats one gallon.

|                        |                             |
|------------------------|-----------------------------|
| 15 Oz. Bottle Part No. | (12) 15 Oz. Bottle Part No. |
| <b>LUC10302</b>        | <b>LUC10302-12</b>          |



# LUND

Premium Style. Lasting Performance.

## Interceptor - Wrap Bug Shield

The Interceptor features a full-height wraparound design for maximum protection. Made of virtually unbreakable tinted polycarbonate, shield stands away from hood for easy cleaning. Easy no-drill installation with low-profile mounting hardware on many applications.



| Year                 | Model                          | Part No.        |
|----------------------|--------------------------------|-----------------|
| <b>Chevrolet/GMC</b> |                                |                 |
| 2007-10              | Avalanche, New Body Style      | <b>LUN18489</b> |
| 1999-07              | Sierra, Classic                | <b>LUN18064</b> |
| 2001-07              | Sierra, Classic, Heavy Duty    | <b>LUN18064</b> |
| 2016-18              | Silverado 1500                 | <b>LUN18747</b> |
| 2007-13              | Silverado LD                   | <b>LUN18702</b> |
| 2003-05              | Silverado, Classic             | <b>LUN18438</b> |
| 2015-18              | Sierra 2500                    | <b>LUN18838</b> |
| 2007-13              | Sierra 1500                    | <b>LUN18703</b> |
| 2014-18              | Sierra 1500                    | <b>LUN18819</b> |
| 2011-14              | Silverado HD                   | <b>LUN18721</b> |
| 2005-07              | Silverado, Classic, Heavy Duty | <b>LUN18476</b> |
| 2003-04              | Silverado, Heavy Duty          | <b>LUN18438</b> |
| 2007-14              | Suburban                       | <b>LUN18489</b> |
| 2000-06              | Suburban                       | <b>LUN18063</b> |
| 2015-18              | Tahoe                          | <b>LUN18829</b> |
| 2007-14              | Tahoe                          | <b>LUN18489</b> |
| 2000-06              | Tahoe                          | <b>LUN18063</b> |
| 2006-09              | TrailBlazer SS                 | <b>LUN18091</b> |
| 2000-06              | Yukon                          | <b>LUN18064</b> |
| 2001-07              | Yukon Denali XL                | <b>LUN18064</b> |
| 2001-07              | Yukon Denali XL                | <b>LUN18064</b> |
| 2000-06              | Yukon XL                       | <b>LUN18064</b> |
| <b>Ford</b>          |                                |                 |
| 1999-07              | F250, Super Duty               | <b>LUN18062</b> |
| 2012-16              | F250, Super Duty               | <b>LUN18727</b> |
| 2000-05              | Excursion                      | <b>LUN18062</b> |
| 2007-18              | Expedition EL                  | <b>LUN18701</b> |

## Genesis - Tri Fold Tonneau

Comes completely assembled and installs in under 2 minutes. High-quality double-sided fabric with black matte finish is tear-resistant. All-black rails and bows with strong, rigid extrusions provide classy looks, durability, and easy operation. Easy-to-use clamps with quick-release cam action design provide tension and security to the cover. Buckle-style closure straps easily store cover in open position. Limited lifetime warranty on frame and cover. Textured black vinyl cover.



| Year                 | Model                                      | Part No.         |
|----------------------|--|------------------|
| <b>Chevrolet/GMC</b> |  |                  |
| 2014-18              | Silverado/Sierra 1500, 6'5"                | <b>LUN950193</b> |
| 2007-13              | Silverado/Sierra, Short Box Cab, 6'6"      | <b>LUN95093</b>  |
| 2007-13              | Silverado/Sierra, Long Box Cab, 8.0'       | <b>LUN95094</b>  |
| 2007-13              | Silverado/Sierra, Crew Cab, 5'6"           | <b>LUN95092</b>  |
| 1999-07              | Silverado/Sierra, Classic, Short Box, 6.5' | <b>LUN95053</b>  |
| <b>Dodge</b>         |  |                  |
| 2002-18              | Ram 1500/2500/3500, 6'6" Box*              | <b>LUN95064</b>  |
| 2019                 | Ram 1500, 6'5" Box                         | <b>LUN950164</b> |
| 2019                 | Ram 1500, 5'5" Box                         | <b>LUN950165</b> |
| <b>Ford</b>          |  |                  |
| 2004-14              | F150, 5'6" Box                             | <b>LUN95072</b>  |
| 2004-14              | F150, Short 6'6" Box                       | <b>LUN95073</b>  |
| 1999-19              | F250/F350 Super Duty, 8' Long Box          | <b>LUN95051</b>  |
| 1997-19              | F250/F350, Superduty, 6'6" Short Box       | <b>LUN95050</b>  |

\* Excludes Beds with Rambox Cargo Management



Premium Style. Lasting Performance.

### NERF BARS

Built with the highest quality materials and designed to provide years of performance, LUND nerf bars are a stylish and attractive addition to trucks, SUV's, and CUV's. Pre-assembled with brackets matched to fit your specific vehicle, they include all mounting hardware for a hassle-free, no-drill installation.

#### 3" Round Bent Nerf Bars

Timeless and economical design. Powder-coated black steel or polished 304 stainless steel finishes with black step pads. All brackets and hardware included for no-drill installation.



#### 5" Oval Straight Nerf Bars

Straight, clean, no-nonsense style uses 304 stainless steel tubing. Brackets are matched to your vehicle's exact make, model, and year for a precise fit.



#### 5" Curved Oval Black Stainless Steel Nerf Bars

These nerf bars provide a nice, flat, non-slip step for better and safer traction! They're made of highly polished black powder-coated stainless steel that's easy to clean and maintain, and they're a great choice for full-size trucks. Easy to install, comes pre-assembled with all needed mounting hardware, and you won't need to do any drilling to install them either!



| Part No.                             | Description            | Body Type                |
|--------------------------------------|------------------------|--------------------------|
| <b>3" Round Bent Black SS</b>        |                        |                          |
| LUN22577548                          | 2007-18 GM P/U 1500    | Extended Cab Pickup      |
| LUN22587915                          | 2007-18 GM P/U 1500    | Crew Cab Pickup          |
| LUN22587916                          | 2019 GM P/U 1500       | Crew Cab Pickup          |
| LUN22573783                          | 2009-18 Dodge Ram 1500 | Extended Cab Pickup      |
| LUN22583781                          | 2009-18 Dodge Ram 1500 | Crew Cab Pickup          |
| LUN22593785                          | 2010-18 Dodge Ram 2500 | Extended Crew Cab Pickup |
| LUN22577909                          | 2009-14 Ford F-150     | Extended Cab Pickup      |
| LUN22590907                          | 2009-14 Ford F-150     | Crew Cab Pickup          |
| LUN22577910                          | 2015-18 Ford F-150     | Extended Cab Pickup      |
| LUN22590908                          | 2015-18 Ford F-150     | Crew Cab Pickup          |
| LUN22586998                          | 2007-18 Toyota Tundra  | Extended Cab Pickup      |
| LUN22595801                          | 2007-18 Toyota Tundra  | Extended Crew Cab Pickup |
| <b>3" Round Bent Stainless Steel</b> |                        |                          |
| LUN22677548                          | 2007-18 GM P/U 1500    | Extended Cab Pickup      |
| LUN22687915                          | 2007-18 GM P/U 1500    | Crew Cab Pickup          |
| LUN22687916                          | 2019 GM P/U 1500       | Crew Cab Pickup          |
| LUN22673783                          | 2009-18 Dodge Ram 1500 | Extended Cab Pickup      |
| LUN22683781                          | 2010-18 Dodge Ram 2500 | Crew Cab Pickup          |
| LUN22693785                          | 2010-18 Dodge Ram 2500 | Extended Crew Cab Pickup |
| LUN22677909                          | 2009-14 Ford F-150     | Extended Cab Pickup      |
| LUN22690907                          | 2009-14 Ford F-150     | Crew Cab Pickup          |
| LUN22677910                          | 2015-18 Ford F-150     | Extended Cab Pickup      |
| LUN22690908                          | 2015-18 Ford F-150     | Crew Cab Pickup          |
| LUN22686998                          | 2007-18 Toyota Tundra  | Extended Cab Pickup      |

| Part No.                                    | Description            | Body Type                |
|---|------------------------|--------------------------|
| <b>5" Oval Straight Stainless Steel</b>     |                        |                          |
| LUN23910561                                 | 2007-18 GM P/U 1500    | Crew Cab Pickup          |
| LUN23979004                                 | 2007-18 GM P/U 1500    | Extended Cab Pickup      |
| LUN23976004                                 | 2009-18 Dodge Ram 1500 | Extended Cab Pickup      |
| LUN23984003                                 | 2010-18 Dodge Ram 2500 | Crew Cab Pickup          |
| LUN23993006                                 | 2010-18 Dodge Ram 2500 | Extended Crew Cab Pickup |
| LUN23977001                                 | 2009-14 Ford F-150     | Extended Cab Pickup      |
| LUN23990003                                 | 2009-14 Ford F-150     | Crew Cab Pickup          |
| LUN23977002                                 | 2015-18 Ford F-150     | Extended Cab Pickup      |
| LUN23990004                                 | 2015-18 Ford F-150     | Crew Cab Pickup          |
| LUN23982002                                 | 2007-18 Toyota Tundra  | Extended Cab Pickup      |
| LUN23995003                                 | 2007-18 Toyota Tundra  | Extended Crew Cab Pickup |
| <b>5" Curved Oval Black Stainless Steel</b> |                        |                          |
| LUN24210562                                 | 2007-18 GM P/U 1500    | Crew Cab Pickup          |
| LUN24210688                                 | 2007-18 GM P/U 1500    | Extended Cab Pickup      |
| LUN24276749                                 | 2009-18 Dodge Ram 1500 | Extended Cab Pickup      |
| LUN24285007                                 | 2009-18 Dodge Ram 1500 | Crew Cab Pickup          |
| LUN24297007                                 | 2010-18 Dodge Ram 2500 | Extended Crew Cab Pickup |
| LUN24279078                                 | 2009-14 Ford F-150     | Extended Cab Pickup      |
| LUN24289007                                 | 2009-14 Ford F-150     | Crew Cab Pickup          |
| LUN24289008                                 | 2015-18 Ford F-150     | Crew Cab Pickup          |
| LUN24282093                                 | 2007-18 Toyota Tundra  | Extended Cab Pickup      |
| LUN24295007                                 | 2007-18 Toyota Tundra  | Extended Crew Cab Pickup |

### Genesis Elite Tri-Fold Tonneau Cover

This cover features a distinctive-looking "convertible-type" fabric with a specially formulated twill weave texture that is resistant to mildew, water, and UV rays. Twill construction doesn't allow dirt to penetrate the fabric, making maintenance as easy as just hosing it off to leave it looking like new in minutes. The Tri-Fold design folds easily and secures quickly to the front of the truck bed. Installs in less than 5 minutes with no tools required. Made in USA.



| Year                 | Model   | Part No.  |
|----------------------|---|-----------|
| <b>Chevrolet/GMC</b> |   |           |
| 2014-18              | Silverado 1500/Sierra 1500 6'5"                               | LUN958193 |
| 2019                 | Silverado 1500/Sierra 1500 6'5"                               | LUN958293 |
| 2019                 | Silverado 1500/Sierra 1500 5'5"                               | LUN958292 |
| <b>Dodge</b>         |   |           |
| 2002-18              | Ram 1500, 5'5" Box  | LUN95865  |
| 2002-18              | Ram 1500, 6'5" Bed Excludes Beds With Rambox Cargo Management | LUN95864  |
| 2019                 | Ram 1500, 6'5" Box  | LUN958164 |
| 2019                 | Ram 1500, 5'5" Box  | LUN958165 |
| <b>Ford</b>          |   |           |
| 1999-19              | F250 Super Duty, 6.5" Box                                     | LUN95850  |
| 1999-19              | F250 Super Duty, 8' Box                                       | LUN95851  |

### Floor Liners



LUND's premium floor protection products are among the most durable, functional, and stylish designs available. Precision engineered to fit a wide range of applications, both the Catch-It and Catch-All product lines feature a tough, weather-resistant surface with either a nibbed or anchor locking feature to hold them in place.

**Call for applications.**



Premium Style. Lasting Performance.

## Fender Flares

LUND fender flares come in a variety of styles, from low profile to big and bold featuring Lund's exclusive only textured finish option. Lund's SX-Sport Style, RX-Rivet Style, and EX-Wide Style are made with Tri-Flex ABS thermoplastic material to allow for maximum durability providing a tough scratch-resistant surface, flexible enough to bend without shattering.



SX Street Style



RX Rivet Style



EX Wide Style

| Year             | Model             | Submodel           | SX (Street Style) Smooth Part No. | SX (Street Style) Textured Part No. | RX (Rivet Style) Smooth Part No. |
|------------------|-------------------|--------------------|-----------------------------------|-------------------------------------|----------------------------------|
| <b>Chevy/GMC</b> |                   |                    |                                   |                                     |                                  |
| 2007-13          | Silverado 1500    | Excludes Step Side | LUNSX106S                         | —                                   | —                                |
| 2007-2014        | Silverado 2500/HD | —                  | LUNSX106S                         | —                                   | LUNRX106S                        |



**Note:** All styles available in smooth and textured finishes.

## Hood Defender **NEW!**

Custom-molded Hood Defender is designed to not only protect your investment, but also add style. Attached simply using 3M tape, three-piece Hood Defender is made to fit the vehicle perfectly. Choose from polycarbonate dark smoke or ABS-PC blend with chrome nickel-chromium plating.

| Application                 | Chrome Part No. |
|-----------------------------|-----------------|
| 2010-16 Dodge Ram 2500/3500 | LUN738051       |



**MAHLE**  
ORIGINAL  
**NEW VENDOR**



M77014TC21101000



M77015TC21006100



M77599TC21006100



M77599TC21007100



M77599TS21103100

## Original Equipment Replacement Diesel Turbochargers

Manufactured with ultra-modern, computer-controlled production equipment which guarantees optimized precision to machine housing components made of aluminum and cast steel. Turbines are manufactured from high temperature-resistant materials and feature premium cast quality and precision balancing. Designed with double piston rings on the rotor shaft which reduce oil consumption and strengthen protection against foreign particles entering the turbine.

| Part No.         | Application  | OE Part No.  | Part No.         | Application   | OE Part No.  |
|------------------|--|--|------------------|---|--|
| M77014TC21101000 | 2008-10 Ford 6.4L, New Low Pressure Turbo  | 8C3Z 6K682-A<br>8C3Z6K682AARM                                  | M77015TS21006100 | 2003-04 Ford 6.0L, Turbo Service Kit  | 1846766C91<br>1846768C91   |
| M77014TC21101100 | 2008-10 Ford 6.4L, Remanufactured Low Pressure Turbo   | 8C3Z 6K682-A<br>8C3Z6K682AARM                                  | M77286TC21101100 | 2007-10 Dodge Cummins, 2500/3500 Remanufactured Turbo Wastegate Actuator Included | 68002428AA<br>68048234AC<br>68048234AD<br>R8048234AA<br>R8048234AG<br>R8048234AH |
| M77014TC21102000 | 2008-10 Ford 6.4L, New High Pressure Turbo   | 8C3Z 6K682-B<br>8C3Z6K682BARM                                  | M77286TC25042000 | 2004.5-2006 Dodge Cummins, 2500/3500 New Turbo Includes Discharge Casting         | 5143256AA  |
| M77014TC21102100 | 2008-10 Ford 6.4L, Remanufactured High Pressure Turbo  | 8C3Z 6K682-B<br>8C3Z6K682BARM                                  | M77286TS21101100 | 2007-2012 Dodge Cummins Turbo Service Kit   | 68048234AA   |
| M77014TC26159100 | 2004-05 Ford 6.0L Remanufactured Turbo   | 4C3Z6K682AA<br>4C3Z6K682CBRM<br>4C3Z6K682CCRM<br>4C3Z6K682CDRM | M77599TC21006100 | 2006-07 GM 6.6L Duramax LBZ Remanufactured Turbo Wastegate Actuator Included      | 98003366<br>98011735   |
| M77014TC26160000 | 2005.5-2007 Ford F-Series 6.0L<br>2005.5-2010 Ford E-Series 6.0L New Turbo                   | 5C3Z 6K682CARM<br>5C3Z 6K682CCRM                               | M77599TC21007100 | 2007-10 GM 6.6L Duramax LMM Remanufactured Turbo Wastegate Actuator Included      | 2639460<br>12639460<br>98021617<br>98065854                                      |
| M77014TC26160100 | 2005.5-2007 Ford F-Series 6.0L<br>2005.5-2010 Ford E-Series 6.0L Remanufactured Turbo        | 4C3Z6K682CBRM<br>5C3Z 6K682CARM<br>5C3Z6K682CCRM               | M77599TC21102000 | 1997-01 GM 6.5L Duramax GM-8 New Turbo Wastegate Actuator Included                | 12530336<br>12530339<br>12533738<br>12556124                                     |
| M77014TS26159100 | 2004-10 Ford 6.0L Turbo Service Kit  | GT3782VA<br>1854480C91<br>1854593C91                           | M77599TC21103100 | 2004-05 GM 6.6L Duramax LLY Remanufactured Turbo Wastegate Actuator Include       | 97387896   |
| M77015TC21003000 | 1999.5-03 Ford F-Series 7.3L<br>2000-03 Excursion New Turbo With Exhaust Back Pressure Valve | F81Z6K682BARM  | M77599TS21103100 | 2004-10 GM 6.6L Duramax LLY, LBZ, LMM Turbo Service Kit                           | —  |
| M77015TC21006100 | 2003-04 Ford 6.0L Remanufactured Turbo Wastegate Actuator Included                           | 3C3Z 6K682AARM<br>3C3Z6K682CBRM<br>3C3Z6K682CCRM               | M77599TS24521100 | 1993-01 GM 6.5L Duramax GM-4,5,6,7,8 Turbo Service Kit                            | —  |
| M77015TP21003000 | 1999.5-03 Ford 7.3L, Turbo Mount   | F81Z 6N639CARM   |                  |   |  |



Ford F-150 Single, Side Exit System

## Stainless Steel Exhaust Systems

Easy to install polished mufflers, high-flow, mandrel-bent tubing and barbed tailpipe hangers. All systems include hardware and produce a smooth, deep tone outside the vehicle with minimal intrusion in the passenger compartment. 100% stainless steel with lifetime warranty.

| Year                                   | Engine                | Description   | Single System Part No. | Dual System Part No. |
|--|-----------------------|---|------------------------|----------------------|
| <b>Dodge</b>                           |                       |   |                        |                      |
| <b>Ram</b>                             |                       |   |                        |                      |
| 2009-18                                | 1500 Hemi, 5.7L V8    | SC-QC-CC/SB, With Factory Dual Exhaust, Dual Split Rear Exit, 3" Tubing With 5" Tips  | —                      | MAG16869             |
| 2019                                   | 1500                  | 5.7L Cat-Back Dual Split Rear Exit 3" Polished Tip  | —                      | MAG19429             |
| <b>Ford</b>                            |                       |   |                        |                      |
| <b>F150</b>                            |                       |   |                        |                      |
| 2015-19                                | 2.7L, 3.5L            | All Cabs, Cat Back, 4" Tubing, Single Rear Passenger Side Exit  | —                      | MAG19335             |
| 2011-14                                | 6.2L, V8              | SVT Raptor; Extended-Crew Cab/Short Bed (67in. Bed) 5" x 8" x 18" Muffler; 2.5" Tubing; 3.5" Polished Stainless Tip; Dual Same Side Behind Passenger Rear Tire; With 3" Inlet | —                      | MAG15588             |
| 2004-10                                | 4.6L, 5.4L, V8        | EC-CC/SB, Rear Side Exit, 5" x 8" x 18" Polished SS, 3" Tubing, 4" Slash/Polished SS Tip For Trucks Produced After June 1, 2004   | MAG16518               | —                    |
| 2004-08                                | 4.6L, 5.4L, V8        | EC-CC/SB, Dual Split Rear Exit, 5" x 8" x 18", Polished SS, 3"/2.5" Tubing, 3.5" Slash/Polished SS Tip For Trucks Produced After June 1, 2004                                 | —                      | MAG16520             |
| <b>Ranger</b>                          |                       |   |                        |                      |
| 2019                                   | 2.3L                  | CC, Cat-Back Exhaust, Polished SS, 4" Tip, 3" Tubing Single Passenger Side Rear Exit Behind Rear Tire   | —                      | MAG19451             |
| <b>Expedition</b>                      |                       |   |                        |                      |
| 2018-19                                | 3.5L                  | Expedition Cat-Back Exhaust, Polished 4" Tip, 3" Tubing Single Passenger Side Rear Exit Behind Rear Tire  | —                      | MAG19424             |
| <b>Chevrolet/GMC</b>                   |                       |   |                        |                      |
| <b>Canyon</b>                          |                       |   |                        |                      |
| 2015-19                                | 2.5-V6 3.6L           | All Cabs/All Beds, Cat-Back Exhaust, 3" Tubing With 4" Round Tip, Dual Split Rear Exit  | —                      | —                    |
| <b>Cadillac Escalade</b>               |                       |   |                        |                      |
| 2002-05                                | 5.3L V8               | Cat-Back Exhaust, 3" Tubing With 4" Round Tip, Single Out The Rear Behind Passenger Side  | MAG15666               | —                    |
| <b>Colorado</b>                        |                       |   |                        |                      |
| 2015-19                                | 2.5L, 3.6L-V6         | All Cabs, Cat-Back Exhaust, 3" Tubing With 4" Round Tip, Single Rear Passenger Side Exit  | MAG19018               | —                    |
| <b>Sierra/Silverado</b>                |                       |   |                        |                      |
| 2014-18                                | 5.3L V8               | 1500 CC/SB (69.3" Bed), Extended Cab/Short Bed, 78.7" 5" x 8" x 18" Muffler; 3.0/2.5" Tubing; 3.5" Stainless Tips; Dual Split Rear Behind Rear Tires                          | —                      | MAG15269             |
| 2010-13                                | 4.8L, 5.3L V8         | CC/SB (69.3" Bed) 5" x 8" x 18" Muffler, 3.0"/2.5" Tubing, 3.5" Polished Stainless Tip, Dual Split Rear Exit  | —                      | MAG15565             |
| 2010-13                                | 4.8L, 5.3L V8         | EC/SB (78.7" Bed) 5" x 8" x 18" Muffler, 3.0"/2.5" Tubing; 3.5" Polished Stainless Tip, Dual Split Rear Exit  | —                      | MAG15565             |
| 2019                                   | 5.3L, V8              | Silverado/Sierra, 1500, EC/CC/SB 3"/2.5" Mandrel Bent Stainless Steel Tubing, Dual Exit 4" Rolled Edge Stainless Steel Tips, Dual Rear Exit Below Bumper                      | —                      | MAG19471             |
| 2019                                   | 5.3L, V8              | Silverado/Sierra, 1500, EC/CC/SB 3"/2.5" Mandrel Bent Stainless Steel Tubing, Dual Exit 4" Rolled Edge Stainless Steel Tips Dual Rear Exit Behind Rear Tires                  | —                      | MAG19473             |
| 2007-08                                | 4.8L, 5.3L, 6.0L, V-8 | EC/SB, CC/SB, Silverado 1500, Dual Rear Exit, Polished-SS Tip (6.5' Bed)  | —                      | MAG16741             |
| 2003-07                                | 4.8, 5.3L V-8         | 1500 Classic, EC/SB, Dual Split Rear Exit, 5" x 8" x 18" Polished-SS Muffler, 3"/2.5" SS Tubing, 3.5" Slash/Polished-SS Tip (6.5' Bed)  | —                      | MAG15792             |
| 2003-07                                | 6.0L, V-8             | 2500 Heavy Duty, CC/SB, Cat-Back Exhaust, 3" Tubing With 4" Tip, Single Out The Rear Behind Passenger Tire  | —                      | MAG15789             |
| <b>Tahoe/Yukon/Denali</b>              |                       |   |                        |                      |
| 2000-06                                | 4.8L, 5.3L, V-8       | Tahoe/ Yukon, Rear Side Exit, 3" SS Tubing, 4" Slash/Polished-SS Tip  | MAG15666               | —                    |
| 2015-19                                | 6.2L                  | Yukon Cat-Back 3" Tubing Polished Tip Side Exit   | MAG19177               | —                    |
| <b>Jeep</b>                            |                       |   |                        |                      |
| <b>Grand Cherokee/Wrangler/Rubicon</b> |                       |   |                        |                      |
| 2012-19                                | 3.6L V6               | Wrangler JK 2 & 4 Dr. Cat-Back, Dual Split Rear Exit, 2.5", SS Tubing, 4" Black Coated tip  | —                      | MAG19327             |
|  |                       | Wrangler JK, Axle Back 2.5" Tubing Black Coated Tubing Dual Rear Exit   | —                      | MAG15160             |
|  | 3.6L                  | Wrangler JK, Axle Back 2.5" Tubing Polished Tips Dual Rear Exit   | —                      | MAG15178             |
|  |                       | Wrangler JL Axle Back Dual Split Rear Exit 2.5" Pipe Exit Polished Tip  | —                      | MAG19385             |
|  |                       | Wrangler JL Cat-Back Off Road Pro Turn Down In Front Of Rear Tire Exit 2.5" Satin Tip   | MAG19387               | —                    |
|  |                       | Wrangler JL Axle-Back Dual Split Rear Exit 2.5" Black Coated Tip  | —                      | MAG19388             |

SC - Standard Cab EC - Extended Cab MC - Mega Cab CC - Crew Cab LB - Long Bed SB - Short Bed

## Stainless Steel Diesel Systems

Magnaflow's premium Performance diesel systems for include mandrel-bent stainless steel tubing, a mirror finish 100% stainless steel muffler, an optional muffler delete pipe, band clamps, and polished MagnaFlow single wall inter-cooled tip(s).



| Part No.                            | Description  |
|-------------------------------------|--|
| <b>GMC/Chrysler Colorado Canyon</b> |  |
| MAG19330                            | 2016-18 Colorado/Canyon Filter Back 3.5" Tubing 2.8L |

Note: Some diesel vehicles are equipped with catalytic converters. Removal is prohibited by federal and state laws.



## Pro Series Diesel Aluminized Exhaust

The aluminized Pro Series line has been designed to provide quality, power and sound for diesel trucks at an entry level of performance. Features satin finish, 100% stainless steel straight-thru muffler, stainless steel band clamps, OE-style barbed hangers, and 4" or 5" mandrel-bent aluminized tubing with muffler. Tip not included. Made in USA.



| Part No.                                 | Description   |
|--|---|
| <b>Ford Super Duty Power Stroke 6.0L</b> |   |
| <b>MAG18945</b>                          | 1999-03 7.3L Ford Super Duty F250 Extended Cab/Crew Cab All Beds, Turbo Back 4" Tubing Single Side Exit |

## Pro DPF Series And AI Pro DPF Series Diesel Exhaust Systems

Specifically engineered for popular diesel-powered pickups, Pro DPF systems are constructed from durable, long-lasting stainless steel using a muffler-less design and mirror polished intercooler tips. Feature a lifetime warranty against manufacturing defects. AI Pro DPF systems include aluminized steel, muffler-less construction with polished intercooler tips, and are covered by a 1-year limited warranty against manufacturing defects.

| Year             | Engine | Description   | Pro DPF Part No. | AI Pro DPF Part No. |
|------------------|--------|---|------------------|---------------------|
| <b>Chevy/GMC</b> |        |   |                  |                     |
| 2007-19          | 6.6L   | 2500HD/3500HD Filter-Back, 4" Dia., Single Pass. Exit                 | <b>MAG17976</b>  | <b>MAG18943</b>     |
|                  |        | 2500HD/3500HD Filter-Back, 5" Dia., Single Pass. Exit                 | <b>MAG17870</b>  | <b>MAG18944</b>     |
|                  |        | 2500HD/3500HD Filter-Back, 4" Dia., Dual Pass. Exit                   | <b>MAG17871</b>  | —                   |
| <b>Dodge</b>     |        |   |                  |                     |
| 2007-19          | 6.7L   | 2500HD/3500HD Filter-Back, 4" Dia., Single Pass. Exit                 | —                | <b>MAG18953</b>     |
|                  |        | 2500HD/3500HD Filter-Back, 5" Dia., Single Pass. Exit                 | <b>MAG17874</b>  | <b>MAG18954</b>     |
| <b>Ford</b>      |        |   |                  |                     |
| 2008-19          | 6.7L   | Ford F-250/F-350 Filter-Back, 4" Dia., Single Pass. Exit              | —                | <b>MAG18949</b>     |
|                  |        | Ford F-250/F-350 Filter-Back, 5" Dia., Single Pass. Exit              | <b>MAG17872</b>  | <b>MAG18950</b>     |
|                  |        | Ford F-250/F-350 Filter-Back, 4" Dia., Dual Pass. Exit                | <b>MAG17873</b>  | —                   |
| 2018-19          | 3.0L   | Ford F-150 Filter Back, 4" Dia., Dual Behind Rear Tire Exit, Polished | —                | <b>MAG19422</b>     |



## Custom Diesel Aluminized Exhaust Kit

MagnaFlow now offers a custom build exhaust kit with mandrel-bent pipe only from the turbo to tail pipe with complete installation hardware. Purchase the muffler and the tip of your choice separately. Made in USA.

| Part No.                            | Description   |
|-------------------------------------|---|
| <b>Chevy/GMC Duramax 6.6L</b>       |   |
| <b>MAG18980</b>                     | 2003-07 GM 2500HD-3500 EC/LB Duramax 4" Turbo-Back System, Single Exit  |
| <b>MAG18982</b>                     | 2003-07 GM 2500HD/3500 CC/EC/LB Duramax 5" Turbo-Back System, Single Exit   |
| <b>Dodge Ram Cummins 5.9L, 6.7L</b> |   |
| <b>MAG18955</b>                     | 1998-02 Dodge Cummins 2500, Not Standard All Cabs/All Beds Turbo Back 4" Aluminized Tubing No Tip, Muffler or Converter Side Exit |

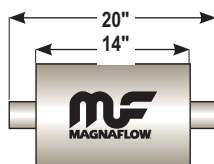


## Universal Polished Stainless Steel Mufflers

Available with a fully polished stainless steel aluminized steel case, MagnaFlow universal mufflers feature a straight-through, wide-open design. All have a lifetime warranty.

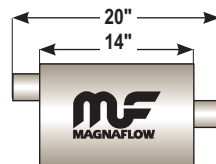


### 4" x 9" Oval Polished Stainless Steel



**14" Center/Center**

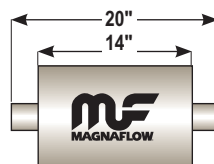
| Part No.        | Inlet/Outlet |
|-----------------|--------------|
| <b>MAG14316</b> | 2.5"         |



**14" Offset/Center**

| Part No.        | Inlet/Outlet |
|-----------------|--------------|
| <b>MAG14326</b> | 2.5"         |

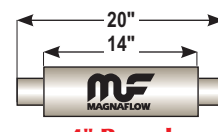
### 5" x 8" Oval Polished Stainless Steel



**14" Center/Center**

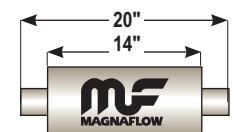
| Part No.        | Inlet/Outlet |
|-----------------|--------------|
| <b>MAG14219</b> | 3"           |

### Round Polished Stainless Steel



**4" Round  
14" Center/Center**

| Part No.        | Inlet/Outlet |
|-----------------|--------------|
| <b>MAG14416</b> | 2.5"         |
| <b>MAG14419</b> | 3"           |



**6" Round  
14" Center/Center**

| Part No.        | Inlet/Outlet |
|-----------------|--------------|
| <b>MAG14619</b> | 3"           |

## Clamp-On Exhaust Tips

Polished T-304 stainless steel clamp-on tips are aircraft quality and clamps are tack welded to the tip with a zinc-coated bolt assembly. Fits 98% of all truck and SUV applications. Sold individually.



| Part No.        | Description                                     |
|-----------------|---|
| <b>MAG35208</b> | 3" Single Wall Tip Fits 2-1/4" to 2-1/2" Pipe   |
| <b>MAG35209</b> | 3.5" Single Wall Tip Fits 2-1/2" to 2-3/4" Pipe |

## Weld-On Double-Wall Round Polished Stainless Steel Exhaust Tips



Lasts five times longer than chrome. Made in USA. Lifetime warranty.

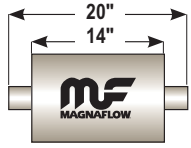
| Part No.        | Outlet | Diameter | Inlet  | Length |
|-----------------|--------|----------|--------|--------|
| <b>MAG35224</b> | Single | 4-1/2"   | 2-1/2" | 5-3/4" |





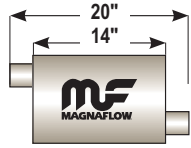
## Universal Satin Finish Stainless Steel Mufflers

4" x 9" Oval Aluminized



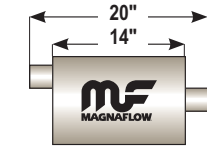
14" Center/Center

| Part No. | Inlet/Outlet |
|----------|--------------|
| MAG11215 | 2.25"        |
| MAG11216 | 2.5"         |
| MAG11219 | 3"           |



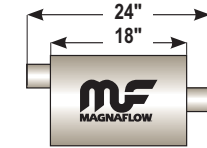
14" Offset/Offset

| Part No. | Inlet/Outlet |
|----------|--------------|
| MAG11235 | 2.25"        |
| MAG11236 | 2.5"         |



14" Offset/Center

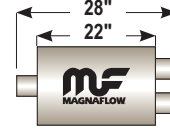
| Part No. | Inlet/Outlet |
|----------|--------------|
| MAG11225 | 2.25"        |
| MAG11226 | 2.5"         |
| MAG11229 | 3"           |



18" Offset/Center

| Part No. | Inlet/Outlet |
|----------|--------------|
| MAG11255 | 2.25"        |
| MAG11256 | 2.5"         |

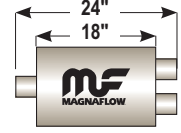
5" x 11" Oval Body Muffler Stainless



22" Offset/Center

| Part No. | Inlet/Outlet |
|----------|--------------|
| MAG12588 | 3"/2.5"      |


5" x 8" Oval Body Muffler Stainless



18" Offset/Center

| Part No. | Inlet/Outlet |
|----------|--------------|
| MAG12288 | 3"/2.5"      |

## Universal Stainless Steel Catalytic Converters



4" x 6.5" No Air Tube Satin Body

| Part No. | Inlet/Outlet |
|----------|--------------|
| MAG94005 | 2.25"        |
| MAG94006 | 2.5"         |
| MAG94009 | 3"           |



MAG94005

## Catalytic Converters

American engineered and manufactured, MagnaFlow catalytic converters offer the highest standards of product performance and efficiency in the industry. Not legal for sale or installation in California.



MAG23226

MAG93419

| Part No.          | Description  |
|-------------------|--|
| <b>Direct Fit</b> |  |
| MAG23226          | 1996-00 Cherokee 2.5/4.0L, 1993-98 Grand Cherokee 4.0/5.2L   |
| MAG23453          | 1996-99 GM 1500 Pickup 5.7L  |
| MAG55300          | 2000-01 F-150 5.4L, 1987-01 E-250 5.4/5.8/7.5L   |
| MAG93419          | 2002-05 Escalade 5.3L, 1999-06 Silverado/Sierra 1500 4.3/4.8/5.3L 2000-06 Suburban 1500 5.3L, 2000-06 Tahoe/Yukon 4.8/5.3L |

## Stainless Steel Tru-X Crossovers And Y-Pipes

| Part Number             | Inlet    | Outlet   | Length |
|-------------------------|----------|----------|--------|
| <b>Tru-X Crossovers</b> |          |          |        |
| MAG10791                | 2 x 2.5" | 2 x 2.5" | 12"    |
| MAG10792                | 2 x 3"   | 2 x 3.0" | 14"    |
| <b>Y-Pipes</b>          |          |          |        |
| MAG10768                | 2 x 2.5" | 1 x 2.5" | 10"    |
| MAG10798                | 2 x 3"   | 1 x 3.0" | 10.25" |



## Redpack Series Glass Pack Mufflers



Straight-through design offers traditional glass pack sound. The anti-corrosive aluminized body has a red high-temperature coating.

| Part No. | Size     | Inlet/Outlet | Body Length | Overall Length |
|----------|----------|--------------|-------------|----------------|
| MAG13129 | 4" Round | 3"/3"        | 18"         | 22"            |

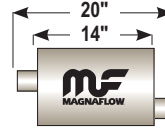
## XL Mufflers

XL Mufflers use a unique combination of large diameter perforated tubing and strategically placed sound baffles to reduce unwanted resonance and help your engine create added horsepower.



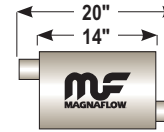
MAG13219

4" x 9" 3 Chamber



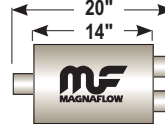
14" Center/Offset

| Part No. | Inlet/Outlet |
|----------|--------------|
| MAG13219 | 3"           |




14" Center/Offset

| Part No. | Inlet/Outlet |
|----------|--------------|
| MAG13239 | 3"           |



14" Single/Dual

| Part No. | Inlet/Outlet |
|----------|--------------|
| MAG13278 | 3"/2.25"     |




18" Center/Offset

| Part No. | Inlet/Outlet |
|----------|--------------|
| MAG13259 | 3"           |

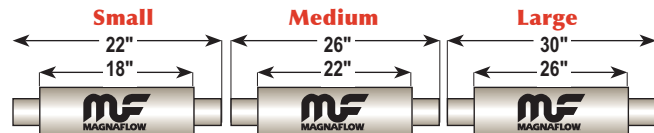
7" Round 3 Chamber

| Part No.             | In/Out | Body Length | Overall Length |
|----------------------|--------|-------------|----------------|
| <b>Center/Center</b> |        |             |                |
| MAG13743             | 3.0"   | 18"         | 24"            |



## Glass Pack Mufflers

Proudly made in the USA, Magnaflow glass pack mufflers utilize a straight-through design for increased horsepower and a true performance sound. Mufflers are robotic CNC-welded and are constructed using a non-fiberglass acoustic packing material. Offered in small, medium, and large case designs.



| Part No.                    | In/Out      | Body Length | Overall Length | Diameter |
|-----------------------------|-------------|-------------|----------------|----------|
| <b>Small Case Mufflers</b>  |             |             |                |          |
| MAG18124                    | 2.0"/2.0"   | 18"         | 22"            | 3.5"     |
| MAG18125                    | 2.25"/2.25" | 18"         | 22"            | 3.5"     |
| MAG18129                    | 3.0"/3.0"   | 18"         | 22"            | 4"       |
| <b>Medium Case Mufflers</b> |             |             |                |          |
| MAG18134                    | 2.0"/2.0"   | 22"         | 26"            | 3.5"     |
| MAG18135                    | 2.25"/2.25" | 22"         | 26"            | 3.5"     |
| <b>Large Case Mufflers</b>  |             |             |                |          |
| MAG18146                    | 2.5"/2.5"   | 26"         | 30"            | 4"       |



## Atomic™ Transmission Control Module

The all-new MSD Transmission Controller was developed completely in-house – evolving from the engineering expertise and proven performance of MSD Atomic EFI technology. In fact, the Atomic TCM is designed to integrate directly with the Atomic EFI when using Brainwave so you can modify transmission operation parameters from the same handheld monitor! Don't worry if you haven't stepped up to an Atomic EFI system yet; the Trans Controller is also offered as a stand-alone system to work with most OEM or aftermarket fuel injection systems, as well as carbureted applications equipped with a stand-alone Throttle Position Sensor (TPS). This allows you to take advantage of modern 4-speed overdrive transmissions and the inherent flexibility associated with electronic controls.

### Stand-Alone System MSD2760

Includes the controller, handheld monitor, and auxiliary harness. Designed to control late model GM/Ford 4-speed transmissions, the system requires a throttle position sensor with a 0 to +5 VDC signal (not supplied). Transmission harness sold separately (see below).



### Trans Controller Harness

MSD offers the following transmission-specific harnesses to connect the Atomic TCM to your specific transmission.

| Part No.              | Year    | Description |
|-----------------------|---------|-------------|
| <b>General Motors</b> |         |             |
| MSD2770               | 1993-Up | 4L60-85E    |
| MSD2770               | 2006-09 | 4L70        |
| <b>Ford</b>           |         |             |
| MSD2772               | 1998-Up | AODE/4R70W  |
| MSD2773               | 1992-97 | AODE/4R70W  |
| MSD2774               | 1998-Up | 4R100       |
| MSD2776               | 1989-94 | E4OD        |

## Custom Fit 8.5mm Super Conductor Spark Plug Wire Sets

8.5mm Super Conductor wire has extremely low resistance and high RFI (radio frequency interference) suppression; a combination which would seem to defy the laws of physics. The low resistance is achieved through a helically-wrapped, copper alloy conductor which is then wrapped around a ferromagnetic impregnated center core.

| Model/Engine                           | Super Conductor Red | Super Conductor Black |
|--|---------------------|-----------------------|
| <b>Chevrolet/GMC</b>                   |                     |                       |
| 1999-04 GM Pick-Up LS-1                | MSD32829            | MSD32823              |
| 2015-16 Cadillac Escalade 6.2L         | MSD33829            | MSD33823              |
| 2014-16 Silverado 1500 4.3L/5.3L/6.2L  |                     |                       |
| 2015-16 Suburban 5.3L                  |                     |                       |
| 2015-16 Tahoe 5.3L                     |                     |                       |
| 2014-16 GMC Sierra 1500 4.3L/5.3L/6.2L |                     |                       |
| 2015-16 GMC Yukon 1500 5.3L/6.2L       |                     |                       |



## Blaster Coils

These Blaster Coil-On-Plug ignition coil packs feature a patented winding design and direct bolt-in replacement. The improved spark energy and voltage of the coil packs, combined with their reliability, have made them a favorite of performance enthusiasts. The housing and installation are the same as the factory coils, but that is where the similarity ends. Inside, the MSD Blaster Coil-On ignition coil packs take the spark energy right out of the coil and put it across the plug gap to improve the combustion and output of the engine.





## Blaster Coils

| Year  | Description   | Single Black | Set of 8 Black | Single Red | Set of 8 Red |          |          |         |          |
|---|---|--------------|----------------|------------|--------------|----------|----------|---------|----------|
| <b>GM</b>                                     |   |              |                |            |              |          |          |         |          |
| <b>Blaster Gen V GM Coils</b>                 |   |              |                |            |              |          |          |         |          |
| 2015-17                                       | LT1 Pick-Up Round   | MSD82683     | MSD826883      | MSD8268    | MSD82688     |          |          |         |          |
| 2015-17                                       | LT1 Pick-Up Square  | MSD82663     | MSD826683      | MSD8266    | MSD82668     |          |          |         |          |
| <b>Blaster GM I Series Coils</b>              |   |              |                |            |              |          |          |         |          |
| 2002-06                                       | Escalade, Escalade EXT, Avalanche 1500                    | MSD82643     | MSD826483      | MSD8264    | MSD82648     |          |          |         |          |
| 2003-06                                       | Escalade, Escalade ESV, Avalanche 2500                    |              |                |            |              |          |          |         |          |
| 1999-06                                       | Silverado 1500, Sierra 1500                               |              |                |            |              |          |          |         |          |
| 2005-06, 2001-03                              | Silverado 1500 HD   |              |                |            |              |          |          |         |          |
| 1999-06                                       | Silverado 2500  |              |                |            |              |          |          |         |          |
| 2001-07                                       | Silverado 2500 HD, Sierra 2500 HD                         |              |                |            |              |          |          |         |          |
| 2000-06                                       | Suburban 1500, Tahoe, Yukon, Yukon XL 1500                |              |                |            |              |          |          |         |          |
| 1999-04                                       | Sierra 2500   |              |                |            |              |          |          |         |          |
| 2002-06                                       | Escalade, Escalade EXT, Avalanche 1500                    |              |                |            |              |          |          |         |          |
| 2003-06                                       | Escalade, Escalade ESV, Avalanche 2500                    |              |                |            |              |          |          |         |          |
| 1999-06                                       | Silverado 1500  | MSD82633     | MSD826383      | MSD8263    | MSD82638     |          |          |         |          |
| 2005-06, 2001-03                              | Silverado 1500 HD, Sierra 1500 HD                         |              |                |            |              |          |          |         |          |
| 1999-06                                       | Silverado 2500, Sierra 1500                               |              |                |            |              |          |          |         |          |
| 2001-07                                       | Silverado 2500 HD, Sierra 2500 HD                         |              |                |            |              |          |          |         |          |
| 2000-06                                       | Suburban 1500, Tahoe, Yukon, Yukon XL 1500, Yukon XL 2500 |              |                |            |              |          |          |         |          |
| 1999-04                                       | Sierra 2500   |              |                |            |              |          |          |         |          |
| 2007-16                                       | Escalade, ESV   |              |                |            |              |          |          |         |          |
| 2007-13                                       | Escalade EXT, Avalanche, Silverado                        |              |                |            |              |          |          |         |          |
| 2009-12                                       | Colorado  |              |                |            |              |          |          |         |          |
| 2007-09                                       | Silverado 2500  |              |                |            |              |          |          |         |          |
| 2008-16                                       | Silverado 2500 HD, Sierra 2500 HD                         | MSD82653     | —              | MSD8265    | MSD82658     |          |          |         |          |
| 2007-14                                       | Suburban 1500   |              |                |            |              |          |          |         |          |
| 2007-15                                       | Tahoe, Sierra 1500  |              |                |            |              |          |          |         |          |
| 2007-13                                       | Sierra, Yukon, Yukon XL 1500, Yukon 2500                  |              |                |            |              |          |          |         |          |
| <b>Blaster GM LS1/LS6 Coils</b>               |   |              |                |            |              |          |          |         |          |
| 2002  | Avalanche 2500  |              |                |            |              | MSD82623 | MSD82653 | MSD8262 | MSD82628 |
| 2001-02                                       | Silverado 2500 HD, Sierra 2500 HD, Yukon XL 2500          |              |                |            |              |          |          |         |          |
| <b>Blaster GM Pro Power Coils</b>             |   |              |                |            |              |          |          |         |          |
| 2002-06                                       | Escalade, Escalade EXT, Avalanche 1500                    | MSD82863     | MSD828683      | MSD8286    | MSD82868     |          |          |         |          |
| 2003-06                                       | Escalade, Escalade ESV                                    |              |                |            |              |          |          |         |          |
| 1999-06                                       | Silverado 1500, Silverado 2500, Sierra 1500               |              |                |            |              |          |          |         |          |
| 2005-06                                       | Silverado 1500, Sierra 1500 HD                            |              |                |            |              |          |          |         |          |
| 2001-03                                       | Silverado 1500, Sierra 1500 HD                            |              |                |            |              |          |          |         |          |
| 2000-06                                       | Silverado 1500, Tahoe                                     |              |                |            |              |          |          |         |          |
| 1999-04                                       | Sierra 2500   |              |                |            |              |          |          |         |          |
| 2001-07                                       | Sierra 2500 HD  |              |                |            |              |          |          |         |          |
| 2000-06                                       | Sierra, Yukon, Yukon XL 1500, Yukon 2500                  |              |                |            |              |          |          |         |          |
| <b>Blaster GM Pro Power Coils For LS1/LS6</b> |   |              |                |            |              |          |          |         |          |
| 2002  | Avalanche 2500  | MSD82853     | MSD828583      | MSD8285    | MSD82858     |          |          |         |          |
| 2001-02                                       | Silverado 2500 HD, Sierra 2500 HD, Yukon XL 2500          |              |                |            |              |          |          |         |          |
| <b>Blaster GM Pro Power Coils For LS2/LS7</b> |   |              |                |            |              |          |          |         |          |
| 2007-16                                       | Escalade, Escalade ESV                                    | MSD82873     | MSD828783      | MSD8287    | MSD82878     |          |          |         |          |
| 2007-13                                       | Escalade EXT, Avalanche, Silverado, Sierra                |              |                |            |              |          |          |         |          |
| 2007-09                                       | Silverado 2500  |              |                |            |              |          |          |         |          |
| 2008-16                                       | Silverado 2500 HD, Sierra 2500 HD                         |              |                |            |              |          |          |         |          |
| 2007-14                                       | Suburban 1500   |              |                |            |              |          |          |         |          |
| 2007-15                                       | Tahoe, Sierra 1500  |              |                |            |              |          |          |         |          |
| 2007-13                                       | Sierra, Yukon, Yukon XL 1500, Yukon 2500                  |              |                |            |              |          |          |         |          |
| <b>Dodge</b>                                  |   |              |                |            |              |          |          |         |          |
| <b>Blaster Dodge 5.7L/6.1L HEMI</b>           |   |              |                |            |              |          |          |         |          |
| 2004-05                                       | Dodge Durango   | MSD82553     | MSD825583      | MSD8255    | MSD82558     |          |          |         |          |
| 2005  | Dodge Magnum  |              |                |            |              |          |          |         |          |
| 2003-05                                       | Dodge Ram 1500, 2500                                      |              |                |            |              |          |          |         |          |
| 2005  | Jeep Grand Cherokee                                       |              |                |            |              |          |          |         |          |
| 2011-15                                       | Dodge Durango   | MSD82563     | MSD825683      | MSD8256    | MSD82568     |          |          |         |          |
| 2006-09                                       | Dodge Magnum  |              |                |            |              |          |          |         |          |
| 2006-10                                       | Dodge Ram 1500, Ram 2500                                  |              |                |            |              |          |          |         |          |
| 2006-10                                       | Jeep Commander  |              |                |            |              |          |          |         |          |
| 2006-15                                       | Jeep Grand Cherokee                                       |              |                |            |              |          |          |         |          |
| 2011-15                                       | Ram 1500, Ram 2500  |              |                |            |              |          |          |         |          |
| <b>Ford</b>                                   |   |              |                |            |              |          |          |         |          |
| <b>Blaster Ford 4.6L/5.0L/5.4L</b>            |   |              |                |            |              |          |          |         |          |
| 1998-08                                       | F150 4.6L/5.4L 2 Valve                                    | —            | —              | MSD8242    | —            |          |          |         |          |
| 1999-07                                       | F250 5.4L 2 Valve   | —            | —              | —          | MSD82428     |          |          |         |          |
| 2004-07                                       | F150 4.6L/5.4L 3 Valve                                    | —            | —              | MSD8243    | MSD82438     |          |          |         |          |
| 2011-16                                       | F150 5.0L 4 Valve   | —            | —              | MSD8248    | MSD82488     |          |          |         |          |



MSD8262



MSD8286



MSD8263



## DynaForce™ Starters

MSD's DynaForce Starters will crank your engine over to get it fired up every time! Starters are designed for the highest compression engines on a hot day in Death Valley. A 3.4 hp motor spins a set of reduction gears with a 4.4:1 ratio to deliver incredible torque. The armature is supported by ball bearings and the internal contacts and disc are plated to reduce arcing while improving continuity.



| Part No.              | Application          | Description |
|-----------------------|----------------------|-------------|
| <b>General Motors</b> |                      |             |
| MSD5096               | GM LS-Series Engines | Red         |
| MSD50963              | GM LS-Series Engines | Black       |

## MGP CALIPER COVERS

### Caliper Covers

Enhance wheel appearance and reduce brake dust, caliper heat, and brake fade. Durable, 6061-T6 billet aluminum covers have an attractive powder coated finish with custom, high-speed engraving. Easily installed with a patented fastening system that uses no tape, glue, paint, or special tools. Sold in sets of four.



**Note:** Covers listed are designed for use with wheels 17" and larger only, unless specified.

| Part No.         | Description  |
|------------------|--|
| <b>Cadillac</b>  |  |
| MGP35015SCADR    | 2007-18 Escalade, Cadillac Logo                            |
| <b>Chevrolet</b> |  |
| MGP34009SDNLRD   | 2007-14 Yukon, Denali Logo                                 |
| MGP14005SBOWRD   | 2014-18 Silverado 1500, Bowtie Logo                        |
| MGP14005SSILRD   | 2014-18 Silverado 1500, Silverado Logo                     |
| <b>Dodge</b>     |  |
| MGP12204SDGORD   | 2012-16 Durango SXT, Durango Logo                          |
| MGP12204SRT1RD   | 2012-18 Durango SXT, RT Logo                               |
| MGP55001SRMHRD   | 2011-18 RAM 1500 Sport / SLT, Ram Logo Front Ram Head Rear |
| <b>Ford</b>      |  |
| MGP10119SEDGRD   | 2011-14 Ford Edge, Edge Logo                               |
| <b>Jeep</b>      |  |
| MGP42007SJEPD    | 2007-18 Wrangler, Jeep Logo                                |
| MGP42020SJEPD*   | 2011-18 Grand Cherokee, Jeep Logo                          |


\* 18 inch wheel minimal single piston caliper 1 18 inch wheel minimal dual piston caliper



## Power And Amp Serpentine Pulley Systems

March Power and Amp Series Serpentine Systems increase performance and add horsepower for off-roading and towing. The Power and Amp Series will add up to 11 horsepower to vehicles with high amperage needs like those used for towing and heavy-duty, stop-and-go driving situations.

| Set No.   | Year    | Material       | Crank Pulley | Water Pump Pulley | Alternator Pulley | Alternator Pulley With Cover |
|---|---------|----------------|--------------|-------------------|-------------------|------------------------------|
| <b>GM Trucks</b>  |         |                |              |                   |                   |                              |
| <b>1988-2003 with External Alternator Fan 4.3-305-350</b>                     |         |                |              |                   |                   |                              |
| <b>Power and Amp Series (Recommended for Automatic Transmission Vehicles)</b> |         |                |              |                   |                   |                              |
| MPP4465   | 1988-03 | 3 pc. Aluminum | 6 Rib        | Non Rib           | —                 | 6 Rib                        |



## Baja RS™

As the first reclining suspension seat for off-road enthusiasts, the Baja RS retains the safety, comfort, and fatigue-fighting ergonomics of MasterCraft's suspension seats. A heavy-duty, 9-position reclining mechanism is standard for years of trouble-free service, while 5-point seat belt slots with loops keep seat belts securely in place.

### Size Dimensions:

- Hip containment: 9.5"
- Upper torso containment: 6"
- Size-High: 34" Tall x 22" Wide, 25" Deep
- Size-Low: 34" Tall x 22" Wide, 25" Deep
- Mount Area: 10"-14" slotted front to back and 14" Wide
- Sitting level height from floor: 5"

| Part No.  | Description  |
|---|--|
| <b>Baja RS™ Pre-Set Color Combo With Fixed Headrest, Recliner Lever Left</b>  |  |
| MAS504004   | With Fixed Headrest, Black With Black Center And Black Side Panels, Recliner Lever Left  |
| <b>Baja RS™ Pre-Set Color Combo With Fixed Headrest, Recliner Lever Right</b> |  |
| MAS506004   | With Fixed Headrest, Black With Black Center And Black Side Panels, Recliner Lever Right |



## Nomad™

Based on the legendary Rubicon suspension seat design, the Nomad is a true suspension seat that was designed from the ground up and is built to our specifications. Nomad seats feature the same tubular steel frame and open mesh liner construction as MasterCraft's legendary Rubicon seats. They even share the same mounting configuration, making them fully compatible with Rubicon mounting kits and/or brackets. FMVSS-rated upholstery meets the same colorfast standards as OEM seats. Available in black only.



| Part No.  | Description   |
|-----------|---------------|
| MAS530004 | Single Seat   |
| MAS525200 | Pair Of Seats |

## Seat Adapters **NEW!**

MasterCraft Safety has the seat adapters, mounts, sliders and hardware to easily replace the OEM seats in your Jeep Model with our Baja RS, and Nomad suspension seats..

| Part No.  | Description                                      |
|-----------|--|
| MAS624004 | Seat Adapter Kit 1997-02 Jeep TJ-Driver          |
| MAS624005 | Seat Adapter Kit 1997-02 Jeep TJ-Passenger       |
| MAS624204 | Seat Adapter Kit 2003-06 Jeep TJ-Driver          |
| MAS624205 | Seat Adapter Kit 2003-06 Jeep TJ-Passenger       |
| MAS624405 | Mount Kit Seat Adapter Jeep JK 2007-17 Driver    |
| MAS624406 | Mount Kit Seat Adapter Jeep JK 2007-17 Passenger |



## Performance Motor Oils

High-performance petroleum oil is formulated using a technologically advanced additive package that is combined with a blend of highly refined petroleum base stocks. Lubricant resists mechanical break-down and viscosity loss, while reducing wear on lifters, cams, and bearings. High zinc/phosphorous formula is ideal for use in flat tappet or roller camshaft engines. Sold in 1-qt. bottles or in cases.



| Description | 1-qt. Bottle | 1 Case (12/1-qt. Bottles) |
|-------------|--------------|---------------------------|
| 10W-30      | MAX39-33901S | MAX39-33901               |
| 10W-40      | MAX39-34901S | MAX39-34901               |
| 20W-50      | MAX39-35901S | MAX39-35901               |

## HD Diesel Motor Oil 15W-40

Fully formulated heavy-duty diesel motor oil incorporates high quality petroleum base stocks blended with advanced chemistry, resulting in a lubricant that offers protection from heat, soot, and acids, while preventing wear to critical engine components. Well suited to Chevy Duramax, Dodge Cummins, and Ford Power Stroke engines. Sold in 1-gallon containers or in cases.



| Description | 1-Gallon | 1 Case (4/1-Gallon Bottles) |
|-------------|----------|-----------------------------|
| 15W-40      | —        | MAX39-029128                |

## Pro Gear

Full-synthetic, high-performance ester racing gear oil provides unsurpassed performance and protection. Lubricant resists shearing, mechanical break-down, and loss of viscosity. Recommended in any differential where an API GL-5 gear oil is specified. Sold in 1-qt. bottles or in cases.



| Description | 1-qt. Bottle | 1 Case (12/1-qt. Bottles) |
|-------------|--------------|---------------------------|
| 75W-90      | MAX49-44901S | MAX49-44901               |
| 75W-140     | MAX49-45901S | MAX49-45901               |

## Performance Gear Oil

Petroleum-based gear oil uses high-quality, ultra-pure base oils to deliver maximum performance and protection. Lubricant resists shearing, mechanical breakdown, and loss of viscosity. Recommended in any differential where an API GL-5 gear oil is specified. Sold in 1-qt. containers or in cases.



| Description | 1-qt. Bottle | 1 Case (12/1-qt. Bottles) |
|-------------|--------------|---------------------------|
| 85W-140     | —            | MAX49-429128              |

## Syn Racing ATF

High-performance, automatic transmission racing fluid is a fully synthetic formula with anti-wear and extreme pressure additives that is designed to perform under high-stress/high-load, racing conditions. Fluid uses a no slip formula that delivers clean crisp shifts, while reducing clutch drag and friction. Sold in 1-qt. bottles or in cases.



| Description | 1-qt. Bottle | 1 Case (12/1-qt. Bottles) |
|-------------|--------------|---------------------------|
| 20W         | MAX49-01901S | MAX49-01901               |
| 30W         | —            | MAX49-02901               |

## SC1

Cleans and polishes plastic, fiberglass, and painted surfaces. Excellent for use as a clear coat to prevent mud, dirt, and rubber from adhering to body panels.



| Description        | 1 Case (12/12-oz. Aerosol Can) |
|--------------------|--------------------------------|
| 12-oz. Aerosol Can | MAX78920S                      |
|                    | MAX78920                       |



### Speed Wax

All-in-one detailer conditions, shines, and protects painted surfaces, chrome, and plastic. Sets up quickly and easily wipes from smooth surfaces.

|                              |                                     |
|------------------------------|-------------------------------------|
| 15.5 Oz.<br>Aerosol Can      | 1 Case<br>(12/15.5 Oz. Aerosol Can) |
| <a href="#">MAX70-76920S</a> | <a href="#">MAX70-76920</a>         |



### Contact Cleaner

A blend of cleaning agents that displace moisture while removing grease, grime, and oil. Heavy-duty aerosol cleaner is outstanding for use on ignitions, spark plugs, electrical components, etc.

|                           |                                   |
|---------------------------|-----------------------------------|
| 13 Oz.<br>Aerosol Can     | 1 Case<br>(12/13 Oz. Aerosol Can) |
| <a href="#">MAX72920S</a> | <a href="#">MAX72920</a>          |



### Multi-Purpose Penetrant Lube

MPPL is an all-purpose spray-on penetrating lubricant that delivers light lubrication while providing a barrier from rust and corrosion. Displaces moisture and helps loosen rusted fasteners.

|                           |                                     |
|---------------------------|-------------------------------------|
| 15.5 Oz.<br>Aerosol Can   | 1 Case<br>(12/15.5 Oz. Aerosol Can) |
| <a href="#">MAX73920S</a> | <a href="#">MAX73920</a>            |



### Waterproof Grease

High-temperature, multi-purpose lithium grease complex provides superior lubrication, water resistance, and clings to metal surfaces, even under the most severe conditions.

|                           |                               |
|---------------------------|-------------------------------|
| 16 Oz. Container          | 1 Case (12/16 Oz. Containers) |
| <a href="#">MAX80916S</a> | <a href="#">MAX80916</a>      |



### Biowash

A biodegradable all-purpose cleaner that removes grime and oil with ease. Removes tough dirt, yet gentle on paint, plastic, chrome, anodizing, rubber, carbon fiber, etc.

|                              |                             |
|------------------------------|-----------------------------|
| 1 Liter Bottle               | 1 Case (12/1 Liter Bottles) |
| <a href="#">MAX80-85932S</a> | <a href="#">MAX80-85932</a> |



### Coolanol

High performance coolant is a premixed ready-to-use premium antifreeze and deionized water package that protects against rust, corrosion, foaming and cavitation, while providing lubrication to the water pump and seals.

|                           |                                   |
|---------------------------|-----------------------------------|
| 1 Gallon<br>Container     | 1 Case<br>(4/1 Gallon Containers) |
| <a href="#">MAX82964S</a> | <a href="#">MAX82964</a>          |



### Syn PSF

Syn PSF is a high-performance, synthetic power steering fluid that is engineered to endure the severe stress and high temperatures common to racing. Fluid prevents wear, thermal breakdown, and oxidation.

|                              |                                |
|------------------------------|--------------------------------|
| 1 Quart<br>Bottle            | 1 Case<br>(12/1 Quart Bottles) |
| <a href="#">MAX89-01901S</a> | <a href="#">MAX89-01901</a>    |



### Street And Off-Road Brake Fluid DOT 4/DOT 5/DOT 5.1

High-performance brake and clutch fluid designed to lubricate and protect critical brake system components while providing reliable stopping power. Anti-vapor lock formulation maintains responsiveness and performance by fighting both water contamination and vaporization. Advanced chemistry resists corrosion and oxidation. Exceeds the requirements for DOT 3, DOT 4, DOT 5, or DOT 5.1 street and off-road applications.

| Part No.                     | Description                         |
|------------------------------|-------------------------------------|
| <a href="#">MAX80-86916S</a> | DOT 4, 16.9-oz. Bottle              |
| <a href="#">MAX80-86916</a>  | DOT 4, Case 24 x 16.9-oz. Bottles   |
| <a href="#">MAX80-82916S</a> | DOT 5.1, 16.9-oz. Bottle            |
| <a href="#">MAX80-82916</a>  | DOT 5.1, Case 24 x 16.9-oz. Bottles |
| <a href="#">MAX80-81916S</a> | DOT 5 16.9-oz. Bottle               |
| <a href="#">MAX80-81916</a>  | DOT 5, Case 24 x 16.9-oz. Bottle    |



### Hi-Test

Concentrated octane booster readily mixes with all gasolines, alcohol or nitro mixtures, suppressing detonation and pre-ignition. One ounce per gallon raises the octane number of gasoline approximately four points. May be used in concentrations of one to four ounces per gallon of gasoline.

|                           |                               |
|---------------------------|-------------------------------|
| 16 Oz. Containers         | 1 Case (12/16 Oz. Containers) |
| <a href="#">MAX83916S</a> | <a href="#">MAX83916</a>      |



## NEW VENDOR

A specialist in high performance exhaust systems for over 20 years, MBRP Performance Exhaust offers complete systems and related components for late model muscle cars, trucks, and Jeeps. The company offers seven series of exhaust products, each designed to meet enthusiasts' specific demands. Systems are available in premium T304 stainless, budget-friendly T409 stainless, and affordable, aluminized steel construction, all engineered for a direct, bolt-on installation.



### XP-Series

- Lifetime Warranty
- T409 16-Gauge Stainless Steel
- Mandrel Bends
- Mirror-Polished T304 Stainless Tips on Most Applications



### Installer Series

- 3-Year Warranty
- Heavy-Duty Aluminized Steel
- Mirror-Polished T304 Stainless Tips on Most Applications



### Black Series

- 3-Year Warranty (one year on coating)
- High-Heat Coating
- Heavy-Duty Aluminized Steel
- 4" and 5" Diesel Applications
- Black Powder Coated Tip on 4" systems



### Performance Series

- 2-Year Warranty
- Heavy-Duty Aluminized Steel
- Two-Piece Tailpipe
- Hardware Included
- Bolt-On Hangers
- Tips Optional

### SLM Series

- 5-Year Warranty
- T409 16-Gauge Stainless Steel
- Two-Piece Tailpipe
- Muffler Delete
- Bolt-On Hangers
- Tips Optional



### PLM Series

- 2-Year Warranty
- Heavy-Duty Aluminized Steel
- Two-Piece Tailpipe
- Muffler Delete
- Bolt-On Hangers
- Tips Optional



| Part No.             | Model  | Year    | Engine                  | Description  | Series      |
|----------------------|--|---------|-------------------------|--|-------------|
| <b>Ford</b>          |  |         |                         |  |             |
| MBRS5248409          | F150   | 2011-14 | 3.5L/V6                 | 4" Diameter Cat-Back, Single Side Outlet, 5" Tip                       | XP          |
| MBRS5248AL           | F150   | 2011-14 | 3.5L/V6                 | 4" Diameter Cat-Back, Single Side Outlet, 5" Tip                       | Installer   |
| MBRS5248P            | F150   | 2011-14 | 3.5L/V6                 | 4" Diameter Cat-Back, Single Side Outlet, No Tip                       | Performance |
| MBRS5259409          | F150   | 2015-19 | 2.7L/3.5L V6            | 4" Diameter Cat-Back, Single Side Outlet, 5" Tip                       | XP          |
| MBRS5259AL           | F150   | 2015-19 | 2.7L/3.5L V6            | 4" Diameter Cat-Back, Single Side Outlet, 5" Tip                       | Installer   |
| MBRS5260AL           | F150   | 2015-19 | 2.7L/3.5L V6<br>5.0L V8 | 3" Diameter Cat-Back, Single Side Outlet In Front Of Rear Tire, 4" Tip | Installer   |
| MBRS5260BLK          | F150   | 2015-19 | 2.7L/3.5L V6<br>5.0L V8 | 3" Diameter Cat-Back, Single Side Outlet In Front Of Rear Tire, 4" Tip | Black       |
| MBRS6218P            | Ford SD F250/F350                              | 1994-97 | 7.3L Powerstroke        | 4" Diameter, Turbo Back Single Side Outlet, No Tip                     | Performance |
| MBRS62220PLM         | Ford SD F250/F350                              | 1999-03 | 7.3L Powerstroke        | 5" Diameter Turbo Back Single Side Outlet, Less Muffler, No Tip        | PLM         |
| MBRS6200409          | Ford SD F250/F350                              | 1999-03 | 7.3L Powerstroke        | 4" Diameter, Turbo Back Single Side Outlet, 5" Tip                     | XP          |
| MBRS6200AL           | Ford SD F250/F350                              | 1999-03 | 7.3L Powerstroke        | 4" Diameter, Turbo Back Single Side Outlet, 5" Tip                     | Installer   |
| MBRS6200P            | Ford SD F250/F350                              | 1999-03 | 7.3L Powerstroke        | 4" Diameter, Turbo Back Single Side Outlet, No Tip                     | Performance |
| MBRS6200PLM          | Ford SD F250/F350                              | 1999-03 | 7.3L Powerstroke        | 4" Diameter Turbo Back Single Side Outlet, Less Muffler, No Tip        | PLM         |
| MBRS6212409          | Ford SD F250/F350                              | 2003-07 | 6.0L Powerstroke        | 4" Diameter, Turbo Back Single Side Outlet, 5" Tip                     | XP          |
| MBRS6212AL           | Ford SD F250/F350                              | 2003-07 | 6.0L Powerstroke        | 4" Diameter, Turbo Back Single Side Outlet, 5" Tip                     | Installer   |
| MBRS6212P            | Ford SD F250/F350                              | 2003-07 | 6.0L Powerstroke        | 4" Diameter, Turbo Back Single Side Outlet, No Tip                     | Performance |
| MBRS6212PLM          | Ford SD F250/F350                              | 2003-07 | 6.0L Powerstroke        | 4" Diameter Turbo Back Single Side Outlet, Less Muffler, No Tip        | PLM         |
| MBRS62240PLM         | Ford SD F250/F350<br>EC/CC                     | 2003-07 | 6.0L Powerstroke        | 5" Diameter Turbo Back Single Side Outlet, Less Muffler, No Tip        | PLM         |
| MBRS6240AL           | Ford SD<br>F250/F350/F450/F550<br>Cab & Chasis | 2003-07 | 6.0L Powerstroke        | 4" Diameter, Turbo Back Single Side Outlet, 5" Tip                     | Installer   |
| <b>Chevrolet/GMC</b> |  |         |                         |  |             |
| MBRS5014AL           | Silverado 1500<br>EC/CC-SB                     | 2003-07 | 4.8L/5.3L V8            | 3" Diameter Cat-Back, Single Side Outlet, 3-1/2" Tip                   | Installer   |
| MBRS5014P            | Silverado 1500<br>EC/CC-SB                     | 2003-07 | 4.8L/5.3L V8            | 3" Diameter Cat-Back, Single Side Outlet, No Tip                       | Performance |
| MBRS5054AL           | Silverado 1500<br>RC/EC/CC, Ex. 8' Bed         | 2009-13 | 4.8L/5.3L/6.0L          | 3" Diameter Cat-Back, Single Side Outlet, 3-1/2" Tip                   | Installer   |
| MBRS5076409          | Silverado 2500/3500HD                          | 2011-18 | 6.0L V8                 | 3-1/2" Cat-Back, Single Side Outlet, 4" Tip                            | XP          |
| MBRS5080409          | Silverado 1500<br>One-Piece Driveshaft         | 2014-18 | 4.3L V6<br>5.3L V8      | 3" Diameter Cat-Back, Single Side Outlet, 3-1/2" Tip                   | XP          |
| MBRS5080AL           | Silverado 1500<br>One-Piece Driveshaft         | 2014-18 | 4.3L V6<br>5.3L V8      | 3" Diameter Cat-Back, Single Side Outlet, 3-1/2" Tip                   | Installer   |
| MBRS5082409          | Silverado 1500<br>One-Piece Driveshaft         | 2014-18 | 4.3L V6<br>5.3L V8      | 3" Diameter Cat-Back, Dual Split Side Outlet, 3-1/2" Tip               | XP          |
| MBRS5082AL           | Silverado 1500<br>One-Piece Driveshaft         | 2014-18 | 4.3L V6<br>5.3L V8      | 3" Diameter Cat-Back, Dual Split Side Outlet, 3-1/2" Tip               | Installer   |



**Continued**

| Part No.                         | Model                               | Year            | Engine                  | Description   | Series      |
|----------------------------------|-------------------------------------|-----------------|-------------------------|---|-------------|
| <b>Chevrolet/GMC (Continued)</b> |                                     |                 |                         |   |             |
| MBRS5084409                      | Silverado 1500 One-Piece Driveshaft | 2014-18         | 4.3L V6 5.3L V8         | 3" Diameter Cat-Back, Dual Split Rear Outlet, 3-1/2" Tip                                    | XP          |
| MBRS6004409                      | Silverado 2500/3500HD EC/CC         | 2001-07         | Duramax Diesel          | 4" Down Pipe Back, Includes Front Pipe, Single Side Outlet, 5" Tip                          | XP          |
| MBRS6004AL                       | Silverado 2500/3500HD EC/CC         | 2001-07         | Duramax Diesel          | 4" Down Pipe Back, Includes Front Pipe, Single Side Outlet, 5" Tip                          | Installer   |
| MBRS6004P                        | Silverado 2500/3500HD EC/CC         | 2001-07         | Duramax Diesel          | 4" Down Pipe Back, Includes Front Pipe, Single Side Outlet, No Tip                          | Performance |
| MBRS6004PLM                      | Silverado 2500/3500HD EC/CC         | 2001-07         | Duramax Diesel          | 4" Down Pipe Back, Includes Front Pipe, Muffler Delete, Single Side Outlet, No Tip          | PLM         |
| MBRS6004PLM                      | Silverado 2500/3500HD EC/CC         | 2001-07         | Duramax Diesel          | 4" Down Pipe Back, Includes Front Pipe, Muffler Delete, Single Side Outlet, No Tip          | PLM         |
| MBRS60200409                     | Silverado 2500/3500HD EC/CC         | 2001-07         | Duramax Diesel          | 5" Down Pipe Off Road, Includes Front Pipe, Single Side Outlet, 6" Tip                      | XP          |
| MBRS60200AL                      | Silverado 2500/3500HD EC/CC         | 2001-07         | Duramax Diesel          | 5" Down Pipe Back, Includes Front Pipe, Off-Road, Single Side Outlet, 5" Tip                | Installer   |
| MBRS60200PLM                     | Silverado 2500/3500HD EC/CC         | 2001-07         | Duramax Diesel          | 5" Down Pipe Back, Includes Front Pipe, Off-Road, Muffler Delete Single Side Outlet, No Tip | PLM         |
| MBRS60200SLM                     | Silverado 2500/3500HD EC/CC         | 2001-07         | Duramax Diesel          | 5" Down Pipe Back, Includes Front Pipe, Off-Road, Muffler Delete Single Side Outlet, No Tip | SLM         |
| <b>Dodge</b>                     |                                     |                 |                         |   |             |
| MBRS5146409                      | Ram 1500                            | 2009-18         | 5.7L Hemi               | 2-1/2" Cat-Back, Dual Split Rear Outlet, Through Stock Bumper, 4" Tip                       | XP          |
| MBRS5146AL                       | Ram 1500                            | 2009-18         | 5.7L Hemi               | 2-1/2" Cat-Back, Dual Split Rear Outlet, Through Stock Bumper, 4" Tip                       | Installer   |
| MBRS5146BLK                      | Ram 1500                            | 2009-18         | 5.7L Hemi               | 2-1/2" Cat-Back, Dual Split Rear Outlet, Through Stock Bumper, 4" Tip                       | Black       |
| MBRS5148AL                       | Ram 1500 Ram 2500 Mega Cab          | 2006-08 2003-13 | 5.7L Hemi               | 3" Cat-Back, Single Side Outlet, 4" Tip   | Installer   |
| MBRS6100409                      | Dodge 2500/3500                     | 1994-02         | 5.7L Cummins Diesel     | 4" Diameter Turbo Back Single Side Outlet, 5" Tip   | XP          |
| MBRS6100AL                       | Dodge 2500/3500                     | 1994-02         | 5.7L Cummins Diesel     | 4" Diameter Turbo Back Single Side Outlet, 5" Tip   | Installer   |
| MBRS6100P                        | Dodge 2500/3500                     | 1994-02         | 5.7L Cummins Diesel     | 4" Diameter Turbo Back Single Side Outlet, No Tip   | Performance |
| MBRS6100PLM                      | Dodge 2500/3500                     | 1994-02         | 5.7L Cummins Diesel     | 4" Diameter Turbo Back Single Side Outlet, Less Muffler, No Tip                             | PLM         |
| MBRS61140PLM                     | Dodge 2500/3500                     | 2003-04         | 5.7L Cummins Diesel     | 5" Diameter Turbo Back Single Side Outlet, Less Muffler, No Tip                             | PLM         |
| MBRS6104AL                       | Dodge 2500/3500                     | 2003-04         | 5.7L Cummins Diesel     | 4" Diameter Turbo Back Single Side Outlet, 5" Tip   | Installer   |
| MBRS6104P                        | Dodge 2500/3500                     | 2003-04         | 5.7L Cummins Diesel     | 4" Diameter Turbo Back Single Side Outlet, No Tip   | Performance |
| MBRS61120PLM                     | Dodge 2500/3500                     | 1994-02         | 5.7L Cummins Diesel     | 5" Diameter Turbo Back Single Side Outlet, Less Muffler, No Tip                             | PLM         |
| MBRS61160P                       | Dodge 2500/3500                     | 2004.5 -07      | 5.7L Cummins Diesel     | 5" Diameter Turbo Back Single Side Outlet, Less Muffler, No Tip                             | Performance |
| MBRS61160PLM                     | Dodge 2500/3500                     | 2004.5 -07      | 5.7L Cummins Diesel     | 5" Diameter Turbo Back Single Side Outlet, Less Muffler, No Tip                             | PLM         |
| MBRS61160SLM                     | Dodge 2500/3500                     | 2004.5 -07      | 5.7L Cummins Diesel     | 5" Diameter Turbo Back Single Side Outlet, Less Muffler, No Tip                             | SLM         |
| MBRS6126409                      | Dodge 2500/3500                     | 2004.5 -07      | 5.9L Cummins Diesel     | 4" Diameter, Turbo Back Single Side Outlet, 4" Tip  | XP          |
| MBRS6126AL                       | Dodge 2500/3500                     | 2004.5 -07      | 5.9L Cummins Diesel     | 4" Diameter, Turbo Back Single Side Outlet, 5" Tip  | Installer   |
| MBRS6126P                        | Dodge 2500/3500                     | 2004.5 -07      | 5.9L Cummins Diesel     | 4" Diameter, Turbo Back Single Side Outlet, No Tip  | Performance |
| MBRS6126PLM                      | Dodge 2500/3500                     | 2004.5 -07      | 5.9L Cummins Diesel     | 4" Diameter Turbo Back Single Side Outlet, Less Muffler, No Tip                             | PLM         |
| <b>Jeep</b>                      |                                     |                 |                         |   |             |
| MBRS5500BLK                      | Wrangler TJ                         | 2000-06         | 2.5L 4 Cyl. 4.0L 6 Cyl. | 2-1/2" Cat-Back, Single Side Outlet, 3-1/2" Tip   | Black       |
| MBRS5528BLK                      | Wrangler JK Rubicon                 | 2007-18         | 3.6L/3.8L V6            | 2-1/2" Axle Back, Dual Rear Outlet, 4" Tip  | Black       |



**Exhaust Tips**

| Part No.                    | Description   | Inlet | Outlet | Length |
|-----------------------------|---|-------|--------|--------|
| <a href="#">MBRT5051</a>    | Polished Stainless Steel, Single Wall, Angle Cut Rolled End, Clamp-On     | 4"    | 5"     | 12"    |
| <a href="#">MBRT5051BLK</a> | Black Coated Stainless Steel, Single Wall, Angle Cut Rolled End, Clamp-On | 4"    | 5"     | 12"    |
| <a href="#">MBRT5053</a>    | Polished Stainless Steel, Dual Wall, Angle Cut Slash End, Clamp-On        | 4"    | 5"     | 12"    |
| <a href="#">MBRT5053BLK</a> | Black Coated Stainless Steel, Dual Wall, Angle Cut Slash End, Clamp-On    | 4"    | 5"     | 12"    |
| <a href="#">MBRT5072</a>    | Polished Stainless Steel, Dual Wall, Angle Cut Slash End, Clamp-On        | 4"    | 6"     | 12"    |
| <a href="#">MBRT5072BLK</a> | Black Coated Stainless Steel, Dual Wall, Angle Cut Slash End, Clamp-On    | 4"    | 6"     | 12"    |
| <a href="#">MBRT5073</a>    | Polished Stainless Steel, Single Wall, Angle Cut Rolled End, Clamp-On     | 4"    | 6"     | 12"    |
| <a href="#">MBRT5074</a>    | Polished Stainless Steel, Dual Wall, Angle Cut Slash End, Clamp-On        | 5"    | 6"     | 12"    |
| <a href="#">MBRT5074BLK</a> | Black Coated Stainless Steel, Dual Wall, Angle Cut Slash End, Clamp-On    | 5"    | 6"     | 12"    |
| <a href="#">MBRT5075</a>    | Polished Stainless Steel, Single Wall, Angle Cut Rolled End, Clamp-On     | 5"    | 6"     | 12"    |
| <a href="#">MBRT5127</a>    | Polished Stainless Steel, Single Wall, Angle Cut Rolled End, Clamp-On     | 5"    | 7"     | 18"    |
| <a href="#">MBRT5128</a>    | Polished Stainless Steel, Single Wall, Angle Cut, Rolled End, Clamp-On    | 4"    | 8"     | 18"    |
| <a href="#">MBRT5129</a>    | Polished Stainless Steel, Single Wall, Angle Cut, Rolled End, Clamp-On    | 5"    | 8"     | 18"    |



**2007-16 Jeep Wrangler JK  
Spare Tire Relocation Bracket  
MBR130718**

Laser cut and fully MIG-welded, this black powder coated heavy-duty spare tire bracket will support up to a 35 x 12.50 size wheel and tire. Includes all parts necessary for installation, including new wheel studs. No drilling required.



**Turbo Down Pipes**

These 3" diameter, mandrel bent 16-gauge steel down pipes mount between the factory turbo and exhaust system, allowing up to 20% greater air flow, increased horsepower/torque, lower EGT's, and a deeper exhaust tone. They're designed to let the turbo spool up faster resulting in quicker throttle response, and are manufactured with a tough, black, high-temperature ceramic coating. The pipe bolts onto factory mounting points for quick and easy installation.



| Part No.                  | Application   |
|---------------------------|---|
| <a href="#">MBRGM8424</a> | 2004.5-09 GM 6.6L Duramax, Downpipe LLY/LBZ/LMM Engines |
| <a href="#">MBRGM8425</a> | 2001-04 GM 6.6L Duramax, Downpipe LB7 Engines           |
| <a href="#">MBRGM8427</a> | 2011-13 GM 6.6L Duramax, Downpipe LML Engines           |
| <a href="#">MBRGM8428</a> | 2015.5-19 GM 6.6L Duramax, Downpipe                     |

**Universal Muffler Delete Pipe Kit  
MBRMDA30**

Reduce exhaust restriction and improve exhaust tone with this aluminized steel, 4" diameter, 30" overall length, universal muffler delete pipe. Includes clamps.



**Turbo Up-Pipe Kits**

Designed as a direct bolt-on replacement for the OE up-pipes on Ford Powerstroke Diesels that connect the exhaust manifold to the turbo. These EGR-compliant kits feature long-lasting aluminized steel, stainless steel flex couplings, and improved exhaust flow to increase power and fuel efficiency.



| Part No.                   | Application  |
|----------------------------|--|
| <a href="#">MBRFAL2313</a> | 2003-07 Ford 6.0L Powerstroke, 2" Diameter Up-Pipe Kit |
| <a href="#">MBRFAL2761</a> | 2008-10 Ford 6.4L Powerstroke, 2" Diameter Up-Pipe Kit |

**Diesel Quiet Tone  
High-Flow Mufflers**

Engineered for noise reduction. Quiet Tone mufflers feature dual-core construction to allow optimum exhaust flow and superior sound suppression. Available in T409 stainless or aluminized steel and either 4" or 5" inlet/outlet.



| Part No.                  | Description  |
|---------------------------|--|
| <a href="#">MBRM1004A</a> | Universal Quiet Tone Muffler, Aluminized Steel, 4" Inlet/Outlet, 4" Diameter, 30" Overall Length     |
| <a href="#">MBRM1004S</a> | Universal Quiet Tone Muffler, T409 Stainless Steel, 4" Inlet/Outlet, 4" Diameter, 30" Overall Length |
| <a href="#">MBRM2220A</a> | Universal Quiet Tone Muffler, Aluminized Steel, 5" Inlet/Outlet, 8" Diameter, 31" Overall Length     |



### Baja ATZ<sup>P3</sup>

The Baja ATZ features a unique hybrid design that combines the benefits of an all-terrain and a mud tire to provide great off-road traction during weekend play and the high-mileage and smooth ride of a radial tire. Siped tread lugs add traction on ice and wet pavement while deep, aggressive Sidebiters and self-cleaning multi-draft grooves help provide grip even in deep mud. Black, puncture-resistant 3-ply PowerPly sidewalls are designed to hold up under tough conditions.



| Part No.       | Size          | Mea. Rim        | Max. Load | Diameter | Sec. Width | Tread Width | Weight |
|----------------|---------------|-----------------|-----------|----------|------------|-------------|--------|
| MIC90000001916 | 35x12.5R16    | 8.0-11.0        | 3,860     | 34.5     | 12.5       | 10.0        | 67     |
| MIC90000001918 | 33x11.5R17    | 7.5-9.0         | 3,195     | 33.0     | 11.5       | 9.3         | 59     |
| MIC90000001948 | LT35X12.50R20 | 8.5-11.0        | 3,195     | 34.7     | 12.5       | 10.0        | 69     |
| MIC90000001919 | 33x12.5R17    | (9.0) 8.5-11.0  | 3,195     | 32.6     | 12.3       | 10.0        | 63     |
| MIC90000001941 | LT37x12.50R17 | (9.0) 8.5-11.0  | 3,525     | 36.9     | 13.1       | 10.4        | 79     |
| MIC90000001943 | 33x12.5R18    | (9.0) 8.5-11.0  | 3,195     | 32.6     | 12.1       | 10.0        | 63     |
| MIC90000001944 | 35x12.5R18    | (9.0) 8.5-10.0  | 3,750     | 35.1     | 12.5       | 10.0        | 71     |
| MIC90000001945 | 33x11.5R20    | (9.0) 8.0-10.0  | 3,305     | 32.6     | 11.7       | 9.3         | 64     |
| MIC90000001946 | 33x12.5R20    | (9.5) 8.5-11.0  | 3,195     | 33.4     | 12.5       | 10.3        | 66     |
| MIC90000001949 | LT37x12.50R20 | (10.0) 8.5-11.0 | 3,750     | 36.7     | 12.5       | 10.4        | 80     |

### Baja Claw TTC

Advance radial construction Baja Claw TTC is the ultimate traction tire. Tire combines the benefits of a 23° tread pattern, large directional Sidebiters, strategically placed siping, and PowerPly 3-ply puncture-resistant sidewalls.



| Part No.                    | Size            | Sidewall | Weight | Load Range | Max. Load | Appr. Rims | Mea. Rim | Section Width | Tread Width | Overall Dia. |
|-----------------------------|-----------------|----------|--------|------------|-----------|------------|----------|---------------|-------------|--------------|
| <b>OE Replacement Sizes</b> |                 |          |        |            |           |            |          |               |             |              |
| MIC90000000167              | 31 x 10.50R15LT | BLK      | 48 lbs | C          | 2,270     | 7"-9"      | 8.5"     | 10.9"         | 8.3"        | 30.8"        |
| MIC90000000168              | 33 x 12.50R15LT | BLK      | 60 lbs | C          | 2,205     | 8.5"-11"   | 10"      | 12.1"         | 9.7"        | 32.7"        |
| MIC90000000169              | 35 x 12.50R15LT | BLK      | 67 lbs | C          | 2,535     | 8.5"-11"   | 10"      | 12.2"         | 10.0"       | 34.8"        |
| <b>LT Metric Sizes</b>      |                 |          |        |            |           |            |          |               |             |              |
| MIC90000000174              | LT315/70R17     | BLK      | 68 lbs | D          | 3,195     | 8.5"-10"   | 9.5"     | 12.8"         | 9.8"        | 34.6"        |

### Baja STZ

The perfect choice for work or play, the Baja STZ provides excellent steering response, superior grip, and great all-weather traction. Serrated tie bars and shoulder scallops offer improved tread stability and off-road traction, while self-cleaning multi-draft lug angles provide increase lug durability and reduce stone retention.



| Part No.                    | Size      | Sidewall | Weight | Load Range | Max. Load | Appr. Rims | Mea. Rim | Section Width | Tread Width | Overall Dia. |
|-----------------------------|-----------|----------|--------|------------|-----------|------------|----------|---------------|-------------|--------------|
| <b>OE Replacement Sizes</b> |           |          |        |            |           |            |          |               |             |              |
| MIC90000029941              | 265/75R16 | OWL      | 40 lbs | Standard   | 2,756     | 7"-9"      | 7.5"     | 10.5"         | 8.0"        | 31.7"        |

### Baja MTZ<sup>P3</sup>

The new Mickey Thompson Baja MTZ<sup>P3</sup> is an incredible mud terrain tire that's been specially designed with a unique silica-reinforced tread compound for longer wear, enhanced wet weather capability, and superior cut and chip resistance. The Baja MTZ<sup>P3</sup> tread also features siped tread lugs with variable draft angles for better traction and stone ejection, and angled shoulder scallops with mud pocket scoops for better traction in mud and loose soil.



| Part No.       | Tire Size       | Load Range | Sidewall | (Meas. Rim Width)/<br>Approved Rim Width | Max. Infl. PSI | Max. Load Lbs | O.D. Inches | Section Width | Tread Width | Tread Depth 32Nds | Appx. Weight Lbs |
|----------------|-----------------|------------|----------|--|----------------|---------------|-------------|---------------|-------------|-------------------|------------------|
| MIC90000024178 | 31X10.50R15LT   | C          | OWL      | (8.5) 7.0 - 9.0                          | 50             | 2,270         | 30.8        | 10.7"         | 8.5"        | 20.0              | 47               |
| MIC90000024260 | 35X12.50R15LT   | C          | OWL      | (10.0) 8.5 - 11.0                        | 35             | 2,535         | 34.8        | 12.5"         | 10.1"       | 21.0              | 68               |
| MIC90000024261 | 32x10.5R16      | E          | OWL      | (7.5) 7.0 - 8.0                          | 80             | 3,415         | 31.9        | 10.5"         | 8.4"        | 18.5              | 54               |
| MIC90000024266 | 32x10.5R17      | E          | OWL      | (8.0) 7.0 - 8.5                          | 80             | 3,195         | 31.9        | 10.7"         | 8.5"        | 18.5              | 54               |
| MIC90000024271 | LT37x12.50R17   | D          | BLK      | (10.0) 8.5 - 11.0                        | 50             | 3,25          | 36.8        | 13.0"         | 10.2"       | 22.0              | 74               |
| MIC90000024275 | 32x12.5R18      | E          | OWL      | (9.0) 8.5 - 10.0                         | 65             | 3,750         | 35.1        | 12.4"         | 9.9"        | 21.0              | 70               |
| MIC90000024276 | LT37x13.50R18LT | D          | BLK      | (11.0) 8.5 - 11.0                        | 50             | 3,525         | 36.8        | 13.3"         | 11.0"       | 22.0              | 82               |
| MIC90000024279 | LT35x12.50R20   | E          | BLK      | (10.0) 8.5 - 11.0                        | 65             | 3,195         | 34.7        | 12.4"         | 10.2"       | 21.0              | 68               |

## Deegan 38™ **NEW!**

The new Deegan 38 tire from Mickey Thompson is the ultimate all-purpose mud-terrain tire. Features wide outer voids and an aggressive tread pattern for great self-cleaning performance and a tough look. Tight inner void sections reduce noise and provide a greater contact area for improved road manners, while generous siping enhances all-season performance, even on ice and rain-slick roads.



| Part No.                       | Tire Size     | Load Range | Sidewall | (Meas. Rim Width)/<br>Approved Rim Width | Max. Infl. PSI | Max. Load Lbs | O.D. Inches | Section Width | Tread Width | Tread Depth 32Nds | Appx. Weight Lbs |
|--------------------------------|---------------|------------|----------|--|----------------|---------------|-------------|---------------|-------------|-------------------|------------------|
| <a href="#">MIC90000020918</a> | 33X12.50R15LT | C          | RWL      | (10.5) 8.5 - 11.0                        | 35             | 2,205         | 32.6        | 12.4"         | 9.8"        | 20.0              | 56               |
| <a href="#">MIC90000021040</a> | 35X12.50R20LT | E          | BLK      | (10.0) 8.5 - 11.0                        | 65             | 3,195         | 34.7        | 12.4"         | 9.9"        | 20.0              | 65               |

## Deegan 38™ **ALL TERRAIN NEW!**

Mickey Thompson's new Deegan 38 All-Terrain tire features a silica-reinforced tread compound for improved all-weather performance, enhanced cut/chip resistance, and improved longevity. High-tensile 2-ply body cord helps reduce weight and improve durability and ride. The use of angled shoulder scallops and two-pitch SideBiter(R) treads improves off-road traction, while variable draft angles and tread chamfers reduce stone and dirt retention. These are an excellent upgrade tire for today's pickups and SUV's, and include a 60,000 mile limited treadwear warranty on standard versions and a 55,000 mile limited treadwear warranty on LT versions.



| Part No.                       | Tire Size     | Sidewall | (Meas. Rim Width)/Approved Rim Width | (Overall Tire Diameter) | Max. Load Lbs |
|--------------------------------|---------------|----------|--------------------------------------|-------------------------|---------------|
| <a href="#">MIC90000029943</a> | 265/70R17     | RWL      | 7-9                                  | 31.42                   | 2,679         |
| <a href="#">MIC90000029616</a> | 265/70R17LT   | RWL      | 7-8.5                                | 31.65                   | 3,195         |
| <a href="#">MIC90000029619</a> | 285/70R17LT   | RWL      | 7.5-9                                | 32.83                   | 3,195         |
| <a href="#">MIC90000029620</a> | 275/70R18LT   | RWL      | 7-8.5                                | 33.23                   | 3,640         |
| <a href="#">MIC90000029948</a> | 275/60R20     | RWL      | 7.5-9.5                              | 33.03                   | 2,679         |
| <a href="#">MIC90000029625</a> | 35x12.50R20LT | BLK      | 8.5-11                               | 34.65                   | 3,195         |

## DC Torque

The DC Torque combines a flat black finish, machined accents, and tough satin clear coat. Designed for newer trucks and SUV's that require higher offsets, additional brake caliper clearance and the ability to use the factory TPMS (Tire Pressure Monitoring Sensors). The perfect choice for the truck owner that wants to combine style with usability on or off-road. Each wheel is sold complete with center cap. Use bulge/conical seat lug nuts.



| Part No.                       | Size      | Approx. Weight | Bolt Circle | Back Space | Offset (mm) | Max Load |
|--------------------------------|-----------|----------------|-------------|------------|-------------|----------|
| <a href="#">MIC90000000060</a> | 16 x 8.0" | 23 lbs.        | 8 x 6.5"    | 4-1/2"     | +00         | 3,640    |

## Sidebiter II

Styled after one of the best known innovations in off-road history; Mickey Thompson's revolutionary tread-on-the-sidewall, tire design called Sidebiters. This wheel is built to be a heavy-duty performer with exceptional styling design. The entire wheel is coated in a protective satin black finish. New pop-top style center cap embossed with M/T logo. Available in 15, 16, and 17 inch.



| Part No.                       | Size     | Bolt Circle | Back Space |
|--------------------------------|----------|-------------|------------|
| <a href="#">MIC90000019380</a> | 15 x 8"  | 5 x 4.5"    | 3-5/8"     |
| <a href="#">MIC90000019384</a> | 15 x 10" | 5 x 5.5"    | 3-5/8"     |
| <a href="#">MIC90000019386</a> | 16 x 8"  | 6 x 5.5"    | 4-1/2"     |
| <a href="#">MIC90000019400</a> | 17 x 9"  | 5 x 5.5"    | 5"         |
| <a href="#">MIC90000019401</a> | 17 x 9"  | 6 x 135"    | 5"         |
| <a href="#">MIC90000019403</a> | 17 x 9"  | 8 x 6.5"    | 5"         |

## Classic Baja Lock - Black

The Baja combines Classic III styling with the look of a real beadlock without the expense. Features a matte black center and finely machined details with large M/T logos, then coated with protective matte finish. Available in popular 15, 16, and 17 sizes with a high load rating, the Baja has a non-corrosive matte black screw-on cap with a gloss black M/T logo.



| Part No.                       | Size     | Bolt Circle | Back Space |
|--------------------------------|----------|-------------|------------|
| <a href="#">MIC90000020045</a> | 15 x 8"  | 5 x 4.5"    | 3-5/8"     |
| <a href="#">MIC90000020081</a> | 16 x 10" | 6 x 5.5"    | 4-1/2"     |
| <a href="#">MIC90000020082</a> | 16 x 10" | 8 x 6.5"    | 4-1/2"     |
| <a href="#">MIC90000020089</a> | 17 x 9"  | 6 x 5.5"    | 4-1/2"     |
| <a href="#">MIC90000020090</a> | 17 x 9"  | 8 x 6.5"    | 5"         |

## Classic III

Offered in a highly polished natural aluminum or satin black finish with protective clear coat, the Classic III has a smooth outer lip for a clean look. A non-corrosive two-tone screw-in center cap completes the look. For use with bulge/conical seat lug nuts, the Classic III carries a limited lifetime warranty against structural defects.



| Part No.                       | Size    | Appx. Weight | Bolt Circle | Back Space |
|--------------------------------|---------|--------------|-------------|------------|
| <b>Polished</b>                |         |              |             |            |
| <a href="#">MIC90000001760</a> | 15 x 8" | 16           | 6 x 5.5"    | 3-5/8"     |
| <a href="#">MIC90000001718</a> | 15 x 8" | 17           | 5 x 4.5"    | 3-5/8"     |
| <a href="#">MIC90000001784</a> | 17 x 9" | 24           | 6 x 5.5"    | 4-1/2"     |
| <b>Black</b>                   |         |              |             |            |
| <a href="#">MIC90000001747</a> | 15 x 8" | 17           | 5 x 4.5"    | 3-5/8"     |

# McGard

## Wheel Locks & Lug Nuts

The McGard name has been synonymous with quality and safety for over thirty years. Built to last a lifetime, McGard lug nuts and wheel locks provide long-lasting beauty and the highest level of protection against costly wheel and tire theft. McGard's triple-nickel chrome plating is guaranteed for life against rusting, chipping, or peeling. Sold in packs of 4.

### Bulge Series Tough Nuts

Bulge lug nuts have an extended seating surface that is designed to match the surface of aluminum wheels. Bulge lug nuts have a 3/4" hex.



Bulge Series  
MCG64010

### Cone Seat

Cone seat style wheel locks and lug nuts are for use with steel and aluminum wheels with exposed chrome lug nuts that are tapered at the bottom.



Cone Seat  
MCG64000

### Regular Shank

Regular shank lug nuts and wheel locks are for use with custom replacement cast or forged aluminum wheels that are between 9/16" and 7/8" thick at the stud hole.



Regular Shank  
MCG61000

### Long Shank

Long shank-style lug nuts and wheel locks are for use with custom replacement cast or forged aluminum wheels that are at least 7/8" thick, but less than 1-1/4" thick at the stud hole.



Long Shank  
MCG62000

### Extra-Long Shank

Lug nuts are available to fit extra-long applications such as Cragar SST, Superlite, Supertrick, etc. Shank length is 1.365" and shank diameter is .680". Kits include stainless steel washers.

Extra Long Shank  
MCG63015



| Thread Size                            | Locks                   | Lug Nut                 | Bulge Lug Nut           |
|--|-------------------------|-------------------------|-------------------------|
| <b>Cone Seat</b>                       |                         |                         |                         |
| 1/2"                                   | MCG24130 <sup>2</sup>   | MCG64000 <sup>2</sup>   | MCG64010 <sup>1</sup>   |
| 7/16"                                  | MCG24132 <sup>1</sup>   | MCG64001 <sup>2</sup>   | MCG64011 <sup>1</sup>   |
| 12mm x 1.5                             | MCG24137 <sup>1</sup>   | —                       | MCG64012 <sup>1</sup>   |
| 12mm x 1.75                            | MCG24160                | MCG64019 <sup>2</sup>   | —                       |
| 14mm x 1.5                             | MCG24210 <sup>4,5</sup> | MCG64014 <sup>4,5</sup> | —                       |
| 14mm x 1.5                             | MCG25115                | MCG64021 <sup>2,5</sup> | —                       |
| 14mm x 1.5 Black                       | MCG25116                | MCG64069 <sup>4,6</sup> | MCG64073 <sup>4,6</sup> |
| 14mm x 2.0                             | MCG24205                | MCG64020                | —                       |
| <b>* Regular Shank .746" Shank</b>     |                         |                         |                         |
| 1/2"                                   | —                       | MCG61000 <sup>2</sup>   | —                       |
| 7/16"                                  | —                       | MCG61001 <sup>2</sup>   | —                       |
| <b>* Long Shank .946" Shank</b>        |                         |                         |                         |
| 1/2"                                   | —                       | MCG62000 <sup>2</sup>   | —                       |
| 7/16"                                  | —                       | MCG62001 <sup>2</sup>   | —                       |
| <b>* Extra Long Shank 1.365" Shank</b> |                         |                         |                         |
| 7/16"                                  | MCG23180                | MCG63015 <sup>2</sup>   | —                       |
| 1/2"                                   | —                       | MCG63014 <sup>2</sup>   | —                       |
| 12mm x 1.5                             | —                       | MCG63016 <sup>2</sup>   | —                       |

Warning: When installing wheel locks or lug nuts, verify correct seating surface style (cone, shank, etc.) and thread size. Also verify that fastener has not bottomed out on wheel stud before tightening against wheel.

### Footnotes

1 - 3/4" Hex 2 - 13/16" Hex 4 - 22mm Hex 5 - 1.965" 6 - 1.1.635"

\* Shank-Style nuts come with washers

## Cone Seat SplineDrive® Lug Nuts NEW!

McGard SplineDrive cone seat lug nuts are chrome-plated and will not rust, chip, or peel. The plating process includes three layers of nickel and one layer of microporous chrome or black. They are available in black, full chrome, chrome with red caps, or chrome with blue caps.

Lug nuts will only work with alloy wheels and require a SplineDrive installation tool (not included).

| Thread Size          | Package / 4 |
|----------------------|-------------|
| <b>1.24" Length</b>  |             |
| 1/2 x 1.5 Chrome     | MCG65357    |
| <b>1.648" Length</b> |             |
| 14 x 1.5 Chrome      | MCG65315    |
| 14 x 1.5 Black       | MCG65315BK  |



## SplineDrive® Installation Tools NEW!

Installation tool is required for installation and removal of SplineDrive lug nuts. SplineDrive lug nut 4-packs and bulk boxes DO NOT include an installation tool.

| Description                           | Diameter | Hex Size | Package / 1 |
|---------------------------------------|----------|----------|-------------|
| For 1/2-20, 12 x 1.25 & 12 x 1.5 nuts | .797"    | 13/16    | MCG65300    |
| For 14 x 1.5 nuts only                | .938"    | 22mm     | MCG65302    |



## Jeep Wrangler Door Locks NEW!

Simply replace the upper hinge nuts with door lock nuts to protect your Jeep doors from theft.



| Application                     | Year    | 2-Door   | 4-Door   |
|---------------------------------|---------|----------|----------|
| Jeep Wrangler JL                | 2018    | MCG76157 | MCG76160 |
| Jeep Wrangler JK & Unlimited JK | 2007-18 | MCG76057 | MCG76060 |

## Jeep Wrangler 5-Lock Sets NEW!

Wheel and tire theft protection for your road wheels and spare. Contains 5 locks (4 for the road wheels and 1 for the spare) with 1 matching key. Tuner style fits in close tolerance lug hole.



| Part No.  | Style   | Color  | Hex           |
|---|---------|--------|---------------|
| <b>Wrangler JL 14 x 1.5 Thread Size</b>             |         |        |               |
| MCG24515  | Regular | Chrome | 21mm & 22mm   |
| MCG24516  | Regular | Black  | 21mm & 22mm   |
| MCG25515  | Tuner   | Chrome | 22mm          |
| MCG25515BK  | Tuner   | Black  | 22mm          |
| <b>All Wranglers (Except JL) 1/2-20 Thread Size</b> |         |        |               |
| MCG24538  | Regular | Chrome | 3/4" & 13/16" |
| MCG24548  | Regular | Black  | 3/4" & 13/16" |
| MCG25540  | Tuner   | Chrome | 13/16"        |
| MCG25540BK  | Tuner   | Black  | 13/16"        |

## Wheel Installation Kits

The best theft protection money can buy. Finish is guaranteed for life not to chip, peel or rust! Kits include Tough Nut hex lug nuts, 4 wheel locks, key tool, I.D. card, key tool storage pouch, and chrome sleeve valve stems.

| Thread Size                                | Overall Length | Hex Size | 5 Lug Part No. | 6 Lug Part No. | 8 Lug Part No. |
|--|----------------|----------|----------------|----------------|----------------|
| <b>Cone Seat Hex Nut Installation Kits</b> |                |          |                |                |                |
| M12 x 1.5                                  | 1.5"           | 13/16"   | MCG84557       | —              | —              |





For over 35 years Mechman alternators has been manufacturing high-performance alternators for any and all types of vehicles. Focused on producing the most reliable and best-performing product in the marketplace, each Mechman alternator is hand-built in the U.S. and dyno tested prior to shipment. With five different series of products available to fit any application including drag race, road race, street rod, diesel performance, pro touring, or car audio.

### S Series

With applications available for a broad range of both domestic and import vehicles, these cast aluminum, six-phase alternators offer incredible output in a very compact unit. Highly efficient, the units use less horsepower than conventional three-phase alternators and generate 240 amps. [we don't carry the other sizes/capacities]. 12 diodes, twin rectifier plates, and twin cooling fan construction ensures long life in any application or operating environment.



| Part No.    | Description  |
|-------------|--|
| MEC13341240 | 1997-2002 Dodge Dakota, 240 Amps, 6-Groove Pulley                                    |
|             | 1991-2001 Jeep Cherokee, All Engines, 240 Amps, 6-Groove Pulley                      |
|             | 1993-1998 Jeep Grand Cherokee, 4.0 Liter Engine, 240 Amps, 6-Groove Pulley           |
|             | 1991-1998 Jeep Wrangler, 4.0 Liter Engine, 240 Amps, 6-Groove Pulley                 |
|             | 1991-2002 Jeep Wrangler, 2.5 Liter Engine, 240 Amps, 6-Groove Pulley                 |
| MEC13453240 | 1992-2003 Dodge Dakota, 3.9, 5.2 and 5.9 Liter Engines, 240 Amps, 6-Groove Pulley    |
|             | 1998-2003 Dodge Durango, 3.9, 5.2 and 5.9 Liter Engines, 240 Amps, 6-Groove Pulley   |
|             | 1994-2001 Full Size Truck, 3.9, 5.2 and 5.9 Liter Engines, 240 Amps, 6-Groove Pulley |
|             | 1994-2003 Full Size Truck, 8.0 Liter Engines, 240 Amps, 6-Groove Pulley              |
|             | 1993 Full Size Van, 3.9 Liter Engines, 240 Amps, 6-Groove Pulley                     |
|             | 1993-2003 Full Size Van, 5.2 and 5.9 Liter Engines, 240 Amps, 6-Groove Pulley        |
|             | 1998 Grand Cherokee, 5.9 Liter Engines, 240 Amps, 6-Groove Pulley                    |
| MEC13777240 | 1993-1998 Grand Cherokee, 5.2 Liter Engines, 240 Amps, 6-Groove Pulley               |
|             | 1999-06 Jeep 4.0L, 240 Amps, 6-Groove Pulley   |



### G Series

These reasonably priced premium units are based on large case GM, Ford, or Mitsubishi housings. Designed with durability in mind, they feature a custom designed, solid copper rectifier with six press-fit high-amp diodes, premium NTN bearings, and heavy-duty regulators where applicable. 240-amp output.

| Part No.   | Description  |
|------------|--|
| MEC7787240 | 1997-2004 Ford Explorer, 4.0 Liter SOHC Engines, 240 Amp Output, 1.75" Diameter, 6-Groove Pulley, T-Mount                |
|            | 1996-2001 Ford Explorer, 5.0 Liter Engines, 240 Amp Output, 1.75" Diameter, 6-Groove Pulley, T-Mount                     |
|            | 1997-2004 Ford Mountaineer, 4.0 Liter SOHC Engines, 240 Amp Output, 1.75" Diameter, 6-Groove Pulley, T-Mount             |
|            | 1996-2001 Ford Mountaineer, 5.0 Liter Engines, 240 Amp Output, 1.75" Diameter, 6-Groove Pulley, T-Mount                  |
| MEC8206240 | 1999-2004 Cadillac Escalade, 5.7,6.0 and 6.2 Liter Engines, 240 Amp Output, 1.75" Diameter, 6-Groove Pulley, T-Mount     |
|            | 2002-2004 Chevrolet Avalanche, All Engines, 240 Amp Output, 1.75" Diameter, 6-Groove Pulley, T-Mount                     |
|            | 1996-2012 Chevrolet Express, Van w/4 Pin Plug 240 Amp Output, 1.75" Diameter, 6-Groove Pulley, T-Mount                   |
|            | 1996-2004 Chevrolet Full Size Truck, All Gas Engines, 240 Amp Output, 1.75" Diameter, 6-Groove Pulley, T-Mount           |
|            | 2001-2007 Chevrolet Full Size Truck, 6.6 Liter Duramax Engines, 240 Amp Output, 1.75" Diameter, 6-Groove Pulley, T-Mount |
|            | 1994-2004 Chevrolet S-10/Blazer, 4.3 Liter Engines, 240 Amp Output, 1.75" Diameter, 6-Groove Pulley, T-Mount             |
|            | 2003-2006 Chevrolet SSR 5.3/6.0 Liter Engines, 240 Amp Output, 1.75" Diameter, 6-Groove Pulley, T-Mount                  |
|            | 1996-2004 Chevrolet Suburban, w/4 Pin Oval Plug, 240 Amp Output, 1.75" Diameter, 6-Groove Pulley, T-Mount                |
|            | 1996-2004 Chevrolet Tahoe/Full Size Blazer, All Gas Engines, 240 Amp Output, 1.75" Diameter, 6-Groove Pulley, T-Mount    |
|            | 2003-2006 Chevrolet Trailblazer, 5.3/6.0 Liter Engines, 240 Amp Output, 1.75" Diameter, 6-Groove Pulley, T-Mount         |
|            | 2003-2006 GMC Envoy, 5.3 Liter Engines, 240 Amp Output, 1.75" Diameter, 6-Groove Pulley, T-Mount                         |
|            | 2006 GMC Envoy, 6.0 Liter Engines, 240 Amp Output, 1.75" Diameter, 6-Groove Pulley, T-Mount                              |
|            | 1996-2004 GMC Full Size Truck/Sierra, 4.3 Liter Engines, 240 Amp Output, 1.75" Diameter, 6-Groove Pulley, T-Mount        |
|            | 1999-2004 GMC Full Size Truck/Sierra, 4.8 Liter Engines, 240 Amp Output, 1.75" Diameter, 6-Groove Pulley, T-Mount        |
|            | 1999 GMC Full Size Truck/Sierra, 5.0 Liter Engines, 240 Amp Output, 1.75" Diameter, 6-Groove Pulley, T-Mount             |
|            | 1999-2004 GMC Full Size Truck/Sierra, 5.3 Liter Engines, 240 Amp Output, 1.75" Diameter, 6-Groove Pulley, T-Mount        |
|            | 1996-2000 GMC Full Size Truck/Sierra, 5.7 Liter Engines, 240 Amp Output, 1.75" Diameter, 6-Groove Pulley, T-Mount        |
|            | 1999-2005 GMC Full Size Truck/Sierra, 6.0 Liter Engines, 240 Amp Output, 1.75" Diameter, 6-Groove Pulley, T-Mount        |
|            | 2001-2006 GMC Full Size Truck/Sierra, 6.6 Liter Diesel Engines, 240 Amp Output, 1.75" Diameter, 6-Groove Pulley, T-Mount |
|            | 1996-2000 GMC Full Size Truck/Sierra, 7.4 Liter Engines, 240 Amp Output, 1.75" Diameter, 6-Groove Pulley, T-Mount        |
|            | 2001-2005 GMC Full Size Truck/Sierra, 8.1 Liter Engines, 240 Amp Output, 1.75" Diameter, 6-Groove Pulley, T-Mount        |
|            | 1994-2004 GMC S-15/Sonoma/Jimmy, 4.3 Liter Engines, 240 Amp Output, 1.75" Diameter, 6-Groove Pulley, T-Mount             |
|            | 1996-2012 GMC Savana Van, w/4 Pin Over Plug, 240 Amp Output, 1.75" Diameter, 6-Groove Pulley, T-Mount                    |
|            | 1996-2004 Suburban, w/4 Pin Over Plug, 240 Amp Output, 1.75" Diameter, 6-Groove Pulley, T-Mount                          |
|            | 1996-2004 Yukon, w/4 Pin Over Plug, 240 Amp Output, 1.75" Diameter, 6-Groove Pulley, T-Mount                             |
|            | 2003-2007 Hummer H2, 6.2 Liter Engines, 240 Amp Output, 1.75" Diameter, 6-Groove Pulley, T-Mount                         |



## Elite Series - Billet Alternator With Black Finish

Designed with cutting-edge, six-phase hairpin technology, twin internal rectifier plates with finned heat sinks and 12 massive press-fit high-amp diodes, these units are capable of handling incredible power demands, even at idle speeds. With 370-amp generating capacity.



| Part No.     | Description   |
|--------------|---|
| MECB8206370B | 1999-2005 Cadillac Escalade, 5.7/6.0/6.2 Liter Engines, 370 Amps, 6-Groove 1.75 Diameter Pulley, Billet, Black        |
|              | 2002-2004 Chevrolet Avalanche, All Engines, 370 Amp, 6 Groove 1.75 Diameter Pulley, Billet, Black                     |
|              | 1996-2012 Chevrolet Express Van, w/4 Pin Plug, 370 Amp, 6 Groove 1.75 Diameter Pulley, Billet, Black                  |
|              | 1996-2004 Chevrolet Full Size Truck, All Gas Engines, 370 Amp, 6 Groove 1.75 Diameter Pulley, Billet, Black           |
|              | 2001-2007 Chevrolet Full Size Truck, 6.6 Liter Duramax Engine, 370 Amp, 6 Groove 1.75 Diameter Pulley, Billet, Black  |
|              | 1994-2004 Chevrolet S-10/Blazer, 4.3 Liter Engine, 370 Amp, 6 Groove 1.75 Diameter Pulley, Billet, Black              |
|              | 2003-2006 Chevrolet SSR, 5.3/6.0 Liter Engine, 370 Amp, 6 Groove 1.75 Diameter Pulley, Billet, Black                  |
|              | 1996-2004 Chevrolet Suburban, w/ 4 Pin Oval Plug, 370 Amp, 6 Groove 1.75 Diameter Pulley, Billet, Black               |
|              | 1996-2004 Chevrolet Tahoe/Full Size Blazer, All Gas Engines, 370 Amp, 6 Groove 1.75 Diameter Pulley, Billet, Black    |
|              | 2003-2006 Chevrolet Trailblazer, 5.3/6.0 Liter Engines, 370 Amp, 6 Groove 1.75 Diameter Pulley, Billet, Black         |
|              | 2003-2006 GMC Envoy, 5.3 Liter Engine, 370 Amp, 6 Groove 1.75 Diameter Pulley, Billet, Black                          |
|              | 2006 GMC Envoy, 6.0 Liter Engine, 370 Amp, 6 Groove 1.75 Diameter Pulley, Billet, Black                               |
|              | 1996-2004 GMC Full Size Truck/Sierra, 4.3 Liter Engine, 370 Amp, 6 Groove 1.75 Diameter Pulley, Billet, Black         |
|              | 1999-2004 GMC Full Size Truck/Sierra, 4.8 Liter Engine, 370 Amp, 6 Groove 1.75 Diameter Pulley, Billet, Black         |
|              | 1996-1999 GMC Full Size Truck/Sierra, 5.0 Liter Engine, 370 Amp, 6 Groove 1.75 Diameter Pulley, Billet, Black         |
|              | 1999-2004 GMC Full Size Truck/Sierra, 5.3 Liter Engine, 370 Amp, 6 Groove 1.75 Diameter Pulley, Billet, Black         |
|              | 1996-2000 GMC Full Size Truck/Sierra, 5.7 Liter Engine, 370 Amp, 6 Groove 1.75 Diameter Pulley, Billet, Black         |
|              | 1999-2005 GMC Full Size Truck/Sierra, 6.0 Liter Engine, 370 Amp, 6 Groove 1.75 Diameter Pulley, Billet, Black         |
|              | 2001-2006 GMC Full Size Truck/Sierra, 6.6 Liter Engine, 370 Amp, 6 Groove 1.75 Diameter Pulley, Billet, Black         |
|              | 1996-2000 GMC Full Size Truck/Sierra, 7.4 Liter Engine, 370 Amp, 6 Groove 1.75 Diameter Pulley, Billet, Black         |
|              | 2001-2005 GMC Full Size Truck/Sierra, 8.1 Liter Engine, 370 Amp, 6 Groove 1.75 Diameter Pulley, Billet, Black         |
|              | 1994-2004 GMC S-15/Sonoma/Jimmy, 4.3 Liter Engine, 370 Amp, 6 Groove 1.75 Diameter Pulley, Billet, Black              |
|              | 1994-2004 GMC Safari, 4.3 Liter Engine, 370 Amp, 6 Groove 1.75 Diameter Pulley, Billet, Black                         |
|              | 1996-2012 GMC Savana Van, w/4 Pin Oval Plug, 370 Amp, 6 Groove 1.75 Diameter Pulley, Billet, Black                    |
|              | 1996-2004 GMC Suburban, w/Oval Plug, 370 Amp, 6 Groove 1.75 Diameter Pulley, Billet, Black                            |
|              | 1996-2004 GMC Yukon, w/Oval Plug, 370 Amp, 6 Groove 1.75 Diameter Pulley, Billet, Black                               |
|              | 2003-2007 Hummer H2, 6.2 Liter Engine, 370 Amp, 6 Groove 1.75 Diameter Pulley, Billet, Black                          |
| MECB8302370B | 2005-2012 Cadillac Escalade, 5.7/6.0/6.2 Liter Engine, 370 Amp, 6 Groove 1.75 Diameter Pulley, Billet, Black          |
|              | 2005-2012 Chevrolet Avalanche, All Engines, 370 Amp, 6 Groove 1.75 Diameter Pulley, Billet, Black                     |
|              | 2005-2012 Chevrolet Express Van, w/2 Pin Plug, 370 Amp, 6 Groove 1.75 Diameter Pulley, Billet, Black                  |
|              | 2005-2012 Chevrolet Full Size Truck, All Gas Engines, 370 Amp, 6 Groove 1.75 Diameter Pulley, Billet, Black           |
|              | 2008-2013 Chevrolet Full Size Truck, 6.6 Liter Duramax Engines, 370 Amp, 6 Groove 1.75 Diameter Pulley, Billet, Black |
|              | 2005-2013 Chevrolet Suburban, w/4 Pin Oval Plug, 370 Amp, 6 Groove 1.75 Diameter Pulley, Billet, Black                |
|              | 2005-2013 Chevrolet Tahoe/Full Size Blazer, All Gas Engines, 370 Amp, 6 Groove 1.75 Diameter Pulley, Billet, Black    |
|              | 2007-2009 Chevrolet Trailblazer, 5.3 Liter Engine, 370 Amp, 6 Groove 1.75 Diameter Pulley, Billet, Black              |
|              | 2007-2008 GM Envoy, 5.3 Liter Engine, 370 Amp, 6 Groove 1.75 Diameter Pulley, Billet, Black                           |
|              | 2007-2009 GM Envoy, 6.0 Liter Engine, 370 Amp, 6 Groove 1.75 Diameter Pulley, Billet, Black                           |
|              | 2005-2012 GM Full Size Truck/Sierra, 4.3 Liter Engine, 370 Amp, 6 Groove 1.75 Diameter Pulley, Billet, Black          |
|              | 2005-2009 GM Full Size Truck/Sierra, 4.8 Liter Engine, 370 Amp, 6 Groove 1.75 Diameter Pulley, Billet, Black          |
|              | 2005-2012 GM Full Size Truck/Sierra, 5.3 Liter Engine, 370 Amp, 6 Groove 1.75 Diameter Pulley, Billet, Black          |
|              | 2006-2009 GM Full Size Truck/Sierra, 6.0 Liter Engine, 370 Amp, 6 Groove 1.75 Diameter Pulley, Billet, Black          |
|              | 2009-2013 GM Full Size Truck/Sierra, 6.2 Liter Engine, 370 Amp, 6 Groove 1.75 Diameter Pulley, Billet, Black          |
|              | 2007-2009 GM Full Size Truck/Sierra, 6.6 Liter Engine, 370 Amp, 6 Groove 1.75 Diameter Pulley, Billet, Black          |
|              | 2006-2007 GM Full Size Truck/Sierra, 8.1 Liter Engine, 370 Amp, 6 Groove 1.75 Diameter Pulley, Billet, Black          |
|              | 2005-2012 GM Savana Van, w/2 Pin Plug, 370 Amp, 6 Groove 1.75 Diameter Pulley, Billet, Black                          |
|              | 2005-2013 GM Suburban, with Oval Plug, 370 Amp, 6 Groove 1.75 Diameter Pulley, Billet, Black                          |
|              | 2005-2011 GM Yukon, with Oval Plug, 370 Amp, 6 Groove 1.75 Diameter Pulley, Billet, Black                             |
|              | 2008-2009 Hummer H2 6.2 Liter Engine, 370 Amp, 6 Groove 1.75 Diameter Pulley, Billet, Black                           |
|              | 2008-2009 Hummer H3 5.3 Liter Engine, 370 Amp, 6 Groove 1.75 Diameter Pulley, Billet, Black                           |

## Mile Marker Lock Out Hubs

Known for exceptionally smooth operation and great looks, the Supreme (available in chrome or stainless steel) and Street Master (chrome) hubs feature the latest patented technology for years of reliable operation.. Hubs sold in pairs.



| Part No.                | Description           | Fits  | Hub Conversion Kit |
|-------------------------|-----------------------|---|--------------------|
| MMM436                  | Supreme, Chrome       | Geo Tracker, ALL  | —                  |
| MMM426                  | Supreme, Aluminum     | Ford 1998-00 Ranger   | —                  |
| MMM428 <sup>A,C</sup>   | Supreme, Chrome       | Ford 1990-94 Explorer, 1990-97 Ranger   | MMM95-27997        |
| MMM427 <sup>A,C</sup>   | Supreme, Chrome       | Ford Bronco II, Ranger, 1983-89   | MMM95-27988        |
| MMM104 <sup>A,B</sup>   | Supreme, Stainless    | Jeep 1974-87, Chevy/GMC 1969-87, Mopar 1969-93, Ford 1959-87, 1990-96           | MMM95-32720        |
| MMM449SS <sup>A,B</sup> | Supreme, Stainless    | Chevy/GMC K-30, 1978-87 Dana 50 and 60 in Chevy/ GMC, Ford F250 and Dodge 1-Ton | MMM95-32721        |
| MMM302 <sup>A,B</sup>   | Street Master, Chrome | Jeep 1974-87, Chevy/GMC 1969-87, Mopar 1969-93, Ford 1959-87, 1990-96           | MMM95-32720        |
| MMM490 <sup>C</sup>     | Supreme, Chrome       | Toyota Land Cruiser '63-'75, T100 '93-'98                                       | MMM95-29918        |
| MMM490 <sup>A</sup>     | Supreme, Chrome       | Toyota 4Runner 4x4 Pickup '86.5-'94 A, T-100 '93-'98                            |                    |
| MMM490                  | Supreme, Chrome       | Toyota Pickup Hilux, 4Runner '76-98   |                    |

- A - Ford Applications ONLY:** If OEM automatic hubs, a conversion kit is required to convert to manual hubs.
  - B - Ford Applications ONLY (except Dana):** 1973-79 vehicles with full-time 4-wheel drive require a transfer case conversion kit. See 4x2 conversion kit in Mile Marker Catalog, or ask sales associate for assistance.
  - C -** See the Mile Marker manual hub applications catalog for additional guidance on replacing automatic hubs. Most conversion kits are required for Warn hubs rather than Mile Marker hubs.
- \* Classic style "Top Hat" design hub.

## Trailer/Utility Winch With Mounting Plate MMM76-50115BW

The SEC4500 is a versatile utility recovery winch that's great for trailers and large side-by-side ATVs.. This new 4500-lb. capacity utility winch is fully submersible and features a 3.7 HP permanent magnet motor, rugged planetary gear set, galvanized roller fairlead, 80 feet of galvanized 1/4" diameter cable, integrated kill switch, and a power-in/power-out remote control. Also includes mounting plate and 8' tow strap to protect valuable cargo from cable damage.



## Project ES Winches

Fully submersible winches feature 19 seals throughout the assembly to keep out contaminants. Features best-in-class line speeds, load holding brake, corrosion proof construction, submersible 300-amp solenoids with marine-grade connections, stainless steel hardware, black zinc clutch handles, and anodized aluminum tie bars. Each roller fairlead is coated with Dacromet, a world-class metal coating known for its anti-corrosion properties. Include remote control, plug, and socket.



| Part No.      | Description                            | Cable        |
|---------------|--|--------------|
| MMM77-50141W  | SEC8 Winch, 8,000 lb. Capacity, Each   | 100' x 5/16" |
| MMM76-50246BW | SEC95, Winch, 9,500 lb. Capacity, Each | 100' x 3/8"  |

## Heavy Duty Recovery Kit MMM19-00150

Designed for the heaviest of tasks in recovery. This kit includes a 30,000 lb. rated snatch block, snatch block, a 10' choker chain, a 30' recovery strap, 2 3/4" alloy shackles, and a pair of leather gloves. These components are housed in a weatherproof bag with removable work tray to keep everything in order.



## Neoprene Winch Covers

Heavy-duty neoprene covers protect electric winches from the elements.



| Part No. | Description  |
|----------|--|
| MMM8505  | Winch Cover, Fits Mile Marker 2,500 lb. To 3,500 lb. Electric Winches  |
| MMM8506  | Winch Cover, Fits Mile Marker 8,000 lb. To 12,000 lb. Electric Winches |

## GM 203 New Process Conversion Kits

These Mile Marker part-time transfer case conversions are perfect for owners of full-time 4WD vehicles. You can count on these kits to reduce wear and tear on your drivetrain, as well as to create some savings at the gas pump. Each kit has been carefully designed to provide years of trouble-free service.



| Part No. | Description  |
|----------|--|
| MMM501   | 203 Transfer Case Conversion Kit Without Hubs  |
| MMM502   | 203 Transfer Case Conversion Kit With Premium 1/2 Ton Hubs (Also Fits 1978-79 3/4 Ton) |

## Channel Mounts For Trucks And SUVs

Uses the simplicity of a one-piece mount for your utility vehicle or pick-up. These mounts are made from 1/4" high-quality steel, and finished with a baked-on black powder coat. The universal mount can be welded or bolted to adapt to any application. The Jeep mount is a ready bolt-on application for all Wrangler models.



| Part No.    | Description             |
|-------------|-------------------------|
| MMM50-87283 | Universal Channel Mount |
| MMM60-50015 | Trailer Mounting Plate  |

## ATV Electric Winches

### MMM77-53112BW

PE3.5(es) With Synthetic Rope, 3,500 LB Capacity ATV winches boast top-of-the-line recovery speeds, an excellent braking system, and also feature Synthetic Rope as an option. These winches include both a handheld remote control and a handlebar mounted remote control providing "power in" and "power out" functions. Mile Marker has also developed a new waterproof, 300-amp rated solenoid, giving maximum duty cycle to these bantam-size power houses.



| Details         | Description                                     |
|-----------------|---|
| Gear Ratio      | PE3.5 - 153:1, PE2.5 - 241:1                    |
| Control Pendant | Power-In, Power-Out Remote And Handlebar Remote |
| Synthetic Rope  | 3/16" x 50' (Nominal 5,440 Lbs)                 |

### PE5000(es) Side-By-Side Utility Winch MMM77-53120W

This Steel Rope, 5,000 LB mini-monster features all-metal, planetary gear systems for unmatched reliability. With a submersible, 300-amp solenoid, there is nowhere this winch can't go. The PE5000(es) winch packs enough punch to take on the most daunting tasks.



| Details         | Description                |
|-----------------|----------------------------|
| Rated Line Pull | 5,000 Lbs                  |
| Gear Ratio      | 165:01:00                  |
| Control Pendant | Power-In, Power-Out Remote |
| Cable Or Rope   | 1/4" x 50 Synthetic Rope   |

### ATV/UTV Recovery Kit MMM19-00105

ATV/UTV Recovery Kit includes everything that you need to push your trail blazing ATV/UTV to the limits: 2 powder coated shackles, two 1" X 8' straps, a snatch block, and a pair of gloves all packaged in a durable carrying case that can be strapped virtually anywhere on your rig.



### Recovery Gloves

Cowhide palms with SBR padding to protect your hands from cable burrs and rope burns, while a combination of synthetic leather and neoprene lines the glove, allowing excellent breathability and functional dexterity.



| Part No.    | Description |
|-------------|-------------|
| MMM30-19-G2 | X-Large     |

### 4" x 6' Tree Saver Strap MMM19406

Be conscious of your environment with this 6-foot Tree Saver strap. The Tree Saver is rated to 50,000 pounds.



### Recovery Straps

These straps have built-in blue lines that appear over time to indicate when the strap is no longer safe to use & needs to be replaced. 30,000 pound rating.



| Part No. | Description |
|----------|-------------|
| MMM19315 | 3" x 15'    |

### SEC8 Winch MMM77-50141W

A no-frills, down-to-business, 8,000-pound winch which redefines value and performance. Remote features power-in, power-out. Includes 100' of 5/16" cable.



### SEC15(es) 15,000 LB. Electric Winch With Aircraft Cable MMM76-50260W

The lightest 15,000 pound winch in the industry! Weighing in at only 85 pounds, the SEC15 packs heavy-duty power in its compact design. Featuring compact dimensions and 25% less weight than other winches in its class, the SEC15 mounts easily and is a great choice for full-size trucks that are looking for big winch power without adding big winch weight to the vehicle's front end.



| Details         | Description                     |
|-----------------|---------------------------------|
| Gear Ratio      | 295.75:1                        |
| Control Pendant | Power-In, Power-Out Remote, 12' |
| Cable           | 0.405" x 79' Wire Rope          |

### "Plug And Play" Wireless Remote MMM7076

Plug-and-Play Wireless Remote Control is an effortless way to operate your winch. Simply plug the receiver in to your control box, and you are ready for wireless operation up to 50' away. The system includes a weather-proof, shock-resistant transmitter with dual-color operator feedback, and magnet-mounted receiver to get you up and running quickly.



### Mile Marker Universal Winch Remote

Replace a lost or damaged remote, or upgrade your winch remote with this joystick-controlled remote from Mile Marker. Featuring a 5-pin IP67 plug and a 12-ft. cable, this remote works with all Mile Marker solenoid-controlled electric and hydraulic winches. Sold each.



| Part No.    | Description  |
|-------------|--|
| MMM93-50057 | Universal Winch Remote Control for Mile Marker Winches |



## Full-Synthetic Oils **NEW!**

Full-synthetic motor oils typically outperform synthetic blend and conventional motor oils and can enhance the protection and performance of your vehicle.

We offer a wide variety of synthetic oils, making it easy to choose the right Mobil™ synthetic oil for your vehicle's needs.



| Description                             | 1-Qt. Bottle | 1 Case 6/1-Qt. Bottles | 5-Qt. Jug   | 1 Case 3/5-Qt. Jugs |
|---|--------------|------------------------|-------------|---------------------|
| <b>Conventional Full-Synthetic Oils</b> |              |                        |             |                     |
| 5W-20                                   | MOB103008-1  | MOB103008              | MOB124287-1 | MOB124287           |
| 5W-30                                   | MOB124315-1  | MOB124315              | MOB124317-1 | MOB124317           |
| 10W-30                                  | MOB122319-1  | MOB122319              | —           | —                   |
| 15W-50                                  | MOB122377-1  | MOB122377              | —           | —                   |
| 5W-50 FS x2                             | MOB122075-1  | MOB122075              | —           | —                   |
| <b>High-Mileage Full-Synthetic Oils</b> |              |                        |             |                     |
| 5W-20                                   | MOB120455-1  | MOB120455              | MOB120768   | MOB120768-1         |
| 5W-30                                   | MOB103767-1  | MOB103767              | MOB120769   | MOB120769-1         |
| 10W-30                                  | MOB103535-1  | MOB103535              | MOB120770   | MOB120770-1         |
| 10W-40                                  | MOB103536-1  | MOB103536              | —           | —                   |

## Mobil 1™ Annual Protection **NEW!**

Annual Protection ultimate full-synthetic motor oils feature advanced lubricant technology that provides proven protection for 20,000 miles or one full year between oil changes, guaranteed! Recommended for all types of modern vehicles, including high-performance, turbocharged, supercharged, multi-valve, and fuel-injected engines that are found in SUVs, light vans, and trucks. API certified.



| Description | 1-Qt. Bottle | 1 Case 6/1-Qt. Bottles | 5-Qt. Jug   | 1 Case 3/5-Qt. Jugs |
|-------------|--------------|------------------------|-------------|---------------------|
| 0W-20       | MOB122593-1  | MOB122593              | MOB122595-1 | MOB122595           |
| 5W-20       | MOB122598-1  | MOB122598              | MOB122599-1 | MOB122599           |
| 5W-30       | MOB122594-1  | MOB122594              | MOB122597-1 | MOB122597           |

## Extended Performance

Mobil 1 Extended Performance is a high-performance synthetic motor oil that keeps your engine running like new and provides protection for up to 15,000 miles between oil changes. This advanced full-synthetic formulation helps extend engine life, reduce oil breakdown, and minimize engine wear. API certified.



| Description | 1-Qt. Bottle | 1 Case (6) Qts. | 5-Qts. Jug  | 1 Case (3) 5-Qts. Jugs |
|-------------|--------------|-----------------|-------------|------------------------|
| 5W-30 EP    | MOB112627-1  | MOB112627       | MOB120766-1 | MOB120766              |
| 10W-30 EP   | MOB102990-1  | MOB102990       | —           | —                      |
| 0W-20 EP    | MOB120926-1  | MOB120926       | MOB120903-1 | MOB120903              |
| 5W-20 EP    | MOB102989-1  | MOB102989       | MOB120765-1 | MOB120765              |

## Synthetic Gear Lube

Both Mobil Synthetic Gear Lube LS 75W-90 and LS 75W-140 are supreme multi-purpose automotive gear lubricants. They have been designed to meet the highest level of performance requirements of modern passenger vehicles in all types of operating conditions, including limited slip applications.

| Description | 1-Qt. Bottle | 1 Case (12) Qts. |
|-------------|--------------|------------------|
| LS 75W-90   | MOB104361-1  | MOB104361        |
| LS 75W-140  | MOB102490-1  | MOB102490        |



## Synthetic Grease

Lithium complex NLGI No. 2 grease incorporates extreme-pressure properties and superior resistance to wear, water wash, rust, and corrosion. Synthetic base oil provides maximum performance at low and high temperatures and effective lubrication and bearing protection over extended periods. Sold in 13.4-oz. cartridges, or in cases of (10) 13.4-oz. cartridges.

| Description      | 13.4-Oz. Cartridge | 1 Case (10) 13.4-Oz. Cartridges |
|------------------|--------------------|---------------------------------|
| Synthetic Grease | MOB121071-1        | MOB121071                       |



## Advanced Fuel Economy

Mobil 1 Advanced Fuel Economy, available in 0W-20 viscosity, helps improve fuel economy while providing outstanding engine protection. API certified.

| Description | 1 Qt. Bottle | 1 Case (6) Qts. |
|-------------|--------------|-----------------|
| 0W-20 AFE   | MOB124184-1  | MOB124184       |



## Synthetic ATF

Mobil 1 Synthetic ATF combines high-performance synthetic hydrocarbon base oils and a superior balanced additive system to provide significantly higher levels of performance than conventional fluids.

| Description   | 1 Qt. Bottle | 1 Case (6) Qts. |
|---------------|--------------|-----------------|
| Synthetic ATF | MOB112980-1  | MOB112980       |



## ATF D/M

Mobil ATF D/M is recommended by for use in applications requiring GM Dexron® IIIH or Ford Mercon®.

| Description | 1 Qt. Bottle | 1 Case (12) Qts. |
|-------------|--------------|------------------|
| ATF D/M     | MOB123130-1  | MOB123130        |



## Multi-Vehicle ATF

Mobil Multi-Vehicle ATF is a premium synthetic blend lubricant formulated for use in a wide variety of North American, European, and Asian vehicles, and meets Allison C4, GM Dexron IIIH, IIIG, IIE, IID, II, Dexron, and Ford Mercon specifications. It is not recommended for applications requiring Ford Mercon® LV, Mercon® SP, or GM Dexron® VI.

| Description   | 1 Qt. Bottle | 1 Case (12) Qts. |
|---------------|--------------|------------------|
| Multi-Vehicle | MOB123034    | MOB123034-1      |



## Dexron-VI ATF

Mobil Dexron-VI ATF provides warranty protection for 2006 and newer GM vehicles. Also provides improved performance in 2005 and earlier GM vehicles, wherever Dexron is specified.

| Description   | 1 Qt. Bottle | 1 Case (12) Qts. |
|---------------|--------------|------------------|
| Dexron-VI ATF | MOB122973-1  | MOB122973        |



## Type F ATF

Mobil Type F ATF is an automatic transmission fluid which is made from high quality base oils with viscosity index improvers, antioxidants, anti-wear agents, defoamants and special additives to provide the controlled frictional characteristics of a Type F fluid in automatic transmission applications

| Description | 1 Qt. Bottle | 1 Case (12) Qts. |
|-------------|--------------|------------------|
| Type F ATF  | MOB122974-1  | MOB122974        |



## Delvac Elite 15W-40

Mobil Delvac Elite 15W-40 is a petroleum blend heavy-duty diesel engine oil that provides an outstanding level of protection in severe on- and off-highway applications, offering 50% more wear protection than required in API testing.

| Description | 1 Gallon Jug | 1 Case (4) 1 Gallon Jugs |
|-------------|--------------|--------------------------|
| 15W-40      | MOB122492-1  | MOB122492                |



## Turbo Diesel Truck

Mobil 1 Turbo Diesel Truck 5W-40 fully synthetic motor oil is engineered for hard-working diesel engines.

| Description | 1 Gallon Jug | 1 Case (3) Gallon |
|-------------|--------------|-------------------|
| 5W-40       | MOB122260-1  | MOB122260         |



## Extended-Performance Oil Filter

Mobil 1 extended-performance oil filters use synthetic fibers to provide three times the capacity for capturing dirt and other contaminants. This increased capacity helps provide the filtration needed by performance engines to perform better and last longer.



| Engine                      | Year    | Part No.    |
|-----------------------------|---------|-------------|
| <b>Dodge</b>                |         |             |
| <b>Dakota/Ram Pickup</b>    |         |             |
| 2.5L                        | 2000-02 | MOBM1-204A  |
| 3.7L                        | 2004-08 | MOBM1-209A  |
| 3.9L                        | 2000-02 | MOBM1-204A  |
| 4.7L                        | 2000-07 | MOBM1-204A  |
| 4.7L                        | 2008-11 | MOBM1-210A  |
| 5.9L Diesel                 | 2000-10 | MOBM1-403A  |
| 6.7L Diesel                 | 2007-12 | MOBM1-403A  |
| 8.0L                        | 2000-04 | MOBM1-204A  |
| 8.3L                        | 2005-06 | MOBM1-204A  |
| <b>Ford</b>                 |         |             |
| <b>Expedition</b>           |         |             |
| 4.6L                        | 2000-04 | MOBM1-210A  |
| 5.4L                        | 2000-12 | MOBM1-210A  |
| <b>Explorer</b>             |         |             |
| 4.0L                        | 2002-10 | MOBM1-210A  |
| 4.6L                        | 2002-10 | MOBM1-210A  |
| 5.0L                        | 2000-01 | MOBM1-210A  |
| <b>F150 Pickup</b>          |         |             |
| 4.2L                        | 2000-08 | MOBM1-209A  |
| 4.6L                        | 2000-10 | MOBM1-210A  |
| 5.4L                        | 2000-10 | MOBM1-210A  |
| 6.2L                        | 2010-12 | MOBM1-210A  |
| <b>F250-550 Pickup</b>      |         |             |
| 5.4L                        | 2000-10 | MOBM1-210A  |
| 6.0L Diesel                 | 2003-07 | MOBM1C-651A |
| 6.2L                        | 2011-12 | MOBM1-210A  |
| 6.4L Diesel                 | 2008-10 | MOBM1C-651A |
| 6.8L                        | 2000-12 | MOBM1-210A  |
| <b>GM</b>                   |         |             |
| <b>Silverado/Sierra</b>     |         |             |
| 4.3L                        | 2000-12 | MOBM1-101A  |
| 4.8L                        | 2000-02 | MOBM1-206A  |
| 4.8L                        | 2003-06 | MOBM1-107A  |
| 4.8L                        | 2007-12 | MOBM1-113A  |
| 5.3L                        | 2000-02 | MOBM1-206A  |
| 5.3L                        | 2003-06 | MOBM1-107A  |
| 5.3L                        | 2007-12 | MOBM1-113A  |
| 6.0L                        | 2000-02 | MOBM1-206A  |
| 6.0L                        | 2003-06 | MOBM1-107A  |
| 6.0L                        | 2007-12 | MOBM1-113A  |
| 6.2L                        | 2009-12 | MOBM1-113A  |
| 6.6L                        | 2001-12 | MOBM1-303A  |
| <b>Suburban/Tahoe/Yukon</b> |         |             |
| 4.8L                        | 2000-02 | MOBM1-206A  |
| 4.8L                        | 2003-06 | MOBM1-107A  |
| 4.8L                        | 2007-12 | MOBM1-113A  |
| 5.3L                        | 2000-02 | MOBM1-206A  |
| 5.3L                        | 2003-06 | MOBM1-107A  |
| 5.3L                        | 2007-12 | MOBM1-113A  |
| 6.0L                        | 2000-02 | MOBM1-206A  |
| 6.0L                        | 2003-06 | MOBM1-107A  |
| 6.0L                        | 2007-12 | MOBM1-113A  |
| 6.2L                        | 2009-12 | MOBM1-113A  |

## PowerBall Polishing Tool

Polish aluminum billet and diamond plate as well as stainless steel with the PowerBall. Requires a 3/8" drill and compresses to fit into tight spaces. Quickly and easily polishes items to a show-winning finish, especially those made of alloys.



| Part No. | Description                   |
|----------|-------------------------------|
| MTH05140 | PowerBall Polishing Ball      |
| MTH05141 | PowerBall Mini Polishing Ball |
| MTH05146 | Powerball Polishing Cone      |

## PowerBall 4Paint™

Makes short work of polishing and waxing large surfaces, contoured edges and difficult, hard-to-reach areas. Attach it to a 3/8" drill, apply polish or wax, and give any painted finish a showroom quality shine, especially clear coats.



| Part No. | Description        |
|----------|--------------------|
| MTH05147 | PowerBall, 4 Paint |

## PowerPlastic 4Lights® MTH08808

PowerPlastic 4Lights® is specifically formulated for use with the PowerBall® line of tools to allow you to quickly polish and protect a wide variety of hard or flexible clear plastics in one simple step. It features a special blend of oxidation inhibiting polymers, UV shields and an ultra-fine polish that work in unison to clean and clarify your headlights, taillights, convertible top windows and more. 8 Oz. bottle.



## PowerBall 4Lights Headlight Restoration Kit MTH07251

This kit includes everything needed to remove scratches, yellowing or other discoloration on headlights. All that's needed is a drill and about an 1/2 hour of time. Then your headlights will look as good as new. Works on all type of smooth, shiny plastic and acrylic headlights. Includes polishing tool, PowerPlastic polish, two restoration pads, and 15" x 15" microfiber towel.



## Polishes, Waxes And Cleaners

| Part No. | Description   |
|----------|---|
| MTH05100 | Mag And Aluminum Polish, 5 oz.                              |
| MTH05101 | Mag And Aluminum Polish, 10 oz.                             |
| MTH05106 | Billet Metal Polish, 4 oz.                                  |
| MTH05112 | California Gold Metal Polish, 12 oz.                        |
| MTH05212 | California Chrome Polish, 12 oz.                            |
| MTH05316 | Protectant, 16 oz.  |
| MTH05500 | California Gold® Carnauba Cleaner Wax, Paste, 12 oz.        |
| MTH05550 | California Gold® Pure Carnauba Wax - Step 3, Paste, 12 oz.  |
| MTH05600 | California Gold® Car Wash, 16 oz.                           |
| MTH05644 | California Gold® Waterless; Wash and Wax 24 oz.             |
| MTH05632 | California Gold® Car Wash, 32 oz.                           |
| MTH05674 | California Gold® Carnauba Wash And Wax, 64 oz.              |
| MTH05701 | California Gold® Carnauba Cleaner Wax, Liquid, 16 oz.       |
| MTH05716 | California Gold Synthetic Wax, 16 oz.                       |
| MTH05724 | California Gold® Spray Wax, 24 oz.                          |
| MTH05750 | California Gold® Pure Carnauba Wax - Step 3, Liquid, 16 oz. |
| MTH05824 | Wheel Mist® Chrome/Wire, 24 oz.                             |
| MTH05924 | Wheel Mist® All Wheel, 24 oz.                               |
| MTH06024 | Polished Aluminum Wheel Cleaner, 24 oz.                     |



MTH05724

| Part No. | Description  |
|----------|--|
| MTH06110 | Back To Black Restorer, 10-oz. Aerosol               |
| MTH06208 | Plastic Polish, 8 oz.                                |
| MTH06312 | Leather Conditioner, 12 oz..                         |
| MTH06412 | Leather Cleaner, 12 oz..                             |
| MTH06512 | All In One Leather Care, 12 oz.                      |
| MTH06524 | VLR Vinyl Leather Rubber Care, 24 oz.                |
| MTH06712 | California Gold Water Spot Remover For Glass, 12 oz. |
| MTH06924 | Back To Black Tire Shine, 24 oz.                     |
| MTH07100 | California Gold® Pre-Wax Cleaner - Step 1, 16 oz.    |
| MTH08100 | California Gold® Sealer And Glaze - Step 2, 16 oz.   |
| MTH08216 | California Gold® Showtime® Instant Detailer, 16 oz.  |
| MTH09224 | R3 Racing Rubber Remover, 24 oz.                     |
| MTH09324 | Back to Black Tire Renew, 24 oz.                     |
| MTH06310 | Leather Tech Moisture Infusion Gel Cream, 7 oz.      |
| MTH06410 | Leather Tech Foaming Wash, 8 oz.                     |
| MTH15724 | Speed Spray Wax, 24 oz.                              |
| MTH16619 | Speed Foaming Glass Cleaner, 19-oz.can               |
| MTH16915 | Speed Tire Shine, 15-oz. Can                         |
| MTH17240 | Speed Clay Bar 2.0                                   |
| MTH18324 | Speed Interior Detailer 24-oz. Spray Bottle          |
| MTH18924 | Speed All Purpose Cleaner 24-oz. Spray Bottle        |



MTH06524



## Ring And Pinion Sets

Heavy-Duty standard weight ring and pinion sets are made of 8620 steel and heat-treated for extra strength and durability.



### Dana 30 7.125", 10-Bolt

| Part No.      | Ratio | Teeth | Description         |
|---------------|-------|-------|---------------------|
| MOTD30-411RJK | 4.11  | —     | Ring And Pinion Set |
| MOTD30-456RJK | 4.56  | —     | Ring And Pinion Set |

### Dana 44 2007-2018 Jeep Wrangler 8.89" 10-Bolt

| Part No.                 | Ratio | Teeth | Description         |
|--------------------------|-------|-------|---------------------|
| MOTD44-411JK             | 4.11  | 37-9  | Ring And Pinion Set |
| MOTD44-456JK <b>NEW!</b> | 4.56  | 41-9  | Ring And Pinion Set |

### Dana 35 9-3/8" x 10-1/4" Oval, 10-Bolt 1995-2011 Wrangler

| Part No.              | Ratio | Teeth | Description                   |
|-----------------------|-------|-------|-------------------------------|
| MOTD35-373            | 3.73  | 41-11 | Ring And Pinion Set           |
| MOTD35IKF <b>NEW!</b> | —     | —     | Differential Gear Install Kit |

### Dana 60 10-3/4" x 11-1/2" Oval, 10-Bolt

| Part No.   | Ratio | Teeth | Description             |
|------------|-------|-------|-------------------------|
| MOTD60-373 | 3.73  | 41-9  | Ring And Pinion Set     |
| MOTRA29RMK | —     | —     | Master Installation Kit |



## Chrysler 8.75" (489) Late Housing, 8-11/16" x 10-19/32" Cover, 10-Bolt

| Part No.                     | Ratio | Teeth | Description             |
|------------------------------|-------|-------|-------------------------|
| <a href="#">MOTC887355L</a>  | 3.55  | 39-11 | Ring And Pinion Set     |
| <a href="#">MOTC887373L</a>  | 3.73  | 41-11 | Ring And Pinion Set     |
| <a href="#">MOTC887391L</a>  | 3.91  | 48-11 | Ring And Pinion Set     |
| <a href="#">MOTC887410L</a>  | 4.10  | 41-10 | Ring And Pinion Set     |
| <a href="#">MOTR8.75RLMK</a> | —     | —     | Master Installation Kit |

## Chrysler 8.75" (742) Early Housing, 8-11/16" x 10-19/32" Cover, 10 Bolt

| Part No.                    | Ratio | Teeth | Description         |
|-----------------------------|-------|-------|---------------------|
| <a href="#">MOTC887373E</a> | 3.73  | 41-11 | Ring And Pinion Set |
| <a href="#">MOTC887391E</a> | 3.91  | 48-11 | Ring And Pinion Set |

## Ford 8.8" 10-9/16" X 10-13/16" Cover

| Part No.                   | Ratio | Teeth | Description                             |
|----------------------------|-------|-------|---|
| <a href="#">MOTF888355</a> | 3.55  | 39-11 | Ring And Pinion Set                     |
| <a href="#">MOTF888373</a> | 3.73  | 41-11 | Ring And Pinion Set                     |
| <a href="#">MOTF888390</a> | 3.90  | 43-11 | Ring And Pinion Set                     |
| <a href="#">MOTF888410</a> | 4.10  | 41-10 | Ring And Pinion Set                     |
| <a href="#">MOTF888456</a> | 4.56  | 41-9  | Ring And Pinion Set                     |
| <a href="#">MOTF8.8BI</a>  | —     | —     | Differential Gear Kit, 31 Spline (Open) |
| <a href="#">MOTF8.8CPK</a> | —     | —     | Clutch Pack, 31 Spline                  |
| <a href="#">MOTR8.8RMK</a> | —     | —     | Master Installation Kit                 |

## Ford 9" 11-3/4" Cover, Passenger Cars, 10 Bolt

| Part No.                   | Ratio | Teeth | Description                            |
|----------------------------|-------|-------|--|
| <a href="#">MOTF890325</a> | 3.25  | 39-12 | Ring And Pinion Set                    |
| <a href="#">MOTF890350</a> | 3.50  | 35-10 | Ring And Pinion Set                    |
| <a href="#">MOTF890370</a> | 3.70  | 37-10 | Ring And Pinion Set                    |
| <a href="#">MOTF890411</a> | 4.11  | 37-9  | Ring And Pinion Set                    |
| <a href="#">MOTF890430</a> | 4.30  | 43-10 | Ring And Pinion Set                    |
| <a href="#">MOTF890457</a> | 4.57  | 32-7  | Ring And Pinion Set                    |
| <a href="#">MOTR9R28MK</a> | —     | —     | 28-Spline Axle Master Installation Kit |
| <a href="#">MOTR9RMK</a>   | —     | —     | 31-Spline Axle Master Installation Kit |

## GM 7.5"/7.625" 8-5/16" x 10-9/16" 10-Bolt 3.23 And Up

| Part No.                    | Ratio | Teeth | Description                             |
|-----------------------------|-------|-------|---|
| <a href="#">MOTG875342</a>  | 3.42  | 41-12 | Ring And Pinion Set                     |
| <a href="#">MOTG875373</a>  | 3.73  | 41-11 | Ring And Pinion Set                     |
| <a href="#">MOTG875390</a>  | 3.90  | 43-11 | Ring And Pinion Set                     |
| <a href="#">MOTG875410</a>  | 4.10  | 41-10 | Ring And Pinion Set                     |
| <a href="#">MOTGM7.5BI</a>  | —     | —     | Differential Gear Kit, 26 Spline (Open) |
| <a href="#">MOTR7.5GRMK</a> | —     | —     | Master Installation Kit                 |

## GM 8.5"/8.6" 11" Cover, 10 Bolt

| Part No.                     | Ratio | Teeth | Description                             |
|------------------------------|-------|-------|---|
| <a href="#">MOTG885342</a>   | 3.42  | 41-12 | Ring And Pinion Set                     |
| <a href="#">MOTG885373</a>   | 3.73  | 41-11 | Ring And Pinion Set                     |
| <a href="#">MOTG885410</a>   | 4.10  | 41-10 | Ring And Pinion Set                     |
| <a href="#">MOTG885456</a>   | 4.56  | 41-9  | Ring And Pinion Set                     |
| <a href="#">MOTR10RMK</a>    | —     | —     | Master Installation Kit                 |
| <a href="#">MOTGM10BI</a>    | —     | —     | Differential Gear Kit, 28 Spline (Open) |
| <a href="#">MOTGM10BI-30</a> | —     | —     | Differential Gear Kit, 30 Spline (Open) |

## 2001-2016 GM & Dodge 11.5" NEW!

| Part No.                      | Ratio | Description         |
|-------------------------------|-------|---------------------|
| <a href="#">MOTGM11.5-373</a> | 3.73  | Ring And Pinion Set |
| <a href="#">MOTGM11.5-410</a> | 4.10  | Ring And Pinion Set |
| <a href="#">MOTGM11.5-456</a> | 4.56  | Ring And Pinion Set |

## 2001-2016 GM & Dodge 11.5" Bearing Kits NEW!

| Part No.                      | Description                           |
|-------------------------------|---------------------------------------|
| <a href="#">MOTR11.5RMKT</a>  | Master Kit GM 11.5" 2001-2010, Timken |
| <a href="#">MOTR11.5CRMKT</a> | Master Kit GM 11.5" 2003-2010, Timken |
| <a href="#">MOTR11.5RLMKT</a> | Master Kit GM 11.5" 2011-2016, Timken |

## Full Spools And Mini Spools

Popular with off-road competitors, spools are an economical and effective alternative to limited slip differentials as a traction and performance enhancement. Motive Gear spools are manufactured from durable 4140 forged steel that has been fully heat-treated and CNC-machined, resulting in decreased deflection and increased gear life. Spools are offered for a wide variety of applications in standard and lightweight versions.




| Part No.                    | Description                     |
|-----------------------------|---------------------------------|
| <b>Full Spools</b>          |                                 |
| <a href="#">MOTFS10-28</a>  | GM 8.5" 10-Bolt, 28-Spline      |
| <a href="#">MOTFS10-30</a>  | GM 8.5" 10-Bolt, 30-Spline      |
| <a href="#">MOTFS8.8-31</a> | Ford 8.8", 31-Spline            |
| <a href="#">MOTFS9-28LW</a> | Ford 9", 28-Spline, Lightweight |
| <a href="#">MOTFS9-31LW</a> | Ford 9", 31-Spline, Lightweight |
| <b>Mini Spools</b>          |                                 |
| <a href="#">MOTMS10-28</a>  | GM 8.5" 10-Bolt, 28-Spline      |
| <a href="#">MOTMS10C-28</a> | GM 8.2" 10-Bolt, 28-Spline      |
| <a href="#">MOTMS12C</a>    | GM 8.875" 12-Bolt, 30-Spline    |
| <a href="#">MOTMS7.5-26</a> | GM 7.5" 10-Bolt, 26-Spline      |
| <a href="#">MOTMS7.5-28</a> | GM 7.5" 10-Bolt, 28-Spline      |
| <a href="#">MOTMS88-28</a>  | Ford 8.8", 28-Spline            |
| <a href="#">MOTMS88-31</a>  | Ford 8.8", 31-Spline            |
| <a href="#">MOTMS9-28</a>   | Ford 9", 28-Spline, Lightweight |
| <a href="#">MOTMS9-31</a>   | Ford 9", 31-Spline, Lightweight |

## Spider Gears

Kits include all of the components required to replace the axle and spider gears in popular differentials. Each kit includes axle gears, spider gears, axle and spider gear washers, cross pin, and cross pin retaining bolt. Kits are offered for open differentials only.



| Part No.                     | Description  |
|------------------------------|--|
| <a href="#">MOTF8.8BI</a>    | Ford 8.8", 31-Spline Axles, Open Differential, 1987-Up       |
| <a href="#">MOTGM10BI</a>    | GM 8.5" 10-Bolt, 28-Spline Axles, Open Differential, 1972-87 |
| <a href="#">MOTGM10BI-30</a> | GM 8.5" 10-Bolt, 30-Spline Axles, Open Differential, 1988-99 |
| <a href="#">MOTGM7.5BI</a>   | GM 7.5" 10-Bolt, 26-Spline Axles, Open Differential, 1975-88 |



## Gear 300 75W-90 Lubricant

Gear 300 is a semi-synthetic, ester-based gearbox and rear axle lubricant formulated specifically for high-performance and racing cars. Lubricant delivers an unshearable oil film, even under extreme conditions, and resists extreme pressure, wear, corrosion and foaming. Gear 300 is designed for conventional differentials and meets API GL4 and GL5 standards. Sold in one-liter bottle, or in cases.

| Description     | 1 Liter Bottle            | 1 Case (12) 1 Liter Bottles  |
|-----------------|---------------------------|------------------------------|
| Gear 300 75W-90 | <a href="#">MTL105777</a> | <a href="#">MTL105777-12</a> |

**Note:** Not for use in limited-slip differentials.

## 90 PA Limited-Slip Differential Lubricant

Specially formulated for use in all hypoid differentials, with or without limited-slip, 90 PA decreases friction and wear, and resists extreme pressure, wear, corrosion, and foaming. Meets API GL4 and GL5 standards.

| Description | 2 Liter Bottle            | 1 Case (12) 2 Liter Bottles  |
|-------------|---------------------------|------------------------------|
| 90 PA       | <a href="#">MTL100122</a> | <a href="#">MTL100122-12</a> |

## MoCool

Performance cooling system additive for cars, bikes, and ATV's, improves heat transfer and reduces system temperatures up to 30°F. Formula includes rust and corrosion inhibitors. Seal, rubber, and plastic part friendly. Sold in a half-liter bottle, or in cases.

| Description | Half-Liter Bottle         | 1 Case (12) Half-Liter Bottles |
|-------------|---------------------------|--------------------------------|
| MoCool      | <a href="#">MTL107798</a> | <a href="#">MTL107798-12</a>   |

**Note:** Do not use straight out of bottle. Concentrated formula must be mixed with distilled water at 5% (20:1). Fully compatible with all types of anti-freezes.

## DOT 5.1 Brake Fluid

100% synthetic brake fluid on polyglycol basis for all types of hydraulic actuated brake and clutch systems in accordance with DOT 5.1, DOT 4, and DOT 3 manufacturers recommendations. Specially designed for anti-locking brake system (ABS). Dry boiling point of 522°F (272°C) Sold in a half liter bottle, or in cases.

| Description         | Half-Liter Bottle         | 1 Case (12) Half-Liter Bottles |
|---------------------|---------------------------|--------------------------------|
| DOT 5.1 Brake Fluid | <a href="#">MTL100951</a> | <a href="#">MTL100951-12</a>   |

## 8100 ECO-Lite Synthetic Motor Oil NEW!

Specially formulated for today's high-efficiency naturally aspirated, direct or indirect-injected, and turbocharged engines, the 100% synthetic Motul ECO-Lite engine oils have a low-friction and low-HTHS (High Temperature High Shear) formula to boost fuel economy and reduce wear. API-certified and approved for use in GM gasoline engines requiring GM-dexos1 GEN2 oil. Available in 0W20 and 5W30 weights.

| Description | One-Liter Bottle          | 1 Case (12) Half-Liter Bottles | 5 Liter Bottles           | 1 Case 4x5 Liter Bottles    |
|-------------|---------------------------|--------------------------------|---------------------------|-----------------------------|
| 0W20        | <a href="#">MTL108534</a> | <a href="#">MTL108534-12</a>   | —                         | —                           |
| 5W30        | <a href="#">MTL108212</a> | <a href="#">MTL108212-12</a>   | <a href="#">MTL108214</a> | <a href="#">MTL108214-4</a> |

## 8100 X-Clean Synthetic Motor Oil 5W40 NEW!

A 100% synthetic formula designed for use with Diesel Particulate Filters (DPF) and three-way catalytic converters, Motul X-Clean is optimized for use in cars with turbo diesel direct injection or gasoline engines requiring EURO 4 or 5 emissions compliance and an ACEA C3 lubricant. OEM-approved by BMW, Mercedes Benz, Ford, GM, Porsche, VW, and others.

| Description | One-Liter Bottle          | 1 Case (12) Half-Liter Bottles | 5 Liter Bottles           | 1 Case 4x5 Liter Bottles    |
|-------------|---------------------------|--------------------------------|---------------------------|-----------------------------|
| 5W40        | <a href="#">MTL102786</a> | <a href="#">MTL102786-12</a>   | <a href="#">MTL102051</a> | <a href="#">MTL102051-4</a> |



## 8100 ECO-Clean+ Synthetic Motor Oil 5W30 NEW!

ECO-clean+ is a full-synthetic high-performance oil formulated for OEMs specifying a low-friction, low-HTHS, and low-SAPS formula to boost fuel economy and minimize wear. Fully compatible with Diesel Particulate Filters (DPF) and three-way catalytic converters, Eco-Clean+ is suitable for latest generation gasoline and diesel engines requiring EURO 4, 5, or 6 emissions compliance.

| Description | One-Liter Bottle          | 1 Case (12) One-Liter Bottles |
|-------------|---------------------------|-------------------------------|
| 5W30        | <a href="#">MTL106376</a> | <a href="#">MTL106376-12</a>  |



## 8100 X-Clean EFE Synthetic Motor Oil 5W30 NEW!

This advanced 100% synthetic lubricant is optimized to provide a high-degree of wear protection and boost fuel economy. Approved by GM and many others for its extra fuel economy properties, it is designed for use with naturally aspirated, direct or indirect-injected, and turbocharged engines. API SN-certified.

| Description | One-Liter Bottle          | 1 Case (12) One-Liter Bottles |
|-------------|---------------------------|-------------------------------|
| 5W30        | <a href="#">MTL107210</a> | <a href="#">MTL107210-12</a>  |



## 6100 SAVE-lite Motor Oil 5W20 NEW!

Formulated with Motul's Technosynthese® high-performance lubricant, SAVE-lite is specifically designed for recent gasoline and diesel engines. Particularly recommended for GM, Ford, and Chrysler vehicles, it is API SN/CF certified and meets GM-dexos1 requirements.

| Description | One-Liter Bottle          | 1 Case (12) One-Liter Bottles |
|-------------|---------------------------|-------------------------------|
| 5W20        | <a href="#">MTL108009</a> | <a href="#">MTL108009-12</a>  |



## 6100 SYN-clean Motor Oil 5W40 NEW!

Formulated with Motul's Technosynthese® high-performance lubricant, SYN-clean is specifically designed for recent gasoline and diesel engines. Recommended by Ford, GM, and many European manufacturers. API SN-certified and meets GM-dexos2 requirements.

| Description | One-Liter Bottle          | 1 Case (12) One-Liter Bottles |
|-------------|---------------------------|-------------------------------|
| 5W40        | <a href="#">MTL107941</a> | <a href="#">MTL107941-12</a>  |



## Multi ATF NEW!

This 100% synthetic automatic transmission fluid is optimized for most modern automotive automatic transmissions (manual mode, sequential mode, electronically controlled, etc.) as well as most power steering systems. Meets OEM specifications for a wide range of domestic and import manufacturers.

| Description | One-Liter Bottle          | 1 Case (12) One-Liter Bottles |
|-------------|---------------------------|-------------------------------|
| MULTI ATF   | <a href="#">MTL105784</a> | <a href="#">MTL105784-12</a>  |



## ATF IV NEW!

This 100% synthetic low-viscosity ATF is designed for automatic transmissions with a slip lockup clutch requiring DEXRON VI transmission fluid. It is recommended for automatic gearboxes, transfer cases, and power steering systems in most American, Asian, and European cars.

| Description | One-Liter Bottle          | 1 Case (12) One-Liter Bottles |
|-------------|---------------------------|-------------------------------|
| ATF VI      | <a href="#">MTL105774</a> | <a href="#">MTL105774-12</a>  |





## Spark Plugs

NGK is the ultimate in spark plug technology. Choose from standard and V-Power racing plugs. **Call for applications.**

## V-POWER<sup>®</sup> RESISTOR TYPE SPARK PLUGS



## Jeep Radiators

Application-specific aluminum radiators are lighter than OEM copper/brass units, yet offer up to 75% more cooling capacity. Radiators are manufactured using reinforced, die-stamped tanks, thick hose connections, billet machined filler necks, and all-welded construction. Models for automatic transmissions include high-performance, 7-plate internal oil coolers.



| Part No.                  | Description                                     | Overall Dimensions         | Inlet  | Outlet |
|---------------------------|---|----------------------------|--------|--------|
| <a href="#">NRA205030</a> | 1973-85 Jeep CJ Series                          | 23 3/4" x 19 5/8" x 3 1/8" | 1 1/2" | 1 1/2" |
| <a href="#">NRA205054</a> | 1973-85 Jeep CJ Series, with V8 Eng. Conversion | 23 3/4" x 19 5/8" x 3 1/8" | 1 1/2" | 1 1/2" |
| <a href="#">NRA205088</a> | 1987-04 Jeep Wrangler, with V8 Eng. Conversion  | 21" x 21" x 3 1/8"         | 1 1/4" | 1 1/2" |

## Diesel Pickup Intercoolers **NEW!**

High-performance charge air coolers (or intercoolers) compliment and work in conjunction with our diesel pickup radiators. Northern Radiator performance diesel pickup charge air coolers are engineered and designed to handle up to 100 PSI and 500°F inlet temperature compared to OEM at 40 PSI and 300°F.



| Part No.                                     | Description  |
|--|--|
| <b>OEM Connections</b>                       |  |
| <a href="#">NRA222328</a>                    | 2001-05 Chevrolet Silverado, GMC Sierra w/6.6L Engine                |
| <a href="#">NRA222333</a>                    | 2008-10 Ford F250, F350, 2009-10 F450, F550 Super Duty w/6.4L Engine |
| <a href="#">NRA222349</a>                    | 2010-12 Dodge Ram 2500-5500 w/6.7L Engine                            |
| <a href="#">NRA222350</a>                    | 2003-07 Ford Excursion w/6.0L Engine, F Series w/6.0L Engine         |
| <b>NON-OEM Connections Boot Kit Included</b> |  |
| <a href="#">NRA222330</a>                    | 2010-12 Dodge Ram 2500-5500 w/6.7L Engine                            |

## Diesel Pickup Radiators **NEW!**

If you are "ramping up the horsepower" or towing a trailer with your diesel pickup, you will need better cooling to help dissipate the additional heat.

| Part No.                   | Description  |
|----------------------------|--|
| <a href="#">NRACR2711</a>  | 2003-09 Dodge Ram w/5.9L & 2007-09 6.7L Engine                         |
| <a href="#">NRACR2887</a>  | 2003-07 Ford F Series w/6.0L & 6.8L Engine (All Aluminum Construction) |
| <a href="#">NRACR13022</a> | 2008 Ford F Series w/6.8L Engine, 2008-10 6.4L Engine                  |
| <a href="#">NRACR13230</a> | 2011-17 Ford F250, F350, F450, F550 Super Duty w/6.7L Engine           |
| <a href="#">NRACR13490</a> | 2013-18 Dodge Ram 2500, 3500, 4500, 5500 w/6.7L Engine                 |



# NOCO<sup>®</sup> NEW VENDOR

## Battery Charging Accessories

| Part No.                 | Description   |
|--------------------------|---|
| <a href="#">NOCA202</a>  | Battery Corrosion Preventative, For Battery Terminals, Cables, Etc., Aerosol 12.25 oz.      |
| <a href="#">NOCB603</a>  | Battery Corrosion Terminal Protectors, Provides A Barrier Against Acid Fumes, Package of 50 |
| <a href="#">NOCGC001</a> | X-Connect Battery Clamp Connector, Allows Quick Battery Charger Connection                  |
| <a href="#">NOCGC002</a> | X-Connect Eyelet Terminal Connector, Allows Quick Battery Charger Connection                |
| <a href="#">NOCGC004</a> | X-Connect 10' Extension Cable   |



NOCA202



NOCB603



NOCGC001



NOCGC004

### GC3500 3.5 Amp UltraSafe Battery Charger And Maintainer NOCG3500

Compact, lightweight, and portable, the 3.5-amp UltraSafe may be used to charge 6V and 12V lead-acid and 12V lithium-ion batteries. Unit may also be used as a battery maintainer to keep starter and deep-cycle batteries fully charged. Safely monitors battery actively with zero overcharge.



### G7200 7.2 Amp UltraSafe Battery Charger And Maintainer NOCG7200

Automatic portable battery charger is compatible with 6V and 12V lead-acid and 12V lithium-ion batteries. Capable of charging batteries up to 230 amp-hours, unit may also be used as a battery maintainer to keep starter and deep-cycle batteries fully charged.




### G15000 15 Amp UltraSafe Battery Charger With Jump-Charge Engine Start NOCG15000

Capable of charging batteries up to 400 amp-hours, unit may be used with 12V and 24V lead-acid and lithium-ion batteries. May also be used as a battery maintainer and to provide a jump start to dead batteries. Safely monitors battery with zero overcharge.



### G26000 26 Amp UltraSafe Battery Charger With Jump-Charge Engine Start NOCG26000

Although weighing just over 7 lbs., the UltraSafe G26000 battery charger can charge 12V and 24V lead-acid and lithium-ion batteries up to 500 amp-hours. May also be used to charge 16V AGM and lithium-ion batteries. Unit safely monitors and maintains battery with zero overcharge.



### G4 4.4 Amp 4-Bank UltraSafe Battery Charger And Maintainer NOCG4

Capable of charging four different batteries at the same time, the G4 automatic battery charger and maintainer may be used on both 6V and 12V lead-acid and lithium-ion batteries. Charges lead-acid and lithium-ion batteries up to 40 amp-hours. Safely monitors battery status with zero overcharge.



### G1100 1.1 Amp UltraSafe Battery Charger And Maintainer NOCG1100

Weighing just 1-1/2 lbs., UltraSafe 1.1-amp charger and maintainer is compact and easy-to-use. May be used to charge motorcycle, ATV, snowmobile, personal watercraft, and lawn mower and other small batteries, while additionally allowing function as a battery maintainer for cars, boats, and RV's. Charges lead-acid and lithium-ion batteries up to 40 amp-hours. 6V and 12V lead-acid and 12V lithium-ion batteries.



### GB40 1,000 Amp UltraSafe Lithium Jump Starter NOCGB40

Portable lithium-ion powered battery jump starter offers 1,000 amps for jump starting a dead battery in seconds. Safe and easy to use, unit provides spark-proof connections and reverse polarity protection. Jump starter has the ability to jump gas engines up to 6 liters and diesel up to 3 liters.



**Note:** For use with lead-acid batteries only.

### GB70 2,000 Amp UltraSafe Lithium Jump Starter

Powerful, lightweight GB70 has the ability to jump start gas engines up to 8 liters and diesel engines up to 6 liters. Unit additionally doubles as a portable power source for recharging USB devices including phones, tablets, etc. Safe and easy to use, unit provides spark-proof connections and reverse polarity protection. Heavy-duty molded EVA case available (sold separately).



| Part No.  | Description                               |
|-----------|---|
| NOCGB70   | GB70 UltraSafe Lithium Jump Starter       |
| NOCGBC014 | EVA Protective Case For GB70 Jump Starter |

**Note:** For use with lead-acid batteries only.

### GB150 4,000 Amp UltraSafe Lithium Jump Starter

Powerful lithium-ion battery jump starter delivers 4,000 amps of power, sufficient to jump gas and diesel engines up to 10 liters and more. The GB150 can also power tire inflators, power inverters, and more. May also be used to charge USB devices including phones, tablets, etc. Easy and safe to use, unit includes spark-proof connections and reverse polarity protection. Heavy-duty molded EVA case available (sold separately).



| Part No.  | Description                                |
|-----------|--|
| NOCGB150  | GB150 UltraSafe Lithium Jump Starter       |
| NOCGBC015 | EVA Protective Case For GB150 Jump Starter |

**Note:** For use with lead-acid batteries only.

### 1-Bank 4-Amp On-Board Battery Charger NOCGENM1

Innovative, GENM1 on-board battery charger is designed to charge and maintain a single, 12-volt battery. Unit can charge starter and deep cycle batteries up to 120 amp-hours. Includes spark-proof technology and reverse polarity protection. Compatible with Wet, Gel, AGM, and maintenance-free batteries. Available AC port plug eases on-board battery charger power access.



| Part No.                 | Description                      |
|--------------------------|----------------------------------|
| <b>Related Component</b> |                                  |
| NOCGCP1                  | AC Port Plug With Extension Cord |

### Rigid Solar Battery Chargers And Maintainers

Innovative units function as battery chargers and maintainers for 12-volt wet cell, gel cell, AGM, or lead-acid batteries where A/C power is not available. Maintains functions even in low light, cloudy, or over-cast conditions. Low-profile design provides eased installation. Choose from 2.5 or 5 watt versions.



| Part No.    | Description                                   |
|-------------|---|
| NOCBLSOLAR2 | 2.5 Watt Solar Battery Charger And Maintainer |
| NOCBLSOLAR5 | 5 Watt Solar Battery Charger And Maintainer   |



## Digital 1200 Battery Charger OPT150-33508

Digital 1200 12-amp battery charger has a microprocessor controller for faster and more efficient charging of AGM batteries. An LCD analog-look, race gauge-style panel displays battery charge rate, voltage output, and charging status. Charges all lead acid, standard flat plate, pure lead, AGM, and flooded/wet batteries. A built-in USB port can be used to charge iPods, iPhones, and iPads. Advanced temperature-compensated controller provides safe and trouble-free performance.



## Digital 400 12V Performance Maintainer And Battery Charger OPT150-40000

The Digital 400 maximizes battery life, monitoring battery condition using a built-in battery health mode. Unit includes a hybrid LED battery charging gauge and LCD monitor for easy selection and operation. Has the ability to recover batteries that other chargers cannot.



## Yellowtop Battery **NEW!** OPT7048-148

An exclusive direct-path, cast-on strap establishes a more direct connection between power cells, reducing internal resistance, and maximizing the flow of energy to deliver faster cranking power and higher cold-cranking amps every time.



| Year             | Description       | Model | Cold Cranking Amps @ 0°F | Cranking Amps @ 32° F | Group Type | Group Size              | Warranty |
|------------------|-------------------|-------|--------------------------|-----------------------|------------|-------------------------|----------|
| <b>Chevrolet</b> |                   |       |                          |                       |            |                         |          |
| 2013-07          | Avalanche         | H6    | 800                      | 928                   | H6         | 3-Year Free Replacement |          |
| 2018-07          | Silverado 1500    |       |                          |                       |            |                         |          |
| 2017-07          | Silverado 2500    |       |                          |                       |            |                         |          |
| 2013-07          | Silverado 3500 HD |       |                          |                       |            |                         |          |
| 2014-07          | Suburban          |       |                          |                       |            |                         |          |
| 2014-07          | Tahoe             |       |                          |                       |            |                         |          |
| <b>Ford</b>      |                   |       |                          |                       |            |                         |          |
| 2018-15          | Edge              | H6    | 800                      | 928                   | H6         | 3-Year Free Replacement |          |
| 2018-17          | Escape            |       |                          |                       |            |                         |          |
| 2018-15          | F-150             |       |                          |                       |            |                         |          |
| 2017-15          | Transit           |       |                          |                       |            |                         |          |
| <b>GMC</b>       |                   |       |                          |                       |            |                         |          |
| 2018-07          | Acadia            | H6    | 800                      | 928                   | H6         | 3-Year Free Replacement |          |
| 2018-15          | Canyon            |       |                          |                       |            |                         |          |
| 2018-07          | Sierra 1500       |       |                          |                       |            |                         |          |
| 2013-07          | Sierra 2500 HD    |       |                          |                       |            |                         |          |
| 2013-07          | Sierra 3500 HD    |       |                          |                       |            |                         |          |
| 2018-07          | Yukon             |       |                          |                       |            |                         |          |
| 2018-07          | Yukon XL          |       |                          |                       |            |                         |          |
| <b>Jeep</b>      |                   |       |                          |                       |            |                         |          |
| 2017-14          | Cherokee          | H6    | 800                      | 928                   | H6         | 3-Year Free Replacement |          |
| 2017             | Grand Cherokee    |       |                          |                       |            |                         |          |
| 2016-15          | Renegade          |       |                          |                       |            |                         |          |
| 2016-12          | Wrangler          |       |                          |                       |            |                         |          |

## RedTop Batteries

The Optima RedTop battery delivers high power cranking ability with greater resistance to the biggest causes of battery failure. The RedTop is commonly used in hot rods, off-road vehicles and other applications where a leak-proof, high power, long-lasting starting battery is ideal.



| Part No.    | Voltage | Cold Cranking Amps @ 0° F | Cranking Amps @ 32° F | Reserve Capacity | Capacity (C/20 Rate) | Internal Resistance | Dimensions |          |          | Weight (LBS) | Post Type     | Group/Type # |
|-------------|---------|---------------------------|-----------------------|------------------|----------------------|---------------------|------------|----------|----------|--------------|---------------|--------------|
|             |         |                           |                       |                  |                      |                     | Length     | Width    | Height   |              |               |              |
| OPT8004-003 | 12V     | 800                       | 1000                  | 100              | 50                   | .0030               | 10-1/16"   | 6-15/16" | 7-7/8"   | 38.8         | Dual SAE/GM   | 34/78        |
| OPT8022-091 | 12V     | 720                       | 910                   | 90               | 44                   | .0030               | 9-3/8"     | 6-13/16" | 7-3/4"   | 33.1         | Dual SAE/GM   | 75/25        |
| OPT8025-160 | 12V     | 720                       | 910                   | 90               | 44                   | .0030               | 9-3/8"     | 6-3/4"   | 7-11/16" | 31.7         | SAE POST      | 25           |
| OPT8002-002 | 12V     | 800                       | 1000                  | 100              | 50                   | .0030               | 10-1/16"   | 6-7/8"   | 7-7/8"   | 37.9         | SAE POST      | 34           |
| OPT8003-151 | 12V     | 800                       | 1000                  | 100              | 50                   | .0030               | 10-1/16"   | 6-7/8"   | 7-7/8"   | 37.9         | SAE POST      | 34R          |
| OPT8020-164 | 12V     | 720                       | 910                   | 90               | 44                   | .0030               | 9-3/8"     | 6-3/4"   | 7-11/16" | 31.7         | SAE POST      | 35           |
| OPT8078-109 | 12V     | 800                       | 1000                  | 100              | 50                   | .0030               | 10-1/16"   | 7-5/16"  | 7-1/4"   | 39.5         | Side Terminal | 78           |
| OPT8010-044 | 6V      | 800                       | 1000                  | 100              | 50                   | .0019               | 10-1/16"   | 3-5/8"   | 8-1/8"   | 18.5         | SAE POST      | N/A          |





## YellowTop Batteries

The Optima YellowTop is one of the only true dual-purpose batteries available. It is commonly used in any application that demands cranking power and heavy cycling.

| Part No.    | Voltage | Cold Cranking Amps @ 0° F | Cranking Amps @ 32° F | Reserve Capacity | Capacity (C/20 Rate) | Internal Resistance | Dimensions |          |          | Weight (LBS) | Post Type           | Group/Type No. |
|-------------|---------|---------------------------|-----------------------|------------------|----------------------|---------------------|------------|----------|----------|--------------|---------------------|----------------|
|             |         |                           |                       |                  |                      |                     | Length     | Width    | Height   |              |                     |                |
| OPT8014-045 | 12V     | 750                       | 870                   | 120              | 55                   | .0028               | 10-1/16"   | 6-15/16" | 7-7/8"   | 43.5         | Dual SAE/GM         | 34/78          |
| OPT8042-218 | 12V     | 620                       | 770                   | 100              | 48                   | .0030               | 9-3/8"     | 6-13/16" | 7-3/4"   | 37.8         | Dual SAE/GM         | 75/25          |
| OPT8012-021 | 12V     | 750                       | 870                   | 120              | 55                   | .0028               | 10-1/16"   | 6-7/8"   | 7-7/8"   | 42.9         | SAE POST            | 34             |
| OPT8040-218 | 12V     | 620                       | 770                   | 100              | 48                   | .0030               | 9-3/8"     | 6-3/4"   | 7-11/16" | 36.4         | SAE POST            | 35             |
| OPT8071-167 | 12V     | 450                       | 575                   | 66               | 38                   | .0046               | 9-5/16"    | 5-1/16"  | 8-15/16" | 26           | SAE POST            | 51             |
| OPT8073-167 | 12V     | 450                       | 575                   | 66               | 38                   | .0046               | 9-5/16"    | 5-1/16"  | 8-15/16" | 26           | SAE POST            | 51R            |
| OPT8171-767 | 12V     | 450                       | 575                   | 66               | 38                   | .0046               | 9-5/16"    | 5-1/16"  | 8-15/16" | 26           | Thin Post T1        | S46B24R        |
| OPT8050-160 | 12V     | 900                       | 1125                  | 155              | 75                   | .0025               | 12-13/16"  | 6-9/16"  | 9-3/8"   | 59.8         | 3/8" Stainless Stud | 31T            |
| OPT8051-160 | 12V     | 900                       | 1125                  | 155              | 75                   | .0025               | 12-3/16"   | 6-9/16"  | 9-3/8"   | 59.8         | SAE POST            | 31A            |
| OPT8037-127 | 12V     | 830                       | 1025                  | 140              | 66                   | .0025               | 12-3/16"   | 6-13/16" | 8-3/4"   | 53.2         | SAE POST            | 27F            |



## BlueTop Batteries

The Optima BlueTop battery has all the valuable characteristics of its two brothers - the RedTop and YellowTop. It's perfect for on board electronics or stereo systems and RV's with "creature comforts" that tend to drain batteries quickly. The BlueTop is the battery for those who simply need a sure-starting, strong cranking, maintenance-free power source.

| Part No.    | Voltage | Cold Cranking Amps @ 0° F | Cranking Amps @ 32° F | Reserve Capacity | Capacity (C/20 Rate) | Internal Resistance | Dimensions |          |          | Weight (LBS) | Post Type                     | Group/Type No. |
|-------------|---------|---------------------------|-----------------------|------------------|----------------------|---------------------|------------|----------|----------|--------------|-------------------------------|----------------|
|             |         |                           |                       |                  |                      |                     | Length     | Width    | Height   |              |                               |                |
| OPT8027-127 | 12V     | 800                       | 1000                  | 140              | 66                   | .0025               | 12-3/16"   | 6-13/16" | 8-3/4"   | 53.8         | Dual SAE 5/16" Stainless Stud | 27             |
| OPT8006-006 | 12V     | 800                       | 1000                  | 100              | 50                   | .0030               | 10-1/16"   | 6-7/8"   | 7-15/16" | 38.4         | Dual SAE 5/16" Stainless Stud | 34             |
| OPT8016-103 | 12V     | 750                       | 870                   | 120              | 55                   | .0028               | 10-1/16"   | 6-7/8"   | 7-15/16" | 43.5         | Dual SAE 5/16" Stainless Stud | 34             |
| OPT8052-161 | 12V     | 900                       | 1125                  | 155              | 75                   | .0025               | 12-13/16"  | 6-9/16"  | 9-3/8"   | 59.8         | Dual SAE 5/16" Stainless Stud | 31             |



**NEW VENDOR**

OMIX-ADA, Inc.

### Fender Flare Kit 1955-86 Jeep CJ OMI11601.01

These factory-style replacement fender flares are constructed of virtually indestructible, UV-treated thermoplastic. Each flare in the kit is designed to fit into factory mounting holes, making installation quick and easy. Mounting hardware is included. Set of 4.



### Tailgate Cable 1976-86 Jeep CJ7/CJ8 OMI12029.02



This 19-1/2" long tailgate cable has an eyelet on each end. Two required per vehicle. Sold each.

### Replacement Gauge Set 1955-86 Jeep CJ5/CJ6/CJ7 And Scrambler OMI17209.01

Designed to work with stock-type sending units and for installation in the factory location. The set includes analog fuel level and water temp gauges with black bezel, black face, and orange pointer. Kit. 5-year limited warranty.



### Fuel Level Gauge 1955-86 Jeep CJ5/CJ6/CJ7 And Scrambler OMI17209.04

Black face with red needle, short sweep fuel level gauge designed to work with 10-73 ohms impedance senders. 5-year limited warranty.



### Fuel Level Sending Unit Kit 1970-86 Jeep CJ5/CJ6/CJ7 And Scrambler OMI17724.09

This gas tank sending unit kit fits the 15 gallon gas tanks found in 1970-86 Jeep CJ models. Features a lock ring design and 10-73 ohm impedance range (10 ohms at full) and includes sending unit, filter sock, lock ring, and seal.



### Fuel Filler Hose 1978-86 Jeep CJ5/CJ7 And Scrambler OMI17740.03

Replacement neoprene fuel filler neck hose for models with 15-gallon fuel tanks.



### AMC Jeep Emblem OMIDMC-5451627

An official Mopar licensed replacement AMC Jeep emblem.





**NEW VENDOR**

**Windshield Seal 1976-86 Jeep CJ**  
**OMI12302.03**

Replacement black weatherstrip seal goes between windshield frame and the cowl.



**Side Marker Light Lens 1972-86 Jeep CJ**  
**OMI12401.01**

Plastic amber side marker lens will fit either left or right side. Two required per vehicle. 7" x 1-1/4". Sold each.



**Turn Signal/Parking Light Assembly 1976-86 Jeep CJ5/CJ7 And Scrambler**  
**OMI12405.06**

This plastic replacement light assembly includes lamp housing, clear lens, dual filament bulb and wiring pigtail. Fits either right or left side and two are required per vehicle. 5" round x 3" deep. Sold each.



**Glove Box Insert 1972-86 Jeep CJ5/CJ6/CJ7 And Scrambler**  
**OMI13316.01**

Molded in black plastic with cutout for glove box latch. This replacement insert measures 10" wide x 4.75" high x 4.75" deep.



**Windshield Wiper Pivot Cover 1976-86 Jeep CJ5/CJ6/CJ7 And Scrambler**  
**OMI13318.02**

Black steel direct replacement for original factory cover. Two required per vehicle. Sold each.



**HVAC Heater Control Knob 1976-86 Jeep CJ5/CJ6/CJ7 And Scrambler**  
**OMI13318.05**

This black plastic replacement knob is used for headlight switch, wipers, and blower switch. Sold individually.



**Steering Column Cover 1976-86 Jeep CJ5/CJ6/CJ7 And Scrambler**  
**OMI13318.08**

Direct fit, black plastic replacement cover mounts to factory holes for easy installation.



**Indicator Light Kit • 1976-86 Jeep CJ5/CJ6/CJ7 And Scrambler**  
**OMI13319.01**

This 6-piece dash light kit includes indicators with chrome bezels for headlights, wiper/washer, air, temp, defrost, and fan switches. Bulbs included.



**1997-02 Wrangler TJ Sun Visor Kit**  
**OMI13313.09**

These agate-designed sun visors are constructed of durable interior matching vinyl with a built-in metal mounting rod. Install with the factory original mounting hardware (not included). Sold in pairs.



**Front Axle Breather 1972-86 Jeep CJ5/CJ6/CJ7 And Scrambler**  
**OMI16561.01**

These white plastic breathers are designed to replace the O.E. axle vents on designated models with Dana 30/35/45 front differentials.



**Speedometer Assembly 1980-86 Jeep CJ5/CJ6/CJ7/CJ8**  
**OMI17206.05**

The most accurate reproduction gauge cluster available for the Jeep CJ's. Manufactured with a black face, red needle, and chrome bezel. Features include 5-85 mph speedometer, analog odometer, temp gauge and fuel gauge. Designed to accept O.E. factory light sockets. 5-Year limited warranty.



**Hood Catch And Bracket Set**  
**OMI11210.09**

1997-06 Wrangler TJ replacement hood catch and bracket. Includes mounting hardware. Each.



**Liftgate Hinge Kit**  
**OMI11218.04**

1997-06 Wrangler TJ liftgate hinges. Black. Pair.



**Liftgate Support Strut**  
**OMI12012.02**

1997-06 Wrangler TJ hardtop lift gate replacement gas strut. Fits left or right side. Each.



**License Plate Brackets**

Factory style replacement license plate brackets. Black. Each.

| Part No.    | Application         |
|-------------|---------------------|
| OMI11233.01 | 1987-95 Wrangler YJ |
| OMI11233.06 | 1997-06 Wrangler TJ |



**Seat Belt Kit**  
**OMI13202.04**

This replacement 2-point lap seat belt is designed to fit 41-95 Willys/Jeeps. Not a factory replacement belt for any specific application. Includes black 60-inch long outboard lap belt (non-retracting), black short inboard belt and grade 5 mounting hardware. Kit.



**Front Inner Axle Oil Seal**  
**OMI16526.02**

Fits various Jeep models from 1987-06 with Dana 30, 27 spline axles. Measures 1.125" ID and 2.132" OD. Each.





**NEW VENDOR**

### Complete Brake Line Kits

These custom fit kits consist of all the pre-bent rigid mild steel brake lines with correct OEM style threaded fittings from the master cylinder to each front wheel/rear drum. Kit does not include the front and rear flexible rubber hoses. Kit.



| Part No.           | Application   |
|--------------------|---|
| <b>OMI16737.50</b> | 1987-95 Wrangler YJ With Front Disc Brakes, Without ABS |
| <b>OMI16737.51</b> | 1997-06 Wrangler TJ With Front Disc Brakes, Without ABS |

### Gas Tank Center Strap • 1997-06 Wrangler TJ OMI17739.06

Designed to fit vehicles with 2.4L, 2.5L and 4.0L engines. Requires two per vehicle. Sold each.



### Fuel Filler Neck Cover OMI17742.01

Replacement fuel filler neck cover fits 1978-83 CJ5, 1978-86 CJ7, 1981-86 CJ8 Scrambler, and 1987-95 Wrangler YJ models. Cover is constructed of molded plastic and provides support for the fuel neck where it passes through the body. Each.



### Gas Filler Neck Bezel OMI17742.02

This replacement fuel filler neck bezel fits 1997-06 Wrangler TJ and 2004-06 Wrangler Unlimited LJ models. Cover is constructed of molded plastic and provides support for the fuel neck where it passes through the body.



### Climate Control Knob 1999-06 Jeep Wrangler TJ/LJ OMI17903.20

Factory-style replacement climate control knob.



### Steering Shaft Repair Kit OMI18019.03

Replacement steering shaft repair kit fits 1976-83 CJ5, 1976-86 CJ7, 1981-86 CJ8 Scrambler, and 1987-95 Wrangler YJ models. Kit includes shaft retainer, bearing, bearing retainer, and clip. Kit.



### Speedometer Gear O-Ring 1955-06 Jeep Models OMI18760.37

This O-ring seals the speedometer gear pinion. Does not fit 2003-06 Rubicon models. Each.



### Direct Replacement Interior Rear-View Mirror Kit

| Part No.           | Application  |
|--------------------|--|
| <b>OMI11020.01</b> | 1941-75 Jeep CJ, 8-1/2" Wide x 2-1/2" Tall, Black, Includes Mounting Bracket |
| <b>OMI11020.02</b> | 1976-12 Jeep CJ/Cherokee/Wrangler, 6-1/4" Wide x 3-3/4" Tall, Black          |

## Miscellaneous Replacement Items

| Part No.           | Description  |
|--------------------|--|
| <b>OMI11603.09</b> | Fender Flare Hardware Kit, 1997-06 Wrangler TJ   |
| <b>OMI11609.25</b> | Fender Flare Hardware Kit, 2007-18 Wrangler JK   |
| <b>OMI11609.26</b> | Plastic Fender Flare Black Push Retainer, Each   |
| <b>OMI11609.27</b> | Fender Flare Blind Rivet, Each   |
| <b>OMI11609.28</b> | T-style Fender Flare/Rocker Molding Clip, Each   |
| <b>OMI12029.01</b> | 1976-86 CJ, Round Rubber Bumper, Hood To Grille, 0.88" OD, Sold Each.                            |
| <b>OMI12029.19</b> | 1976-86 CJ, Floor Pan Drain Plug, 1" OD., Sold Each.   |
| <b>OMI12029.21</b> | 1976-86 CJ, Floor Pan Drain Plug Kit, 1" OD, Kit Contains Four Drain Plugs.                      |
| <b>OMI12029.31</b> | 1976-86 CJ, Dash Panel Screw And Washer, Sold Each.  |
| <b>OMI12029.06</b> | Windshield Hinge Screw, Each   |
| <b>OMI12031.01</b> | Hood to Grille Bumper, Each  |
| <b>OMI12031.02</b> | Hood to Fender Bumper, Each  |
| <b>OMI12306.07</b> | Soft Top Replacement Snap, Each  |
| <b>OMI16715.05</b> | 1946-86 CJ, Chrome Lug Nut, 1/2"-20 Thread, 13/16" Hex Head, Sold Each.                          |
| <b>OMI16753.01</b> | 1945-86 Willy's/Jeep, Rubber Pedal Pad, Brake Or Clutch. Sold Each.                              |
| <b>OMI17234.11</b> | 1945-86 Willy's/Jeep, Dashboard Switch Nut, Secures Headlight/ Wiper /Heater Switches, Sold Each |
| <b>OMI17258.01</b> | Torx Head Bolt, Dash Panel, Each   |
| <b>OMI18271.07</b> | 1976-86 CJ, Rubber Axle Snubber, Bolt-On, Front Or Rear. Sold Each                               |
| <b>OMI19105.03</b> | 1968-86 CJ, Windshield Wiper Pivot Gasket, Sold Each   |
| <b>OMI19710.02</b> | 1966-86 CJ, Windshield Wiper Arm, Spring Included, No Blade, Sold Each                           |
| <b>OMI19712.07</b> | 1966-86 CJ, Windshield Wiper Blade, 11"  |

### Headlight Retaining Ring OMI12420.02

1997-06 Wrangler TJ replacement headlight retaining ring. Each.



### Paddle Door Handle OMI11812.06

1981-06 Jeep CJ, 1987-95 Wrangler YJ right side. 1997-06 Wrangler TJ left side. Black. Each.



### Interior Door Pull Repair Kit

This kit contains black door pull handle, two end caps, and attaching hardware. Each.



| Part No.           | Description                              |
|--------------------|--|
| <b>OMI11815.01</b> | 1987-95 Wrangler YJ, Handle Only         |
| <b>OMI11816.01</b> | 1987-95 Wrangler YJ, Complete Repair Kit |

### Door Limit Strap OMI11817.01

1987-95 Wrangler YJ door limit strap. Black. Fits left or right side. Each.



### Windshield Frame To Cowl Weatherstrip OMI12302.04

1987-95 Wrangler YJ replacement windshield frame to cowl weatherstrip. Black.



### Windshield Wiper Arm OMI19710.03

1987-95 Wrangler YJ replacement wiper arm. Each.





OMIX-ADA, Inc.

### Door Glass Seal



| Part No.    | Application   |
|-------------|---|
| OMI12303.06 | 1987-95 Wrangler YJ Outer Door Glass Seal, Right (passengers) Side With Full Steel Doors. Each. |
| OMI12303.07 | 1987-95 Wrangler YJ Outer Door Glass Seal, Left (drivers) Side With Full Steel Doors. Each.     |

### Hardtop Seal Repair Kit 1976-86 Jeep CJ/1987-95 Wrangler YJ/1997-06 Wrangler TJ OMI12304.07

Designed to repair or replace the weather seals around the factory hardtop. Kit includes tube of repair glue, 3/4-inch extruded gasket material, two rolls of wide foam tape, and hardware hole punch. Kit.



OMI12304.07

### Socket Assembly With Lamp 1976-86 Jeep CJ/1987-95 Wrangler YJ/1997-06 Wrangler TJ OMI12401.19

This replacement lamp socket assembly includes socket, wiring pigtail, and bulb. Kit.



### Side Marker Lens OMI12401.06

1987-95 Wrangler YJ replacement yellow side marker lens. Fits left or right side. Each.



### LED Halo Pre-Assembled Headlight Kits

The Oracle OEM-style pre-assembled headlight halo kits incorporate hundreds of high-quality, USA-made, Bridgelux LEDs into the OEM-style headlight assembly. Thanks to a special LED surface-mount diode (SMD) to-produce the intense light, the system uses very little additional power. The headlight assemblies meet or exceed safety, durability, and quality standards. The kit includes one pair of OEM factory style headlights with bulbs and pre-installed Oracle LED halo rings. No modifications required. Color white.



ORA7003-001

| Part No.    | Description           |
|-------------|-----------------------|
| ORA7038-001 | 2009-13 Ram Non-Sport |
| ORA7187-001 | 2009-14 Ford F-150    |

### 2007-17 Wrangler JK LED Off-Road Mirrors ORA5751-001

The replacement side mirrors use a total of 24 1-watt Cree LEDs for a total output of 2,200 lumens while drawing only 2 amps. The units use factory mounting and are covered by a two-year warranty. 6000K color temperature. 2-amp power draw. Sold in pairs.



### Waterproof Squared 2TM Halos

The new Oracle Waterproof 3" Squared 2 Halos can be installed onto any 3" Square Off-Road Light. Revolutionary waterproof design can operate in the worst possible conditions. Each square halo utilizes a hard resin outer shell with a silicone inner seal that protects the LEDs and components. Easily installs onto the outside of the lamp housing and is visible even with the LED lamp turned on!



| Part No.    | Description               |
|-------------|---------------------------|
| ORA5776-001 | 3" Waterproof Halo, White |
| ORA5776-005 | 3" Waterproof Halo, Amber |

### ColorSHIFT LED Underbody Rock Light Kit NEW!


Change colors, control brightness and strobing, select and create DIY scenes, and control your lights with your music!. New features include Bluetooth smartphone control plus wireless remote. This kit can be installed in the wheel wells in front of and behind each tire.



| Part No.    | Description |
|-------------|-------------|
| ORA5818-333 | 4 Light Kit |
| ORA5819-333 | 8 Light Kit |

### ColorSHIFT LED Underbody Light Kit ORA4227-333

Light up your vehicle's underbody with this specially designed kit from Oracle Lighting. The ColorSHIFT LED underbody kit is a vibrant, color-changing strip that installs directly under the vehicle for night-time under-glow effects. This package includes (2) 4-foot ColorSHIFT LED strips and (2) 6-foot ColorSHIFT LED strips of high-powered 5050 SMDs. User can select from a variety of colors and functions with the use of a ColorSHIFT controller. Strip includes 3M adhesive backing and installs easily. This product requires a ColorSHIFT controller (sold separately) to operate.



### Off-Road LED Whips

These flexible polycarbonate tube whips offer outstanding color and brilliance, and increased weather and shock resistance. Applications include ATV, UTV, and other off-road vehicles where a safety or warning whip is required. Flag included. Available in four or six-foot lengths.

| Part No.    | Description | Part No.    | Description |
|-------------|-------------|-------------|-------------|
| ORA5781-002 | Blue        | ORA5782-003 | Red         |
|             |             | ORA5782-004 | Green       |



ORA5781-002

### Off-Road LED Whip Accessories

| Part No.    | Description                 |
|-------------|-----------------------------|
| ORA5784-504 | HD Spring Mount             |
| ORA5785-504 | Quick Disconnect Attachment |
| ORA5786-504 | 1-1/2" Folding Mount Clamp  |
| ORA5787-504 | 1-3/4" Folding Mount Clamp  |
| ORA5788-504 | 2" Folding Mount Clamp      |



ORA5784-504

ORA5785-504

## 2007-17 Jeep Wrangler JK Vector™ Grill **NEW!** **ORA5817-V20**

Designed to replace the factory grille, this full-featured ABS replacement grill installs on the factory mounts. Manufactured with LED low-beam light emitters producing 5,600 combined lumens, high beams with 7,200 combined lumens, and LED turn signal indicators that are four times brighter than the factory turn signal lamps. Plug-and-play wiring harness makes installation quick and easy.



## LED Headlights

With 4,000 lumens of high-output LED light, these bulbs not only increase driver safety and night time visibility but also draw half the power of factory headlight bulbs. Easy installation with no extra relays or wiring needed. These 6500k white colored bulbs also feature a two-year warranty. Sold in pairs.



| Part No.                    | Description                    |
|-----------------------------|--------------------------------|
| <a href="#">ORA5231-001</a> | H4 LED Headlight Bulbs, Pair   |
| <a href="#">ORA5232-001</a> | H7 LED Headlight Bulbs, Pair   |
| <a href="#">ORA5234-001</a> | H10 LED Headlight Bulbs, Pair  |
| <a href="#">ORA5235-001</a> | H11 LED Headlight Bulbs, Pair  |
| <a href="#">ORA5236-001</a> | H13 LED Headlight Bulbs, Pair  |
| <a href="#">ORA5238-001</a> | 9004 LED Headlight Bulbs, Pair |
| <a href="#">ORA5239-001</a> | 9005 LED Headlight Bulbs, Pair |
| <a href="#">ORA5240-001</a> | 9006 LED Headlight Bulbs, Pair |
| <a href="#">ORA5241-001</a> | 9007 LED Headlight Bulbs, Pair |
| <a href="#">ORA5242-001</a> | 9012 LED Headlight Bulbs, Pair |
| <a href="#">ORA5243-001</a> | H1 LED Headlight Bulbs, Pair   |
| <a href="#">ORA5244-001</a> | 5202 LED Headlight Bulbs, Pair |

## Halo Headlight/Fog Light Kits

These kits circle your headlights with hundreds of USA-made Bridgelux LEDs. The unique LED surface mount diode (SMD) creates intense bright light with minimal power added draw. Colorshift 2.0 models feature the most color options, all controlled by a remote.



### Fog Lights

| Part No.                    | Description         |
|-----------------------------|---------------------|
| <b>Chevrolet Silverado</b>  |                     |
| <a href="#">ORA1234-001</a> | 2007-13, White      |
| <a href="#">ORA1234-005</a> | 2007-13, Amber      |
| <a href="#">ORA1530-005</a> | 2014-16, Amber      |
| <b>Jeep Wrangler JL</b>     |                     |
| <a href="#">ORA1215-002</a> | 2018-19, Blue       |
| <a href="#">ORA1215-005</a> | 2018-19, Amber      |
| <a href="#">ORA1214-333</a> | 2018-19, Colorshift |
| <b>Toyota Tundra</b>        |                     |
| <a href="#">ORA1213-001</a> | 2014-17, White      |

### Halo Headlights

| Part No.                    | Description  |
|-----------------------------|--|
| <b>Dodge</b>                |  |
| <a href="#">ORA2252-333</a> | 2013-18 Ram, Colorshift 2.0                          |
| <b>Ford</b>                 |  |
| <a href="#">ORA1330-332</a> | 2018-19 F-150, Colorshift Includes Turn Signal Halos |
| <a href="#">ORA2696-330</a> | 12-15 Explorer Colorshift                            |
| <a href="#">ORA2696-333</a> | 2012-15 Ford Explorer, Colorshift 2.0                |
| <b>GMC</b>                  |  |
| <a href="#">ORA2272-330</a> | 2015-18 Yukon, Colorshift                            |
| <a href="#">ORA2450-330</a> | 2014-15 Sierra, Colorshift                           |
| <a href="#">ORA2450-333</a> | 2014-15 Sierra, Colorshift 2.0                       |
| <a href="#">ORA1320-333</a> | 2016-18 Sierra, Colorshift 2.0                       |
| <b>Jeep Wrangler JL</b>     |  |
| <a href="#">ORA1214-001</a> | 2018-19, White                                       |
| <a href="#">ORA1214-002</a> | 2018-19, Blue  |
| <a href="#">ORA1214-005</a> | 2018-19, Amber                                       |
| <a href="#">ORA1214-330</a> | 2018-19, Colorshift                                  |
| <a href="#">ORA1214-333</a> | 2018-19, Colorshift 2.0                              |
| <b>Toyota</b>               |  |
| <a href="#">ORA2680-330</a> | 2005-11, Tacoma Colorshift                           |
| <a href="#">ORA2680-333</a> | 2005-11, Tacoma Colorshift 2.0                       |

## Illuminated Wheel Ring Brake Light **NEW!** **ORA4211-003**

Full-sized spares often cover up the factory 3rd brake light on Jeep Wranglers. This kit from Oracle adds a super-visible, fully functional 3rd brake light that attaches easily to the spare tire carrier and taps into the 3rd brake light wire with provided hardware. Includes wheel ring with premium Oracle red LEDs, 6 aluminum mounting brackets, and mounting hardware.



## Colorshift Headlight DRL Upgrade Kit for 2018-up Jeep Wrangler JL/JLU **NEW!** **ORA1346-333**

Designed to fit 2018-newer Jeep Wrangler JL models with factory LED headlights, this kit includes high-performance 2.0 RGB+W chips that easily convert the stock perimeter DRL into color-changing halos while maintaining the a true white DRL. Kit includes (4) ColorSHIFT DRL PCBs, (2) LED driver hubs, and (2) heavy-duty wiring adapters. ColorSHIFT 2.0 controller sold separately.



## LED Off-Road Side Mirror Caps for 2015-2019 Ford F-150/Raptor Trucks **NEW!** **ORA5816-001**

Safe off-roading means being able to see the trail to either side just as much as ahead of the vehicle. Improve off-road visibility and peripheral lighting with this pair of LED light bars that mounts on the side-view mirrors. The kit adds 12 powerful CREE LEDs to each mirror with a 45° beam angle to optimize peripheral visibility to generate 2200 lumens of lighting power, while drawing only 2 amps. Installs easily using factory mounts, package includes (1) driver's side and (1) passenger's LED side off-road mirror cap.



# ODYSSEY BATTERY



Odyssey batteries provide up to twice the overall power and three times the life when compared to traditional batteries. 12-volt batteries are offered for a wide variety of applications including automotive, racing, marine, commercial, and powersports.

| Battery Type      | Terminal          | CCA  | CA   | BCI Group Size | Length in. (mm) | Width in. (mm) | Total Height in. (mm) | Weight |
|-------------------|-------------------|------|------|----------------|-----------------|----------------|-----------------------|--------|
| ODYPC545          | M6 Female         | 185  | 240  | —              | 7.00 (177.8)    | 3.38 (85.9)    | 5.17 (131.3)          | 11.5   |
| ODYPC545MJ        | M6 Female         | 185  | 240  | —              | 7.00 (177.8)    | 3.38 (85.9)    | 5.17 (131.3)          | 12     |
| ODYPC535          | M6 Female         | 200  | 265  | —              | 6.70 (170.2)    | 3.90 (99.1)    | 6.18 (157.0)          | 12     |
| ODYPC680          | M6 Female         | 220  | 300  | —              | 7.27 (184.7)    | 3.11 (79.0)    | 6.67 (169.4)          | 15.4   |
| ODYPC680MJ        | M6 Female         | 220  | 300  | —              | 7.27 (184.7)    | 3.11 (79.0)    | 6.67 (169.4)          | 16     |
| ODYPC625          | M6 Stud           | 265  | 350  | —              | 6.70 (170.2)    | 3.90 (175.0)   | 13.2 (6.0)            | 13.2   |
| ODYPC925          | M6 Female         | 380  | 500  | —              | 6.64 (168.6)    | 7.05 (179.0)   | 5.04 (128.0)          | 26     |
| ODYPC925MJT       | SAE               | 380  | 500  | —              | 6.64 (168.6)    | 7.05 (179.0)   | 5.04 (128.0)          | 26.5   |
| ODYPC1200MJT      | SAE               | 550  | 725  | —              | 7.87 (199.9)    | 6.66 (169.1)   | 6.80 (172.7)          | 40     |
| ODY25-PC1400T     | SAE               | 820  | 850  | 25             | 9.46 (240.3)    | 6.84 (173.7)   | 8.69 (220.7)          | 50     |
| ODY35-PC1400T     | SAE               | 820  | 850  | 35             | 9.46 (240.3)    | 6.84 (173.7)   | 8.69 (220.7)          | 50     |
| ODYPC1700MJT      | SAE               | 875  | 1175 | —              | 13.02 (330.7)   | 6.62 (168.2)   | 6.93 (176.0)          | 63     |
| ODY34-PC1500T     | SAE               | 880  | 1050 | 34             | 10.85 (275.6)   | 6.99 (177.5)   | 7.82 (198.6)          | 49.5   |
| ODY34/78-PC1500DT | SAE/GM Side       | 880  | 1050 | 34/78          | 10.85 (275.6)   | 6.99 (177.5)   | 7.82 (198.6)          | 49.5   |
| ODY34R-PC1500T    | SAE               | 880  | 1050 | 34R            | 10.85 (275.6)   | 6.99 (177.5)   | 7.82 (198.6)          | 49.5   |
| ODY31M-PC2150ST   | ST (3/8 Stud/SAE) | 1150 | 1370 | 31M - Marine   | 13.00 (330.2)   | 6.80 (172.7)   | 9.47 (240.5)          | 77.8   |

**Note:** Batteries with MJ suffix include a metal case for added heat protection.



**NEW VENDOR**

## Outback F4 15" Mini LED Light Bar, Clear PCP20-351



Designed to fit between the tailgate and bumper of most full-size pickups, these mini LED light bars are a functional and attractive addition. With running lights, brake lamps, and left and right turn signals, they help improve visibility in all weather conditions.

## Running Light Diode Sealed LED

These powerful waterproof red LED running lights are perfect for a wide variety of vehicle uses from cars, trucks, and SUV's to trailers, recreational vehicles, and ATV's. They provide reliable all-weather visibility in all traffic conditions. Sold individually.



| Part No.  | Description             |
|-----------|-------------------------|
| PCP20-601 | Red 3 LED Sealed Light  |
| PCP20-701 | Red 12 LED Single Light |

## Clear Scuff Protectors PCP25-551

Ideal for protecting painted bumper surfaces from scratches and scuffs when loading and unloading a trunk or cargo area, Pacer Scuff Protectors are constructed of tough, durable UV-protected clear PVC yet are flexible enough to conform to bumper curves. Mount in minutes using 3M self stick tape. Size is 10-3/8" long x 1-3/4" wide x 3/8" High. Sold in pairs.



## Universal Flexy Flares

Universal Flexy Flare Rubber Fender Extenders are an inexpensive way to protect paint and body panels from dirt, rocks, and road debris. Constructed of heavy-duty 1/8" thick EPDM rubber, they include a built-in curvature to maintain their shape without distorting. Flares extend the fender a full 2-1/2" using a bolt-on design for long-lasting durability. Includes mounting hardware and instructions.



| Part No.  | Description                                    |
|-----------|--|
| PCP52-132 | HD 2-1/2" x 58" Pair                           |
| PCP52-154 | Standard 2-1/2" x 25 ft                        |
| PCP52-170 | Standard 2-1/4" x 58", Pair, No Lip Side Mount |
| PCP52-171 | 4" x 58", Pair                                 |
| PCP52-188 | HD, 2-1/2" x 58", Pair                         |
| PCP52-149 | HD 2-1/2" x 25 ft                              |
| PCP52-168 | 2-1/2 x 25 ft No-Lip Side Mount                |
| PCP52-173 | 4" x 25 ft                                     |
| PCP52-191 | HD 1-3/4" x 58", Pair                          |
| PCP52-192 | HD 1-3/4" x 58", 2 Pair                        |
| PCP52-198 | HD 1-3/4" x 25 ft                              |
| PCP52-205 | HD 3-1/4" x 72", Pair                          |

## Outback F5 LED Tailgate Lights

Increase visibility with LED tailgate lights, with five modes for running lights, brake lights, back-up lights, and (left and right) turn signals. Lights are constructed from a durable plastic extrusion and install neatly, directly below tailgate.

Kits are offered with amber or red turn signal functions and are sold complete with wiring harness that plugs directly into the 4-prong factory hitch wiring and a single wire for back-up lights.



| Part No.   | Description                        |
|--|------------------------------------|
| <b>Amber Turn Signal Kits (Amber Turn Signals, Red Running And Brake, And White Back-Up Lights)</b>    |                                    |
| PCP20-803  | 60" Long For Most Full-Size Trucks |
| <b>Red Turn Signal Kits (Red Turn Signals, Red Running And Brake Lights, And White Back-Up Lights)</b> |                                    |
| PCP20-815  | 60" Long For Most Full-Size Trucks |



**NEW VENDOR**

## Outback F4 LED Tailgate Lights



Outback tailgate lights offer improved visibility and four modes for red running lights, brake lights and (left and right) turn signals. Light kits are constructed from a durable plastic extrusion and install neatly, directly below tailgate. Sold complete with wiring harness that plugs directly into the 4-prong factory hitch wiring.

| Part No.         | Description                        |
|------------------|------------------------------------|
| <b>PCP20-801</b> | 60" Long For Most Full-Size Trucks |



## Hi-Five Cab Roof Lights


Increase visibility with Hi-Five Cab Roof Lights. Light kits meet SAE specifications and are sold complete with outside clearance lights, wiring harness, quick-wire connectors and necessary hardware. Choose from LED or incandescent lighting.

| Part No.               | Description   |
|------------------------|---|
| <b>Chevy/GMC Style</b> |   |
| <b>PCP20-265</b>       | 2007-14 O.E. Style Amber Complete LED Kit                           |
| <b>PCP20-265S</b>      | 2007-14 O.E. Style Smoke Complete LED Kit                           |
| <b>PCP20-220</b>       | 1988-02 O.E. Style Amber Complete Incandescent Kit                  |
| <b>Dodge Style</b>     |   |
| <b>PCP20-245SS</b>     | 1999-02 O.E. Style Smoke Lens Amber Light Incandescent Single Light |
| <b>PCP20-247S</b>      | 2003-14 O.E. Style Smoke Complete LED Kit                           |
| <b>PCP20-246S</b>      | 2003-14 O.E. Style Smoke Complete Incandescent Kit                  |
| <b>Ford Style</b>      |   |
| <b>PCP20-236</b>       | 1999-14 O.E. Style Amber Complete LED Kit                           |
| <b>PCP20-225</b>       | 1980-98 O.E. Style Amber Complete Incandescent Kit                  |



## Fuel Injection Wiring Harnesses

Run the factory engine management computer and save a bunch of hassles. Painless engineers have worked out all the problems ahead of time. Just follow the straightforward instructions and the color-coded, labeled harness will install easily. Extra length harnesses have a total of 8' of wire as measured from the rear of the engine to the computer. Connector harness (and computer) may be mounted under the seat.



| Part No.        | Application  |
|-----------------|--|
| <b>PWI60101</b> | 1986-93, GM TBI 4.3L, 5.0L, 5.7L, 7.4L                           |
| <b>PWI60102</b> | 1985-89, GM TPI 5.0L And 5.7L                                    |
| <b>PWI60217</b> | GM Vortec V8 4.8, 5.3, 6.0L, 1999-Later Mechanical Throttle Body |
| <b>PWI60502</b> | 1992-97, GM LT-1   |
| <b>PWI60508</b> | 1999-02, GM LS1, Mechanical Throttle                             |
| <b>PWI60509</b> | 1999-02, GM LS1, Mechanical Throttle (Extra Length Harness)      |
| <b>PWI60510</b> | 1986-95, Ford 5.0L V8,   |

## Extreme Condition Wire

Stranded, copper-core high-temperature wire with cross-linked polyethylene insulation exceeds original equipment specifications for underhood use. Choose from several colors.

| Part No.            | Gauge Size | Color       |
|---------------------|------------|-------------|
| <b>25 Ft. Rolls</b> |            |             |
| <b>PWI70700</b>     | 10         | Red         |
| <b>PWI70701</b>     | 10         | Black       |
| <b>50 Ft. Rolls</b> |            |             |
| <b>PWI70800</b>     | 14         | Red         |
| <b>PWI70801</b>     | 14         | Black       |
| <b>PWI70806</b>     | 14         | White       |
| <b>PWI70812</b>     | 14         | Purple      |
| <b>PWI70817</b>     | 14         | Blue/Yellow |



## Classic Braid

Classic Braid does not have that hard plastic look like other convoluted tubing. It has more of an old-school look, more like vintage cloth wire covering. Classic Braid is exceptionally easy to work with, retains its shape and rigidity from -94°F to 247°F, and has a melt temperature of 482°F.

| Part No.        | Description                |
|-----------------|----------------------------|
| <b>PWI70958</b> | 1/2" Classic Braid, 10 ft. |
| <b>PWI70959</b> | 3/4" Classic Braid, 6 ft.  |
| <b>PWI70960</b> | 1" Classic Braid, 12 ft.   |



## Classic Braid Chassis and EFI Kits

Chassis Kit (**PWI70970**) includes; 20 ft. 3/16" dia., 30' of 5/16" dia., 30' of 3/8" dia., 30' of 1/2" dia., 10' of 3/4" dia., and 6' of 1" dia., heat shrink, tie wraps and tape. Classic Braid EFI Kit (**PWI70971**) includes; 25 ft. 3/16" dia., 25' of 5/16" dia., 25' of 3/8" dia., 15' of 1/2" dia., 8' of 3/4" dia., and 8' of 1" dia., heat shrink, tie wraps and tape.

| Part No.        | Description               |
|-----------------|---------------------------|
| <b>PWI70970</b> | Classic Chassis Braid Kit |
| <b>PWI70971</b> | EFI Classic Braid Kit     |



## PowerBraid™ Wire Wrap

Braided, laterally split black wire wrap closes securely around wire and needs no additional taping or fasteners.

| Part No.        | Description       |
|-----------------|-------------------|
| <b>PWI70910</b> | 1/8" Dia., 20 Ft. |
| <b>PWI70901</b> | 1/4" Dia., 20 Ft. |
| <b>PWI70902</b> | 1/2" Dia., 10 Ft. |
| <b>PWI70903</b> | 3/4" Dia., 6 Ft.  |
| <b>PWI70916</b> | 1" Dia., 12 Ft.   |
| <b>PWI70904</b> | 2" Dia., 4 Ft.    |



## PowerBraid™ Tools

### PWI70941

The easy way to enclose any wiring in PowerBraid (or other standard wire loom). Ideal for the professional installer. Includes 1/4", 1/2" and 3/4" tools.



## Transmission Controller For 4L60/65E And 4L80/85E

### PWI66501

Stand-alone Transmission Controller for GM 4-speed 4L60/65E and 4L80/85E automatics. Compatible with fuel injected or carbureted applications. Laptop software included with several "base" calibrations to start off with.

VSS output is included for EFI swaps, aftermarket speedometers, push button shifting and paddle shifting with separate shift calibrations for both street and performance shifting.





## Trail Rocker Jeep Accessory Control System

The Trail Rocker from Painless allows you to control up to eight accessories on your JK Jeep! Kit is enclosed in a weatherproof housing that surrounds the power center and relays. Controlling it are five prewired switches mounted in our custom dash panel for a clean factory-installed look.

| Part No. | Description   |
|----------|---|
| PWI57005 | 2007-18 (W/O Switches) Mounts Over Head                 |
| PWI57003 | 2009-18 Mounts Over Head, Non Auto Dim Mirrors 6 Switch |
| PWI57004 | 2009-18 Mounts Over Head, Auto Dim Mirrors 6 Switch     |
| PWI57040 | 1997-06 Mounts Over Top Of Cubby Hole                   |
| PWI57101 | 1997-06 Mounts In Dash 8 Switch                         |
| PWI57102 | 1997-06 Roll Bar Mount 8 Switch Panel                   |
| PWI57103 | 1997-06 Flange/Under Dash 8 Switch Panel                |
| PWI57104 | 1997-06 Mounts In Dash 6 Switch Panel                   |
| PWI57105 | 1997-06 Roll Bar Mount 6 Switch Panel                   |
| PWI57106 | 1997-06 Flange/Under Dash 6 Switch Panel                |
| PWI57107 | 1997-06 Mounts In Dash 4 Switch Panel                   |
| PWI57108 | 1997-06 Roll Bar Mount 4 Switch Panel                   |
| PWI57109 | 1997-06 Flange/Under Dash 4 Switch Panel                |



## Body Lift Kits/Urethane Gap Guards

The kits increase body clearance for improved off-road ability, and in many cases our kits will fit both 2WD and 4WD vehicles. Be sure to add a set of exclusive Gap Guards. Gap Guards are manufactured from durable polyurethane and are custom fit for the factory look.



| Model  | Year    | 2" Part No. | 3" Part No. | Gap Guard 2WD/4WD   | Tech Notes         |
|--|---------|-------------|-------------|---------------------|--------------------|
| <b>Chevrolet / GMC</b>   |         |             |             |                     |                    |
| 1/2, 3/4, 1 Ton Non-HD Only, 2WD/4WD                                   | 1999-02 | N/A         | PRFPA10053  | Fleetside PRFPA6537 | 6,7,14,15,21,24,28 |
| 1500 Non-HD Only, Standard, Extended, 2WD/4WD                          | 2003-05 | N/A         | PRFPA10133  | Fleetside PRFPA6537 | 6,7,14,15,21,24,28 |
| 1500 New Body, Non-HD, Std, Ext, 2WD, 4WD, Auto, Electronic 4WD        | 2007-13 | N/A         | PRFPA10193  | PRFPA6547           | 6,14,15,21,24,33   |
| Silverado/Sierra 1500, 2WD/4WD   | 2014-15 | N/A         | PRFPA10293  | —                   | N/A                |
| 2500 HD, 3500, Except 8.1L And Diesel, 2WD/4WD                         | 2001-02 | N/A         | PRFPA183    | PRFPA6537           | 6,7,14,15,21,24,28 |
| S-10 / S-15, Sonoma, ZR2, Standard, Extended And Crew Cab, 2WD/4WD     | 1998-04 | PRFPA192    | N/A         | —                   | 6,16,21,23,24      |
| S-10 Blazer / S-15 Jimmy (+ZR2), 2WD/4WD                               | 1998-03 | PRFPA152    | N/A         | —                   | 6,16,21,23,24      |
| Suburban, Tahoe, Yukon 1500, 2500, 2WD, 4WD (Excludes Denali)          | 2000-06 | N/A         | PRFPA10113  | —                   | 6,7,14,15,21,24    |
| <b>Dodge</b>   |         |             |             |                     |                    |
| 1500, 2WD/4WD, Gas   | 2009-16 | N/A         | PRFPA60203  | —                   | N/A                |
| Ram 1500 2WD, 4WD, All Gas Engines 2003 Hemi (See Below)               | 2003-05 | N/A         | PRFPA60123  | N/A                 | 6,14,15,21,24      |
| Ram 2500, 3500, Standard, Extended, Dually, 2WD Gas Engines            | 2003-05 | N/A         | PRFPA60123  | —                   | 6,14,15,21,24      |
| Ram 2500, 3500, 2WD/4WD, Non-Sport, Auto And Manual                    | 2002    | N/A         | PRFPA60073  | N/A                 | 1,14,15,24,25      |
| Ram 2500 2WD/4WD Diesel  | 2013-16 | —           | PRFPA60233  | —                   | —                  |
| Ram 2500 2WD/4WD Gas   | 2013-15 | —           | PRFPA60243  | —                   | —                  |
| <b>Ford</b>  |         |             |             |                     |                    |
| F150, 4WD With Hitch Bumper And 5.4L Motor Only                        | 2009-14 | N/A         | PRFPA70093  | N/A                 | N/A                |
| F150, 2WD/4WD (Except Heritage)  | 2006-08 | N/A         | PRFPA70083  | PRFPA6742           | 5,6,7,15,21,24     |
| F150, 2WD/4WD (Except Heritage)  | 2004-05 | N/A         | —           | PRFPA6742           | 5,6,7,14,15,21,24  |
| F150 Standard, Extended, Crew, 2WD/4WD                                 | 2003    | —           | —           | Fleetside PRFPA6734 | 5,6,14,15,17,21,24 |
| F150, 250 Light Duty (New Body Style), Standard, Extended Cab, 2WD/4WD | 1997-02 | —           | PRFPA863    | Fleetside PRFPA6734 | 5,14,15,17,21,24   |
| F150 Body Lift   | 2017-19 | PRFPA70202  | —           | —                   | —                  |
| F150 Body Lift 2WD/4WD w/Hitch Bumper Ecoboost Motor Only              | 2011-14 | —           | PRFPA70103  | —                   | —                  |
| Ranger / Splash Standard, Extended Cab, 2WD/4WD                        | 2001-11 | N/A         | PRFPA70033  | N/A                 | 5,6,7,15,20,21,24  |
| Shift Extension For Ranger Manual Trans                                | 1983-02 | PRFPA3700   | PRFPA3700   | N/A                 | N/A                |

| Model  | Year    | 1" Part No.  | 2" Part No.  | 3" Part No. | Tech Notes |
|--|---------|--------------|--------------|-------------|------------|
| <b>Jeep</b>                                  |         |              |              |             |            |
| Wrangler TJ, Rubicon, 5-Speed And Auto Trans | 1997-05 | N/A          | PRFPA972     | —           | 19,24,26   |
| JK Wrangler, 2WD/4WD, 2 And 4 Door           | 2007-11 | N/A          | PRFPA992     | N/A         | N/A        |
| JK Wrangler, 2WD/4WD, 2 and 4 Door           | 2012-18 | —            | PRFPA994     | N/A         | N/A        |
| Wrangler Rear Coil Spacers                   | 2007-16 | PRFPAJL100PA | —            | N/A         | N/A        |
| Wrangler 1.75" Front Coil Spring Spacers     | 2007-16 | —            | PRFPAJL200PA | N/A         | N/A        |

### Body Lift Tech Notes

- Front bumper brackets are included in this kit.
- It may be necessary to drill the front two body bushing sleeves out to 1/2" for new bolt clearance.
- Front and rear bumper brackets are included in this kit.
- Modification to the front frame horns will be required to raise the front bumper using the bumper brackets included.
- Will not fit vehicle equipped with diesel engine.
- 2006 Manual transmission models require kit #SE9627 shift extension
- Steering extension included.
- 3" kit includes front and rear bumper brackets, 2" kit includes front bumper brackets only.
- Installation on vehicles with air conditioning will require modification to the radiator mounting flange.
- Manual transmission models will require part 3700 shift extension (Mazda transmission only).
- Rear bumper brackets are to enhance appearance only, bumper cannot be used for towing.
- 1995-03 ZR2 will require modification to steering column mounting flange.
- Gap guards available and sold separately for this application.
- Rear bumper brackets are available and sold separately for this application. PRF60023
- No bumper brackets are included in this kit
- Manual transmission models require a shift lever extension or linkage bracket sold separately.
- Will not fit vehicle equipped with gasoline engine.





## Heavy-Duty Transmission Coolers

Heavy-duty transmission coolers feature oversized 5/8" tubes with Turbulator cooling fins, 11/32" multi-barb fittings and durable mounting brackets for secure vehicle attachment. Systems include transmission oil hose, illustrated instructions, and all necessary mounting hardware.



PRM1301

| Part No.                               | Description   | Coil Size         |
|--|---|-------------------|
| <b>Heavy-Duty Trans Cooler Systems</b> |   |                   |
| PRM1301                                | 17,000 GVW, Recommended for full size cars and light trucks.                                      | 1-1/2" x 7" x 15" |
| <b>Heavy-Duty Cooler Only</b>          |   |                   |
| PRM13161                               | 24,000 GVW, Recommended for Dodge Cummins, Cooler Coil with 3/8" NPT fittings, 1/2" hose included | 1-1/2" x 7" x 21" |

## Fluid Cooler System

Excessive heat buildup is a leading cause of power steering pump failure, especially in RVs and off-road vehicles.



PRM997

Perma-Cool fluid coolers feature a 12" x 2-1/2" x 1-1/2" two-pass cooler with 3/8" barb-type inlet and outlet fittings, making them great for use as a power steering cooler. They can also be used as a fuel cooler to increase fuel density and prevent vapor lock. Includes mounting brackets, hardware, and hose.

| Part No. | Description                                       |
|----------|---|
| PRM997   | Two-Pass System, Coil size: 1-1/2" x 2-1/2" x 12" |

## Fuel Filter And Water Separator Kit PRM81074

Kit features cast aluminum filter mount, Perma-Cool® 24,000 mile filter element, high-pressure/high-temperature flame-retardant hose, brass fittings, stainless steel hose clamps, mounting hardware and illustrated, multilingual instructions. For diesel or gas engines. Kit withstands 90 PSI line pressure.



## Thin Line Transmission Cooler Kit

Kits improve performance and extend transmission life. Lightweight, compact, 3/4" thick coolers are perfect for limited space. Cooler kits include fluid hose and installation hardware. 11/32" barb fittings.



| Part No.   | Description   |
|--|---|
| <b>Standard Transmission Coolers, 11/32" Multi-Barb Fittings</b> |   |
| PRM1011  | 14,000-16,000 GVW, 5" x 15-1/2"   |
| <b>Competition Transmission Coolers, -6AN Male Fittings</b>      |   |
| PRM1021  | 14,000-16,000 GVW, 5" x 15-1/2"   |
| PRM1024  | 22,000-24,000 GVW, 10" x 15-1/2"  |
| <b>Transmission Cooler Installation Accessories</b>              |   |
| PRM104   | Metal Mounting Kit, Includes Two Zinc-Plated Steel Mounting Brackets And Hardware |
| <b>Thin Line Trans Coil Only</b>                                 |   |
| PRM1020  | 12,000-14,000 GVW, 3/4" x 5" 12-1/2", Cooler Coil With -6 AN Male Fittings        |
| PRM1021  | 14,000-16,000 GVW, 3/4" x 5" 15-1/2", Cooler Coil With -6 AN Male fittings        |
| PRM1023  | 18,000-20,000 GVW, 3/4" x 7 1/2" 15-1/2", Cooler Coil With -6 AN Male fittings    |
| PRM1024  | 22,000-24,000 GVW, 3/4" x 10" 15-1/2", Cooler Coil With -6 AN Male fittings       |

## Frame Rail Trans Coolers

Frame-mounted transmission cooler can be mounted nearly anywhere thanks to a low-profile design. Special AN to hose-barb fittings allow for use with braided stainless steel lines. 1/2" flushable tube allows for easy maintenance and maximum cooling flow.



| Part No. | Description  |
|----------|--|
| PRM1000  | Coil with -6 AN Male Fittings, 1 1/2" x 2 1/2" x 15" |
| PRM1004  | Coil with -6 AN Male Fittings, 1-1/2" x 2-1/2" x 24" |

## Maxi-Cool™ Junior Transmission Coolers

Maxi-Cool Junior transmission coolers provide optimum cooling in a compact, self-contained package.



| Part No. | Description   |
|----------|---|
| PRM13215 | 6-Pass Cooler With 8" Electric Fan Module, 2400 CFM, 3" x 7-1/2" x 15-1/2" With -6 AN Male Fittings |
| PRM13511 | 8-Pass Cooler with 10" Electric Fan Module, 2350 CFM, 3" x 10" x 12-1/2" With -6 AN Male Fittings   |

## Engine Oil Cooler Systems

Engine Oil Cooler Systems fit engines with the following spin-on filter thread sizes: 3/4"-16, 13/16"-16, 1"-12, M18 x 1.5, M20 x 1.5 and M22 x 1.5. Systems are available with our best selling sandwich style filter system which retains the factory oil filter location or a remote style filter system which relocates the oil filter to a more convenient location in the engine compartment. Both full flow systems use oil filters with 3/4"-16 thread such as Perma-Cool® 81008, Fram® PH8A or equivalent (oil filter not included). Systems include oil hose, illustrated instructions and all necessary mounting hardware.



| Description   | Sandwich Systems | Cooler Coils |
|---|------------------|--------------|
| <b>Light Duty Trucks and Vans</b>                                 |                  |              |
| 300 Horsepower, Coil Size: 1-1/2" x 7" x 14" With 1/2" Hose Barbs | —                | PRM101       |

## Automatic Transmission Fluid Filter Systems

### Standard System PRM10678

System features cast aluminum filter mount, Perma-Cool® transmission fluid filter, high-pressure/high-temperature 11/32" transmission hose, brass fittings, stainless steel hose clamps, mounting hardware, and illustrated instructions.



PRM10678

## Street and High-Performance Fuel Filter System

### High-Performance Filter Head PRM81794

Capable of handling flow rates of up to 5 GPM, this high-performance filter system features dual inlets and outlets for added flexibility in flow direction, making it ideal for systems with dual fuel pumps or dual carbs. The system features a cast aluminum filter head with 1/2" NPT ports and an integrated mount, a Perma-cool 24,000 mile filter element, and two pipe plugs.





## Fuel Filter/Water Separator PRM81000

Designed to work with all types of fuel, this fuel filter/water separator has a petcock for easy draining of water and filters down 2 microns. Features a 24,000 mile element, 1"-14 threaded fitting, and is 6" long.



## Oil and Fluid Filters PRM81008

This high-performance oil filter can be used with engine oil or transmission fluid. A 12-14 lb. relief valve ensures maximum filtration, making it ideal for racing and heavy-duty applications and up to 50,000 miles of protection on transmissions. Measures 3-3/4" dia x 5-1/2" L, with a 3/4"-16 thread.



## Fast Orange Hand Cleaners

The #1 selling, biodegradable, waterless solvent-free hand cleaner. Contains no harsh chemicals, mineral oils, or ammonia that can irritate cuts and abrasions.

| Part No. | Description                                  |
|----------|--|
| PEX25108 | Fine Pumice Cleaner, 7.5-oz. Bottle          |
| PEX25219 | Fine Pumice Cleaner, 1-Gal. Bottle With Pump |



# PIONEER

**Automotive Industries LLC**



## Aerosol Engine Enamels

Engine enamels dry quickly to a tough, durable finish resistant to blistering and peeling. Choose from a variety of colors.

| Part No.  | Description        |
|-----------|--------------------|
| PIOT-10-A | Chevy Orange       |
| PIOT-11-A | Ford Blue          |
| PIOT-12-A | Ford Red           |
| PIOT-18-A | Ford Antique Green |
| PIOT-26-A | Universal Black    |
| PIOT-52-A | Red Oxide Primer   |
| PIOT-54-A | Flat Black         |

| Part No.  | Description     |
|-----------|-----------------|
| PIOT-58-A | Cast Iron Gray  |
| PIOT-59-A | Clear           |
| PIOT-60-A | Universal Gray  |
| PIOT-61-A | Lo-Gloss Black  |
| PIOT-64-A | Black Primer    |
| PIOT-65-A | Stainless Steel |

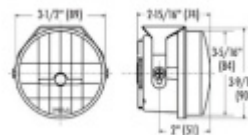


# PIAA

## LP530 Light Kit

The LP530 kit features two 3-1/2" lamps with 3-watt LED bulbs to generate an intense white color temperature of 6000 Kelvin. They are available as a wide spread fog beam light for maximum peripheral visibility, or an intensely focused driving light with a 20° beam focus. Compact size makes them incredibly versatile.

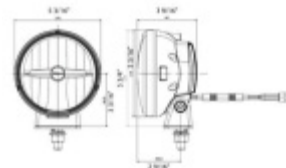
| Kit Part No. | Description | Beam Pattern | Diameter |
|--------------|-------------|--------------|----------|
| PIA5372      | Driving     | 20°          | 3.5"     |



## LP550 Light Kit

Rearward-facing bulbs and advanced Reflector Facing Technology (RFT). In place of a traditional halogen bulb this lamp uses two 7-watt LED bulbs producing a very white beam with a color temperature of 6000 Kelvin. Polycarbonate and cast aluminum housing with polycarbonate lens. Kit includes: two lamps and pre-wired harness with fuse, switch, and grilles.

| Kit Part No. | Description | Beam Pattern | Diameter |
|--------------|-------------|--------------|----------|
| PIA5572      | Driving     | 30°          | 5-3/16"  |



# PIAA

## LP560 Light Kit



Rearward-facing bulbs and advanced Reflector Facing Technology (RFT). In place of a traditional halogen bulb this lamp uses two 7-watt LED bulbs producing a very white beam with a color temperature of 6000 Kelvin. Polycarbonate and cast aluminum housing with polycarbonate lens. Kit includes: two lamps and pre-wired harness with fuse, switch, and grilles.

| Kit Part No.            | Description | Beam Pattern | Diameter |
|-------------------------|-------------|--------------|----------|
| <a href="#">PIA5672</a> | Driving     | 30°          | 5-15/16" |

## 40 Series

Offers several features including prism cut lenses which provide strength and clarity, attractive black powder coated, stamped steel housings, powerful 55-watt quartz halogen bulbs, pre-assembled switch, relay, and wiring harness which provide an easy, plug-in installation. Kits include 2 lamps with covers, PIAA quartz halogen bulbs, and pre-assembled switch relay harness.



| Description    | Complete Kit No. | Bulb Upgrade             | Dimensions             |
|----------------|------------------|--------------------------|------------------------|
| 6" Clear Round | —                | <a href="#">PIA13085</a> | 6-1/4" Dia. x 2" Depth |

## 2100 Series

Compact driving light with 55W H3 halogen bulbs and Multi-Surface Reflector generates cool white light with a blue tint, and fits the aerodynamic design of today's vehicles. Set includes two lamps with 3-3/4" x 4-3/4" rectangular housings and mounting brackets, wiring harness, relay, and switch.



| Complete Kit No.        | Description              |
|-------------------------|--------------------------|
| <a href="#">PIA2192</a> | Xtreme White SMR Driving |

## Quad Series LED Light Bars



Manufactured with Quad Reflective Optics for extreme distance lighting, these high-quality LED light bars offer a 50,000 hour lifespan at an affordable price. The high-intensity 3 watt LED's are backed by a two-year warranty. Kit includes single light, pre-assembled harness with relay and switch. Spot or combo beam pattern.

| Part No.                    | Description                        | Watts | Beam  |
|-----------------------------|------------------------------------|-------|-------|
| <a href="#">PIA26-06612</a> | Quad Series 12" Dual Row Light Bar | 72    | Spot  |
| <a href="#">PIA26-06112</a> | Quad Series 12" Dual Row Light Bar | 72    | Combo |
| <a href="#">PIA26-06620</a> | Quad Series 20" Dual Row Light Bar | 120   | Spot  |
| <a href="#">PIA26-06120</a> | Quad Series 20" Dual Row Light Bar | 120   | Combo |
| <a href="#">PIA26-06630</a> | Quad Series 30" Dual Row Light Bar | 180   | Spot  |
| <a href="#">PIA26-06130</a> | Quad Series 30" Dual Row Light Bar | 180   | Combo |

## Replacement Headlight Upgrade Bulbs Xtreme White Plus



Xtreme White Plus are whiter, brighter, and closer to the color of sunlight. Cool White 4000K. Sold in packs of two.

| Twin Pack                | Bulb Type | Wattage                     |
|--------------------------|-----------|-----------------------------|
| <a href="#">PIA17655</a> | H7        | 55w = 110w XTRA, 4000K      |
| <a href="#">PIA15211</a> | H11       | 55w = 110w XTRA, 4000K      |
| <a href="#">PIA19618</a> | H13       | 55/65w = 75/85w XTRA, 4000K |
| <a href="#">PIA19614</a> | 9004      | 45/65w = 95/120w, 4000K     |
| <a href="#">PIA19615</a> | 9005      | 60w = 120w, 4000K           |
| <a href="#">PIA19616</a> | 9006      | 51w = 115w, 4000K           |
| <a href="#">PIA19617</a> | 9007      | 55/65w = 110/120w, 4000K    |

## Xtreme White Hybrid Twin Pack Halogen Bulbs

These street legal halogen bulbs are DOT compliant. Pure White 3900K color for increased depth perception, more contrast and a brighter/whiter beam allowing the driver to see further down the road. Sold in twin packs. One-year warranty.



| Part No.                    | Description                            |
|-----------------------------|--|
| <a href="#">PIA23-10101</a> | H1 Xtreme White Hybrid Halogen Bulbs   |
| <a href="#">PIA23-10107</a> | H7 Xtreme White Hybrid Halogen Bulbs   |
| <a href="#">PIA23-10108</a> | H8 Xtreme White Hybrid Halogen Bulbs   |
| <a href="#">PIA23-10109</a> | H9 Xtreme White Hybrid Halogen Bulbs   |
| <a href="#">PIA23-10111</a> | H11 Xtreme White Hybrid Halogen Bulbs  |
| <a href="#">PIA23-10113</a> | H13 Xtreme White Hybrid Halogen Bulbs  |
| <a href="#">PIA23-10195</a> | 9005 Xtreme White Hybrid Halogen Bulbs |
| <a href="#">PIA23-10196</a> | 9006 Xtreme White Hybrid Halogen Bulbs |
| <a href="#">PIA23-10197</a> | 9007 Xtreme White Hybrid Halogen Bulbs |

## Platinum LED Light Bulbs **NEW!**

Engineered with anti-glare technology and adjustable beam design which allows for precise beam angle control. High-power 25-watt Z ES LED chips with Bright White 6000K color temperature produce maximum brightness and replicate daylight driving conditions. Check for clearance and fitment as these bulbs are larger than stock. Do not comply with FMVSS108 or CMVSS108 regulations. Not for use in low-voltage high/low-beam DRL applications. Sold in twin packs.



| Part No.                    | Description                  |
|-----------------------------|------------------------------|
| <a href="#">PIA26-17304</a> | Platinum H4 (9003) LED Bulbs |
| <a href="#">PIA26-17307</a> | Platinum H7 LED Bulbs        |
| <a href="#">PIA26-17308</a> | Platinum H8 LED Bulbs        |
| <a href="#">PIA26-17309</a> | Platinum H9 LED Bulbs        |
| <a href="#">PIA26-17311</a> | Platinum H11 LED Bulbs       |
| <a href="#">PIA26-17313</a> | Platinum H13 LED Bulbs       |
| <a href="#">PIA26-17316</a> | Platinum H16 LED Bulbs       |
| <a href="#">PIA26-17324</a> | Platinum PSX24 LED Bulbs     |
| <a href="#">PIA26-17392</a> | Platinum 9012 LED Bulbs      |
| <a href="#">PIA26-17395</a> | Platinum 9005 LED Bulbs      |
| <a href="#">PIA26-17396</a> | Platinum 9006 LED Bulbs      |
| <a href="#">PIA26-17397</a> | Platinum 9007 LED Bulbs      |

# PIAA

## G3 LED Bulbs **NEW!**

Upgraded G3 LED bulbs provide up to 50% more output than previous models and produce a wider viewing angle due to the addition of the CREE XP-L chips. This improved angle fills the light housing creating a sharp beam pattern with amplified coverage and distance with no dead spots. The plug-and-play G3's will fit perfectly into factory light sockets with no cutting, splicing, or soldering required. Manufactured with 6200K cool white color output to maximize output and contrast in dark conditions along with adjustable beam control to fine tune alignment for precise optical outputs. 5-year limited warranty. White 6200K color.



| Part No.                    | Description            |
|-----------------------------|------------------------|
| <a href="#">PIA26-17404</a> | G3 H4 (9003) LED Bulbs |
| <a href="#">PIA26-17407</a> | G3 H7 LED Bulbs        |
| <a href="#">PIA26-17408</a> | G3 H8 LED Bulbs        |
| <a href="#">PIA26-17409</a> | G3 H9 LED Bulbs        |
| <a href="#">PIA26-17411</a> | G3 H11 LED Bulbs       |
| <a href="#">PIA26-17413</a> | G3 H13 LED Bulbs       |
| <a href="#">PIA26-17416</a> | G3 H16 LED Bulbs       |
| <a href="#">PIA26-17492</a> | G3 9012 LED Bulbs      |
| <a href="#">PIA26-17495</a> | G3 9005 LED Bulbs      |
| <a href="#">PIA26-17496</a> | G3 9006 LED Bulbs      |

## Super Silicone Wiper Blades

Super Silicone Wiper Blades deliver whisper quiet movement as well as greater visibility and longer service intervals.

| Part No.                 | Description |
|--------------------------|-------------|
| <a href="#">PIA95040</a> | 16"         |
| <a href="#">PIA95045</a> | 18"         |
| <a href="#">PIA95048</a> | 19"         |
| <a href="#">PIA95050</a> | 20"         |
| <a href="#">PIA95055</a> | 22"         |
| <a href="#">PIA95060</a> | 24"         |
| <a href="#">PIA95065</a> | 26"         |



## Aero Vogue Wiper Blades

An industry-first design that optimizes contact pressure across the length of the blade, resulting in a clear, streak-free windshield.

| Part No.                 | Description |
|--------------------------|-------------|
| <a href="#">PIA96140</a> | 16"         |
| <a href="#">PIA96145</a> | 18"         |
| <a href="#">PIA96150</a> | 20"         |
| <a href="#">PIA96155</a> | 22"         |
| <a href="#">PIA96160</a> | 24"         |
| <a href="#">PIA96165</a> | 26"         |



## SI-Tech Wiper Blades

A modern frameless design that delivers all-season performance. The flat blade design eliminates snow and ice build-up, while being heat and ozone resistant.

| Part No.                 | Description |
|--------------------------|-------------|
| <a href="#">PIA97040</a> | 16"         |
| <a href="#">PIA97045</a> | 18"         |
| <a href="#">PIA97050</a> | 20"         |
| <a href="#">PIA97053</a> | 21"         |
| <a href="#">PIA97055</a> | 22"         |
| <a href="#">PIA97060</a> | 24"         |
| <a href="#">PIA97065</a> | 26"         |



## POWERTRAX®

### GM No-Slip Traction System PTX92-0788-3005

The Powertrax 12-bolt 8-7/8", 30-spline automatically directs power to provide full engine torque to both rear wheels, even when one has zero traction. Unwanted wheel slip is controlled, and transitions from equal torque distribution to differential action for making quiet and smooth turns. Installation is easy with step-by-step instructions supplied with each unit, and there is usually no need for any adjustment to the ring and pinion setup.

**Note:** Powertrax unit listed above is designed to install into "open" type differentials only. They are not designed to replace a locker or positraction unit.



### Powertrax Grip LOK **NEW!** **GRIP**<sub>LOK</sub>

Using automatic locking technology, this mechanically actuated differential is the strongest locking differential in the Powertrax lineup. Offers the ultimate in competition for street, strip, and off-road.

| Part No.                    | Description        |
|-----------------------------|--------------------|
| <a href="#">PTXLK109028</a> | Ford 9", 28-Spline |
| <a href="#">PTXLK109031</a> | Ford 9", 31-Spline |



### Powertrax Grip LS **NEW!** **GRIP**<sub>LS</sub>

This clutch-type differential is designed for the street performance market featuring carbon discs to provide traction on demand. The unit is housed in a forged steel case and the design allows for reservicing and rebuilding the internal components.

| Part No.                    | Description  |
|-----------------------------|--|
| <a href="#">PTXLS108028</a> | Ford 8", 28-Spline                                     |
| <a href="#">PTXLS108831</a> | Ford 8.8", 31-Spline                                   |
| <a href="#">PTXLS109031</a> | Ford 9", 31-Spline                                     |
| <a href="#">PTXLS201028</a> | GM 10-Bolt 8.5", 28-Spline                             |
| <a href="#">PTXLS201030</a> | GM 10-Bolt 8.5", 30-Spline                             |
| <a href="#">PTXLS231230</a> | GM 12-Bolt 8.75", Car 30-Spline, 3.90 And Lower Ratio  |
| <a href="#">PTXLS241230</a> | GM 12-Bolt 8.75", Car 30-Spline, 4.10 And Higher Ratio |



### Powertrax Grip Pro **NEW!** **GRIP**<sub>PRO</sub>

This gear-driven limited slip differential offers progressive and variable traction based on throttle input. The unit is housed in a machined forged steel case and features six helical cut gears for strength and durability.

| Part No.                       | Description                            |
|--------------------------------|--|
| <a href="#">PTXGT108028</a>    | Ford 8", 28-Spline                     |
| <a href="#">PTXGT109028</a>    | Ford 9", 28-Spline                     |
| <a href="#">PTXGT109031</a>    | Ford 9", 31-Spline                     |
| <a href="#">PTXGT109035</a>    | Ford 9", 35-Spline                     |
| <a href="#">PTXGT109035-45</a> | Ford 9", 35-Spline, 45° Pressure Angle |
| <a href="#">PTXGT443027</a>    | Dana 30, 27-Spline, 3.73 And Higher    |
| <a href="#">PTXGT434430</a>    | Dana 44, 30-Spline, 3.72 And Lower     |



## OEM Bed Liner

Water-based, rubberized coating is ideal for protecting truck beds or any other steel, aluminum, fiberglass, or wood surfaces. OEM Bed Liner provides superior adhesion, resistance to impact, rust, and UV rays, while offering an attractive, semi-gloss black finish. Simply brush, roll or spray on and cleans up with soap and water. One gallon of product will cover a 6-ft. truck bed with two coatings.

| Part No.                 | Description                    |
|--------------------------|--------------------------------|
| <a href="#">POR49701</a> | OEM Bed Liner, 1 Gallon, Black |
| <a href="#">POR49704</a> | OEM Bed Liner, 1 Quart, Black  |



## Throttle Body Spacers

Developed to enhance mid-range power, torque, and fuel efficiency, the unique dyno-proven "Helix Bore" of the Poweraid® TBS causes a spinning action of the incoming air-charge as it passes through the throttle body. This extremely beneficial air-charge carries all the way into the combustion chamber, producing a super-atomized mixture, increasing mid-range power and overall efficiency. This is the key element to the horsepower success behind each Poweraid® TBS.



| Year             | Model          | Description                        | Part No.     |
|------------------|----------------|------------------------------------|--------------|
| <b>Cadillac</b>  |                |                                    |              |
| 2002-06          | Escalade       | 5.3L, 6.0L                         | ARA200-512-1 |
| 2007-14          | Escalade       | 6.0L, 6.2L                         | ARA200-617   |
| <b>Chevrolet</b> |                |                                    |              |
| 2002-06          | Avalanche      | All V8                             | ARA200-512-1 |
| 2007-13          | Avalanche      | 5.3L, 6.3L                         | ARA200-617   |
| 1996-04          | S-10 Blazer    | 4.3L                               | ARA200-580   |
| 1999-02          | Silverado      | 4.8L, 5.3L, 6.0L                   | ARA200-512-1 |
| 2003-06          | Silverado      | 4.8L, 5.3L, 6.0L                   | ARA200-512-1 |
| 2007-13          | Silverado 1500 | 4.3L V6, 4.8L, 5.3L, 6.0L, 6.2L V8 | ARA200-617   |
| 2001-07          | Silverado      | 8.1L                               | ARA200-512-1 |
| 2007-14          | Suburban       | 5.3L, 6.0L                         | ARA200-617   |
| 2003-06          | Suburban       | 5.3L, 6.0L                         | ARA200-512-1 |
| 2001-06          | Suburban       | 8.1L                               | ARA200-512-1 |
| 2001-06          | Suburban       | All V8                             | ARA200-512-1 |
| 2007-15          | Suburban, 2500 | 6.0L                               | ARA200-606   |
| 2015-18          | Suburban       | 5.3L V8 F/I - All                  | ARA200-543   |
| 1999-06          | Tahoe          | 4.8L, 5.3L                         | ARA200-512-1 |
| 2003-06          | Tahoe          | 4.8L, 5.3L                         | ARA200-512-1 |
| 2007-14          | Tahoe          | 4.8L, 5.3L, 6.0L, 6.2L             | ARA200-617   |
| 2015-19          | Tahoe          | 5.3L, V8 F/I - All                 | ARA200-543   |
| 2005-08          | Trailblazer    | 5.3L                               | ARA200-606   |
| 2009             | Trailblazer    | 6.0L V8                            | ARA200-617   |
| <b>Dodge</b>     |                |                                    |              |
| 1997-03          | Durango        | 3.9L, 5.2L, 5.9L                   | ARA300-570   |
| 2009-19          | Ram            | 5.7L, 6.4L                         | ARA300-631-1 |

| Year        | Model            | Description            | Part No.     |
|-------------|------------------|------------------------|--------------|
| <b>Ford</b> |                  |                        |              |
| 2005-14     | Expedition       | 5.4L                   | ARA400-531   |
| 2004-10     | F150             | 5.4L                   | ARA400-531   |
| 2011-18     | F150             | 5.0L                   | ARA450-638   |
| 2011-14     | F150             | 3.7L                   | ARA450-636   |
| 2005-10     | Super Duty       | 5.4L                   | ARA400-531   |
| <b>GMC</b>  |                  |                        |              |
| 1996-04     | S-15 Jimmy       | 4.3L                   | ARA200-580   |
| 1996-04     | S-15 Jimmy       | 4.3L                   | ARA200-580   |
| 1996-04     | S-15 Sonoma      | 4.3L                   | ARA200-580   |
| 1999-06     | Sierra 1500      | 4.8L, 5.3L, 6.0L       | ARA200-512-1 |
| 2003-06     | Sierra 1500      | 4.8L, 5.3L             | ARA200-512-1 |
| 2001-07     | Sierra           | 8.1L HD                | ARA200-512-1 |
| 2007        | Sierra 1500      | 4.8L, 5.3L, 6.0L, 6.2L | ARA200-617   |
| 2007-15     | Sierra 2500      | 6.0L V8                | ARA200-606   |
| 2014-18     | Sierra 1500      | 5.3L V8 F/I-All        | ARA200-543   |
| 1999-06     | Yukon            | 4.8L, 5.3L, 6.0L       | ARA200-512-1 |
| 2003-06     | Yukon            | 4.8L, 5.3L, 6.0L       | ARA200-512-1 |
| 2007-13     | Yukon, XL        | 4.8L, 5.3L, 6.0L       | ARA200-617   |
| 2007-13     | Yukon Denali, XL | 6.2L                   | ARA200-617   |
| 2014-18     | Yukon            | 5.3L V8 F/I-All        | ARA200-543   |
| <b>Jeep</b> |                  |                        |              |
| 2007-11     | JK               | 3.8L                   | ARA310-616   |
| 2012-18     | JK               | 3.6L                   | ARA300-637   |



## Diesel Ultra-Duty Starters

Upgrade your existing starter's performance with Powermaster's Diesel Ultra-Duty Starters. These starters are able to turn over the most aggressive diesel engines in the harshest of environments with 250 lbs.ft. of torque, 3.8:1 of gear reduction, 2.7 Kw and 3.6 HP.



| Part No.                  | Description                                     |
|---------------------------|---|
| <b>Chevy / GMC Diesel</b> |   |
| PWM9052                   | 1982-2002 1500-3500, 6.2L, 6.5L                 |
| <b>Ford Diesel</b>        |   |
| PWM9051                   | 1994-03 F250 - F350 7.3L Powerstroke            |
| PWM9059                   | 2003-07 F250-F350, 6.0L Powerstroke             |
| PWM9060                   | 2008-10 F250-F350, 6.4L Powerstroke             |
| PWM9059                   | 2004-08 E-350, 450 Super Duty, 6.0L Powerstroke |
| PWM9059                   | 2010 E-350, 6.0L Powerstroke                    |
| PWM9060                   | 2009 E-350, 6.0L Powerstroke                    |
| <b>Dodge Ram</b>          |   |
| PWM9058                   | 2008-10 Sterling Bullet, 5.9L, 6.7L Cummins     |

## Mastertorque Starter NEW!

The Powermax Mastertorque starter is an excellent choice for mild race or high performance street applications where heat soak is the main concern.



| Part No.           | Description                                  |
|--------------------|--|
| <b>Chevy / GMC</b> |  |
| PWM9609            | LS Truck 4.8/5.3/6.0/6.2L 168 Tooth          |
| <b>Ford</b>        |  |
| PWM9632            | Ford Modular Engine 4.6L/5.0L/5.4L/6.2L/6.8L |

## Powermax Original Look Starter NEW!

Powermaster Powermax original-look starters conform to the size and appearance of an OE starter but provide an upgrade performance output from modern technology. Recommended for engines with up to 10:1 compression ratios and deliver stronger, faster, more reliable starts.



| Part No.           | Description                     |
|--------------------|---------------------------------|
| <b>Chevy / GMC</b> |                                 |
| PWM9201            | GM LS Engine 4.8-6.2L 168 Tooth |
| <b>Ford</b>        |                                 |
| PWM9183            | Ford Modular Engine 4.6L-6.8L   |

## Powermax Plus Starter NEW! PWM9109

Powermaster's Powermax Plus Starters are designed for cranking power in engines with high compression. These Hitachi-style gear reduction starters feature a permanent magnet for high efficiency, easy indexing for simple installation, and a weight reduction over stock OEM starters.



| Part No.           | Description                            |
|--------------------|--|
| <b>Chevy / GMC</b> |  |
| PWM9109            | GM LS Engine 4.8-6.2L 168 Tooth        |
| <b>Ford</b>        |  |
| PWM9132            | Ford Modular Engine 4.6-6.8L 168 Tooth |

## Alternators

Powermaster offers a wide selection of alternators. All Powermaster alternators are 100% new and made in the USA. Every unit is dyno tested and comes with a proof-of-performance tag for that particular unit.

PWM48237



| Part No.           | Description                            | Finish  |
|--------------------|--|---------|
| <b>Chevy / GMC</b> |  |         |
| PWM48237           | 1996-2005 (All 4 Pin Reg.) 220/150 AMP | Natural |
| PWM8206            | All CS 130 D 120/95 AMP                | Natural |
| PWM48206           | All CS 130 D 165/100 AMP               | Natural |
| <b>Ford</b>        |  |         |
| PWM48315           | 2004-08 4.6L, 5.4L 200/130 AMP         | Natural |
| PWM47795           | 2002-04 6.8L 200/130 AMP               | Natural |
| <b>Mopar</b>       |  |         |
| PWM41576           | 2011-15 5.7L, 6.4L 245/180 AMP         | Natural |

Proforged chassis parts are designed for both trucks and SUVs. Advanced CAD designs combine with high-quality chrome moly steel construction to produce strong, precise components. The parts coverage is extensive, please call for additional applications.



## Ball Joints

Ball joints utilize forged SAE4140 steel for the ball stud and forged SAE1045 for the housings, a combination that yields incredible strength and toughness. Proforged ball joints are available for nearly every year, make, and model vehicle found on the road today.

| Part No.     | Moog # | Location    | Description  |
|--------------|--------|-------------|--|
| PFG101-10003 | K3134T | Front Upper | Dodge Ram 1500 (1994-2001), Dodge Ram 2500 (1994-1999), Jeep Cherokee (1984-2001), Jeep Comanche (1986-1992), Jeep Grand Cherokee (1993-2004), Jeep Grand Wagoneer (1993), Jeep TJ (1997-2006), Jeep Wagoneer (1984-1990), Jeep Wrangler (1987-1995,1997-2010)   |
| PFG101-10053 | K6292  | Front Upper | Cadillac Escalade (1999-2000), Chevrolet Astro (1990-2005), Chevrolet Blazer (1992-1994), Chevrolet C1500 (1988-1999), Chevrolet C1500 Suburban (1992-1999), Chevrolet C2500 (1988-2000), Chevrolet Express 1500 (1996-2002), Chevrolet Express 2500 (1996-2002), Chevrolet K1500 (1988-1999), Chevrolet K1500 Suburban (1992-1999), Chevrolet K2500 (1988-1996), Chevrolet Tahoe (1995-2000), GMC C1500 (1988-1999), GMC C1500 Suburban (1992-1999), GMC C2500 (1988-2000), GMC K1500 (1988-1999), GMC K1500 Suburban (1992-1999), GMC K2500 (1988-1996), GMC Safari (1990-2005), GMC Savana 1500 (1996-2002), GMC Savana 2500 (1996-2002), GMC Yukon (1992-1999) |
| PFG101-10073 | K6541  | Front Lower | Cadillac Escalade (2002-2006), Chevrolet Avalanche 1500 (2002-2006), Chevrolet Express 1500 (2003-2011), Chevrolet Express 2500 (2003-2005), Chevrolet Silverado 1500 (1999-2006), Chevrolet Suburban 1500 (2000-2006), Chevrolet Tahoe (2000-2006), GMC Savana 1500 (2003-2011), GMC Savana 2500 (2003-2005), GMC Sierra 1500 (1999-2006), GMC Yukon (2000-2006), GMC Yukon XL 1500 (2000-2006)   |
| PFG101-10122 | K7450  | Rear Upper  | Jeep Grand Cherokee (1999-2004)  |
| PFG101-10123 | K7460  | Front Upper | Dodge Ram 1500 (2006-2008), Dodge Ram 2500 (2003-2010), Dodge Ram 3500 (2003-2010), Ram 2500 (2011-2012), Ram 3500 (2011-2012)   |
| PFG101-10124 | K7465  | Front Lower | Dodge Ram 1500 (2006-2008), Dodge Ram 2500 (2003-2010), Dodge Ram 3500 (2003-2010), Ram 1500 (2012), Ram 2500 (2011-2012), Ram 3500 (2011-2012)  |
| PFG101-10133 | K80012 | Front Upper | Ford Explorer (1995-2001), Ford Explorer Sport Trac (2001-2004), Ford Ranger (1998-2011), Mazda B2500 (1999,2001), Mazda B3000 (1998-2007), Mazda B4000 (1998-2009), Mercury Mountaineer (1997-2001)   |
| PFG101-10135 | K80026 | Front Upper | Dodge Ram 2500 (1994-1999), Dodge Ram 3500 (1994-1999), Ford Bronco (1980-1996), Ford Excursion (2000-2005), Ford F-150 (1980-1996), Ford F-250 (1980-1997), Ford F-250 Super Duty (1999-2012), Ford F-350 (1980-1985,1992-1997), Ford F-350 Super Duty (1999-2012), Ford F-450 Super Duty (1999-2004), Ford F-550 Super Duty (1999-2004)  |
| PFG101-10181 | K8607T | Front Lower | Dodge Ram 2500 (1994-1999), Dodge Ram 3500 (1994-1999), Ford Excursion (2000-2005), Ford F-250 Super Duty (1999-2012), Ford F-350 (1992-1997), Ford F-350 Super Duty (1999-2012), Ford F-450 Super Duty (1999-2004), Ford F-550 Super Duty (1999-2004)   |
| PFG101-10196 | K8695T | Front Lower | Ford Expedition (1997-2002), Ford Explorer (1995-2005), Ford Explorer Sport Trac (2001-2005), Ford F-150 (1997-2003), Ford F-150 Heritage (2004), Ford F-250 (1997-1999), Ford Ranger (1998-2001), Lincoln Blackwood (2002), Lincoln Navigator (1998-2002), Mazda B2500 (1999, 2001), Mazda B3000 (1998-2001), Mazda B4000 (1998-2001), Mercury Mountaineer (1997-2005)  |

## Idler Arms

Idler Arms are built to strict tolerances using the latest innovations in steering technology, ensuring crisp, predictable handling while increasing longevity and durability.



| Part No.     | Moog Part No. | Location                         | Description   |
|--------------|---------------|----------------------------------|---|
| PFG102-10026 | K6447         | Front Idler Arm                  | Cadillac Escalade (1999-2000), Chevrolet Blazer (1993-1994), Chevrolet C1500 (1993-1999), Chevrolet C1500 Suburban (1993-1999), Chevrolet C2500 (1993-2000), Chevrolet C2500 Suburban (1993-1999), Chevrolet C3500 (1993-2000), Chevrolet K1500 (1993-1999), Chevrolet K1500 Suburban (1993-1999), Chevrolet K2500 (1993-2000), Chevrolet K2500 Suburban (1993-1999), Chevrolet K3500 (1993-2000), Chevrolet Tahoe (1995-2000), GMC C1500 (1993-1999), GMC C1500 Suburban (1993-1999), GMC C2500 (1993-2000), GMC C2500 Suburban (1993-1999), GMC C3500 (1993-2000), GMC K1500 (1993-1999), GMC K1500 Suburban (1993-1999), GMC K2500 (1993-2000), GMC K2500 Suburban (1993-1999), GMC K3500 (1993-2000), GMC Yukon (1992-1999)   |
| PFG102-10029 | K6722         | Front Idler Arm Bracket Assembly | Cadillac Escalade (1999-2000), Chevrolet Blazer (1993-1998), Chevrolet C1500 (1993-1999), Chevrolet C1500 Suburban (1993-1999), Chevrolet C2500 (1993-2000), Chevrolet C2500 Suburban (1993-1999), Chevrolet C3500 (1993-2000), Chevrolet K1500 (1993-1999), Chevrolet K1500 Suburban (1993-1999), Chevrolet K2500 (1993-2000), Chevrolet K2500 Suburban (1993-1999), Chevrolet K3500 (1993-2000), Chevrolet Tahoe (1995-2000), GMC C1500 (1993-1999), GMC C1500 Suburban (1993-1999), GMC C2500 (1993-2000), GMC C2500 Suburban (1993-1999), GMC C3500 (1993-2000), GMC K1500 (1993-1999), GMC K1500 Suburban (1993-1999), GMC K2500 (1993-2000), GMC K2500 Suburban (1993-1999), GMC K3500 (1993-2000), GMC Yukon (1993-1999)   |
| PFG102-10031 | K6534         | Front Idler Arm                  | Cadillac Escalade (2002-2006), Chevrolet Avalanche 1500 (2002-2006), Chevrolet Express 2500 (2003-2011), Chevrolet Express 3500 (2003-2011), Chevrolet Express 4500 (2009-2011), Chevrolet Silverado 1500 (1999-2006), Chevrolet Suburban 1500 (2000-2006), Chevrolet Tahoe (2000-2006), GMC Savana 2500 (2003-2011), GMC Savana 3500 (2003-2011), GMC Savana 4500 (2009-2011), GMC Sierra 1500 (1999-2006), GMC Yukon (2000-2006), GMC Yukon XL 1500 (2000-2006)   |
| PFG102-10033 | K6723         | Front Idler Arm Bracket Assembly | Cadillac Escalade (2002-2006), Chevrolet Avalanche 1500 (2002-2006), Chevrolet Avalanche 2500 (2002-2006), Chevrolet Express 2500 (2003-2011), Chevrolet Express 3500 (2003-2011), Chevrolet Express 4500 (2009-2011), Chevrolet Silverado 1500 (1999-2006), Chevrolet Silverado 1500 HD (2001-2003,2005-2006), Chevrolet Silverado 2500 (1999-2004), Chevrolet Silverado 2500 HD (2001-2010), Chevrolet Silverado 3500 (2001-2007), Chevrolet Silverado 3500 HD (2007-2010), Chevrolet Suburban 1500 (2000-2006), Chevrolet Suburban 2500 (2000-2011), Chevrolet Tahoe (2000-2006), GMC Savana 2500 (2003-2011), GMC Savana 3500 (2003-2011), GMC Savana 4500 (2009-2011), GMC Sierra 1500 (1999-2006), GMC Sierra 1500 HD (2001-2003,2005-2006), GMC Sierra 2500 (1999-2004), GMC Sierra 2500 HD (2001-2010), GMC Sierra 3500 (2001-2006), GMC Sierra 3500 HD (2007-2010), GMC Yukon (2000-2006), GMC Yukon XL 1500 (2000-2006), GMC Yukon XL 2500 (2000-2011), Hummer H2 (2003-2009) |

## Pitman Arms

Proforged Pitman Arms are built to strict tolerances using the latest innovations in steering technology, ensuring crisp, predictable handling while increasing longevity and durability.



| Part No.     | Moog Part No. | Location         | Description   |
|--------------|---------------|------------------|---|
| PFG103-10014 | K6654         | Front Pitman Arm | Cadillac Escalade (2002-2006), Chevrolet Avalanche 2500 (2002-2006), Chevrolet Express 2500 (2003-2011), Chevrolet Express 3500 (2003-2011), Chevrolet Express 4500 (2009-2011), Chevrolet Silverado 1500 (2001-2006), Chevrolet Silverado 1500 HD (2001-2003, 2005-2006), Chevrolet Silverado 2500 (2001-2004), Chevrolet Silverado 2500 HD (2001-2010), Chevrolet Silverado 3500 (2001-2007), Chevrolet Silverado 3500 HD (2007-2010), Chevrolet Suburban 2500 (2001-2011), GMC Savana 2500 (2003-2011), GMC Savana 3500 (2003-2011), GMC Savana 4500 (2009-2011), GMC Sierra 1500 (1999-2006), GMC Sierra 1500 HD (2001-2003, 2005-2006), GMC Sierra 2500 (2001-2004), GMC Sierra 2500 HD (2001-2010), GMC Sierra 3500 (2001-2006), GMC Sierra 3500 HD (2007-2010), GMC Yukon XL 2500 (2001-2011), Hummer H2 (2003-2009) |

## Tie Rod Ends

Designed to withstand the rigors of performance truck applications, Proforged replacement Tie Rod Ends feature an improved design and are available for nearly every year, make, and model vehicle found on the road today.



| Part No.     | Moog Part No. | Location                           | Description  |
|--------------|---------------|------------------------------------|--|
| PFG104-10031 | ES2078LT      | Front Outer Tie Rod End            | Dodge Ram 1500 (1994-1999), Dodge Ram 2500 (1994-1999), Dodge Ram 3500 (1994-1999)   |
| PFG104-10097 | ES2836RL      | Front Outer Tie Rod End            | Cadillac Escalade (1999-2000), Chevrolet Blazer (1992-1994), Chevrolet C1500 (1988-1999), Chevrolet C1500 Suburban (1992-1999), Chevrolet C2500 (1988-2000), Chevrolet C2500 Suburban (1992-1999), Chevrolet C3500 (1988-2000), Chevrolet Express 1500 (1996-2002), Chevrolet Express 2500 (1996-2002), Chevrolet Express 3500 (1996-2002), Chevrolet K1500 (1988-1999), Chevrolet K1500 Suburban (1992-1999), Chevrolet K2500 (1988-2000), Chevrolet K2500 Suburban (1992-1999), Chevrolet K3500 (1988-2000), Chevrolet Tahoe (1995-2000), GMC C1500 (1988-1999), GMC C1500 Suburban (1992-1999), GMC C2500 (1988-2000), GMC C2500 Suburban (1992-1999), GMC C3500 (1988-2000), GMC K1500 (1988-1999), GMC K1500 Suburban (1992-1999), GMC K2500 (1988-2000), GMC K2500 Suburban (1992-1999), GMC K3500 (1988-2000), GMC Savana 1500 (1996-2002), GMC Savana 2500 (1996-2002), GMC Savana 3500 (1996-2002), GMC Yukon (1992-1999) |
| PFG104-10099 | ES2838RL      | Front Inner Tie Rod End            | Cadillac Escalade (1999-2000), Chevrolet Astro (1990-2005), Chevrolet Blazer (1992-1994), Chevrolet K1500 (1988-1999), Chevrolet K1500 Suburban (1992-1999), Chevrolet K2500 (1988-2000), Chevrolet K2500 Suburban (1992-1999), Chevrolet K3500 (1988-2000), Chevrolet Tahoe (1995-2000), GMC K1500 (1988-1999), GMC K1500 Suburban (1992-1999), GMC K2500 (1988-2000), GMC K2500 Suburban (1992-1999), GMC K3500 (1988-2000), GMC Safari (1990-2005), GMC Yukon (1992-1999)   |
| PFG104-10145 | ES3171RLT     | Front Inner Tie Rod End            | Dodge Ram 1500 (1994-1999), Dodge Ram 2500 (1994-1999), Dodge Ram 3500 (1994-1999)   |
| PFG104-10227 | ES3427T       | Front Left Inner Tie Rod End       | Ford Excursion (2000-2005), Ford F-250 Super Duty (1999-2004), Ford F-350 Super Duty (1999-2004), Ford F-450 Super Duty (1999-2002), Ford F-550 Super Duty (1999-2002)   |
| PFG104-10249 | ES3488        | Front Inner Tie Rod End            | Cadillac Escalade (2002-2006), Chevrolet Avalanche 1500 (2002-2006), Chevrolet Avalanche 2500 (2002-2006), Chevrolet Silverado 1500 (1999-2006), Chevrolet Silverado 1500 HD (2001-2003, 2005-2006), Chevrolet Silverado 2500 (1999-2004), Chevrolet Silverado 2500 HD (2001-2010), Chevrolet Silverado 3500 (2001-2007), Chevrolet Silverado 3500 HD (2007-2010), Chevrolet Suburban 1500 (2000-2006), Chevrolet Suburban 2500 (2000-2011), Chevrolet Tahoe (2000-2006), GMC Sierra 1500 (1999-2006), GMC Sierra 1500 HD (2001-2003, 2005-2006), GMC Sierra 2500 (1999-2004), GMC Sierra 2500 HD (2001-2010), GMC Sierra 3500 (2001-2006), GMC Sierra 3500 HD (2007-2010), GMC Yukon (2000-2006), GMC Yukon XL 1500 (2000-2006), GMC Yukon XL 2500 (2000-2011), Hummer H2 (2003-2007)   |
| PFG104-10255 | ES3493T       | Front Outer Tie Rod End            | Cadillac Escalade (2002-2006), Chevrolet Avalanche 1500 (2002-2006), Chevrolet Silverado 1500 (1999-2006), Chevrolet Silverado 2500 (1999-2000), Chevrolet Suburban 1500 (2000-2006), Chevrolet Suburban 2500 (2000), Chevrolet Tahoe (2000-2006), GMC Sierra 1500 (1999-2006), GMC Sierra 2500 (1999-2000), GMC Yukon (2000-2006), GMC Yukon XL 1500 (2000-2006), GMC Yukon XL 2500 (2000)  |
| PFG104-10280 | ES3546        | Front Left Outer Tie Rod End       | Toyota Tacoma (1995-2004)  |
| PFG104-10555 | EV800084      | Front Inner Tie Rod End            | Cadillac Escalade (2007-2011), Chevrolet Avalanche (2007-2011), Chevrolet Silverado 1500 (2007-2011), Chevrolet Suburban 1500 (2007-2011), Chevrolet Tahoe (2007-2011), GMC Sierra 1500 (2007-2011), GMC Yukon (2007-2011), GMC Yukon XL 1500 (2007-2011)  |
| PFG104-10601 | ES80895       | Front Outer Tie Rod End            | Toyota Tacoma (2005-2012)  |
| PFG104-10740 | EV800482      | Front Inner Tie Rod End            | Toyota FJ Cruiser (2007-2009)  |
| PFG105-10004 | ES2004S       | Left Tie Rod End Adjusting Sleeve  | Jeep CJ5 (1972-1983), Jeep CJ6 (1972-1975), Jeep CJ7 (1976-1986), Jeep J-100 (1968-1971), Jeep Scrambler (1981-1985), Jeep Wagoneer (1965-1967, 1972-1973)   |
| PFG105-10005 | ES2012S       | Front Tie Rod End Adjusting Sleeve | Dodge Ram 1500 (1994-2001, 2006-2008), Dodge Ram 2500 (1994-2008), Dodge Ram 3500 (1994-1997, 2000-2008), Ford E-150 (2007-2013), Ford E-250 (2008-2013), Ford E-300 Econoline (1969-1974), Ford E-350 Super Duty (2008-2013), Ford E-450 Super Duty (2008-2012), Ford F-100 (1975)  |

## Track Bars

Track Bars are great stock replacements for your worn-out factory originals. Proforged rigorously checks for material hardness, pullout strength, roundness, and fit tolerances in each of their track bars to provide increased longevity and durability, even in the most demanding conditions.



| Part No.     | Moog Part No. | Location        | Description   |
|--------------|---------------|-----------------|---|
| PFG106-10030 | DS1235        | Front Track Bar | Jeep Cherokee (1991-2001), Jeep Comanche (1991-1992), Jeep Grand Cherokee (1993-1998), Jeep Grand Wagoneer (1993), Jeep TJ (1997-2006), Jeep Wrangler (1997-2006) |
| PFG106-10044 | DS1413        | Front Track Bar | Dodge Ram 1500 (1994-2002), Dodge Ram 2500 (1994-2002), Dodge Ram 3500 (1994-2002)  |

## Sway Bar End Links

Proforged manufactures a full line of replacement Sway Bar End Links for nearly every application. Built to OE specifications from high-quality materials, these durable, great-looking items are the perfect finishing touch to any suspension rebuild.



| Part No.     | Moog Part No. | Location                      | Description  |
|--------------|---------------|-------------------------------|--|
| PFG113-10006 | K3197         | Front Sway Bar End Link       | Jeep TJ (1997-2006), Jeep Wrangler (1997-2006)   |
| PFG113-10007 | K3201         | Front Sway Bar End Link       | Jeep Grand Cherokee (1999-2004)  |
| PFG113-10031 | K7275         | Front Sway Bar End Link       | Dodge Ram 1500 (1994-2001), Dodge Ram 2500 (1994-2002), Dodge Ram 3500 (1994-2002), Ford Explorer (1995-2010), Ford Explorer Sport Trac (2001-2005, 2007-2010), Ford Ranger (1998-2011), Mazda B2300 (2001-2010), Mazda B2500 (1998-2001), Mazda B3000 (1998-2008), Mazda B4000 (1998-2010), Mercury Mountaineer (1997-2010)   |
| PFG113-10040 | K7371         | Rear Sway Bar End Link        | Dodge Durango (1998-2003), Dodge Ram 2500 (1995-2002), Dodge Ram 3500 (1995-2002)  |
| PFG113-10048 | K80033        | Rear Sway Bar End Link        | Ford Explorer (2002-2005), Lincoln Aviator (2003-2005), Mercury Mountaineer (2002-2005)  |
| PFG113-10056 | K80244        | Rear Sway Bar End Link        | Dodge Dakota (1997-2004), Jeep TJ (1997-2006), Jeep Wrangler (1997-2006)   |
| PFG113-10079 | K8772         | Front Sway Bar End Link       | Ford Expedition (1997-2002), Ford F-150 (1997-2003), Ford F-150 Heritage (2004), Ford F-250 (1997-1999), Lincoln Blackwood (2002), Lincoln Navigator (1998-2002)   |
| PFG113-10085 | K80631        | Front Sway Bar End Link       | Cadillac Escalade (1999-2000, 2002-2006), Chevrolet Astro (1990-2005), Chevrolet Avalanche 1500 (2002-2006), Chevrolet Avalanche 2500 (2002-2006), Chevrolet Blazer (1992-1994), Chevrolet K1500 (1988-1999), Chevrolet K1500 Suburban (1992-1999), Chevrolet K2500 (1988-2000), Chevrolet K2500 Suburban (1992-1999), Chevrolet K3500 (1988-2000), Chevrolet Silverado 1500 (1999-2006), Chevrolet Silverado 1500 HD (2001-2003, 2005-2006), Chevrolet Silverado 2500 (1999-2004), Chevrolet Silverado 2500 HD (2001-2011), Chevrolet Silverado 3500 (2003-2007), Chevrolet Silverado 3500 HD (2007-2011), Chevrolet Suburban 1500 (2000-2006), Chevrolet Suburban 2500 (2000-2011), Chevrolet Tahoe (1995-2006), GMC K1500 (1988-1999), GMC K1500 Suburban (1992-1999), GMC K2500 (1988-2000), GMC K2500 Suburban (1992-1999), GMC K3500 (1988-2000), GMC Safari (1990-2005), GMC Sierra 1500 (1999-2006), GMC Sierra 1500 HD (2001-2003, 2005-2006), GMC Sierra 2500 (1999-2004), GMC Sierra 2500 HD (2001-2011), GMC Sierra 3500 (2001-2006), GMC Sierra 3500 HD (2007-2011), GMC Yukon (1992-2006), GMC Yukon XL 1500 (2000-2006), GMC Yukon XL 2500 (2000-2011), Hummer H2 (2003-2009) |
| PFG113-10149 | K6700         | Rear Sway Bar End Link        | Cadillac Escalade (2002-2012), Chevrolet Avalanche (2007-2012), Chevrolet Avalanche 1500 (2002-2006), Chevrolet Suburban 1500 (2000-2012), Chevrolet Suburban 2500 (2000-2001), Chevrolet Tahoe (2000-2012), GMC Yukon (2000-2012), GMC Yukon XL 1500 (2000-2012), GMC Yukon XL 2500 (2000-2001), Hummer H2 (2003-2009), Jeep Wrangler (2007-2012)   |
| PFG113-10165 | K80296        | Front Sway Bar End Link       | Ford Escape (2005-2012), Mazda Tribute (2005-2006, 2008-2011), Mercury Mariner (2005-2011), Mitsubishi Eclipse (2006-2011), Mitsubishi Endeavor (2004-2008, 2010-2011), Mitsubishi Galant (2004-2012), Toyota RAV4 (2001-2005)   |
| PFG113-10179 | K80596        | Front Sway Bar End Link       | Toyota Tacoma (1995-2003)  |
| PFG113-10186 | K80885        | Front Sway Bar End Link       | Dodge Ram 2500 (2003-2005), Dodge Ram 3500 (2003-2005)   |
| PFG113-10218 | K7422         | Front Sway Bar End Link       | Dodge Ram 1500 (2002-2005)   |
| PFG113-10267 | K80279        | Front Sway Bar End Link       | Ford F-150 (2004-2005)   |
| PFG113-10272 | K80337        | Front Sway Bar End Link       | Ford F-150 (2005-2008), Lincoln Mark LT (2006-2008)  |
| PFG113-10315 | K80894        | Front Sway Bar End Link       | Dodge Ram 1500 (2006-2010), Ram 1500 (2011-2012)   |
| PFG113-10394 | K80273        | Front Right Sway Bar End Link | Ford Excursion (2000-2005), Ford F-250 Super Duty (2000-2004), Ford F-350 Super Duty (2000-2004), Ford F-450 Super Duty (2000-2004), Ford F-550 Super Duty (2000-2004)   |
| PFG113-10487 | K750159       | Front Sway Bar End Link       | Ford Edge (2007-2012), Lincoln MKX (2007-2012)   |





## LS Slant Edge Covers



These new valve covers are taller than stock valve covers and can accommodate a wide variety of large valve train applications. Fits GM LS engines only.

| Part No.   | Description                         |
|------------|-------------------------------------|
| PFM141-261 | Chevy Orange, Raised Emblem         |
| PFM141-262 | Black Crinkle, Raised Emblem        |
| PFM141-263 | Cast Gray, Raised Emblem            |
| PFM141-264 | Polished, Recessed Red/Black Emblem |
| PFM141-265 | Chromed, Recessed Red/Black Emblem  |
| PFM141-266 | Polished, No Emblem                 |
| PFM141-257 | Chevy Orange, Raised LSX Emblem     |

## Integrated Coil Brackets

What to do with those pesky coils in such a confined space. A unique rail mounting system attaches to the threaded holes on the valve cover, and the individual coils attach to the rail so they can be mounted in multiple positions. All necessary hardware included.



| Part No. | Description                             |
|----------|---|
| PFM69520 | Coil Bracket For LS 1 Style Coils       |
| PFM69521 | Coil Bracket For LS 3 And 7 Style Coils |

## Coil Relocation Extension Cords

If you're thinking of relocating your LS ignition coils somewhere out of sight, then you'll need at least one of these extension cords because you'll have to relocate the wiring harness also. Includes authentic Delphi connectors and is built and tested to withstand life in the engine compartment. Sold as individual cords.



| Part No. | Description        |
|----------|--------------------|
| PFM69526 | 46" Extension Cord |

## Adjustable Billet Timing Tab With Built-in LED Timing Light

Has a built-in, self-powered LED timing light, eliminating a separate timing light or car battery hookup. Permanently mounted, the hands-free design allows one person to set timing!



| Part No.     | Description     |
|--------------|-----------------|
| <b>Chevy</b> |                 |
| PFM67275C    | Small Block, 7" |
| PFM67279C    | Big Block, 7"   |

## Wedge-Locking Header Bolts

Put an end to loose header bolts, once and for all. Wedge-Locking header bolts incorporate specialized, super-hardened washers with external teeth that grip and secure the bottom of the bolt head to the surface of the header. Fasteners require no special locks; simply torque to 28+ ft-lbs.. Fasteners may be removed in the normal manner with a wrench, lubricated, and reused.



| Part No. | Description   |
|----------|---|
| PFM66751 | Wedge-Locking Header Bolts, 3/4"L. X 3/8", 12 Pcs.                |
| PFM66752 | Wedge-Locking Header Bolts, 3/4"L. X 3/8", 16 Pcs.                |
| PFM66753 | Wedge-Locking Header Bolts, 1"L. X 3/8", 12 Pcs.                  |
| PFM66754 | LS Engines, Nickel Plated .984 Long x 8mm Thread, 12 Pcs.         |
| PFM66756 | Universal Application, Black Oxide 1" Long x 3/8" Thread, 16 Pcs. |

## Socket Assist PFM67575

Use Socket Assist and an open end or box wrench, or 12-point socket to turn fasteners in areas with no clearance for a ratchet. Includes set of three (1/4" x 1/4", 1/4" x 3/8", and 3/8" x 3/8").



## No-Mess Funnel PFM68068

The funnel's patented "ball-n-hook" design stops flow and keeps excess fluid inside the funnel.

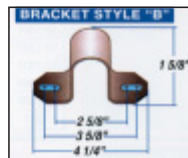


## Universal Sway Bar Bushings

Universal black sway bar bushing sets deliver superior handling. Sold in pairs with matching heavy-duty brackets. Black only.



| Part No.                 | Description          |
|--------------------------|----------------------|
| <b>Bracket Style "B"</b> |                      |
| PTN19-1136BL             | 1-1/8" Sway Bar Dia. |
| PTN19-1137BL             | 1-1/4" Sway Bar Dia. |



## End Link Bushing Kits

Bushing kits include 8 bushings and washers, two each of end link spacers, bolts, and nuts. Black only.

| Part No.    | Description     |
|-------------|-----------------|
| PTN19-405BL | 3-1/4" Long Kit |
| PTN19-406BL | 3-1/2" Long Kit |
| PTN19-408BL | 4-1/4" Long Kit |
| PTN19-409BL | 4-1/2" Long Kit |



**Note:** To determine the proper length end link kit required, make sure that the sway bar ends are parallel to the control arms prior to measuring. Then measure the distance from the sway bar to the control arm.

## Chevrolet Engine Mounts


Durable urethane engine mounts for early Chevy engines limit unwanted movement and control torque for a quicker and better handling vehicle. Prothane mounts are strong and tough, but without the vibration of solid steel mounts. Sold in pairs.



| Description                          | Black      | Red      |
|--------------------------------------|------------|----------|
| "Short and Wide" Engine Mount        | PTN7-504BL | PTN7-504 |
| Small Clam Shell Engine Mount Insert | PTN7-506BL | —        |

## GM Transmission Mount

Prothane's universal GM transmission mount controls drivetrain twist and fits most rear-wheel-drive, V8-powered vehicles.



| Black       | Red       |
|-------------|-----------|
| PTN7-1604BL | PTN7-1604 |

## End Link Bushings Only PTN19-426BL

Use end link bushings where replacement of original hardware isn't necessary. Bushings are available in black only. 3/4" x 1-1/4" OD Pack of 4.





| Model  | Year    | Axle Pivot | Body Mounts | "C" Bushings | C-Arm Front | C-Arm Rear | Spring Pads | Spring/Shackle Front | Spring/Shackle Rear | Strut Arm/Rod | Sway Bar Bushings | Sway Bar End Links | Tie Rod Boots | Torque Arm | Track Arm Front | Track Arm Rear | Trans. Mount |
|--|---------|------------|-------------|--------------|-------------|------------|-------------|----------------------|---------------------|---------------|-------------------|--------------------|---------------|------------|-----------------|----------------|--------------|
| <b>Chevrolet</b>                             |         |            |             |              |             |            |             |                      |                     |               |                   |                    |               |            |                 |                |              |
| Full Size 2WD, 1500 (All Cabs)               | 1999-06 |            | X           |              | X           |            |             | X                    |                     | X             | X                 |                    |               |            |                 |                |              |
| Full Size 2WD, 2500HD (All Cabs)             | 2001-06 |            | X           |              | X           |            |             | X                    |                     |               |                   |                    |               |            |                 |                |              |
| Full Size 4WD, 2500HD (All Cabs)             | 2001-06 |            | X           |              | X           |            |             | X                    |                     |               |                   |                    |               |            |                 |                |              |
| Full Size 2WD                                | 1988-98 |            | X           |              |             |            |             | X                    |                     | X             | X                 | X                  |               |            |                 |                | X            |
| Full Size 4WD (Std. & Xtra Cab)              | 1988-98 |            | X           |              |             |            |             | X                    |                     |               |                   |                    |               |            |                 |                |              |
| S10 Pickup 2WD Std. Cab                      | 1982-04 |            | X           |              | X           |            |             | X                    |                     |               |                   |                    |               |            |                 |                |              |
| S10 Pickup 2WD Xtra Cab                      | 1982-04 |            | X           |              | X           |            |             | X                    |                     |               |                   |                    | X             |            |                 |                |              |
| S10 Pickup 4WD Std. Cab                      | 1983-04 |            | X           | X            |             | X          |             |                      | X                   |               |                   |                    |               | X          | X               | X              |              |
| Tahoe/Yukon 2WD                              | 1996-99 | X          | X           | X            |             |            |             |                      |                     | X             |                   |                    |               | X          | X               | X              | X            |
| <b>Dodge</b>                                 |         |            |             |              |             |            |             |                      |                     |               |                   |                    |               |            |                 |                |              |
| Dakota 2WD                                   | 1987-96 |            | X           | X            |             |            |             |                      |                     | X             |                   |                    |               | X          | X               |                |              |
| Ram 2WD                                      | 1994-01 |            | X           | X            |             |            |             |                      |                     | X             |                   |                    |               | X          | X               |                |              |
| Ram 4WD                                      | 1994-01 |            | X           | X            |             |            |             |                      |                     | X             |                   |                    |               | X          | X               |                |              |
| <b>Ford</b>                                  |         |            |             |              |             |            |             |                      |                     |               |                   |                    |               |            |                 |                |              |
| Full Size 2WD F150 (All Cabs)                | 1997-03 |            | X           |              | X           |            |             | X                    |                     | X             | X                 |                    |               |            |                 |                |              |
| Full Size 4WD F150/F250LD (All Cabs)         | 1997-03 |            | X           |              | X           |            |             | X                    |                     | X             | X                 |                    |               |            |                 |                |              |
| Full Size 2WD F150                           | 1987-96 | X          | X           |              |             |            |             | X                    | X                   |               |                   |                    | X             |            |                 |                |              |
| Full Size 4WD F250                           | 1980-98 | X          | X           |              |             |            | X           | X                    |                     |               |                   |                    | X             |            |                 |                |              |
| Ranger 2WD Std. & Xtra Cab                   | 1983-97 | X          | X           |              |             |            |             | X                    | X                   |               |                   |                    | X             |            |                 |                |              |
| Ranger 4WD Std. & Xtra Cab                   | 1983-97 | X          | X           |              |             |            |             | X                    | X                   |               |                   |                    | X             |            |                 |                |              |
| <b>Jeep/Grand Cherokee/Cherokee/Wrangler</b> |         |            |             |              |             |            |             |                      |                     |               |                   |                    |               |            |                 |                |              |
| CJ5/CJ7 (with Trans. Mount)                  | 1974-75 |            | X           |              |             |            |             | X                    | X                   |               |                   |                    | X             |            |                 |                | X            |
| CJ5/CJ7 (with Trans Mount Order #1-2007)     | 1976-79 |            | X           |              |             |            |             | X                    | X                   |               | X                 | X                  | X             | X          |                 |                |              |
| CJ5/CJ7 (with Trans Mount Order #1-2008)     | 1980-86 |            | X           |              |             |            |             | X                    | X                   |               | X                 | X                  | X             | X          |                 |                |              |
| Jeep CJ8 Scrambler (with Trans. Mount)       | 1981-86 |            | X           |              |             |            |             | X                    | X                   |               | X                 | X                  | X             |            |                 |                | X            |
| Cherokee                                     | 1984-01 |            |             |              | X           |            |             |                      | X                   |               |                   |                    | X             |            | X               |                |              |
| Grand Cherokee                               | 1993-98 |            |             |              | X           | X          |             |                      |                     |               | X                 | X                  | X             |            | X               | X              |              |
| Wrangler YJ (with Trans Mount Order #1-2009) | 1987-96 |            | X           |              |             |            |             | X                    | X                   |               |                   |                    | X             |            | X               | X              |              |
| Wrangler TJ                                  | 1997-06 |            | X           |              | X           | X          | X           |                      |                     |               | X                 |                    |               |            | X               | X              |              |

### Diesel Truck Stacks

Finish off your new diesel truck stack kit with a Pypes polished stainless steel or black powder coated stack pipe. Sold individually.

| Part No.                | Description  |
|-------------------------|--|
| <b>Angled Top Stack</b> |  |
| PYPEVT508-36            | Polished Stainless Steel Stack, 5" Inlet, 8" Diameter, 36" Long, Each  |
| PYPEVT510-36            | Polished Stainless Steel Stack, 5" Inlet, 10" Diameter, 36" Long, Each |
| <b>Miter Top Stack</b>  |  |
| PYPEVT506-36AC          | Miter Top Polished Stainless, 5" Inlet, 6" Diameter, 36" Long, Each    |



### Diesel Truck Stack Kits

This stack kit features a Y-pipe designed to allow a single diesel exhaust to exit from two vertical stacks behind the cab. Choose a set of Pypes diesel stack tips to complete the exhaust system.

| Part No.  | Description                      |
|-----------|----------------------------------|
| PYPSTD005 | 5" Dual Diesel Truck Stack Kit   |
| PYPSTD006 | 5" Single Diesel Truck Stack Kit |



### Ball Socket Connection PYPVA16

This 409 stainless steel 3" ball socket connector kit contains male and female flared tubing and a matching clamp to make an OEM-grade connection that's easy to separate. The gasket-free design allows for significant deflection without leaking, making it an excellent solution for butting two pipes together when a degree of flex is needed.



### Diesel Truck Monster Tips


Pypes Monster Tips are available in polished stainless or black powder coated stainless in a wide variety of lengths and sizes.



| Part No.     | Inlet | Outlet | Length | Description                  |
|--------------|-------|--------|--------|------------------------------|
| PYPEVT405    | 4"    | 5"     | 12"    | Polished Stainless, Bolt On  |
| PYPEVT405B   | 4"    | 5"     | 12"    | Black Powder Coated, Bolt On |
| PYPEVT406    | 4"    | 6"     | 12"    | Polished Stainless, Bolt On  |
| PYPEVT406-18 | 4"    | 6"     | 18"    | Polished Stainless, Bolt On  |
| PYPEVT406B   | 4"    | 6"     | 12"    | Black Powder Coated, Bolt On |
| PYPEVT407    | 4"    | 7"     | 18"    | Polished Stainless, Weld On  |
| PYPEVT506    | 5"    | 12"    | 12"    | Polished Stainless, Bolt On  |
| PYPEVT506-18 | 5"    | 6"     | 18"    | Polished Stainless, Bolt On  |
| PYPEVT506B   | 5"    | 6"     | 12"    | Black Powder Coated, Bolt On |
| PYPEVT507    | 5"    | 7"     | 18"    | Polished Stainless, Weld On  |
| PYPEVT507B   | 5"    | 7"     | 18"    | Black Powder Coated, Weld On |
| PYPEVT508    | 5"    | 8"     | 18"    | Polished Stainless, Weld On  |
| PYPEVT510    | 5"    | 10"    | 18"    | Polished Stainless, Weld On  |
| PYPEVT510B   | 5"    | 10"    | 18"    | Black Powder Coated, Weld On |

## Performance Exhaust Kits

Systems use 16-gauge, mandrel-bent pipes for maximum exhaust gas flow and feature stainless steel mufflers and tailpipes to resist corrosion. Mufflers are precisely matched for ultimate sound and performance. Pypes systems include mufflers, factory fit tailpipes, cad plated clamps, and hangers. Race Pro has a mild sound at idle but an aggressive sound at acceleration while the Violator has a unique and aggressive sound as the result of an oversized 3" internal louvered tube with sound reflectors.



| Part No.     | Description  |
|--------------|--|
| <b>Ford</b>  |  |
| PYPSFT22V    | 2011-19 Ford F150 2.7L/3.5L Cat-Back Single Side Exit w/Violator Muffler               |
| <b>GM</b>    |  |
| PYPSGT29V    | 2010-18 GM 1500 Series 5.3L Cat-Back System Split Dual Rear Exhaust w/Violator Muffler |
| <b>Dodge</b> |  |
| PYPSDT21V    | 2009-18 Ram Hemi 5.7L Violator Muffler Kit   |
| <b>Jeep</b>  |  |
| PYPSJJ20S    | 2018-19 Jeep JL3.6L Axle-Back Street Pro Muffler Black                                 |
| PYPSJJ25R    | 2018-19 Jeep JL3.6L Cat-Back High Ground Clearance Exhaust System Race Pro Mufflers    |
| PYPSJJ25S    | 2018-19 Jeep JL3.6L Cat-Back High Ground Clearance Exhaust System Street Pro Mufflers  |



## RACE RAMPS

Lightweight and durable, Race Ramps take the place of boards or heavy steel ramps when loading low-slung vehicles into trailers. Race Ramps will not slide across the garage floor or dig into asphalt.

### Trailer Ramps

Lightweight and durable, specially designed Trailer Ramps allow loading low-slung vehicles race cars into trailers without damaging noses, oil pans, headers, etc. Just place the trailer door on the recess at the leading edge of the ramps to decrease the angle of approach by as much as 4° and load car. Sold in pairs.



| Part No.       | Description                           |
|----------------|---------------------------------------|
| RMPRR-TR-4     | 46" L x 4" H x 14" W, 5.5° Incline    |
| RMPRR-TR-5     | 67" L x 5" H x 14" W, 4° Incline      |
| RMPRR-TR-6     | 45" L x 6" H x 14" W, 7.8° Incline    |
| RMPRR-TR-7     | 74" L x 7" H x 14" W, 5.2° Incline    |
| RMPRR-TR-7-FLP | 74" L x 6.25" H x 14" W, 5.6° Incline |
| RMPRR-TR-8     | 54.75" L x 8" H x 16" W, 8.4° Incline |

### Trak-Jax

Trak-Jax get low-slung vehicles high enough to fit a standard floor jack under the vehicle. They weigh just 5 lbs. each. Sold in pairs, Trak-Jax are 30.1" long x 3" high x 12" wide.



| Part No.   | Description              |
|------------|--------------------------|
| RMPRR-TJ   | Trak-Jax                 |
| RMPRR-TJ-S | Trak-Jax, With 1.5" Stop |

### Trailer-Mates RMPRR-TM-FRT

Eases tie down of low ground clearance vehicle to trailer by adding 3" of ground clearance. Typically used to allow vehicle door to clear trailer wheel wells. Sold in pairs, Trailer-Mates have a 10.79° incline. 36" L x 3" H x 14" W



### 56" Race Ramps

Ramps can raise low ground clearance vehicles with tires up to 10" wide up to a full 8". Ramps hold up to 3,000 lbs. per set and have a 10.75° incline. 56"L x 8"H x 12"W. Two-piece ramp sets allow front side of ramps to be removed, allowing easier under-vehicle access. Sold in pairs.



| Part No.   | Description |
|------------|-------------|
| RMPRR-56   | 1-Piece Set |
| RMPRR-56-2 | 2-Piece Set |

### 40" Sport Ramps RMPRR-40

Sport Ramps are for trucks that don't have 12" wide tires or low front ends, but still can benefit from other Race Ramp features. Ramps have 16° incline, accommodate up to 8" wide tires and raise vehicle up to 7", while holding 3,000 lbs per set. 40"L x 7"H x 10"W. Sold in pairs.



### Xtenders

Attaches to 56" or 67" Race Ramps, giving an approach angle of only 6.8° for low ground clearance vehicles. Sold in pairs



| Part No.    | Description       |
|-------------|-------------------|
| RMPRR-EX-12 | 56", 45"L x 12" W |
| RMPRR-EX-14 | 67", 45"L x 14" W |

### Wheel Cribs

Wheel Cribs are a safe, lightweight alternative to jack stands. Each Crib supports 1,500 lbs. and accommodate 12" wide tires. Available in 8", 10", or 12" high versions. Cribs allow vehicle to be level for oil changes or while displaying. Sold in pairs



| Part No.    | Description              |
|-------------|--------------------------|
| RMPRR-WC-8  | 15"L x 8"H x 12 W        |
| RMPRR-WC-10 | 15" L x 10" H x 12" W    |
| RMPRR-WC-12 | 15.75" L x 12" H x 12" W |



## 24" Trailer Step RMPRR-TR-SP-24

Can be used as a free-standing step with non-slip coating on all sides. Includes strap for easy carrying and also fits in the step well of the trailer. 24"L x 11"H x 16"W. Sold individually.



## Show Rocks RMPRR-ROCK-6-FS

This 6" high x 31" long x 28" wide fieldstone gray textured imitation rock is extremely lightweight, weighing only 25 lbs., yet able to support 2500 lbs. The Show Rock is strong, durable and will not scratch or damage any floor surface. Made in USA. Sold in pairs.



## Pro-Stop Parking Guide

Made from recycled semi tires, these wheel stops grip even the smoothest floors. With pre-drilled holes on the front, they can be permanently mounted to the garage or trailer floor. Sold individually or as sets of two or four. Made in USA.



| Part No.   | Description                    |
|------------|--------------------------------|
| RMPRR-PS   | Pro-Stop Parking Guide, Each   |
| RMPRR-PS-2 | Pro-Stop Parking Guide, 2-Pack |
| RMPRR-PS-4 | Pro-Stop Parking Guide, 4-Pack |

## FlatStoppers RMPRR-FS

Keep tires from flat spotting during long periods of storage. FlatStoppers won't conduct heat or cold to tires despite floor temperature changes and won't damage floor. Sold as four-piece set, 22.3"L x 3.5"H x 14"W.



## Supercar FlatStoppers® RMPRR-FS-16-SC

Designed to accommodate tires up to 14" wide and 30" diameter, FlatStoppers® will preserve tire shape when storing a vehicle for thirty days or more. Once the tires are set in FlatStoppers® on a level surface, they settle into the pad's concave depression, which evenly disperses the weight of the car across the tires and prevents flat spots. Sold in sets of four. Made in USA.



## 67" XTs Race Ramp

Ramps are ideal for low ground clearance vehicles with up to 12" wide tires. Ramps hold up to 3,000 lbs. per set and have a 10.75° incline. 67"L x 10"H x 14"W. Two-piece ramp sets allow front side of ramps to be removed, allowing easier under car access. Sold in pairs.



| Part No.   | Description |
|------------|-------------|
| RMPRR-XT   | 1-Piece Set |
| RMPRR-XT-2 | 2-Piece Set |

## 67" XT HD Race Ramps RMPRR-XT-2-HD

These 67" extra tall ramps give an additional 2" of lift and width. With a total weight capacity of 10,000 lbs. and 10.8° incline, they work exceptionally well for low-to-the-ground vehicle with up to 12" wide tires. Constructed with a high-density expanded polystyrene that is coated with a hybrid polyuria, these ramps are extremely lightweight, yet strong and durable. Two-piece design, sold in pairs. Made in USA.



## Roll-Ups RMPRR-RU

Designed to be used with 56" or 67" Race Ramps or 40" Sport Ramps. They raise the opposite end of vehicle up 4" for oil changes or to allow use of a standard floor jack. 32.75"L x 4"H x 14"W with 10.79° incline. Sold in pairs.



## LS1 Gen III Valve Covers With Coil Mount Brackets

One-piece billet rail, 2.5" tall to clear aftermarket valve train. Oil cap, O-ring gasket, and bolts included.



RPCR6142POL

| Part No.    | Description                  |
|-------------|------------------------------|
| RPCR6142    | 2-1/2", Tall, Clear Anodized |
| RPCR6142POL | 2-1/2", Tall, Polished       |

## LS1 Valve Covers Without Coil Mount Brackets

Covers are TIG-welded from 3003 H-14, .0125" thick sheet aluminum, with .250" thick billet aluminum rails to prevent warping and leakage. Covers clear stock and most aftermarket roller rocker arms. Sold in pairs.



| Part No. | Description                                       |
|----------|---|
| RPCR6141 | LS1 Fabricated Valve Covers, Anodized Clear, Pair |



## RS9000XL 9-Position Adjustable Shock Absorbers




The Rancho RS9000XL represents the ultimate in shock absorber technology. The Tri-Tube, Mono-Flow design has nine settings to adjust compression/rebound damping for precise ride control. Can be adjusted from a soft setting for street and highway use to a firm setting for off-road running, plus three intermediate settings. The RS9000XL can be adjusted while the shock is mounted on the vehicle. Shock has a massive 2.75" liquid metallic body, wrapped around an 18mm rod, and is filled with fade-resistant hydraulic fluid. Sold complete with hardware and a red, all-weather convoluted boot. Covered by Rancho's Limited Lifetime Warranty.

## RS7000MT™ Monotube Shocks



Specifically engineered to provide better handling, control, and performance for high center of gravity light trucks and SUV's. Shocks provide enhanced stability by reducing body roll in evasive maneuvers and tight turns. Shocks feature a high-pressure gas charge that separates the unit internal oil and nitrogen to provide additional spring rate. This helps to maximize damping response that dissipates heat for better control. To further enhance ride control characteristics, Rancho® RS7000MT™ monotube shocks include a hydraulic lockout to cushion the impact as the vehicle suspension is fully extended. Brushed stainless appearance with a clear coat finish. Comes with limited lifetime warranty and 90-day free ride offer.

## RS5000™ X Shock Absorber Cross Tuned Technology



The core of this new and innovative shock from Rancho® is the unique and patented rebound valving system and an advanced compression phase of the shock absorber. This proprietary process developed by the ride engineers at Rancho will elevate the overall handling and performance of your vehicle on and off-road.

The features and benefits of cross Tuned Technology Shocks is progressive engagement valving, tuned compression control valve with an enlarged 2-1/4-inch twin tube body, 16mm nitro-carbonized rod and a full-displaced 35mm bore, 1-3/8 inch diameter sintered iron piston rebound bumper, black, natural rubber bushings.

## RS5000 High Performance Shock Absorbers



For several years now, the Rancho RS5000 has been the world's best-selling, high-performance shock absorber. Its twin-tube cellular gas design and ten-stage valving deliver a comfortable highway ride and superb off-road performance. Durability and strength are assured with the RS5000's stout 5/8" double-chromed and hardened rod, and massive 1-3/8" piston. The RS5000 feature Rancho's Limited Lifetime Warranty, includes mounting hardware and attractive, all-weather red convoluted boot.



## Shock Boots And Boot Ties Single Color

| Single  | Color  |
|---------|--------|
| RAN1927 | Red    |
| RAN1950 | Blue   |
| RAN1951 | Yellow |
| RAN1952 | Black  |



## Suspension Systems Available For The Following Applications. Call For Details

| Year                 | Model   |
|----------------------|---|
| <b>Chevrolet/GMC</b> |   |
| 2007-17              | Suburban  |
| 2007-14              | Avalanche   |
| 2007-19              | Silverado   |
| 2004-17              | Canyon/Colorado   |
| 2007-19              | Tahoe/Yukon   |
| 1988-98              | Chevrolet/GMC K1500 and K2500, 6-Lug Pick Up  |
| 1999-06              | Silverado/GMC Sierra 4WD  |
| 2001-06              | Chevrolet/GMC SUV<br>Silverado/Sierra 2500 HD, 2/4WD  |
| 1999-00              | Chevrolet Silverado/GMC Sierra 2500 8-Lug, 2/4WD  |
| 2001-05              | Chevrolet Silverado/GMC Sierra 1500HD/2500, 2/4WD   |
| <b>Dodge</b>         |   |
| 2003-19              | Dodge Ram 2500, 2500 Mega Cab Pick up, 4WD  |
| 2005-08              | Dodge Power Wagon   |
| 2002-19              | Dodge Ram 1500, 4WD   |
| 2000-02              | Dodge Dakota And Durango, 4WD   |
| 1997-99              | Dodge Dakota And Durango, 4WD   |
| 1994-01              | Dodge Ram 1500, 2500  |
| <b>Ford</b>          |   |
| 1997-19              | Ford F150 4WD   |
| 1997-02              | Expedition 4WD  |
| 2000-04              | Ford Excursion 4WD  |
| 1999-19              | F250/F350 Super Duty 4WD  |
| <b>Jeep</b>          |   |
| 2007-19              | JK Wrangler Sport System<br>JK Wrangler Long Arm System   |
| 1997-06              | Jeep Wrangler Rock Crawler Comp.<br>Jeep Wrangler Rock Crawler Standard,<br>Jeep Grand Cherokee Jeep Wrangler TJ 2.5" |



## Individual Component Parts

Whether it's carrier bearings or just a pinion nut, Ratech components will complete the rear end overhaul.



| Housing  | Pinion Shims | Carrier Shims | Crush Sleeve | Pinion Seal | Pinion Nut | Ring Gear Bolts | Cover Gasket | Head Bearing                | Tail Bearing        | Carrier Bearing Set |
|--|--------------|---------------|--------------|-------------|------------|-----------------|--------------|-----------------------------|---------------------|---------------------|
| <b>Ford 9"</b>   |              |               |              |             |            |                 |              |                             |                     |                     |
| Trac Lock 1957-84  | RAT2100      | —             | RAT3104      | RAT6110     | RAT1502    | RAT1305         | RAT5107      | See Below                   | See Below           | See Below           |
| Trac Lock 1985-90  | RAT2100      | —             | RAT3104      | RAT6105     | RAT1502    | RAT1305         | RAT5102*     | See Below                   | See Below           | See Below           |
| Open 1957-84   | RAT2100      | —             | RAT3104      | RAT6110     | RAT1502    | RAT1302         | RAT5107      | See Below                   | See Below           | See Below           |
| Open 1985-90   | RAT2100      | —             | RAT3104      | RAT6105     | RAT1502    | RAT1302         | RAT5102*     | See Below                   | See Below           | See Below           |
| 2.891" Carrier Bearing LM102949-Common   | —            | —             | —            | —           | —          | —               | —            | RAT8003                     | RAT8003             | RAT9011             |
| 2.891" Carrier Bearing LM501349-Thicker Stack                                      | —            | —             | —            | —           | —          | —               | —            | RAT8003                     | RAT8003             | RAT9021             |
| 3.062" Carrier Bearing LM603049  | —            | —             | —            | —           | —          | —               | —            | RAT8003                     | RAT8003             | RAT9012             |
| 3.250" Carrier Bearing   | —            | —             | —            | —           | —          | —               | —            | RAT8003                     | RAT8003             | RAT9010             |
| Daytona Pinion Support   | —            | —             | —            | —           | —          | —               | —            | RAT7007                     | RAT8003             | —                   |
| Daytona Pinion Support W/Pro Gear  | —            | —             | —            | —           | —          | —               | —            | RAT7016                     | RAT8003             | —                   |
| Standard Diameter (28-Spline) Pinion (Pinion Supports Strange/Mark Williams/Moser) | —            | —             | —            | —           | —          | —               | —            | RATHM804846<br>RATHM804810† | RAT2790<br>RAT2729† | —                   |
| Large Diameter (35-Spline) Pinion (Pinion Supports Strange/Mark Williams/Moser)    | —            | —             | —            | —           | RAT1509    | —               | —            | RATHM804846<br>RATHM804810† | RAT2788<br>RAT2729† | —                   |
| <b>Ford</b>  |              |               |              |             |            |                 |              |                             |                     |                     |
| 7.5"   | RAT1100      | RAT1105       | RAT3104      | RAT6105     | RAT1502    | —               | —            | RAT7005                     | RAT8003             | RAT9002             |
| 8.8"   | RAT1100      | —             | RAT3104      | RAT6105     | RAT1502    | —               | RAT5122      | RAT7005                     | RAT8003             | RAT9001             |
| <b>GM</b>  |              |               |              |             |            |                 |              |                             |                     |                     |
| 8.5" Auto 1970-98  | RAT1100      | RAT1105       | RAT3109      | RAT6108     | RAT1501    | RAT1303         | RAT5106      | RAT7005                     | RAT8003             | RAT9002             |
| 7.5" 1977-81, 3.000" Head Bearing  | RAT1104      | RAT1105       | RAT3107      | RAT6107     | RAT1501    | RAT1303         | RAT5110      | RAT7004                     | RAT8001             | RAT9002             |
| 7.5" 1980-98, 3.125" Head Bearing  | RAT1104      | RAT1105       | RAT3107      | RAT6107     | RAT1501    | RAT1303         | RAT5110      | RAT7009                     | RAT8001             | RAT9002             |

\* O-ring.

† Bearing race (cup) part number only.

## Ring and Pinion Installation Kits

**Basic 400 Series Kit:** pinion shims, crush sleeve, pinion seal, cover gasket.

**100 Series Installation Kit:** pinion shims, carrier shims, crush sleeve, pinion seal, pinion nut, ring gear bolts, cover gaskets.

**200 Series Bearing Kit:** pinion and carrier bearings.

**300 Series Complete Kit:** includes all components from 100 and 200 Series Kits to perform a complete ring and pinion installation.



RAT408K

| Housing   | Basic Installation Kit | Installation Kit | Bearing Kit | Complete Kit |
|---|------------------------|------------------|-------------|--------------|
| <b>General Motors</b>                           |                        |                  |             |              |
| GM 7.5" (Year 81-77)                            | RAT408K                | RAT108K          | RAT208B     | RAT308K      |
| GM 7.5" (Year 96-80)                            | RAT408K                | RAT108K          | RAT228B     | RAT308TK     |
| GM 8.5" 10-Bolt Passenger                       | RAT410K                | RAT110K          | RAT204B     | RAT310K      |
| GM 12 Bolt Passenger                            | RAT415K                | RAT115K          | RAT205B     | RAT315K      |
| <b>Ford</b>                                     |                        |                  |             |              |
| Ford 9" Open, 2.891" Carrier Bearings LM 102949 | RAT406K                | RAT106K          | RAT206B     | RAT306K      |
| Ford 9" Open, 3.062" Carrier Bearings LM 603049 | RAT406K                | RAT106K          | —           | RAT306K-2    |
| Ford 9" Open 2.891" Carrier Bearings LM 501349  | RAT406K                | RAT106K          | —           | RAT306K-3    |
| Ford 9", 3.250" Carrier Bearings LM 104949      | RAT406K                | RAT106K          | —           | —            |

## Pinion Setting Tool

Quickly install aftermarket gear sets with checking distance marked on the pinion head. Available for GM rear ends.

| Part No. | Description            |
|----------|------------------------|
| RAT10003 | GM 7.5"/7.625" 10-Bolt |
| RAT10004 | GM 8.5" 10-Bolt        |
| RAT10005 | GM 8.875" 12-Bolt      |



RAT10003


## Ford 9" Reusable Differential Housing Gasket RAT5107R

Reusable gasket fits all popular Ford 9" housings.



## Ford 9" Pinion O-Ring RAT5102

Fits all Ford 9" rears.



## Ford 9" Pinion Pilot Bearing

Pinion pilot bearing fits all Ford 9" rears, installs on pinion.



| Part No.  | Description                   |
|-----------|-------------------------------|
| RAT9015   | Pinion Pilot Bearing          |
| RAT9015-A | Pinion Pilot Bearing Retainer |

## Solid Pinion Bearing Spacers

Reusable spacers replace the stock crush sleeve and eliminate pinion bearing failure. Available with or without shim kits.



| Description        | Pinion Bearing Spacer Only | Pinion Bearing Spacer And Shim Pack |
|--------------------|----------------------------|-------------------------------------|
| Ford 8.8" and 9"   | RAT4104                    | RAT4105                             |
| Ford 9", 35-Spline | —                          | RAT4113                             |
| GM 10-Bolt 8.5"    | —                          | RAT4109                             |
| GM 10-Bolt 7.5"    | —                          | RAT4111                             |



This is only a guide - it is the user's responsibility to verify actual tire fitment. ReadyLift™ recommends custom wheels no wider than 8.5" with a minimum of 4.5" of backsparing on most applications. Using wheels wider than 8.5" may require a larger backsparing or a reduced tire height to reduce the chance of tire to fender clearance problems on some applications.

## Front Suspension Leveling Kits

| Part No.                      | Model                        | Year    | 2WD/4WD         | Max Lift   | Max Dia | Part Type                |
|-------------------------------|------------------------------|---------|-----------------|------------|---------|--------------------------|
| <b>Chevrolet/GMC/Cadillac</b> |                              |         |                 |            |         |                          |
| RDY66-3000                    | Escalade/EXT/ESV             | 2002-06 | 2WD/4WD, 6 Lug  | 2.5"       | 33"     | Key                      |
| RDY66-3000                    | Silverado 1500 Classic       | 1999-07 | 4WD, 6 Lug      | 2.5"       | 33"     | Key                      |
| RDY66-3000                    | Sierra 1500, C3/Denali       | 1999-07 | 4WD, 6 Lug      | 2.5"       | 33"     | Key                      |
| RDY66-3025                    | Sierra 1500 Classic          | 2000-07 | 2WD, 6 Lug      | 2"         | 32"     | Coil Spacer              |
| RDY66-3050                    | Silverado 1500HD/2500HD/3500 | 2000-10 | 2WD/4WD, 8 Lug  | 2.5"       | 33"     | Key With Shock Extension |
| RDY66-3050                    | Silverado 3500 Dually/Single | 2000-10 | 2WD/4WD, 8 Lug  | 2.5"       | 33"     | Key With Shock Extension |
| RDY66-3050                    | Sierra 1500HD/2500HD/3500    | 2000-10 | 2WD/4WD, 8 Lug  | 2.5"       | 33"     | Key With Shock Extension |
| RDY66-3050                    | Sierra 3500, Dually/Single   | 2000-10 | 2WD/4WD, 8 Lug  | 2.5"       | 33"     | Key With Shock Extension |
| RDY66-3085                    | Silverado/Sierra 1500        | 2007-13 | 2WD/4WD, 6 Lug  | 1.5"       | 32"     | SST-Strut Extension      |
| RDY66-3085                    | Silverado, 1/2 Ton           | 2007-13 | 2WD/4WD, 6 Lug  | 2.25"      | 33"     | Strut Extension          |
| RDY66-3085                    | Silverado/Sierra 1500        | 2014-18 | 2WD/4WD, 6 Lug  | 2.25"      | 33"     | Strut Extension          |
| RDY66-3085                    | Silverado/Sierra 1500        | 2014-18 | 2WD/4WD, 6 Lug  | 1.5"       | 32"     | Strut Extension          |
| RDY66-3011                    | Silverado 2500HD/3500HD      | 2011-18 | 2WD/4WD, 8 Lug  | 2.25"      | 33"     | Key With Shock Extension |
| RDY66-3085                    | Avalanche 1500               | 2007-12 | 2WD/4WD, 6 Lug  | Up To 1.5" | 32"     | SST-Strut Extension      |
| RDY66-3000                    | Tahoe/Yukon/Suburban, 1500   | 2000-06 | 2WD/4WD, 6 Lug  | 2.5"       | 33"     | Key                      |
| RDY66-3085                    | Tahoe/Yukon/Suburban 1500    | 2007-18 | 2WD/4WD, 6 Lug  | 2.25"      | 32"     | SST-Strut Extension      |
| RDY66-3085                    | Yukon/Yukon XL/Denali        | 2007-18 | 2WD/4WD, 6 Lug  | 2.25"      | 32"     | SST-Strut Extension      |
| <b>Dodge</b>                  |                              |         |                 |            |         |                          |
| RDY66-1020                    | Ram 1500                     | 2006-08 | 4WD Only        | 2.5"       | 35"     | SST-Strut Extension      |
| RDY66-1030                    | Ram 1500                     | 2009-18 | 4WD Only        | 2.0"       | 35"     | Strut Extension          |
| RDY66-1090                    | Ram 1500                     | 1994-01 | 2WD/4WD         | 2.0"       | 35"     | Coil Spacer              |
| RDY66-1090                    | Ram 2500/3500                | 1994-13 | 4WD Only, 8 Lug | 2.0"       | 35"     | Coil Spacer              |
| RDY66-1113                    | Ram 2500/3500                | 2014-19 | 4WD Only, 8 Lug | 1.75"      | 35"     | Coil Spacer              |
| RDY66-1090                    | Ram Mega Cab                 | 2006-13 | 4WD Only, 8 Lug | 2.0"       | 35"     | Coil Spacer              |
| <b>Ford/Lincoln</b>           |                              |         |                 |            |         |                          |
| RDY66-2000                    | F250 Light Duty Only         | 1997-00 | 4WD Only        | 2.5"       | 33"     | Key                      |
| RDY66-2000                    | F150 Old Body/Heritage       | 1997-04 | 4WD Only        | 2.5"       | 33"     | Key                      |
| RDY66-2050                    | F150                         | 2004-14 | 2WD Only        | 3"         | 35"     | SST-Strut Extension      |
| RDY66-2059                    | F150                         | 2004-14 | 2WD/4WD         | 2.0"       | 35"     | Strut Extension          |
| RDY66-2215                    | F150                         | 2015-19 | 2WD/4WD         | 2.0"       | 35"     | Strut Extension          |
| RDY66-2111                    | F250 Super Duty              | 2005-19 | 4WD             | 2.25"      | 35"     | Strut Extension          |
| <b>Hummer</b>                 |                              |         |                 |            |         |                          |
| RDY66-3050                    | H-2 All                      | 2003-10 | AWD, 8 Lug      | 2.5"       | 37"     | Key With Shock Extension |

## Forged Torsion Key Unloading Tools

| Part No.    | Description  |
|-------------|--|
| RDY66-7822A | Universal GM-Style Torsion Key   |
| RDY66-7816A | Designed Specifically For Installing The Ford Full Size And Ranger Torsion Key |



## SST Lift Kits

The Ready Lift SST coil spacer lift kit technology utilizes two front heavy-duty coil spring spacers along with two heavy-duty top mount spring spacers to allow the use of factory coil springs. This same technology allows retention of the factory shocks by using front and rear shock extensions with slight angle corrections. The installation of these kits will lift the front 2-1/2" and the rear 2.0", allowing the use of 35 x 12.50 tires on Sahara/Sport models and 37 x 12.50 tires on the Rubicon. Kits also include the correct length front/rear bump stop extensions and all additional hardware required for installation.

| Part No.   | Description  |
|------------|--|
| RDY69-1040 | 2009-18 Dodge 1500, 4" Front / 2" Rear SST Lift Kit                              |
| RDY69-2300 | 2014-19 Ford F-150, 3.5" Front / 2" Rear SST Lift Kit                            |
| RDY69-2735 | 2017-19 Ford F-250, 3.5" Front SST Lift Kit                                      |
| RDY69-3414 | 2014-18 GM P/U 1500, 4" SST Lift Kit   |
| RDY69-5175 | 2007-18 Tundra P/U 1500, 3" Front/ 1" Rear SST Lift Kit                          |
| RDY69-5276 | 2007-18 Tundra P/U 1500, 3" Front/ 2" Rear SST Lift Kit                          |
| RDY69-6825 | 2018-19 Jeep Wrangler JL Rubicon, 2-1/2" Front/2" Rear Coil Spacer Lift Kit      |
| RDY69-6826 | 2018-19 Jeep Wrangler JL Sahara/Sport, 2-1/2" Front/2" Rear Coil Spacer Lift Kit |



## Rear Block Kits

The Rear Block Kits include (2) cast iron blocks, (4) E-coated U-bolts, (8) nuts and washers, and will safely lift the rear of your truck an additional 1"-3".

| Model                         | 2WD/4WD | Max Lift            | Part No.   |
|-------------------------------|---------|---------------------|------------|
| 1999-17 Silverado/Sierra 1500 | 6 Lug   | 2"                  | RDY66-3002 |
| 2011-16 Ford F250             | —       | 4" 2 Pc. Driveshaft | RDY66-2014 |
| 2011-16 Ford F250             | —       | 4" 1 Pc. Driveshaft | RDY66-2024 |





## Motor Oils

Red Line Oils provide superior wear protection and friction reduction over a wide temperature range for excellent performance in hot running engines. API certified.

| Description | 1-qt. Bottle | 1 Case (12) Qts. | Gallon   | Gallon Case<br>4 Gallons |
|-------------|--------------|------------------|----------|--------------------------|
| 5W-20       | RED15204     | RED15224         | —        | —                        |
| 5W-30       | RED15304     | RED15324         | —        | —                        |
| 5W-40       | RED15404     | RED15424         | —        | —                        |
| 10W-30      | RED11304     | RED11324         | —        | —                        |
| 10W-40      | RED11404     | RED21424         | —        | —                        |
| 15W-40      | RED21404     | RED21424         | RED21405 | RED21425                 |
| 15W-50      | RED11504     | RED11524         | —        | —                        |
| 20W-50      | RED12504     | RED12524         | —        | —                        |



## WaterWetter®

WaterWetter® can reduce water temperatures as much as 30°F. Add to new or used antifreeze to improve the heat transfer of ethylene and propylene glycol systems. Designed for modern aluminum, cast iron, brass, and bronze radiators. 12-oz. bottle.

| Description | 1-qt. Bottle | 1 Case (12) Qts. |
|-------------|--------------|------------------|
| WaterWetter | RED80204     | RED80224         |



## ShockProof Gear Oils

Available in Heavy, Lightweight and Super Light viscosities. Heavy Gear Oil resists throw-off and prevents tooth breakage. Ideal for high temp and extreme pressure in differentials and manual transmissions. Lightweight Gear Oil is excellent in low temps and may be used to obtain maximum power transfer in racing differentials. Super Light Oil has the viscosity of automatic transmission fluid. Ideal when maximum power output is required.

| Description          | 1-qt. Bottle | 1 Case (12) Qts. | 1 Gallon Jug |
|----------------------|--------------|------------------|--------------|
| Heavy Gear Oil       | RED58204     | RED58224         | RED58206     |
| Lightweight Gear Oil | RED58404     | RED58424         | —            |
| Super Light Gear Oil | RED58504     | RED58524         | —            |



## MT-90 And MTL Manual Transmission Lubricant

Use in manual transmissions or transaxles for excellent protection of gears and synchronizers. MTL is a 75W80 GL-4 gear oil that is similar in viscosity to SAE 5W30/10W30 engine oil. MT-90 is a 75W90 GL-4 gear oil. Sold in 1-qt. containers.

| Description    | 1-qt. Bottle | 1 Case (12) Qts. |
|----------------|--------------|------------------|
| MTL (75W-80)   | RED50204     | RED50224         |
| MT-90 (75W-90) | RED50304     | RED50324         |
| GL-4 (75W-85)  | RED50504     | RED50524         |



## Power Steering Fluid

Red Line's Power Steering Fluid provides improved wear protection and resists thermal breakdown. Fully synthetic fluid also resists evaporation and foaming at high temperatures. Suitable in most power steering units. Sold in 1-qt. bottles.

| Description          | 1 Qt. Bottle | 1 Case (12) Qts. |
|----------------------|--------------|------------------|
| Power Steering Fluid | RED30404     | RED30424         |



## Gear Oils

Formulated for limited slip differentials and manual trans-axles. Additional limited slip additives are not required. The 75W90 is recommended for street or racing differentials, while 80W140 is recommended for heavily loaded or low-speed differentials. Sold in 1-qt. container.

| Description | 1 Qt. Bottle | 1 Case (12) Qts. |
|-------------|--------------|------------------|
| 75W-90      | RED57904     | RED57924         |
| 80W-140     | RED58104     | RED58124         |



## Limited Slip Friction Modifier/Break-in Additive

Additive will significantly reduce friction as well as break-in temperatures in differentials by as much as 50°F. For use in all differentials, conventional or limited-slip, and compatible with petroleum or synthetic gear oils. 4-oz. bottle

| Description                                      | 4 Oz. Bottle | 1 Case (12) 4 Oz. |
|--|--------------|-------------------|
| Limited Slip Friction Modifier/Break-in Additive | RED80301     | RED80331          |



## CV-2 Synthetic Grease

CV-2 grease has a very high melting point, excellent water washout resistance, and superior anti-wear characteristics. Lubricant contains an organic moly and is great for wheel bearings, high-angle and conventional CV-joints, chassis lubrication and high temp industrial equipment. Sold in a 14-oz. cartridge.

| Description           | 14 Oz. Bottle | 1 Case (12) 14 Oz. |
|-----------------------|---------------|--------------------|
| CV-2 Synthetic Grease | RED80402      | RED80421           |



# REESE®

## "The Goose" Gooseneck Hitch REE58079

"The Goose", which may be used in conjunction with a Reese fifth wheel hitch, eliminates the need to cut the truck bed. Gooseneck-style hitch features 25,000 lb. gross trailer weight and 6,250 lb. pin weight capacities. Unit uses the same base rails as standard fifth wheel hitches, and may be quickly removed with four locking pins. Includes large, 2-5/16" dia. heat-treated ball. Requires rails and installation kit.



## Rails and Installation Kit REE30035

Includes rails, components and hardware to install 15K Fifth Wheel (REE30046) or "The Goose" Gooseneck (REE58079) hitches. Rails and installation kit will not fit Ford F-150 4-Door SuperCrew, SuperCab, or any other 5-1/2" Bed.



## Class III, IV And V Receiver Hitches

Reese offers custom-fit ("no drill") and universal Class III, IV, and V Hitches, each with mounting hardware. Hitch draw bar and ball must be purchased separately. Please see the receiver hitch rating guide below and call for specific applications.

### Receiver Hitch Rating Guide

| Weight Class | Gross Vehicle Weight (GVW) | Tongue Weight (TW) With Weight Distributing (WD) |
|--------------|----------------------------|--|
| Class III    | 8,000 lbs.                 | 800 lbs.   |
| Class IV     | 12,000 lbs.                | 1,200 lbs.                                       |
| Class V      | 14,000 lbs.                | 1,700 lbs.                                       |





## T-Connectors

T-Connectors make quick work of wiring four-way flat plugs. Easily connect to the vehicle's wiring harness for a factory appearance with no cutting, splicing, or taping. Call for specific applications.



## Receiver Hitch Accessories

### Hitch Balls

Solid steel, chrome-plated hitch balls are offered in a variety of sizes.

| Part No. | Ball Dia. | Shank Dia. | Shank Length | Capacity   |
|----------|-----------|------------|--------------|------------|
| REE63884 | 1-7/8"    | 1"         | 2-1/8"       | 2,000 lbs. |
| REE63887 | 2"        | 3/4"       | 1-1/2"       | 3,500 lbs. |
| REE63909 | 2"        | 1"         | 2-1/8"       | 7,500 lbs. |
| REE63908 | 2-5/16"   | 1"         | 2-1/8"       | 7,500 lbs. |



## Quick-Loading Class III Ball Mounts

Reese quick-loading ball mounts feature a revolutionary, angle-cut design. Provides a quick and easy connection to the receiver. All ball mounts meet or exceed SAE J684 and V-5 specifications. 1" diameter hole.

| Part No. | Rating (Lbs.) GTW/TW | Length | Rise   | Drop |
|----------|----------------------|--------|--------|------|
| REE2793  | 6,000/600            | 10"    | 6 3/4" | 8"   |



## Class III Ball Mounts **NEW!**

Reese Class III Ball Mounts have a black powder coat finish over A-coat and fits the 2" square receiver tube opening. Pin and clip sold separately.

| Part No. | Rating (Lbs.) GTW/TW | Ball Hole Size | Length | Rise   | Drop |
|----------|----------------------|----------------|--------|--------|------|
| REE80232 | 6,000/600            | 1"             | 16"    | 3/4"   | 2"   |
| REE80233 | 6,000/600            | 1"             | 16"    | 2-3/4" | 4"   |



## Pull Pin and Cotter Pin Set

### REE63240

Hardened steel, 5/8" dia. pull pin includes heavy-duty, spring steel cotter pin. Fits 2" receivers.



## Drawbar Lock

### REE63223

Prevent hitch bar or ball mount theft. Special 5/8" dia. pull pin includes a built-in lock. Includes two keys.



## High Performance Trunnion Style Weight Distributing Hitch

High-performance trunnion-style Hitch includes a one-piece cast head and a raised hitch ball platform to reduce the need for raised hitch balls. Also features easy to use adjusting blocks, and a new square adjusting washer which allows eight adjustments for extremely accurate weight distribution. It's now possible to "fine tune" weight distribution on even the trickiest of rigs.



| Part No.  | Description               | Max Hitch Wt. | Max GTW    |
|-----------|---------------------------|---------------|------------|
| REE66022† | Weight-Distributing Hitch | 1,200 Lbs.    | 12,000 Lbs |

† Hitch bar sold separately.

## Adjustable Hitch Bars

Designed for weight distributing hitches, bars may be used in the raised or dropped position.

| Part No. | Description       | Length | Drop  | Rise    |
|----------|-------------------|--------|-------|---------|
| REE3215  | 2" x 2" Hitch Bar | 14"    | 6"    | 10-1/4" |
| REE54970 | 2" x 2" Hitch Bar | 12"    | 4"-6" | 8-3/4"  |
| REE3344  | 2" x 2" Hitch Bar | 11"    | 8"    | —       |



## Receiver Hitch Accessories

### I-Stop IQ Electronic Brake Controls REE20191

Self-diagnostic features will illuminate LED readout when issues occur. Includes a "Boost" feature and works proportionally in reverse. Utilizes "Plug-N-Play" port for 2-plug adapters. Includes snap-in mounting clip for easy removal and storage when not in use. For 1 to 3 axles.



### P3® Electronic Brake Control REE90195

The P3 is the industry's most advanced electronic trailer brake control, offering true proportional braking, an advanced LCD display, diagnostic mode, and stored settings for up to 5 trailers. Works with electric or electric-over-hydraulic systems on trailers with 1-4 axles.



### P2 Electronic Brake Control REE90885

Reverse battery protection for both vehicle and breakaway. Designed to work with electric over hydraulic brake systems. Numerous mounting options - including 360 degree vertical rotation. No level adjustment necessary - it adjusts itself to varying terrain as you drive. Quick and easy disconnect feature allows user to remove and store the control when not in use. For 1 to 4 axles.



## Adapters And Electrical Accessories

### Plug Wiring Adapters REE20321

Versatility is the key word with wiring adapters from Reese. Change from a 4-way flat to a 6-way round or a 7-way standard plug. Extra wires accommodate brake controls, backup or hot wire.



### 4-Way Flat Trailer Harness **NEW!** REE787264

Rewiring a trailer can be challenging enough. This 4-way flat harness makes it a bit easier, with pre-wired trailer-end connector and 4' of color-coded cable with pre-stripped wiring leads. Heavy-duty jacketed cable eliminates exposed wires at the plug.



### Plastic Trailer End Adapter REE118021

Seven-way, trailer-end adapter is for use with truck-end adapter REE118020.



### Wiring Adapter REE118702

7-way round to 4-way flat. Converts 7-way connector with blade type terminals to standard 4-way flat connector.



### 7-Way Tow Wiring Harness Kit **NEW!** REE118243

Designed to fit 1991-2001 Ford Super Duty F250 - F550 trucks, this kit plugs right into the factory wiring connector to allow quick conversion from a 4-wire flat trailer connection to a 7-way socket or replace a damaged harness. Drilling required to mount receptacle.



## Adapters And Electrical Accessories

### 7-Way to Cigarette Lighter Socket Plug Adapter REE118019

Provide easy access to 12V power through a 7-way trailer harness socket. Convenient adapter features two cigarette lighter-style sockets to run power inverters, electronic devices, and practically anything else with a cigarette lighter-type plug. Great for tailgating or the job site. 10-amp capacity.



### POD Hazard Warning Device NEW! REEPD110200

Dual-use warning lights emit 350 lumens of light power with nine different modes, including an SOS safety mode to alert passing motorists up to 1/4 mile away. The durable, weather-resistant plastic housing has multiple mounting options, including magnet, swivel hook, or permanent base. Requires 3 AAA alkaline batteries (not included) per POD. Sold in 2-packs.



### Roof Top Cargo Carrier REE59504

The ROLA® Vortex™ 2-piece rooftop cargo carrier with integrated air deflector attaches easily to most vehicles with cross-bar style roof racks. Measures 48" x 37-1/2" x 4", and includes all mounting hardware.



### Trailer Tongue Weight Scale NEW! REE5780

Overloading a vehicle's tongue weight capacity is a leading cause of vehicle damage and handling issues when towing trailers. The Load-Master is a compact hydraulic pressure gauge that allows quick and accurate measurement of the tongue weight of a trailer, up to 2,000 lbs. The easy-to-read dial tells total tongue weight of a trailer at a glance. Includes extension pin.



### Pro-Series A-Frame Trailer Jack NEW! REE1400600303

Designed for use on trailers with A-frame couplers, this durable jack can be bolted on or welded in place. With a 5,000-lb. capacity and a full 15 inches of travel, this jack measures 10.8" high in retracted format, and 25.8" when fully extended. Black painted inner and outer tubes help resist corrosion, and lower tube has mounting holes for a jack plate, caster, or drop leg (not included). Top-wind crank mechanism folds back to keep it out of the way.



# RICHMOND

## Ring And Pinion Sets

Richmond Gear is the leading manufacturer of professional quality ring and pinion sets that deliver the winning performance high performance off-roaders have come to expect.

### Dana 60


- 12-1/8"
- Irregular Cover
- 10 Holes
- 12 Bolt Carrier
- 9.750" Diameter Ring Gear
- 1.626" Diameter Pinion
- 29 Splines
- 1967-85 Ford F-100/150 Rear
- 1967-85 Ford F-250 Front/Rear
- 1978-96 F-350 Front
- 1977-96 Chevrolet C-30 Front
- 1969-84 Chrysler W-200 Front/Rear
- 1966-84 Jeep J10 Rear

| Ratio | Teeth | Part No.     |
|-------|-------|--------------|
| 4.10  | 41-10 | RIC69-0052-1 |
| 4.56  | 41-9  | RIC69-0053-1 |
| 5.13  | 41-8  | RIC69-0057-1 |

### Installation Kit RIC83-1034-1

#### Installation Note For Dana 60

When replacing stock 3.54 to 4.11 ratios, the carrier must be replaced with a carrier from a 4.56 or higher gear, including all of the gears.




### Ford 8.8"

- 10-9/16" x 10-13/16"
- Oval Cover
- 10 Holes
- 8.8" Diameter Ring Gear
- 1.626" Diameter Pinion
- 30 Splines
- 1981-96 Ford F100/150/250 Trucks And Broncos

| Ratio | Teeth        | Part No.      |
|-------|--------------|---------------|
| 3.55  | RIC49-0103-1 | RIC49-0103-1  |
| 3.73  | RIC49-0104-1 | RIC49-0104-1  |
| 4.10  | RIC69-0310-1 | RIC69-0310-1  |
| 4.56  | —            | RIC69-0312-1* |

### Installation Kit RIC83-1043-1

\* Needs special cross pin RIC80-0273-1. This will not fit 1987-94 truck.



### Dana 44

- 9-3/8" x 10-1/4" Irregular Cover
- 10 Holes
- 12 Bolt Carrier
- 8.5" Diameter Ring Gear
- 1.376" Diameter Pinion
- 26 Splines
- 1971-77 Bronco And U100 Front
- 1967-77 Ford F-100 Front/Rear
- 1975-77 Ford F-150/250(1967-77) Front
- 1969-84 Chrysler W100/200 Front
- 1967-76 Chevrolet K-10/K-20 Front
- 1967-80 Scout Front/Rear
- 1967-72 AMC Jeep C101 Rear
- 1967-75 AMC CJ5/CJ7/CJ10(1966-84) Front/Rear
- 1967-83 AMC Jeep Wagoneer Front/Rear
- 1978-96 Ford F-100/150/250 Front
- 1978-96 Bronco Front


| Ratio | Teeth | Part No.      |
|-------|-------|---------------|
| 3.91  | 43-11 | RIC49-0080-1* |
| 4.10  | 41-10 | RIC69-0220-1* |

### Installation Kit Allstar

### ALL68533

### or RIC83-1033-1

\* Pinion stem enters the case above the center line of the axles. When replacing stock 3.73 and numerically lower ratios, the carrier must be replaced with a carrier from a 3.92 or higher gear.



## Ford 9"

- Oval Housing, 10 Holes
- 10-Bolt Carrier
- 9.00" Diameter Ring Gear
- 1.313" Diameter Pinion, 28-Spline
- 1957-87 Ford Cars and Trucks

### Installation Kits:


#### RIC83-1011-1

(2.891" Carrier Bearing)

#### RIC83-1013-1

(3.062" Carrier Bearing)

| Ratio | Teeth | Part No.     |
|-------|-------|--------------|
| 3.50  | 35-10 | RIC49-0027-1 |
| 3.55  | 39-11 | RIC69-0195-1 |
| 3.70  | 37-10 | RIC69-0361-1 |
| 3.89  | 35-9  | RIC69-0177-1 |



| Ratio | Teeth | Part No.     |
|-------|-------|--------------|
| 4.11  | 37-9  | RIC69-0179-1 |
| 4.33  | 39-9  | RIC69-0161-1 |
| 4.44  | 40-9  | RIC69-0368-1 |
| 4.56  | 41-9  | RIC69-0185-1 |

## GM 8.5"

- Oval Cover
- 11", 10 Holes or Irregular Cover 10-5/8"
- 8.50" Diameter Ring Gear
- 1.626" Diameter Pinion, 30-Spline
- 1970-98 GM Trucks


| Ratio | Teeth | Part No.     |
|-------|-------|--------------|
| 3.08  | 40-13 | RIC49-0017-1 |
| 3.23  | 42-13 | RIC49-0019-1 |
| 3.42  | 41-12 | RIC49-0278-1 |
| 3.73  | 41-11 | RIC49-0041-1 |
| 3.90  | 39-10 | RIC49-0034-1 |
| 4.10  | 41-10 | RIC69-0165-1 |

| Ratio | Teeth | Part No.      |
|-------|-------|---------------|
| 4.56  | 41-9  | RIC69-0167-1  |
| 4.88  | 39-8  | RIC69-0169-1  |
| 5.13  | 41-8  | RIC69-0171-1  |
| 5.38  | 43-8  | RIC69-0173-1† |
| 5.57  | 39-7  | RIC69-0175-1† |

### Installation Kit:

#### RIC83-1021-1

**Installation Notes:** for GM 8.5": When replacing stock 2.56 and numerically lower, the carrier must be replaced with a carrier of 2.73 or higher. † Needs special cross pin RIC80-0272-1.



## GM 7.5"-7.625"

- 8-5/16" X 10-9/16", 10 Holes
- 7.5" and 7.625" Dia. Ring Gear
- 1.438" Dia. Pinion Stem
- 27-Spline Pinion
- 1977-94 GM Trucks

| Ratio | Teeth | Part No.                  |
|-------|-------|---------------------------|
| 3.08  | 40-13 | RIC49-0001-1 <sup>§</sup> |
| 3.23  | 42-13 | RIC49-0044-1††            |
| 3.42  | 41-12 | RIC49-0045-1††            |
| 3.42  | 41-12 | RIC49-0005-1 <sup>§</sup> |

| Ratio | Teeth | Part No.                  |
|-------|-------|---------------------------|
| 3.73  | 41-11 | RIC49-0046-1††            |
| 3.73  | 41-11 | RIC49-0007-1 <sup>§</sup> |
| 4.10  | 41-10 | RIC69-0322-1††            |
| 4.56  | 41-9  | RIC69-0324-1††            |



### Installation Notes:

§ 3.08 ratio and numerically lower carrier.


†† 3.23 ratio and numerically higher carrier.

^ Needs special cross pin RIC80-0270-1.

## GM 8.875" Truck

- 11-1/2" Irregular 12 Holes, Truck 12 Bolt Cover
- 8.875" Dia. Ring Gear
- 1.438" Dia. Pinion
- 30 Splines
- 1964-82 Blazer & K-10
- 1964-82 K-20

| Ratio | Teeth | Carrier | Part No.     |
|-------|-------|---------|--------------|
| 3.42  | 41-12 | 3       | RIC49-0070-1 |
| 3.73  | 41-11 | 3       | RIC49-0072-1 |
| 3.73  | 41-11 | 4       | RIC49-0280-1 |
| 4.10  | 41-10 | 4       | RIC69-0204-1 |
| 4.10  | 41-10 | 3       | RIC69-0350-1 |



### Installation Kit

#### RIC83-1018-1


### Installation Notes:

3-3.40 ratio and numerically lower carrier

4-3.73 ratio and numerically higher carrier

## Ring And Pinion Installation Kits

Kits contain everything for installation of a new ring and pinion. Including Grade 8 ring gear bolts and washers, gaskets, seals, shims, bearings, gear marking compound, sealer and thread locking compound.



| Part No.     | Application                 |
|--------------|-----------------------------|
| RIC83-1034-1 | Dana 60                     |
| RIC83-1045-1 | Ford 7.5                    |
| RIC83-1043-1 | Ford 8.8                    |
| RIC83-1011-1 | Ford 9" 28 Spline           |
| RIC83-1013-1 | Ford 9" 31 Spline           |
| RIC83-1016-1 | GM 10 Bolt 7.5" For 1977-81 |
| RIC83-1044-1 | GM 10 Bolt 7.5" For 1982-94 |
| RIC83-1021-1 | GM 10 Bolt 8.5"             |
| RIC83-1018-1 | GM 12 Bolt Truck            |
| RIC83-1033-1 | Dana 44                     |

## Gear Marking Compound

### RIC55-0001-1

Compound is applied to ring and pinion gears during initial set-up to show gear contact pattern.



## Ring and Pinion Installation Video

A must for any racer's tool box or library. DVD format video covers the step-by-step procedure for proper ring and pinion set-up.



## EXCel Ring And Pinion Sets

EXCel ring and pinion sets offer the benefits of exceptional value and OEM-like quality. Gear design, tooling, steel selection, heat treat and quality are controlled exclusively by Richmond Gear. Ring and pinion sets are ideal for street or mild circle track applications.



| Part No.         | Ratio | Teeth |
|------------------|-------|-------|
| <b>Ford 8.8"</b> |       |       |
| RICF88373        | 3.73  | 41-11 |
| RICF88410        | 4.10  | 41-10 |
| <b>Ford 9"</b>   |       |       |
| RICF9389         | 3.89  | 35-9  |
| RICF9411         | 4.11  | 37-9  |
| RICF9433         | 4.33  | 39-9  |
| RICF9456         | 4.56  | 41-9  |
| RICF9471         | 4.71  | 33-7  |
| RICF9486         | 4.86  | 34-7  |
| RICF9514         | 5.14  | 36-7  |
| RICF9543         | 5.43  | 38-7  |
| RICF9567         | 5.67  | 34-6  |
| RICF9583         | 5.83  | 35-6  |
| RICF9600         | 6.00  | 30-5  |
| RICF9620         | 6.20  | 31-5  |
| RICF9633         | 6.33  | 38-6  |
| RICF9650         | 6.50  | 39-6  |

| Part No.                       | Ratio | Teeth |
|--------------------------------|-------|-------|
| <b>GM 10-Bolt 8.5"</b>         |       |       |
| RICGM85373                     | 3.73  | 41-11 |
| RICGM85410                     | 4.10  | 41-10 |
| RICGM85456                     | 4.56  | 41-9  |
| <b>GM 12-Bolt 8.875" Truck</b> |       |       |
| RIC12BC373 #                   | 3.73  | 41-11 |
| RIC12BC373T*                   | 3.73  | 41-11 |
| RIC12BC410 #                   | 4.10  | 41-10 |
| RIC12BC410T*                   | 4.10  | 41-10 |

**Note:** Please see previous diagrams for differential identification.

# Use With 4-Series Carrier.

\* Use With 3-Series Carrier.

@ Use With 2-Series Carrier.

| Part No.                      | Ratio | Teeth |
|-------------------------------|-------|-------|
| <b>GM 10-Bolt 7.5"/7.625"</b> |       |       |
| RICGM75373OE *                | 3.73  | 41-11 |
| RICGM75410OE *                | 4.10  | 41-10 |
| RICGM75410TK @                | 4.10  | 41-10 |
| RICGM75373OE *                | 3.73  | 41-11 |
| RICGM75410OE *                | 4.10  | 41-10 |
| RICGM75410TK @                | 4.10  | 41-10 |

## Radiance™ Colored Light Accented LED Light Bar NEW!

Built with the same high-grade aluminum alloy housing as the E-Series light bars, the colored accented LED backlighting creates a glowing effect for the forward facing LED optics. Control accent lighting independently with the addition of an optional Radiance™ multi-trigger harness. Radiance harness sold separately.

| Part No.                | Description |
|-------------------------|-------------|
| <b>White Back Light</b> |             |
| RIG210003               | 10"         |
| RIG220003               | 20"         |
| RIG240003               | 40"         |
| RIG250003               | 50"         |
| <b>Blue Back Light</b>  |             |
| RIG210013               | 10"         |
| RIG220013               | 20"         |
| RIG230013               | 30"         |
| RIG240013               | 40"         |
| RIG250013               | 50"         |
| <b>Red Back Light</b>   |             |
| RIG210023               | 10"         |
| RIG220023               | 20"         |
| RIG240023               | 40"         |
| RIG250023               | 50"         |
| <b>Green Back Light</b> |             |
| RIG210033               | 10"         |
| RIG220033               | 20"         |
| RIG230033               | 30"         |
| RIG240033               | 40"         |
| <b>Amber Back Light</b> |             |
| RIG210043               | 10"         |
| RIG220043               | 20"         |
| RIG230043               | 30"         |
| RIG240043               | 40"         |
| RIG250043               | 50"         |



## Radiance™ Multi Trigger Harness RIG40200

Designed for use with the Radiance™ light bar, the harness is equipped with two independent circuits. One circuit handles higher amperage and utilizes a relay to power the Radiance™ light bar. The second circuit handles the low amperage backlighting circuit. Includes two backlit LED rocker switches.



## Radiance LED Light Pods RIG20201

Each Radiance light pod is constructed with three LEDs producing 900 raw lumens in a compact aluminum housing with high-impact polycarbonate lens. In addition to the main LED lights, the Radiance pods are available with white, blue, red, green, and amber back light colors that can be independently controlled. Sold in pairs with brackets and all necessary hardware. Wiring harnesses sold separately.



| Part No. | Description     |
|----------|-----------------|
| RIG20200 | White backlight |
| RIG20201 | Blue backlight  |
| RIG20202 | Red             |
| RIG20204 | Amber           |

## Radiance Pod Multi-Trigger Harness Kit RIG40300

This harness was designed specifically for Radiance LED Light Pods, allowing for easy wiring of the two independent circuits. One circuit is designed for the primary LED's while circuit two is for the backlighting of the light pod. Kit contents include two switches, in-line fuse, two output leads and battery leads.



## E-Series Clear Combination Flood and Spot Light Bar

The E-Series high intensity LED light bar is the pinnacle in lighting efficiency and features 50,000+ hour life span, highest lumen output per watt, durable shockproof design, and an easy two-wire install. Rigid's patented Hybrid optics optimize both functional light spread and light distance for increased visibility. Includes single lamp, plug-and-play wiring harness, switch, mounting brackets and mounting hardware.

| Part No.  | Description | LEDs | Amp Draw |
|-----------|-------------|------|----------|
| RIG106313 | 6" Combo    | 12   | 1.74     |
| RIG110113 | 10" Flood   | 20   | 2.9      |
| RIG120313 | 20" Combo   | 40   | 5.8      |
| RIG130313 | 30" Combo   | 60   | 8.7      |
| RIG150313 | 50" Combo   | 100  | 14.49    |



## E2-Series

The E2 patented Specter optic systems for optimal light spread.

New patent pending Hyperspot optic delivers a 5° pencil beam, incredible distance, and the brightest center intensity. New 304 stainless brackets with three positions. Ideal for long-distance projecting light.



| Part No.  | Description   | LEDs | Amp Draw |
|-----------|---------------|------|----------|
| RIG178713 | 10" Hyperspot | 20   | 5.43     |
| RIG122313 | 20" Combo     | 40   | 9.57     |
| RIG132313 | 30" Combo     | 60   | 13.55    |
| RIG142313 | 40" Combo     | 80   | 17.54    |

## Dually Series 4-LED Light

The Dually series 4-LED light features a compact 3" x 3" extruded aluminum housing and a powerful 1000 lumens of light, all pulling half the amps of a turn signal. Has a 50,000+ hour lifespan, no vibration or bouncing beams, no-warm up and instant on in addition to over and under voltage protection. Lamp, wiring harness with switch, mounting bracket and mounting hardware included. FM= Flush Mount HD = HD Mount



| Part No.  | Description                                |
|-----------|--|
| RIG202513 | Dually 3" 4-LED Diffused Light Clear, Pair |
| RIG201113 | Dually 3" 4-LED Flood Light Clear, Each    |
| RIG202113 | Dually 3" 4-LED Flood Light Clear, Pair    |
| RIG202213 | Dually 3" 4-LED Spot Light Clear, Pair     |
| RIG202223 | Dually 3" 4-LED Spot Light Amber, Pair     |
| RIG212213 | Dually 3" 4-LED, Spot Light, Pair, FM      |
| RIG222213 | Dually, 3" 4-LED, Spot Light, Pair, HD     |

## Midnight Edition LED Lights

The stealth look is created with the use of Hybrid Spot Optics that offers a transparent black enamel coating enabling the light bar to "disappear" during the day while offering impressive LED technology to light up the trail. All lights are spot pattern.

| Part No.          | Description           |
|-------------------|-----------------------|
| <b>E-Series</b>   |                       |
| RIG104213BLK      | 4" Wide               |
| RIG106213BLK      | 6" Wide               |
| RIG110213BLK      | 10" Wide              |
| RIG120213BLK      | 20" Wide              |
| RIG130213BLK      | 30" Wide              |
| RIG140213BLK      | 40" Wide              |
| RIG150213BLK      | 50" Wide              |
| <b>D-Series</b>   |                       |
| RIG201213BLK      | Dually, 3" x 3", Each |
| <b>RDS-Series</b> |                       |
| RIG882213BLK      | 20" Wide              |
| RIG883213BLK      | 30" Wide              |
| RIG886213BLK      | 54" Wide              |



RIG201213BLK



RIG882213BLK

## D2 Series LED Light Set

The Dually D2 series LED light is a compact 3" x 3" lamp containing six LED's, that can be mounted anywhere. Provides 1300 lumens of light and pulls only 15 watts of power, providing a more efficient light source with a long life span of 50,000+ hours. Kit includes two lamps, plug-and-play harness, mounting brackets and hardware.



| Part No.                  | Description                                   |
|---------------------------|---|
| <a href="#">RIG502313</a> | Dually D2, 3" 6-LED Diffused Light Clear, Kit |
| <a href="#">RIG501313</a> | Dually D2, 3" 6-LED Driving Light Clear, Each |
| <a href="#">RIG504713</a> | Dually D2, 3" 6-LED Hyperspot, Pair           |

## SR-Series



The SR-Series is a single row light bar. Low-profile light bars measure only 1-3/4" tall and shine up to 75 feet in each direction, side-to-side, while reaching a distance over 1200 feet. 50,000+ hour lifetime. Features unbreakable polycarbonate lens, 6063 aluminum heatsink housing, black powder coating, Gortex pressurized vent, and is electronically protected against RFI-EFI interference. Sold individually. Includes wiring harness, lamp, and mounting hardware. SR Combo is flood and spot. SR2 Combo is hyper spot and driving.

| Part No.                  | Description       | LEDs | Amp Draw |
|---------------------------|-------------------|------|----------|
| <a href="#">RIG906313</a> | SR2-6" Combo      | 6    | 1.63     |
| <a href="#">RIG910313</a> | SR2-10" Combo     | 10   | 2.72     |
| <a href="#">RIG950313</a> | SR-50" Combo      | 50   | 13.49    |
| <a href="#">RIG906613</a> | SR2-6" Driving    | 9    | 2.2      |
| <a href="#">RIG911713</a> | SR2-10" Hyperspot | 10   | 2.6      |
| <a href="#">RIG911313</a> | SR2-10" Combo     | 12   | 4.1      |
| <a href="#">RIG921613</a> | SR2-20" Driving   | 30   | 7.61     |
| <a href="#">RIG921313</a> | SR2-20" Combo     | 26   | 8.7      |
| <a href="#">RIG951313</a> | SR2-50" Combo     | 56   | 16.4     |

## SR-M Series

The SR-M Series is housed in one of the smallest and lightest fixtures ever produced. The compact LED light can be mounted in virtually any location and can project almost 1,000 feet with hybrid spot optics. Black cover included. Sold individually with wiring harness and mounting hardware.



| Part No.                  | Description   | LEDs | Amp Draw |
|---------------------------|---------------|------|----------|
| <a href="#">RIG902113</a> | SR-M Flood    | 2    | .72      |
| <a href="#">RIG902513</a> | SR-M Diffused | 2    | .72      |
| <a href="#">RIG912313</a> | SR-M Driving  | 3    | .82      |
| <a href="#">RIG912513</a> | SR-M Diffused | 3    | .82      |

## Security Kit

### RIG40281

Extra protection for Rigid E and SR Series light bars and M-Series mount bolts. Special spanner nuts and driver secures the light mounting. One bolt kit.



## Halo Torch

### RIG30140

The Halo Torch is the best all-around flashlight that combines the latest in US made LED's with a machined aluminum reflector, making this an extremely versatile flashlight. A wide beam area illumination with a focused center projects 1,000 feet at the highest setting. Complete with flashlight, wall charger, car charger adapter, and Li-Ion battery.



## Light Covers

These Light Covers give your vehicle a unique look while also protecting your investment. Covers are made from a durable polycarbonate plastic that offers an extra layer of protection for the lens of your LED light. Swapping them out is simple and easy. They are also perfect for states that require covers on accessory lights.

| Part No.                  | Description |
|---------------------------|-------------|
| <b>E-Series</b>           |             |
| <a href="#">RIG110913</a> | Black 10"   |
| <a href="#">RIG110923</a> | Clear 10"   |
| <a href="#">RIG110933</a> | Amber 10"   |
| <a href="#">RIG110983</a> | Smoke 10"   |
| <b>SR-Series</b>          |             |
| <a href="#">RIG19093</a>  | Amber 10"   |
| <b>D-Series/D2-Series</b> |             |
| <a href="#">RIG201923</a> | Black       |
| <a href="#">RIG201923</a> | Clear       |
| <a href="#">RIG201933</a> | Amber       |
| <a href="#">RIG201983</a> | Smoke       |



## A-Series

For use anywhere from vehicle cabs, boat cabins, back of work vehicles, as well as trunks. Its cast aluminum housing is durable, lightweight, waterproof and allows installation onto almost anything. Cool White matches the kelvin of all other white LED lights. Includes adapters for radius tubes or flat mount surfaces.



| Part No.                  | Description                        |
|---------------------------|------------------------------------|
| <a href="#">RIG480093</a> | A-Series, Cool White Light, Single |
| <a href="#">RIG482113</a> | A-Series, Blue Light, Pair         |

## Rigid Ignite

### RIG20531

Measuring 14" x 14" x 2", this flexible light has 1000 lumens using spot flood or diffused beam patterns - perfect where short-range light output is needed. The Ignite uses a mounting bracket which mates with an array of off-the-shelf Go-Pro mounts.



## Back-Up Light Kit

### RIG980003

The Rigid Industries SR-M LED Light is one of the most versatile lighting products on the market today. This compact LED light can be used for virtually any lighting application, from off-road to agriculture. Includes 25' wiring harness with switch, mounting hardware, and black covers.



## 2010-14 Ford Raptor Fog Kit

### RIG40235

Mounts D-Series into existing fog light openings.



## D-Series Fog Light Mounting Bracket for Dodge Ram Trucks **NEW!** RIG46510



Made of stainless steel and black powder coated for added protection, these mounting brackets allow installation of Rigid D-series Pro lights into the factory fog light openings using the stock mounting bolts. Sold in pairs, each bracket holds (2) D-series lights (not included). Compatible with 2009-2012 RAM 1500 and 2010-2017 RAM 2500/3500 trucks.

## Jeep JL Cowl Mounting Kits for D-Series Lights **NEW!**



Own the night! Cowl mounts allow installation of up to (2) D-series lights (not included) on each side of the 2018-19 Wrangler JL without interfering with the hood or windshield. Made of black powder coated stainless steel, these brackets are designed to last. Sold in pairs, each set includes one pair of short extension arms and all mounting hardware. Additional extension arms may be ordered separately. Made in the USA and backed by Rigid's limited lifetime warranty.

| Part No. | Description   |
|----------|---|
| RIG41656 | Jeep JL Cowl Mounting Kits for D-Series Lights (Pair) |
| RIG41657 | Short Extension Arms for Cowl Mount (Pair)            |
| RIG41658 | Long Extension Arms for Cowl Mount (Pair)             |

## Jeep JL A-Pillar Mounts **NEW!** RIG41659



Rigid A-pillar mounts provide a practical and convenient way of mounting D-series, D-SS, SR-M, or Ignite lights up high and out of the way. Made of laser-cut stainless steel and black powder coated for added protection from the elements, each bracket holds one light (not included). Sold in pairs, with mounting hardware included. Made in the USA and backed by Rigid's limited lifetime warranty. Fits 2018-19 Wrangler JL.

## Jeep JL Fog Light Mounts **NEW!** RIG41660



Designed to mount D-series lights into the factory bumper location, these mounting brackets allow use of Rigid lights while maintain a clean OEM look. Made of laser-cut stainless steel and black powder coated for added protection from the elements, each bracket holds one D-series light (not included). Sold in pairs, with mounting hardware included. Made in the USA and backed by Rigid's limited lifetime warranty. Fits 2018-19 Wrangler JL.

## Jeep JL 20" Light Bar Bumper Mounts **NEW!**



Add the lighting power of a 20" Rigid light bar to a Jeep Wrangler JL with convenient bumper mounts. Designed to fit the stock JL front bumper, each bracket is laser-cut from stainless steel and black powder coated for added durability. Available for straight or curved 20" Rigid light bars. Mounts using factory bumper mounting points and includes all necessary hardware. Made in the USA and backed by Rigid's limited lifetime warranty. Fits 2018-19 Wrangler JL.

| Part No. | Description                                     | Works with  |
|----------|---|---|
| RIG41662 | Straight 20" Light Bar Bumper Mount for Jeep JL | E-Series, Radiance+, and SR- Series.                            |
| RIG41663 | Curved 20" Light Bar Bumper Mount for Jeep JL   | RDS-Series, Radiance Curved, and other Rigid curved light bars. |

## Jeep JL Mounting Brackets for Adapt Lights **NEW!**



Bring the amazing power of the RIGID 20" Adapt light to the Jeep Wrangler JL. Designed to use factory mounting points for easy installation, the Bumper-Mount version fits the stock JL front bumper, while the Hood-Mount version attaches to the hood hinges. Each bracket is laser-cut from stainless steel and black powder coated for added durability, and includes all necessary hardware. Made in the USA and backed by Rigid's limited lifetime warranty. Fits 2018-19 Wrangler JL.

| Part No. | Description   |
|----------|---|
| RIG41664 | Jeep JL Bumper-Mount Mounting Bracket for Adapt 20" Light |
| RIG41665 | Jeep JL Hood-Mount Mounting Bracket for Adapt 20" Light   |

# ROUGH COUNTRY

## SUSPENSION SYSTEMS®

### Suspension Lifts

Rough Country Suspension Lifts are available for most trucks. Rough Country kits combine easy of installation with serious on- and off-road performance. Designed to handle conditions that cause stock suspensions to fail, they allow use of larger tires and wheels, and increase ground clearance and chassis protection for the trail and off-road driving. **Front End Leveling Kits Also Available**

| Year                 | Model   |
|----------------------|---|
| <b>Chevrolet/GMC</b> |   |
| 2007-19              | Suburban  |
|                      | Avalanche   |
|                      | Silverado   |
| 2004-19              | Canyon/Colorado                                   |
| 2007-19              | Tahoe/Yukon                                       |
| 1988-98              | Chevrolet/GMC K1500 and K2500, 6-Lug Pick Up      |
| 1999-06              | Silverado/GMC Sierra 4WD                          |
|                      | Chevrolet/GMC SUV                                 |
| 2001-06              | Silverado/Sierra 2500 HD, 2/4WD                   |
| 1999-00              | Chevrolet Silverado/GMC Sierra 2500 8-Lug, 2/4WD  |
| 2001-05              | Chevrolet Silverado/GMC Sierra 1500HD/2500, 2/4WD |
| <b>Dodge</b>         |   |
| 2003-14              | Dodge Ram 2500, 2500 Mega Cab Pick up, 4WD        |
| 2005-08              | Dodge Power Wagon                                 |
| 2002-19              | Dodge Ram 1500, 4WD                               |
| 2000-02              | Dodge Dakota And Durango, 4WD                     |
| 1997-99              | Dodge Dakota And Durango, 4WD                     |
| 1994-01              | Dodge Ram 1500, 2500                              |

| Year        | Model                               |
|-------------|-------------------------------------|
| <b>Ford</b> |                                     |
| 1997-19     | Ford F150 4WD                       |
| 1997-02     | Expedition 4WD                      |
| 2000-04     | Ford Excursion 4WD                  |
| 1999-19     | F250/F350 Super Duty 4WD            |
| <b>Jeep</b> |                                     |
| 2018-19     | JL Wrangler                         |
| 2007-17     | JK Wrangler Sport                   |
|             | JK Wrangler Long Arm                |
| 1997-06     | Jeep Wrangler Rock Crawler Comp.    |
|             | Jeep Wrangler Rock Crawler Standard |
|             | Jeep Grand Cherokee                 |
|             | Jeep Wrangler TJ 2.5"               |



### Square Cree LED Lights

Compact, yet powerful LED lights are perfect for bumpers, hood, roof, etc. All-weather 24-watt, 2,000 Lumens LED lights feature a 15° spot pattern and are enclosed in durable die-cast housings. Sold per pair, complete with steel mounting brackets and wiring harness.



| Part No. | Description                                    |
|----------|--|
| RCS70903 | 2" 30-Watt, 2,880 Lumens LED, 30° Spot Pattern |
|          | 2" 24-Watt, 2,000 Lumens LED, 15° Spot Pattern |

### 50" Curved Cree LED Light Bar RCS72950



Rough Country's most powerful light bar boasts 23,040 lumens of illumination. Curved Cree 50" Light Bar floodlight/spotlight combo features a rugged die-cast aluminum housing that is both dustproof and waterproof. Sold complete with mounting brackets and wiring harness.

### LED Light Bar RCS70920

Compact and easy to mount, LED light bars virtually turn night into day. Enclosed in a dust- and weatherproof rigid die-cast aluminum housing, 20" LED light bar provides 8,800 lumens in a 12° spot/60° flood combo pattern. Sold complete with mounting brackets and wiring harness.



### Custom Light Bar Mounts



RCS70503

Custom fit light bar mounts are the ultimate solution for adding Rough Country lighting to popular Jeep models. Brackets feature an attractive, corrosion-resistant black powder coat finish.

| Part No. | Description  |
|----------|--|
| RCS70503 | Upper Windshield 50" Light Bar Mounts, 1997-06 Jeep TJ |
| RCS70504 | Upper Windshield 50" Light Bar Mounts, 2007-17 Jeep JK |

### Ford 30" Cree LED Grille Kit RCS70532

Rough Country's grille mount kits for 2011-16 F-250/F-350 Super Duty models includes everything you need to mount our 30" single-row LED lights in the factory opening of the truck grille.



## Synthetic Motor Oil

One of the best synthetics available for original equipment vehicles. Specially formulated SAE grades are suitable for everything from general transportation to budget-minded racing. A long-life oil, it keeps engines cleaner for better gas mileage and reduced oil consumption. One-quart container, unless specified. API certified.



| Oil    | 1 Qt. Bottle | 1 Case (6) 1 Qts. | 5 Qt. Bottle | 1 Case (3) 5 Qts. | 1 Gallon Jug |
|--------|--------------|-------------------|--------------|-------------------|--------------|
| 30W    | ROY01030     | ROY06030          | —            | —                 | —            |
| 40W    | ROY01040     | ROY06040          | —            | —                 | —            |
| 50W    | ROY01050     | ROY06050          | —            | —                 | —            |
| 0W-20  | ROY01020     | ROY06020          | ROY51020     | ROY53020          | —            |
| 0W-40  | ROY11484     | ROY06484          | —            | —                 | —            |
| 5W-20  | ROY01520     | ROY06520          | ROY51520     | ROY53520          | —            |
| 5W-30  | ROY01530     | ROY06530          | ROY51530     | ROY53530          | —            |
| 5W-40  | ROY01540     | ROY06540          | —            | —                 | —            |
| 10W-30 | ROY01130     | ROY06130          | ROY51130     | ROY53130          | —            |
| 15W-40 | ROY01154     | ROY06154          | —            | —                 | ROY04154     |
| 20W-50 | ROY31250     | ROY36250          | —            | —                 | —            |

## Max-EZ Power Steering Fluid

Max-EZ is a consistent high-performance power steering fluid that resists high temperatures and pressures that develop in power steering units. Non-foaming, Max-EZ actually reduces temperatures and increases pump life. Sold in one-quart bottles or a case.



| 1 Qt. Bottle | 1 Case (12) Qts. |
|--------------|------------------|
| ROY01326     | ROY12326         |

## Manual Transmission Fluid Synchronax™

Synochromax™ is recommended for manual transmissions that require an automatic transmission fluid or motor oil. Improves shift quality over a wide temperature range and reduces gear noise. Sold in one-quart bottles or a case.



| 1 Qt. Bottle | 1 Case (6) Qts. |
|--------------|-----------------|
| ROY01512     | ROY06512        |

## Max-Gear Gear Oil

The ideal high-performance gear oil, Max-Gear has an impact absorbing, non-shearing molecular structure to reduce internal friction, resultant heat and wear. Sold in one-quart bottles or a case.



| Description | 1 Qt. Bottle | 1 Case (6) Qts. |
|-------------|--------------|-----------------|
| 75W-90      | ROY01300     | ROY06300        |
| 75W-140     | ROY01301     | ROY06301        |

## Purple Ice Radiator Super Coolant

Purple Ice reduces the surface tension of the coolant so it can penetrate the porous metal surfaces in vital heat transfer areas of the radiator. An exclusive ingredient, Molybdate, provides a protective coating for aluminum parts, preventing corrosion and erosion. Ideal for use where glycol (anti-freeze) is not used. Sold in 16-oz. bottle.



| 16 Oz. Bottle | 1 Case (16) Oz. |
|---------------|-----------------|
| ROY01600      | ROY12600        |

## MaxFilm®

Maxfilm is a high film strength, multipurpose, synthetic lubricant / penetrant that excels in a wide array of applications. Maxfilm deeply penetrates, cleans and loosens rusted parts. Once applied, its solvent carrier evaporates and leaves a tenacious, thixotropic lubricating film on all metal surfaces, providing long lasting protection against wear, rust and corrosion. Sold in 11-oz. can.



| 11 Oz. Bottle | 1 Case (11) Oz. |
|---------------|-----------------|
| ROY05000      | ROY15000        |

## Tru Fuel

This premixed fuel is engineered specifically for 2-cycle engines. It's a ready-to-use blend of high-octane, ethanol-free fuel, synthetic oil and performance enhancing additives that's engineered to optimize equipment performance and protect the engine.



| Part No.   | Description             |
|------------|-------------------------|
| ROY6525538 | 40:1 Pre-Mix, 32 Oz.    |
| ROY6525638 | 50:1 Pre-Mix, 32 Oz.    |
| ROY6527238 | 4-Cycle Pre-Mix, 32 Oz. |

## Max-Clean™ Fuel System Cleaner and Stabilizer

Max-Clean is a state-of-the-art synthetic fuel system cleaner that deeply penetrates and cleans injectors, carburetors, intake valves, and combustion chambers fuel economy and reduce emissions. Recommended treat rate and usage, 3,000 mile interval add 6 ounces to 20 gallons of fuel or 10,000 mile interval add 20 ounces to 20 gallons of fuel.



| 20-Oz. Bottle | 6 x 20-Oz. Case |
|---------------|-----------------|
| ROY11722      | ROY11723        |

## Max-Boost™ Octane Booster and Fuel System Stabilizer

Max-Boost is a high-performance octane booster and fuel treatment for racing applications that increases gasoline octane, reduces emissions, and enhances engine performance while stabilizing fuel. Max-Boost delivers the best octane enhancement to help eliminate engine damaging detonation, pre-ignition, and pinging or knocking from low octane gasoline. Raises octane rating up to 30 points or 3 numbers. One can of Max-Boost treats up to 25 gallons of gasoline. Max-Boost is a racing formula and is not street legal.



| 16-Oz. Bottle | 6 x 16-Oz. Bottle |
|---------------|-------------------|
| ROY11757      | ROY06757          |

## Max-Tane™ Diesel Fuel Injection Cleaner

Max-Tane is for year-round use in all types of light, medium, and heavy-duty diesel engines, and is compatible with any type or grade of diesel fuel, including #1 diesel and #2 diesel, biodiesel, and ultra-low-sulfur diesel (ULSD). 5 ounces treats 25 gallons.



| 20-Oz. Bottle | 6 x 20-Oz. Bottle |
|---------------|-------------------|
| ROY11755      | ROY06755          |

## Max-Atomizer™ Fuel Injector Cleaner 6oz. Bottle ROY18000

Royal Purple's Max-Atomizer is a fully-synthetic, highly concentrated, high-performance fuel injector cleaner. It is specially formulated to solve problems with today's direct injection engines, but can be used with any type of fuel injection. Max-Atomizer contains highly concentrated polyetheramine (PEA) detergents that quickly clean clogged and choked injectors, restoring 100% of injector flow. This optimizes injector spray patterns and better atomizes fuel as it enters the combustion chamber. The result is improved fuel economy, enhanced power and performance, reduced emissions, smoother idle, and quicker/easier starts. Max-Atomizer is the only fuel injector cleaner that also stabilizes ethanol, which is prone to chemical breakdown, potentially causing engine and fuel system issues.





## 1987-06 Jeep Wrangler YJ TJ Half Door Insert Kit RUG11819.15

Black half-door inserts replace worn out factory half-door inserts. Sold in 3-packs (1 pack per door).



## 1955-06 Jeep CJ/Wrangler YJ/TJ Door Limiter Strap Kit RUG12103.01

Adjustable nylon strap allows door to open to maximum desired position. Strap is manufactured with several pockets for the greatest range of adjustability. Can be used on half doors as well as full doors. Sold in pairs.




## Headlight Bezel Kits



These easy-to-install black UV treated plastic headlight bezels attach to factory mounting points. Sold in pairs.

| Part No.    | Application                                    |
|-------------|--|
| RUG12419.23 | 1997-06 Wrangler TJ, Black Headlight Bezel Kit |
| RUG12419.25 | 2007-18 Wrangler JK, Black Headlight Bezel Kit |

## Exterior Mirror Accessories And Components



RUG11025.04



RUG11025.13

| Part No.    | Description   |
|-------------|---|
| RUG11025.04 | 2007-18 Wrangler JK, Mirror Relocation Bracket Kit, Black, Pair                               |
| RUG11025.10 | 1997-18 Wrangler TJ/JK, Quick Release Round Mirror Relocation Kit, Black, Pair                |
| RUG11025.11 | 1997-18 Wrangler TJ/JK, Quick Release Relocation Mirror, Round Left Or Right, Black, Each     |
| RUG11025.12 | 1997-18 Wrangler TJ/JK, Quick Release Rectangular Mirror Kit, Black, Pair                     |
| RUG11025.13 | 1997-18 Wrangler TJ/JK, Quick Release Rectangular Mirror, Left Or Right, Black, Each          |
| RUG11025.14 | 1997-18 Wrangler TJ/JK, Quick Release Rectangular Mirror, Left Or Right, Textured Black, Each |
| RUG11025.16 | 1997-18 Wrangler TJ/JK, Quick Release Round Mirror Kit, Textured Black, Pair                  |
| RUG11025.18 | 1997-18 Wrangler TJ/JK, Quick Release Rectangular Mirror Kit, Textured Black, Pair            |
| RUG11025.22 | 1997-18 Wrangler TJ/JK, Stubby Rectangular Trail Mirror Kit, Textured Black, Pair             |

## Trail Mirrors for Jeep Wrangler JL/JL Unlimited

Hitting the trails with the doors off your Jeep can be fun, but it normally means leaving your side-view mirrors behind, too, putting you at risk of running into trouble with the law. These trail mirrors bolt on to the windshield hinges and can be used with the windshield up or down. Fully adjustable and finished with satin black powder coat, they are available in either round or rectangular format. Sold individually, they can be installed on either left or right side and include all required mounting hardware.



| Part No.    | Description  |
|-------------|--|
| RUG11025.23 | Round Trail Mirror for Jeep Wrangler JL and JLU (each)       |
| RUG11025.24 | Rectangular Trail Mirror for Jeep Wrangler JL and JLU (each) |

## 1997-06 Wrangler TJ • Windshield Tie Down Kit RUG11104.03

304 stainless steel construction makes this five-piece black windshield tie-down kit virtually rust-proof. Kit includes one foot-man loop, two hood bumper accents, two washer nozzle covers, and all necessary hardware.



## Door Hinge Kits

| Part No.    | Description   |
|-------------|---|
| RUG11113.02 | 1987-06 Wrangler TJ, Four-Piece Stainless Steel Door Hinge Kit            |
| RUG11113.04 | 1976-06 CJ/Wrangler, Polished Stainless Steel Lower Door Hinges, Pair     |
| RUG11202.01 | 1987-06 Wrangler TJ, Black Powder Coated Door Four Piece Hinge Kit        |
| RUG11202.03 | 1976-06 CJ/Wrangler, Black Powder Coated Lower Door Hinges, Pair          |
| RUG11202.07 | 1999-06 Wrangler TJ, Door Hinge Insert Kit, Brass Four Piece (2 per door) |

## Hood Latch Kits



RUG11210.01

| Part No.    | Description   |
|-------------|---|
| RUG11210.01 | 1941-95 Jeep CJ/Wrangler YJ, Black Powder Coated Hood Latch Kit, Pair           |
| RUG11210.11 | 2007-18 Wrangler JK, Black Aluminum Hood Latch Kit, Pair                        |
| RUG11210.15 | 1997-06 Wrangler TJ, Black Aluminum Hood Latch Kit, Pair                        |
| RUG11210.17 | 2007-18 Wrangler JK, Black Powder Coated Textured Aluminum Hood Latch Kit, Pair |

## Door Sill Protectors


RUG11216.01



| Part No.    | Description  |
|-------------|--|
| RUG11216.01 | 1997-06 Wrangler TJ, Door Sill Protectors, Black Powder Coated Steel, Pair         |
| RUG11216.20 | 2007-18 Wrangler JK Two Door, Thermoplastic Door Sill Protectors, Pair             |
| RUG11216.21 | 2007-18 Wrangler JLU Four Door, Thermoplastic Door Sill Protectors, Front And Rear |
| RUG11216.22 | 1997-06 Wrangler TJ, Black ABS Plastic Door Sill Protectors, Pair                  |

## License Plate Mounting Bracket Kits

These brackets allow mounting a license plate on the front of the winch fairlead. Easily removable when it's time to use the winch.



| Part No.    | Description   |
|-------------|---|
| RUG11238.05 | License Plate Mounting Bracket for Roller Fairleads, Includes Mounting Hardware |
| RUG11238.07 | License Plate Mounting Bracket for Hawse Fairlead, Includes Mounting Hardware   |

## Tail Light Guards



RUG11226.02 RUG11226.11

| Part No.    | Description  |
|-------------|--|
| RUG11226.01 | 1976-06 Jeep CJ/Wrangler YJ/TJ, Euro-Style Black Powder Coated Steel, Pair |
| RUG11226.02 | 2007-18 Wrangler JK, Euro-Style Black Powder Coated Steel, Pair            |
| RUG11226.04 | 2007-18 Wrangler JK, Elite Guard Black Brushed Aluminum, Pair              |
| RUG11226.05 | 2007-18 Wrangler JK, Elite Guard Black Aluminum, Pair                      |
| RUG11226.11 | 2007-18 Wrangler JK, Euro-Style Textured Black Powder Coated Steel, Pair   |

## Gas Cap Doors



RUG11229.01 RUG11229.05

| Part No.    | Description  |
|-------------|--|
| RUG11229.01 | 1997-06 Wrangler TJ, Non-Locking, Black Semi-Gloss Powder Coat                       |
| RUG11229.02 | 2007-18 Wrangler JK, Non-Locking, Black Semi-Gloss Powder Coat                       |
| RUG11229.03 | 2007-18 Wrangler JK, Locking, Black Semi-Gloss Powder Coated Steel                   |
| RUG11229.05 | 2007-18 Wrangler JK, Non-Locking, Textured Black Semi-Gloss Powder Coat              |
| RUG11229.06 | 2007-18 Wrangler JK, Locking, Textured Black Semi-Gloss Powder Coated Steel          |
| RUG11425.05 | 2007-18 Wrangler JK, Non-Locking, Black Aluminum                                     |
| RUG11425.12 | 2007-18 Wrangler JK, Elite, Non-Locking, Textured Satin Black Powder Coated Aluminum |

## Headlight, Turn Signal, And Side Marker Guards



| Part No.    | Description   |
|-------------|---|
| RUG11230.12 | 2007-18 Wrangler JK, Elite Euro Headlight Guards, Black Textured Aluminum, Pair         |
| RUG11230.13 | 2007-18 Wrangler JK, Elite Euro Pivotal Headlight Guards, Black Textured Aluminum, Pair |
| RUG11231.26 | 2007-18 Wrangler JK, Elite Euro Turn Signal Guards, Black Textured Aluminum, Pair       |
| RUG11231.27 | 2007-18 Wrangler JK, Elite Euro Side Marker Guards, Black Textured Aluminum, Pair       |

## D-Ring Shackle Kits And Accessories



RUG11234.01

| Part No.    | Description   |
|-------------|---|
| RUG11234.01 | Receiver Mounted 3/4" Pin Black D-Ring Shackle Assembly, Fits 2" Receiver, 9,000 Lb. Capacity       |
| RUG11235.04 | D-Ring Shackle Kit, 3/4" Pin, Black, 9,500 Lb. Working Load Limit, Pair                             |
| RUG11235.06 | D-Ring Shackle Kit, 7/8" Pin, Black, 13,500 Lb. Working Load Limit, Pair                            |
| RUG11235.08 | D-Ring Shackle Kit, 3/4" Pin, Red, 9,500 Lb. Working Load Limit, Pair                               |
| RUG11235.10 | Snatch Block Pulley, Accepts Up To 3/8" Diameter Cable or Synthetic Rope, 20,000 Working Load Limit |
| RUG11235.30 | D-Ring Shackle Isolator Kit, Fits 3/4" Rings, Includes Two Black Rubber Isolators And Four Washers  |

## Grille Insert Kits

Custom-made, black UV-treated plastic inserts that resist fading, cracking, and warping. Simple snap-in installation with no drilling tools required.




RUG11306.03

| Part No.    | Application  |
|-------------|--|
| RUG11306.03 | 1997-06 Wrangler TJ, Seven Piece Black Insert Kit  |
| RUG11306.30 | 2007-18 Wrangler JK, Seven Piece Black Insert Kit, Will Not Fit With Factory Grille Inserts            |
| RUG11306.31 | 2007-18 Wrangler JK, Seven Piece Black Perforated Insert Kit, Will Not Fit With Factory Grille Inserts |

## Mesh Grilles

These black powder coated metal inserts are designed to mount behind the vehicle's grille. Kits include corrosion-resistant hardware and five year limited warranty. Will not work with factory grille inserts.



RUG11401.31

| Part No.    | Application                                  |
|-------------|--|
| RUG11401.31 | 2007-18 Wrangler JK, Mesh Design             |
| RUG11401.32 | 2007-18 Wrangler JK, Perforated Metal Design |

## 2007-18 Wrangler JK Spartan Grille RUG12034.01

This complete satin black grille assembly features interchangeable inserts that allow the owner to customize the front of his vehicle



The injection-molded grille can be painted to match the original color and has a larger front opening to provide increased air flow, resulting in lower engine temperatures at slow speeds.

## Portable LED Courtesy Light RUG11309.02

Self-contained clip-on LED light easily mounts to sun visor for added interior light or under the hood for emergency night-time repairs.



## Storage Pouch/ Sunglass Holder RUG12101.52

Black universal storage pouch easily attaches to sport bar using hook-and-loop fasteners. No drilling required.



## Bug Deflectors



Constructed of durable scratch-resistant acrylic, these wind and bug deflectors easily install with high-quality automotive-grade tape.

| Part No.                    | Application  |
|-----------------------------|--|
| <a href="#">RUG11348.02</a> | 2007-18 Wrangler JK, Matte Black Wraparound Hood Bug Deflector |
| <a href="#">RUG11350.02</a> | 2007-18 Wrangler JK, Smoke Wraparound Hood Bug Deflector       |

## 2007-18 Wrangler JKU Side Window Rain Deflectors [RUG11351.12](#)

Featuring a durable scratch-resistant 2mm thick smoked acrylic and a low-profile design for a precise fit, these deflectors let the fresh air in, keep the rain out, and reduce wind noise when the windows are open. Easy tape-on installation. Four-piece kit.



## 2007-18 Wrangler JK Side Window Visor Kit [RUG11349.12](#)

This 4-pc set of matte black window visors allow opening a window for ventilation while remaining dry. Easy tape on installation.



## 2007-18 Wrangler JK CB Radio Mounting Bracket [RUG11503.95](#)

This bracket conveniently mounts over the rear-view mirror for easy radio access. Manufactured from black powder coated steel. Minor drilling required for 2007-10 Wrangler JK, no drilling required for 2011-up Wrangler JK.



## Tube Doors

Designed to add a rugged, open-air feel to the Jeep Wrangler JL and JLU, these doors are designed for easy installation and years of tough service. They are made of heavy-duty 2" OD steel tubing with a contoured steel latch plate, and welded for rugged, rattle-free performance, on-road and off. Front doors feature a predrilled mounting plate for factory style side mirrors, and each door is shipped fully assembled with a secure rotary latch and factory-style hinge pins. They are black powder coated for weather resistance and covered by Rugged Ridge's 5-year limited warranty. Sold in pairs.



| Part No.                    | Description   |
|-----------------------------|---|
| <a href="#">RUG11509.10</a> | 2007-18 Front Tube Doors for Wrangler JL and JLU (Pair) |
| <a href="#">RUG11509.13</a> | 2018 Front Tube Doors for Wrangler JL and JLU (Pair)    |
| <a href="#">RUG11509.14</a> | 2018 Rear Tube Doors for Wrangler JLU (Pair)            |

## Tube Bumper End Cap [RUG11525.01](#)

Three-inch round plastic, tubular bumper end caps. Fit most three-inch bumpers. Each.




## 2007-18 Wrangler JK Third Brake Light Extension Kit [RUG11546.23](#)

This black powder coated steel bracket adds two inches of height to the third brake light. The additional height lifts the brake light over a 33-34 inch tire. Includes all necessary installation hardware.



## 2007-18 Wrangler JK Heavy-Duty Tire Carrier Kit [RUG11546.50](#)

Designed to provide the ultimate in strength and stability when mounting oversized wheels and tires on the back of the Wrangler JK. The die-cast aluminum hinge casting provides maximum strength without the excess weight of steel. The one-piece design maintains one-handed access to the cargo area and rigidly links the wheel mount to the reinforced section of the rear quarter panel. Forged steel hinge brackets and hardened steel pins The wheel mount lifts the mounting position and adds depth and tilt adjustability for large diameter and wider tire options. Rated for up to and including 37" wheel-tire combinations. Includes adjustable third brake light bracket. Compatible with OE and most aftermarket rear bumpers. Black powder coated. No drilling required.



## Spartacus HD Tire Carrier Hinge for Jeep Wrangler JL and JL Unlimited [RUG11546.56](#)

An oversized spare tire can put a lot of strain on the factory tailgate hinges, especially when off-roading. The Spartacus HD Tire Carrier Hinge is designed to handle the extra weight of oversized spares under the most extreme conditions. Made of precision die-cast aluminum with forged steel brackets and hardened steel hinge pins for maximum strength without excess weight, this one-piece hinge assembly is a direct replacement for the factory hinges, and allows easy, one-handed access to the rear cargo area. Installs with no drilling required and is compatible with OE and most aftermarket rear bumpers. Fits 2018-19 Wrangler JL




## 1987-06 Wrangler YJ / TJ / LJ Heavy-Duty Spare Tire Mount [RUG11585.01](#)

Constructed from 1/4" steel plate, this mount relocates the tire out an additional 2" for larger tire clearance. Attaches to the tailgate in factory mount location. No drilling or modifications required.



## LED Third Brake Light Ring

LED ring adds a brilliant ring of torch-red LED's behind the spare tire. Designed to work with various rim diameters from 15" to 20" having a 5-lug bolt pattern with 4.5", 5", or 5.5" spacing. Manufactured with waterproof connectors for reliable operation in all weather conditions.



| Part No.                    | Description                      |
|-----------------------------|----------------------------------|
| <a href="#">RUG11585.04</a> | Fits Jeep CJ/YJ/TJ and JK models |
| <a href="#">RUG11585.06</a> | Fits 2018-19 Wrangler JL.        |

## 2007-18 Wrangler JK Off-Road Jack Mounting Brackets

| Part No.                    | Description   |
|-----------------------------|---|
| <a href="#">RUG11586.01</a> | Tailgate Mount Brackets, Black Textured Steel, Attach To Factory Tailgate Hinges, Drilling Required, Include Attaching Hardware |
| <a href="#">RUG11586.04</a> | Hood Mount Brackets, Black Textured Powder Coated Aluminum, Include Attaching Hardware  |



## 2007-18 Wrangler JK Hurricane Flat Fender Flare Kit RUG11640.10


Hurricane Flat Fender Flare incorporates a unique double bolt pocket that combines the popular modern pocket style with the traditional flat fender design first found on the 1941 Willys MA. Constructed from durable black TPE plastic that can be left unfinished or painted to match the factory paint.



Each kit contains two sets of corrosion-resistant fasteners, one stainless steel and one black so owners can personalize the final look to their tastes. All mounting hardware is included. Four-piece kit.

## Body Armor

Constructed of black diamond plate-looking UV-treated thermoplastic for the coolest, toughest looking upgrade for any Jeep. Attaches with ultra strong 3M tape to ensure a secure fit (front guard also may require some under hood drilling).



| Part No.                    | Description   |
|-----------------------------|---|
| <a href="#">RUG11650.05</a> | 1997-06 Wrangler TJ, Body Armor Rocker Side Panel Kit, Pair |
| <a href="#">RUG11651.17</a> | 2007-18 Wrangler JK, Body Armor Hood Guard                  |
| <a href="#">RUG11651.18</a> | 2007-18 Wrangler JK/JKU, Body Armor Cowl Panel, Pair        |

## 2007-18 Jeep Wrangler JKU Door Handle Recess Guard Kit RUG11651.26

Five-piece set of black ABS plastic guards. Attaches with pre-applied double sided tape.



## 1997-06 Jeep Wrangler TJ Door Spring Kit RUG11819.01

This pair of springs keep interior lights off when the doors are removed.



## Floor Liners

Custom fit black thermo-plastic floor liners with a raised lip to capture all spills and debris. Manufactured with patented Chevron-shaped deep tread technology to channel liquids away from shoes.



| Part No.                       | Application   |
|--------------------------------|---|
| <b>Front Floor Liners</b>      |   |
| <a href="#">RUG12920.36</a>    | 2018-19 Wrangler JL/JLU, Black, Pair                            |
| <a href="#">RUG12920.01</a>    | 2007-13 Wrangler JK/JKU, Black, Pair                            |
| <a href="#">RUG12920.03</a>    | 2014-18 Wrangler JK/JKU, Black, Pair                            |
| <a href="#">RUG12920.21</a>    | 1976-95 Jeep CJ5, CJ7, CJ8, Black, Pair                         |
| <a href="#">RUG82901.04</a>    | 2014-18 Chevrolet/GMC SUV And Pickup, Black, Pair               |
| <a href="#">RUG82902.30</a>    | 2012-16 Ford F-250/F350 Super Duty, Black, Pair                 |
| <a href="#">RUG82902.33</a>    | 2015-18 Ford F-150, Black, Pair                                 |
| <a href="#">RUG82903.05</a>    | 2012-18 Ram 1500-3500, Black, Pair                              |
| <a href="#">RUG82903.08</a>    | 2010-18 Ram 1500-3500 Megacab And Crew Cab, Black, Pair         |
| <b>Rear Floor Liners</b>       |   |
| <a href="#">RUG12950.48</a>    | 2018-19 Wrangler JLU, One Piece, Black, Single                  |
| <a href="#">RUG12950.01</a>    | 2007-18 Wrangler JKU, One Piece, Black                          |
| <a href="#">RUG12950.02</a>    | 2007-18 Wrangler JKU, Black, Pair                               |
| <a href="#">RUG12975.03</a>    | 2011-18 Wrangler JK/JKU   |
| <b>Front/Rear Floor Liners</b> |   |
| <a href="#">RUG12987.01</a>    | 2007-18 Wrangler JKU, Black                                     |
| <a href="#">RUG12987.04</a>    | 2007-18 Wrangler JK 4 Door, Black                               |
| <a href="#">RUG12987.10</a>    | 1997-06 Wrangler TJ, Black 2004-06 Wrangler LJ Unlimited, Black |
| <b>Complete Floor Liners</b>   |   |
| <a href="#">RUG12988.04</a>    | 2011-18 Wrangler JKU, Front/Back/Cargo Area, Black              |
| <b>Cargo Area</b>              |   |
| <a href="#">RUG12988.04</a>    | 2018-19 Wrangler JLU, Cargo Area, Black Single                  |

## 2011-18 Wrangler JK/JL Console Cover RUG13107.42

Black polyurethane foam center console cover.



## 2011-18 Wrangler JK/JKU Arm Rest Cover RUG13108.01

Black neoprene arm rest pad and slip-on cover.



## 1976-95 Jeep CJ/ Wrangler YJ Seat Slider RUG13201.03

Steel seat slider track kit.  
Fits either right or left side.



## 2007-18 Wrangler JKU 3C Rear Cargo Cover RUG13260.01

Configurable Cargo Cover (3C) offers complete protection of rear cargo area. Built-in front curtain wall helps keep unwanted items and pets from entering the front seat area. Fits 4-door 2007-18 JKU models without subwoofer and 2015-18 with subwoofer.



## 1955-18 Jeep CJ/Wrangler YJ/ TJ/JK/JL Deluxe Grab Handle Kit RUG13305.02

Black deluxe grab handles fit all 1955-18 Jeep sport bars and 3" roll cages with padding. Sold in pairs.



## 2001-18 Wrangler JKU Grab Handles RUG13305.14

Rear side grab handles offer easy entry and exit. Easily attach directly into factory mounting holes with original hardware. They also double as front seat grab handles by easily attaching to the windshield pillar with supplied hardware. Sold in pairs.



## Ultimate Grab Handle Kits

Constructed of tough nylon webbing with a molded sure-grip handle. Designed to fit all 2" or 3" padded or unpadded roll bars and available in either black or red. Sold in pairs.



| Part No.    | Description                     |
|-------------|---------------------------------|
| RUG13505.03 | 1955-18 Jeep CJ/Wrangler, Red   |
| RUG13505.04 | 1955-18 Jeep CJ/Wrangler, Black |

## Paracord Grab Handle Kits

These unique looking grab handles are constructed of durable 550 nylon parachute cord that is woven into a brawny "Double Cobra" style knot. Each handle secures to a two or three-inch diameter roll bar with heavy-duty hook-and-loop straps for a firm and stable fit. Available in a variety of color combinations, black on black, red on black, or gray on black. Sold in pairs.



| Part No.    | Description                              |
|-------------|--|
| RUG13505.30 | 1955-18 Jeep CJ/Wrangler, Black On Black |
| RUG13505.31 | 1955-18 Jeep CJ/Wrangler, Red On Black   |
| RUG13505.32 | 1955-18 Jeep CJ/Wrangler, Gray On Black  |

## 1955-18 Jeep CJ's/YJ/TJ/JK/JL Fire Extinguisher Holder RUG13305.21

Special designed holder incorporates thick nylon web straps that secures fire extinguisher to the roll bar. Straps are fully adjustable and secure with hook and loop fasteners. This easy-to-use holder works with 3" roll bars, with or without padding. Holds one 3 lb. fire extinguisher (not included).



## Fire Elite Extinguisher Holder for 76-current Jeep CJ/Wrangler RUG11238.40

Be prepared for emergencies by keeping a fire extinguisher close at hand in your Jeep. An attractive, textured black powder coated billet-style cast aluminum body provides great looks while a stainless steel spring-release mechanism permits easy one-handed access. Designed to work with most 2.5-lb. round fire extinguishers, the holder can mount directly to a roll bar tube or to any flat surface with the included hardware. Fire extinguisher not included.



## 1976-95 Jeep CJ/Wrangler YJ Cup Holder RUG13306.01

This textured black durable cup holder, constructed of durable rigid ribbed plastic, easily mounts to the windshield frame using factory hardware. Uses factory bolts, no drilling required.



## 1978-95 Jeep CJ/Wrangler YJ Cowl Vent Scoop RUG13307.01

This black UV-treated plastic air induction scoop forces more air into the Jeep ventilation system increasing interior ventilation up to 60 percent. Installs over factory hood vent without drilling. For maximum air flow, the scoop should be mounted facing the windshield.



## 2007-18 Wrangler JK/JKU Elite Door Handle Inserts RUG13311.53

These lightweight cast aluminum door handle inserts feature a unique tread style pattern with a brushed finish and black recesses. Kit includes 5 inserts for all doors and rear tailgate. Simple installation with double-sided automotive tape.



## Winch Cover RUG15102.02

Manufactured from durable black vinyl with reinforced grommets. Fits Rugged Ridge 8,500 lb., 10,500 lb., and 12,500 lb. winches.



## Winch Cable Stopper RUG15102.05

Molded lightweight polyurethane cable stopper gives user an estimate of the distance the cable can be reeled in before possibly damaging the fairlead and winch cable or rope. Fits most off-road and UTV winches.



## Interior Accessories



RUG13551.13



RUG17235.03



RUG17235.58

| Part No.                                 | Description  |
|--|--|
| <b>CB Radio Dash Mount Kit</b>           |  |
| RUG13551.09                              | 1997-06 Wrangler TJ/LJ   |
| <b>Multi-Use Dash Mount Brackets</b>     |  |
| RUG13551.11                              | 2011-18 Wrangler JK  |
| RUG13551.16                              | Cell Phone Kit, 2011-18 Wrangler JK  |
| RUG13551.17                              | Cell Phone Kit, 2007-10 Wrangler JK  |
| RUG13551.19                              | Cell Phone Kit, 1997-06 Wrangler TJ/LJ   |
| <b>Cell Phone Mount</b>                  |  |
| RUG13551.13                              | Works With RUG13551.11 Dash Mount Bracket  |
| <b>Eclipse Roof Sun Shades</b>           |  |
| RUG13579.04                              | 2007-18 Wrangler JK Two Door, Black Mesh   |
| RUG13579.05                              | Eclipse Roof Sun Shade, 2007-18 Wrangler JKU Four Door, Full Length Black Mesh   |
| RUG13579.06                              | Eclipse Roof Sun Shade, 2007-18 Wrangler JK Two Door, Full Length Black Mesh     |
| <b>Two Position 20 Amp Rocker Switch</b> |  |
| RUG17235.03                              | Black Base Blue Indicator Light, Each  |
| <b>A-Pillar Pod Switch Kits</b>          |  |
| RUG17235.58                              | Four Pre Cut Switch Holes, Does Not Include Switches, Black, 2011-18 Wrangler JK |
| RUG17235.96                              | Includes Four Rocker Switches, Dark Charcoal, 2011-18 Wrangler JK                |
| RUG17235.71                              | Includes Four Rocker Switches, Black, 2011-18 Wrangler JK                        |

## Driving Light Kit RUG15209.01

This bright, waterproof, 3.5-inch round, 18-watt LED light has a driving beam pattern and puts out 1040 lumens of light. Lights are installed in black powder-coated aluminum housings with weather-tight connectors. The Epistar bulbs have a 30,000 hour life, providing a stable light output for many hours of use. Kit includes mounting bracket and attaching hardware.



## 2007-18 Wrangler JK/JL XHD Black Satin Custom Wheel RUG15301.01

This Hub-centric design exactly centers the wheel over the hub providing the best fit possible and the proper clearance for brake rotors, steering, and suspension components. Each wheel includes a UV-treated polished center cap that replicates a manual hub for that off-road look. Rugged Ridge wheels have been independently tested and certified to meet/exceed SAE J2530 standards for wheel strength and durability. These 17" x 9" wheels have 4.53" backspacing, 5" x 5.00" bolt pattern, and -12mm offset.



## Black Lug Nuts Set Of 20 RUG16715.23

This 20-piece set of black lug nuts has a 19mm hex head and 1/2"-20 thread. Each lug nut is double-coated for high corrosion resistance to combat rust in any environment.



## Antennas And Accessories



RUG17212.08



RUG17212.13

| Part No.                                 | Description  |
|--|--|
| <b>13" Rubber-Coated Stubby Antennas</b> |  |
| RUG17212.08                              | 1997-06 Wrangler TJ/LJ                                       |
| RUG17212.10                              | 2007-18 Wrangler JK/JKU/JL                                   |
| <b>Die-Cast Aluminum Antenna Bases</b>   |  |
| RUG17212.13                              | Textured Black Powder, 2007-18 Wrangler JK/JL                |
| RUG17212.14                              | Die-Cast Aluminum, Red Powder Coated, 2007-18 Wrangler JK/JL |
| RUG17212.15                              | Paintable Raw Finish, 2007-18 Wrangler JK/JL                 |

## D 2012-18 Wrangler JK Exhaust Y-Pipe Spacer Kit RUG17606.76

Jeep Wrangler JK's with 2.5" or more of lift have issues with their front driveshaft making contact with the exhaust Y-Pipe, melting the CV boot and causing the driveshaft to fail prematurely. This spacer kit for the 3.6L Wrangler helps move the Y-pipe further back and increases the amount of front suspension travel from 2.5" to over 5.5". These spacers install on the flanges between the front headers and Y-pipe. All necessary hardware needed for installation is included in the kit.



## 1984-06 Jeep TJ/XJ/ZJ Heavy-Duty Tie Rod And Drag Link Kit RUG18050.82

This bolt-on heavy-duty steering kit prevents bent tie rod ends, caused by the installation of larger tires and wheels. The tubes are 1-1/4" OD steel that is cold-rolled, pierced, and drawn through dies to produce a 1/4" wall thickness. Heavy-duty 7/8" rod ends feature standard tapered ends to fit stock knuckle applications. Kit includes four tie rod ends, two tie rods, and steering dampener bracket. Will not work with factory Rubicon wheels or wheels with a flat-style face. Not recommended for vehicles with over 4" of lift.



## Spare Tire Covers



RUG12802.01



RUG772901

| Part No.    | Description  |
|-------------|--|
| RUG772901   | Black vinyl wrap-around spare tire cover fits 27"-29" tires. |
| RUG12802.01 | Black vinyl-coated polyester tire cover fits 30"-32" tires   |

## Dash Multi-Mount System RUG13551.23

With a universal ball mount for a cell phone or GPS, a tripod-style stud mount for a camera, and two deep storage pockets, the Dash Multi-Mount System is one of the most versatile interior accessories available today. Designed to fit securely across the Jeep Wrangler JL's top center dash recess, the system adds convenient storage for small objects and keeps electronics readily at hand. Fits 2018-19 Wrangler JL.



**Spartan Nerf Bars for Wrangler JL Unlimited  
RUG11596.04**

Want the tough off-road attitude of a lifted Jeep but don't want to need a step ladder to get in and out? Spartan Nerf Bars provide that go anywhere, do anything look while allowing easy access to your Wrangler JLU. Made with a .084" wall 3" O.D. steel primary tube and 3-stage powder coated to last. These bars sit higher than conventional step bars for a clean look, with drop-down textured step hoops for sure footing at both front and back doors. Sold in pairs with all hardware needed for installation. Fits 2018-19 Wrangler JL.



**XHD Rock Sliders for Wrangler JL Unlimited  
RUG11504.32**

Any off-roader will tell you that the lower rockers and pinch seams are among the most damage-prone areas of a Jeep. The XHD Rock Sliders help protect these sensitive areas while providing a convenient step for easier access. Made with 3mm thick CNC-cut steel, these sliders create a tough boxed rail section that stands up to rocks and logs, and are black powder coated for corrosion resistance. A soft foam backing protects the factory paint, and they will work with all stock and most aftermarket fender flares. No drilling required, all hardware included. Sold in pairs. Fits 2018-19 Wrangler JL.



**RRC Rocker Guards for Wrangler JL Unlimited  
RUG11504.36**

Protect the rockers and sides of your Jeep Wrangler JLU from boulders, trees, and other obstacles. The RRC Rocker Guard fits tight up against the side of the Jeep for added ground clearance, with a special side hoop for additional protection. The special no-drill, frame-mounted design provides sturdy, bounce-free installation while keeping the mounts above the frame bottom for added clearance and to prevent damage. Black powder coated steel for rust and corrosion resistance. Sold in pairs with all needed installation hardware included. Fits 2018-19 Wrangler JL.



**XHD Hood Catches for Wrangler JL and JL Unlimited**

Replace the factory hood catches with these tough, durable upgrades, and eliminate that annoying hood flutter, too! Heavy-duty cast aluminum construction and an adjustable torsion rod ensure proper fit and provide a serious heavy-duty appearance. Powder-coated for lasting great looks, they are available in black, textured black, or silver finishes. Sold in pairs with all needed mounting hardware, they install in less than an hour with simple hand tools.



| Part No.                    | Year                               | Color          |
|-----------------------------|------------------------------------|----------------|
| <a href="#">RUG11210.27</a> | 2018-19 XHD Hood Catches           | Textured Black |
| <a href="#">RUG11210.21</a> | 2018-19 XHD Hood Catches           | Black          |
| <a href="#">RUG11116.21</a> | 2018-19 XHD Hood Catches           | Silver         |
| <a href="#">RUG11116.21</a> | 2018 Aluminum Hood Catches JL/JLU, | Silver         |
| <a href="#">RUG11210.21</a> | 2018 Aluminum Hood Catches JL/JLU, | Black          |
| <a href="#">RUG11210.27</a> | 2018 Aluminum Hood Catches JL/JLU, | Textured Black |

**2007-18 Wrangler JK/JKU Trailer Hitch Kits**

These 2" receivers mount directly to the factory mounting points, eliminating any drilling or frame modifications. The one-piece welded assemblies have a towing capacity of 2,500 lbs. Manufactured with black powder coated finish which assures a long-lasting, rust-free finish and cutout for mounting the factory wiring harness. Wiring harness is included for vehicles that do not have a factory-installed harness.



| Part No.                    | Description   |
|-----------------------------|---|
| <a href="#">RUG11580.51</a> | Includes Wiring Harness   |
| <a href="#">RUG11580.52</a> | Includes Wiring Harness And Jeep Logo'd Hitch Plug              |
| <a href="#">RUG11580.54</a> | Includes Drawbar, Hitch Pin, Wiring Harness, And 2" Chrome Ball |

**Receiver Hitch for Jeep Wrangler JL and JL Unlimited**



**RUG11580.11**

Pulling a trailer with your Jeep doesn't have to mean giving up the factory bumpers or other equipment. This one-piece welded 2" receiver assembly is built for strength, and with a 3,500-lb. towing capacity and 350-lb. tongue weight to match the towing capacity of the JL, it will help you get gear where it needs to go. Black powder coated to resist rust, it includes all the hardware needed for installation. Fits 2018-19 Wrangler JL.

**2007-18 Wrangler JK Trailer Wiring Harness Kit  
RUG17275.01**

Plug-and-play trailer hitch wiring harness.



## Neoprene Seat Protectors for 07-Newer Jeep Wrangler JK and JL RUG13235.30

Protect seats from the elements, spills, and wet clothing while adding convenient storage. Stylish black neoprene seat protectors feature a cushioned center, back storage pockets, and a removable cup holder. Can be used in Wrangler JK and JL models with or without side airbags. Easy to install and protected by a 5-year limited warranty. Sold in pairs.



## Elite Hard Top Quick Removal Kit for 2-Door 2007-Current Jeep Wrangler JK/JL RUG13510.15

Stop fighting with those Torx-head screws when you want to remove the hard top from your Jeep Wrangler JK or JL! Durable, stylish cast-aluminum thumb-screws with Rugged Ridge's distinctive Elite styling allow quick removal without tools. Available for both 2-door and 4-door models. Includes all hardware needed for installation.



| Part No.    | Description                      | Application                             |
|-------------|----------------------------------|---|
| RUG13510.15 | Elite Hard Top Quick Removal Kit | 2-door 2007-current Jeep Wrangler JK/JL |
| RUG13510.16 | Elite Hard Top Quick Removal Kit | 4-door 2007-current Jeep Wrangler JK/JL |

## Eclipse Sun Shades for Jeep Wrangler JL Unlimited

Enjoy that open-air, top-down feeling while escaping intense, direct sun. Available in 3 different formats, Eclipse Sun Shades for the Wrangler JLU install easily and can be left in place under the soft or hard top, allowing drivers to take advantage of sunny days anytime. The front style and hard-top versions fit between the windshield and the front of the sport bar to provide shade to front-seat passengers. The full version runs from the windshield to the back of the sport bar, providing front- and back-seat protection. Made with tough reinforced black mesh and integrated straps, they are covered by a Rugged Ridge's 5-year limited warranty. Fits 2018-19 Wrangler JL.




| Part No.    | Description                            |
|-------------|--|
| RUG13579.71 | Eclipse Sun Shade with Soft Top, Front |
| RUG13579.72 | Eclipse Sun Shade Soft Top, Full       |
| RUG13579.73 | Eclipse Sun Shade Hard Top, Front      |



## S-A Design Books

S-A offers a full complement of technical books to help the beginner or seasoned enthusiast. Each softbound book is packed full of informative photos and illustrations.



| Part No. | Description   |
|----------|---|
| SABSA86  | How To Build HP Chevy LS1/LS6 Motors                          |
| SABSA103 | How to Build And Modify High-Performance Manual Transmissions |
| SABSA140 | GM Automatic Overdrive Transmission                           |
| SABSA147 | How To Rebuild GM LS Series Engines                           |
| SABSA156 | How To Swap GM LS-Series Engines                              |
| SABSA160 | Automotive Wiring And Electrical Systems                      |
| SABSA161 | Designing And Tuning High Performance Fuel Injection Systems  |
| SABSA166 | Automotive Bodywork And Rust Repair                           |
| SABSA170 | High Performance Differentials, Axles And Drivelines          |
| SABSA186 | How To Rebuild GM Turbo 400 Transmissions                     |
| SABSA213 | How To Rebuild Ford Diesel Engines, 1994-07                   |
| SABSA204 | Performance Automotive Engine Math                            |
| SABSA227 | How To Rebuild And Modify Ford C4 And C6 Transmissions        |
| SABSA249 | Ford Differentials How to Rebuild 8.8 & 9 Inch                |

| Part No. | Description   |
|----------|---|
| SABSA253 | Jeep/Dana & Chrysler Differentials  |
| SABSA279 | Ford AOD Transmission; Rebuilding and Modifying   |
| SABSA294 | Jeep 4.0L Engines How To Rebuild and Modify   |
| SABSA310 | GM Differentials How To Rebuild The 10 & 12 Bolt  |
| SABSA343 | Weld Like A Pro Beginning To Advanced   |
| SABSA389 | Chrysler A-833 Transmissions: How to Rebuild and Modify, 128 Pages <b>NEW!</b>                                |
| SABSA405 | Jeep Wrangler JK 2007, Present Performance Upgrades, 144 Pages <b>NEW!</b>                                    |
| SABSA413 | LS Gen IV Engines 2005, Present: How to Build Max Performance, 144 Pages <b>NEW!</b>                          |
| SABSA418 | How to Build New Hemi Performance on the Dyno: Optimal Parts Combos for Max Horsepower, 144 Pages <b>NEW!</b> |
| SABSA427 | Jeep TJ 1997-2006: How to Build and Modify, 144 Pages <b>NEW!</b>   |





## Livewire TS+ Pre-Loaded Performance Tuner And Monitor SCT5015P

The new Livewire TS+ features Pre-Loaded Dyno Proven Tune Files, a 4" color touch screen display, a rear view camera input, built-in performance calculator and holds up to 10 custom tunes for maximum tune flexibility. Reads/clears DTC trouble codes. User adjustable vehicle parameters and graphics. Color touch screen and switch on the fly features on some models.



| Year        | Model      | Engine |
|-------------|------------|--------|
| <b>Ford</b> |            |        |
| 2007-13     | Edge       | 3.5L   |
| 2011-13     | Edge       | 3.7L   |
| 2013-16     | Escape     | 1.6L   |
| 2001-04     | Escape     | 2.0L   |
| 2013-15     | Escape     | 2.0L   |
| 2005-07     | Escape     | 2.3L   |
| 2001-12     | Escape     | 3.0L   |
| 2000-05     | Excursion  | 5.4L   |
| 2003-05     | Excursion  | 6.0L   |
| 2000-05     | Excursion  | 6.8L   |
| 2000-03     | Excursion  | 7.3L   |
| 2015-16     | Expedition | 3.5L   |
| 1997-04     | Expedition | 4.6L   |
| 1997-14     | Expedition | 5.4L   |
| 2011-16     | Explorer   | 3.5L   |
| 2013-16     | Explorer   | 3.7L   |

| Year              | Model               | Engine |
|-------------------|---------------------|--------|
| <b>Ford Cont.</b> |                     |        |
| 1996-10           | Explorer            | 4.0L   |
| 2002-10           | Explorer            | 4.6L   |
| 1996-01           | Explorer            | 5.0L   |
| 2015-19           | F-150               | 2.7L   |
| 2011-16           | F-150               | 3.5L   |
| 2011-14           | F-150               | 3.7L   |
| 1997-08           | F-150               | 4.2L   |
| 1997-10           | F-150               | 4.6L   |
| 2011-19           | F-150               | 5.0L   |
| 1997-10           | F-150               | 5.4L   |
| 2010-14           | F-150               | 6.2L   |
| 1999-03           | F-Series Super Duty | 7.3L   |
| 2003-07           | F-Series Super Duty | 6.0L   |
| 2008-10           | F-Series Super Duty | 6.4L   |
| 2011-16           | F-Series Super Duty | 6.7L   |
| 2009-15           | Flex                | 3.5L   |

## X4 Power Flash Programmer

The SCT x4 Power Flash unlocks your vehicle's hidden performance by optimizing your vehicle's computer for maximum horsepower and torque in minutes. Provides improved throttle response, firmer shifts, and even increased fuel mileage using pre-loaded, dyno-proven tunes, or store up to 10 custom tunes with user adjustable parameters. The WiFi-equipped unit with full-color LCD display even allows high-speed data logging/monitoring and reads/clears trouble codes.



| Part No.                | Description                            |
|-------------------------|--|
| <a href="#">SCT7015</a> | 1996-2019 Ford Trucks - Gas and Diesel |
| <a href="#">SCT7416</a> | 1999-2016 GM Trucks - Gas and Diesel   |
| <a href="#">SCT7215</a> | 1996-2014 Dodge and Jeep               |

## iTSX Wireless Tuner SCT4015

The New iTSX Wireless Tuner is engineered to unlock Ford 1996-2016 gas and diesel hidden performance potential through wireless recalibration of its computer for maximum horsepower, torque, and throttle response. The first and only "Made for iPod - iPhone - iPad" vehicle tuner and OBD-II monitoring product on the market.



## GTX Performance Tuner And Monitor SCT40460S

Preloaded with multiple tuning levels, this performance tuner also has the ability to hold up to 20 custom tunes. This super responsive unit features a 5" glass touch screen and the ability to monitor, store and delete diagnostic trouble codes along with being able to log vehicle performance and play back at a later date. Important vehicle functions that can be adjusted include speed limiter, rev limiter, idle, traction control and transmission shift firmness. Fits various gas and diesel vehicles.



## BDX Performance Programmer SCT40490

With the ability to adjust over 20 vehicle functions, monitor engine parameters in real time, read/clear DTC codes along with increasing horsepower and torque, this performance programmer unlocks each vehicle's true potential. Quick and easy installation via the vehicles OBDII port allows selecting from multiple SCT tuning levels or load up to 20 different custom tune files from authorized SCT custom tuning dealers. Built-in Wifi capability allows users to upload and download tunes over the cloud. Fits various gas and diesel vehicles.



## Funnels

Durable polyethylene funnels are available in round or D-shapes in 14" and 8" sizes. The D-shaped funnel stores more easily and will not roll. Both styles have large lips around the edge to prevent liquids from backing up and out of the funnel.



| Part No.                 | Description                    |
|--------------------------|--------------------------------|
| <a href="#">SCR6110R</a> | 14" Red D-Shaped Funnel        |
| <a href="#">SCR6112R</a> | 14" Red Round Funnel           |
| <a href="#">SCR6113R</a> | 8" Red Round Funnel            |
| <a href="#">SCR6114R</a> | 8" Red D-Shaped Funnel         |
| <a href="#">SCR6115R</a> | 14" Red 45° D-Shaped Funnel    |
| <a href="#">SCR6115Y</a> | 14" Yellow 45° D-Shaped Funnel |
| <a href="#">SCR6119</a>  | Red Funnel Filter (115 Micron) |



## 5 Gallon Explorer Jug

The Explorer Jug holds 5 gallons of fluids or dry goods. The square compact design is molded from heavy wall FDA-approved polyethylene. Can be used for potable water or food storage. Impervious to automotive fluids and agricultural chemicals. Large 2.7" (68mm) opening to ease in filling and dispensing. Ultra heavy duty lid accepts any 3/4"NPT accessories.

| Part No.                | Description |
|-------------------------|-------------|
| <a href="#">SCR2315</a> | Camo Green  |
| <a href="#">SCR2320</a> | Desert Tan  |
| <a href="#">SCR2310</a> | White       |

## Utility Jugs

Square 5-gallon jug eliminates wasted space and fits flush against upright flat surfaces. Molded handle bleeds air into jug for quick pouring, and is positioned for balance and control.



| Part No.                  | Color   |
|---------------------------|---|
| <a href="#">SCR2000W</a>  | Clear   |
| <a href="#">SCR2000G</a>  | Green   |
| <a href="#">SCR2000GG</a> | Glow Green  |
| <a href="#">SCR2000GP</a> | Glow Pink   |
| <a href="#">SCR2000K</a>  | Black   |
| <a href="#">SCR2000O</a>  | Orange  |
| <a href="#">SCR2000P</a>  | Purple  |
| <a href="#">SCR2000R</a>  | Red   |
| <b>Jug Accessories</b>    |   |
| <a href="#">SCR5221</a>   | Replacement Cap   |
| <a href="#">SCR5222</a>   | Gasket  |
| <a href="#">SCR5223</a>   | Replacement Vent  |
| <a href="#">SCR5224</a>   | 3/4" Pipe Plug  |
| <a href="#">SCR5225</a>   | 18" Screw-In Filler Hose  |
| <a href="#">SCR5230</a>   | Jug Maintenance Kit, Includes (3) <a href="#">SCR5222</a> Gaskets And (3) <a href="#">SCR5223</a> Vents |

## Economy Axle Seals

After extensive product development and testing, Seals It introduces high quality, economically-priced axle seals. Seals are extremely effective in keeping lubricant in the differential and off of the brakes. Seals fit axle tubes with inside diameters between 2-1/2" and 2-3/4". May be used at either end of both ends of the axle tube.



| Part No.     | Housing I.D.  | Axle Seal I.D. | Fits Axle O.D. | Pass Thru Max |
|--------------|---------------|----------------|----------------|---------------|
| SICEAS15100  | 2.500"-2.750" | 1.000"         | 1.300"-1.400"  | 1.850"        |
| SICEAS15125  |               | 1.250"         | 1.500"-1.600"  |               |
| SICEAS15132  |               | 1.320"         | 1.625"-1.750"  |               |
| SICEAS25100  | 2.125"-2.250" | 1.000"         | 1.300"-1.400"  |               |
| SICEAS25125  |               | 1.250"         | 1.500"-1.600"  |               |
| SICEAS25132  |               | 1.320"         | 1.625"-1.750"  |               |
| SICEAS25875  |               | .875"          | 1.000"-1.250"  |               |
| SICEAS35100* |               | 1.900"-2.000"  | 1.000"         |               |
| SICEAS35875* | .875"         |                | 1.000"-1.250"  |               |

\* Will also work as a 2.5" GN inner axle snout seal.

## Ford 9" Inner Axle Seal

Bellows style seals adjust for axle runout. A must for cambered rear ends.

| Part No.   | O.D. Size | Color  |
|------------|-----------|--------|
| SICAS9250  | 2.500"    | Gold   |
| SICAS9218  | 2.562"    | Blue   |
| SICAS9188* | 2.625"    | Red    |
| SICAS9125  | 2.750"    | Silver |

\* Most common



## Firewall Grommets

Grommets may be fastened to firewall with rivets or screws to provide a leakproof passage for hoses or wires. Eliminate sharp edges which cause electrical shorts or fluid leakage.



| Part No.     | Description                                 |
|--------------|---|
| SICGS10034   | 3" Diameter, -4AN Hose                      |
| SICGS10036   | 3" Diameter, -6AN Hose                      |
| SICGS10038   | 3" Diameter, -8AN Hose                      |
| SICGS100310  | 3" Diameter, -10AN Hose                     |
| SICGS100312  | 3" Diameter, -12AN Hose                     |
| SICGS100316  | 3" Diameter, -16AN Hose                     |
| SICGS100320  | 3" Diameter, -20AN Hose                     |
| SICGS1003BL  | 3" Diameter, Blank                          |
| SICGS404BL   | 4" Diameter, Blank                          |
| SICGS50238BL | 2" Diameter, Blank                          |
| SICGS101NHBL | Double Hole Grommet, (2) 3" Diameter, Blank |

## Split Seal Firewall Grommets

Use on permanent components or those that are not easily removed. Grommets are 3" dia. and may be riveted or bolted to firewall.

| Part No.    | Description |
|-------------|-------------|
| SICSGS35500 | 1/2" Hole   |
| SICSGS35750 | 3/4" Hole   |
| SICSGS35100 | 1" Hole     |
| SICSGS35BL  | No Hole     |



# SKYJACKER<sup>®</sup>

SUSPENSIONS

## Hydro And Nitro Shock Options

A high-quality shock absorber with true velocity sensitive valving. Shock absorbers control the rate at which suspension springs compress and rebound. When the shock is pushed together, it is called bump or compression. As the shock expands, it is called rebound or extension. Absorbing the 'shock' of bumps and suspension loading is actually performed by the springs in the suspension. The shock's real job is controlling the energy stored in the springs.



## Hydro 7000 Series Shocks

Recommended for a wide range of shock applications with mild to moderate off-road use, Hydro 7000 series shocks rely on hydraulic action and multi-stage velocity-sensitive valving. Designed for durability, they feature twin-tube construction with a bonded iron piston and chromed piston rod with micro pores. Red urethane bushings and red boot stand out on the road or the trail. Limited lifetime warranty.



## Nitro 8000 Series Shocks

Designed for full-size vehicles and moderate to extreme off-road use, Nitro 8000 series shocks combine 150 PSI pressurized nitrogen gas and multi-stage velocity-sensitive valving to smooth out the most extreme terrain. Made to last, they feature twin-tube construction with a bonded iron piston and chromed piston rod with micro pores. Red urethane bushings and red boot stand out on the road or the trail. Limited lifetime warranty.



## Black MAX Shock Absorbers **NEW!**

With twin tube design and increased fluid capacity to control heat dissipation in addition to foam-cell technology that compresses during oil expansion eliminating air within the shock, the Black MAX is at home both off road and on the highway. Black MAX features include StableSteer valving which ensures solid contact between the tire and road in addition to 360° arc welded end mounts, allowing the shock to be mounted in any position. Each shock comes with a black boot and is covered by Skyjacker's limited lifetime warranty.



**CALL FOR APPLICATIONS**

## Suspension Products

Throughout Skyjacker's over 35-year history, they have never backed down from their dedication to their pure passion of off-roading, and they never will. Skyjacker's philosophy has always been to provide the best designed, advanced engineered, and most innovative suspension that the 4x4 industry has ever seen and used.

Skyjacker builds quality suspension products...the best on the market. Skyjacker offers a huge range of lift heights and levels of performance for most Chevrolet/GMC, Dodge, Ford, Jeep and Toyota vehicles.

### CALL FOR APPLICATIONS

| Year                 | Model   |
|----------------------|---|
| <b>Chevrolet/GMC</b> |   |
| 2007-14              | Suburban  |
|                      | Avalanche   |
| 2007-19              | Silverado   |
| 2004-19              | Canyon/Colorado                                   |
| 2007-19              | Tahoe/Yukon                                       |
| 1988-98              | Chevrolet/GMC K1500 and K2500 Pick Up, 6-Lug      |
| 1999-06              | Silverado/GMC Sierra 4WD                          |
|                      | Chevrolet/GMC SUV                                 |
| 2001-06              | Silverado/Sierra 2500 HD, 2/4WD                   |
| 1999-00              | Chevrolet Silverado/GMC Sierra 2500, 8-Lug, 2/4WD |
| 2001-05              | Chevrolet Silverado/GMC Sierra 1500HD/2500, 2/4WD |


| Year         | Model                                      |
|--------------|--|
| <b>Dodge</b> |  |
| 2003-19      | Dodge Ram 2500, 2500 Mega Cab Pick up, 4WD |
| 2005-08      | Dodge Power Wagon                          |
| 2002-17      | Dodge Ram 1500, 4WD                        |
| 2000-02      | Dodge Dakota And Durango, 4WD              |
| 1997-99      | Dodge Dakota And Durango, 4WD              |
| 1994-19      | Dodge Ram 1500, 2500                       |
| <b>Ford</b>  |  |
| 1997-19      | Ford F150 4WD                              |
| 1997-02      | Expedition 4WD                             |
| 2000-04      | Ford Excursion 4WD                         |
| 1999-19      | F250/F350 Super Duty 4WD                   |

| Year        | Model                               |
|-------------|-------------------------------------|
| <b>Jeep</b> |                                     |
| 2007-19     | JK Wrangler Sport System            |
|             | JK Wrangler Long Arm System         |
|             | Jeep Wrangler Rock Crawler Comp.    |
| 1997-06     | Jeep Wrangler Rock Crawler Standard |
|             | Jeep Grand Cherokee                 |
|             | Jeep Wrangler TJ 2.5"               |



All Weather Traction

## ShurTrax



ShurTrax is a traction aid that adds weight to vehicles for better traction in snow, mud, rain, and loose sand. ShurTrax is a safer and cleaner alternative to cinder blocks, sandbags, etc. Made from a heavy-duty nylon reinforced mesh outer shell featuring a 25-mil vinyl inner liner with sealed-in baffles stabilizing the water to prevent sloshing. It's designed to freeze, down to minus 40 degrees. Only 3" high. Lies flat in the truck bed and rear cargo area allowing for adequate cargo room that's tough enough to support 500 lbs. of additional cargo.

Fill and drain using a standard garden hose. ShurTrax provides reinforced tabs with integral grommets to attach ShurTrax tie downs for more stability. Reusable year-after-year and stores easily in the plastic storage bag. No hassle, 3-Year warranty.

| Part No. | Description   | Size           | Added Weight   |
|----------|---|----------------|----------------|
| SHU10056 | Full Size Pick Up                                     | 56" x 60" x 3" | Up to 340 lbs. |
| SHU10048 | Compact, Mid-Size                                     | 56" x 48" x 3" | Up to 270 lbs. |
| SHU10036 | SUV/CUV/Auto  | 36" x 24" x 3" | Up to 100 lbs. |
| SHU20036 | SUV/CUV/Auto ShurTrax with Field Repair Kit           | 36" x 24" x 3" | Up to 100 lbs. |
| SHU20048 | Midsize/Compact Pickup ShurTrax with Field Repair Kit | 56" x 48" x 3" | Up to 270 lbs. |
| SHU20056 | Full Size Pickup ShurTrax with Field Repair Kit       | 56" x 60" x 3" | Up to 340 lbs. |
| SHU10236 | Multi-Pack (2-Pack of SHU10036)                       | —              | —              |
| SHU10336 | Multi-Pack (3-Pack of SHU10036)                       | —              | —              |

**Note:** Field Repair Kit includes a patch kit and replacement filler cap.

### ShurTrax Accessories

|          |  |
|----------|--|
| SHU10020 | Filler Cap Replacement Kit                             |
| SHU10009 | Super Union Water Connection Fitting                   |
| SHU10010 | Perfect Siphon Pump                                    |
| SHU10005 | Patch Repair Kit                                       |
| SHU30000 | 6-Piece Rubber Tie Down Straps, 2 ea. 15", 21" and 31" |



### Stage 3 Gasoline Boost Cooler SN0310

Unmatched for accuracy and adjustability, water-methanol injection kit is applicable to any forced induction or traditional EFI engine. System, which features an LCD display screen and on-the-fly adjustability, is easy to set-up right from the driver's seat. Kit includes Ultra High Output pump, 3-quart reservoir, digital variable mapping controller, nozzles, and necessary hardware. Offered in universal or application specific kits.



### Boost Juice SN040008

A proprietary mix of 49% methanol and 51% water that provides the greatest power increase when using a Snow Performance injection kit. Kits are covered by a lifetime warranty when Boost Juice is used exclusively. Sold in a case of (4) 1-gallon jugs.



### Solenoid Upgrade SN040060

Shut-off style solenoid is required when mounting the injection nozzle lower than the reservoir or when the reservoir is rear-mounted to prevent gravity flowing. Solenoid is also used to prevent siphoning when the injection nozzle is mounted after the throttle body and is exposed to vacuum.



### Diesel MPG-Max SN0530

The only methanol-water injection system currently available that has been proven to increase fuel economy, empty or while towing. System uses an advanced, injection management controller that provides a small, steady spray of methanol/water across the entire power curve, increasing combustion efficiency and resulting in an 1-3 MPG increase. Offered for most popular diesel-powered pickups, system will not adversely affect the particulate matter filter or leave a "signature" on vehicle, preventing the warranty from being compromised. 2001-18 Chevy/GMC Duramax 6.6L



### Low Level Indicator SN040035

Provides notice when the reservoir is running low on fluid. Simple to install and wire in any reservoir.



### 2.5 Gallon Reservoir Upgrade SN040014

Still fairly small in size, 2.5 gallon tank provides much more range than standard 3-qt. units. Tank is 13" long x 9-1/2" high x 7-1/2" wide and is sold complete with mounting straps, 15' of tubing and required fittings. Includes a solenoid upgrade (SN040060) which should be used with any application that uses a rear-mounted reservoir.



### Dual Nozzle Upgrade SN040040

Kit allows adding another nozzle to any Boost Cooler kit, often required when more volume than a single nozzle can provide, or when dual plenum/throttle body/carburetor set-ups are employed. Includes tee junction, quick connect fittings, nozzle holder, and hose.



### Nozzle Mounting Adapter SN040110

Special mounting adapter allows mounting injector nozzle directly into silicone or rubber intake tube.



### X-LOCK™ Patented Locking Spindle Nut Assembly For Dana 44 And 60

Patented and guaranteed to never loosen even under the most extreme conditions. Developed for the rugged life of competitive off road vehicles; front assemblies can now be retrofitted with the X-LOCK™ for dependable long service life, saving thousand of repair dollars.

| Part No. | Description |
|----------|-------------|
| SGEDNA44 | Dana 44     |
| SGEDNA60 | Dana 60     |





## Cold Air Intakes

Spectre developed a more open air box area, allowing additional cold air to enter and circulate – and cold air equals more power. Next, use a cylinder-shaped Speed by Spectre Filter, which increases surface area allowing more air into the system. Adds 1% to 1-1/2% horsepower for every 10° drop in air temperature. Can add up to 25-35 horsepower.

| Part No.         | Year    | Application          | Engine                    |
|------------------|---------|----------------------|---------------------------|
| <b>Cadillac</b>  |         |                      |                           |
| SPE9900          | 2000-06 | Escalade             | 5.3L, 6.0L                |
| SPE9918          | 2009-14 | SUV                  | 4.8L, 5.3L, 6.0L, 6.2L V8 |
| <b>Chevrolet</b> |         |                      |                           |
| SPE9900          | 2002-06 | Avalanche            | 5.3L                      |
|                  | 1999-06 | Silverado 1500/2500  | 4.8L, 5.3L, 6.0L          |
|                  | 2000-06 | Tahoe                | 4.8L, 5.3L, 6.0L          |
| SPE9901          | 2000-06 | Suburban1500/2500    | 5.3L, 6.0L                |
|                  | 1996-03 | Blazer, S10          | 4.3L V6                   |
| SPE9903          | 1996-00 | Pickup               | 5.0L, 5.7L V8             |
|                  | 1996-00 | Suburban             | 5.7L V8                   |
| SPE9006          | 1996-00 | Tahoe                | 5.7L V8                   |
|                  | 2014-19 | Tahoe                | 5.3L V8                   |
|                  | 2015-19 | Suburban             | 5.3L V8                   |
| SPE9918          | 2014-19 | Silverado 1500       | 5.3L V8                   |
|                  | 2009-13 | Pickup               | 4.8L, 5.3L, 6.0L, 6.2L V8 |
| SPE9918          | 2009-13 | Tahoe / Suburban     | 4.8L, 5.3L, 6.0L, 6.2L V8 |
| <b>Ford</b>      |         |                      |                           |
| SPE9922          | 1999-03 | F250-F350, Excursion | 7.3L Turbo DSL            |
| SPE9970          | 2009-10 | F150                 | 5.4L V8                   |
| SPE9033          | 2015-19 | F150                 | 5.0L V8                   |
|                  | 2017-19 | F150 Raptor          | 3.5L V6                   |
| SPE9034          | 2015-19 | F150                 | 3.5L V6                   |
|                  | 2015-19 | F150                 | 2.7L V6                   |
|                  | 2018-19 | Expedition           | 3.5L V6                   |

| Part No.     | Year      | Application        | Engine                    |
|--------------|-----------|--------------------|---------------------------|
| <b>Dodge</b> |           |                    |                           |
| SPE9931      | 1997-01   | Ram 1500/2500      | 5.2L, 5.9L V8             |
| SPE9932      | 2003-08   | Ram 1500/2500      | 5.7L V8 Hemi              |
| SPE9934      | 2009-18   | Ram 2500/3500      | 5.7L V8                   |
|              | 2009-18   | Ram 1500           | 5.7L V8                   |
| SPE9938      | 2003-06   | Ram 2500/3500      | 5.9L Turbo DSL            |
| <b>GMC</b>   |           |                    |                           |
| SPE9900      | 1999-06   | Sierra 1500/2500   | 4.8L, 5.3L, 6.0L          |
|              | 2000-06   | Yukon              | 4.8L, 5.3L, 6.0L          |
| SPE9901      | 1996-03   | Jimmy/Sonoma       | 4.3L V6                   |
| SPE9903      | 1996-00   | GMC Pickup         | 5.0L, 5.7L V8             |
|              | 1996-00   | Yukon              | 5.7L V8                   |
| SPE9006      | 2014-19   | Yukon              | 5.3L V8                   |
| SPE9006      | 2014-19   | Sierra 1500        | 5.3L V8                   |
| SPE9904      | 2001-04.5 | Sierra 2500HD/3500 | 6.6L V8 DSL               |
| SPE9918      | 2009-14   | Yukon              | 4.8L, 5.3L, 6.0L, 6.2L V8 |
| <b>Jeep</b>  |           |                    |                           |
| SPE9007      | 2012-18   | Wrangler JK        | 3.6L V6                   |



## Aluminum Caliper Upgrade Kits

Tri-Power 3-piston, V6 6-piston, or Force V8-piston aluminum caliper and high performance pad upgrades are direct bolt-on replacements. Calipers feature stainless steel pistons for long service life and are clear anodized. An optional powder coating is available. All kits fit stock wheels.

**Call for applications.**



Kit A193-1 Shown With Optional Red Powder Coating

## Big Rotor GM Caliper Relocation Kits

Caliper relocation brackets move stock calipers out to accommodate 14" rotors - a must when running 18" or larger wheels.

**Call for applications.**



Front Only Big Rotor Caliper Relocation Kit



StopTech offers slotted direct replacement rotors for over 1300 vehicles. Call for applications not shown, or visit the StopTech website at [www.StopTech.com](http://www.StopTech.com).



| Year                              | Submodel Description                                 | Front Rotor Left/Right            | Rear Rotor Left/Right |
|-----------------------------------|--|-----------------------------------|-----------------------|
| <b>Chevrolet</b>                  |  |                                   |                       |
| 2005-06                           | 2 Dr. Reg And Extra Cab, With Rear Drum Brakes 6 Lug | STP126.66057SL And STP126.66057SR | —                     |
| 2005-06                           | 2 DR. Extra Cab, Hybrid 6 Lug                        | STP126.66057SL And STP126.66057SR | —                     |
| 2005-06                           | 4 Dr. Crew Cab, With Rear Drum Brakes 6 Lug          | STP126.66057SL And STP126.66057SR | —                     |
| 2005-06                           | 2 Dr. Reg & Extra Cab, With Rear Drum Brakes         | STP126.66057SL And STP126.66057SR | —                     |
| 2004-05                           | 4 Dr. Crew Cab, Standard Duty                        | —                                 | —                     |
| 2005-06                           | 4 Dr. Crew Cab, With Rear Drum Brakes                | STP126.66057SL And STP126.66057SR | —                     |
| <b>Silverado 2500 3/4 Ton 2WD</b> |  |                                   |                       |
| 2005-06                           | Heavy Duty   | STP126.66059SL And STP126.66059SR | —                     |
| 2001-04                           | Heavy Duty, 4.84" Rear Disc Hub Hole                 | STP126.66059SL And STP126.66059SR | —                     |
| 2005-06                           | Heavy Duty   | STP126.66059SL And STP126.66059SR | —                     |
| 2000-02                           | With 18.5mm Min. Thick, Rear Disc                    | —                                 | STP126.66041SL        |
| 2007                              | All  | STP126.66057SL And STP126.66057SR | —                     |
| <b>Suburban 1500 1/2 Ton 4WD</b>  |  |                                   |                       |
| 2007                              | All  | STP126.66057SL And STP126.66057SR | —                     |
| <b>Tahoe 2WD</b>                  |  |                                   |                       |
| 2007                              | All  | STP126.66057SL And STP126.66057SR | —                     |
| 2007                              | All  | STP126.66057SL And STP126.66057SR | —                     |

**Note:** Rotors are directional. SL - Left SR - Right

## F5 Flashpaq

Industry-leading handheld performance tuner provides increased horsepower in a matter of minutes without even turning a wrench. Redesigned user interface allows easily selecting power level for instant horsepower gains, drivability improvements and increased fuel mileage. Fully compatible with all GM gas- and diesel-powered pickups.

| Part No. | Description                            |
|----------|--|
| SCI2845  | GM (Gas 99-16 and Diesel 2001-16)      |
| SCI2547  | GM (Gas 2017-19)                       |
| SCI3845  | Dodge (Gas 1998-16 and Diesel 1999-12) |
| SCI3846  | Dodge 2015-17 Hemi (8-Speed Only)      |
| SCI1845  | Ford (Diesel 1999-19 and Gas 1999-19)  |



## FlashCal Controller for Trucks

The FlashCal for trucks allow users to adjust easily for wheel/tire upgrades or gear and axle changes. The FlashCal can manage the TPMS system, adjust speed/rev limiter settings, enjoy real time data logging and monitoring, read and clear trouble codes, and more. Upgradable to FlashPaq, and allows full reset back to factory settings. Note: Control options vary by truck year, make, and model.



| Part No. | Description   |
|----------|---|
| SCI1545  | FlashCal for 1999-2018 Ford F-Series Gas and 1999-2016 F-Series Diesel Trucks and 2018 Ford F-150 3.0 Power Stroke Diesel |
| SCI2545  | FlashCal for 1999-2016 GMC/Chevy Gas and 2001-16 GMC/Chevy Diesel Trucks  |
| SCI2847  | FlashCal for 2017-19 GMC/Chevy Gas  |
| SCI3545  | FlashCal for 1998-2016 Dodge/RAM Gas and 2003-16 Dodge/RAM Diesel Trucks  |

## FlashPaq F5 Programmer for 1998-2018 Jeep

The Superchips FlashPaq F5 is the industry-leading performance programmer for Jeep Wrangler TJ and JK models and can also be used with some other Jeep models. With preset tunes for economy, towing, daily driving, and extreme performance, and even a crawl tune for low-speed off-roading, the FlashPaq can deliver gains of up to 30 hp and 30 lbs.-ft. of torque. Adjust for oversize tires and custom gear ratios, change the rev and speed limiter, and more – even read and clear trouble codes, all through an easy-to-read 2.8" high-definition screen. NOTE: 2015-2016 Jeep Wranglers will require the ECM be sent to Superchips to be unlocked.



| Part No.   | Description  |
|------------|--|
| SCI3874    | FlashPaq F5 Programmer for 1998-2006 Jeep Wrangler TJ with 4.0L, 2007-14 Jeep Wrangler JK, 1998-2014 Jeep Cherokee |
| SCI3876    | FlashPaq F5 Programmer for 2015-2018 Jeep Wrangler JK  |
| SCI3876-JL | FlashPaq F5 Programmer for 2018-present Jeep Wrangler JL   |

## FlashCal F5 Controller for 2007-present Jeep Wranglers

The Superchips FlashCal F5 provides a full range of settings to customize your Jeep Wrangler JK and JL. This internet-updatable controller can adjust for custom tire sizes and gear ratios, add transfer case options (Rubicon only), manage the TPMS system, provide custom control of the daytime running lights, read and clear trouble codes, and much more. Upgradable to FlashPaq, and allows full reset back to factory settings. It's the perfect solution for managing Jeep upgrades!



| Part No.   | Description                              |
|------------|--|
| SCI3571    | FlashCal F5 for 2007-18 Jeep Wrangler JK |
| SCI3571-JL | FlashCal F5 for 2018-19 Jeep Wrangler JL |

## Dashpaq Tuner and Monitor

The Dashpaq tuner and monitor not only lets users achieve a noticeable boost to the performance of their truck or SUV, it puts critical information such as coolant temp, transmission temp, battery voltage, and more readily at hand. A 2.4" color screen, button interface, and easy-to-use menu makes operation easy, with tuning curve options to boost fuel efficiency, improve trailer towing power, and more. Available to fit most truck/SUV brand and engine configurations, the Dashpaq installs in minutes and puts the control in your hands.



| Part No.   | Description   |
|------------|---|
| SCI1050    | Dashpaq for 1994-19 Ford Diesel Engine Vehicles 6.0, 6.4, 6.7, 7.3L             |
| SCI1060    | Dashpaq for 1997-19 Ford Gas Engine Vehicles 2.7, 3.5, 3.7, 4.6, 5.0, 5.4, 6.2L |
| SCI2060    | Dashpaq for 2001-16 GM Diesel Engine Vehicles 6.6L                              |
| SCI2050    | Dashpaq for 1999-16 GM Gas Engine Vehicles 4.3, 4.8, 5.3, 6.0, 6.2, 7.4, 8.1L   |
| SCI2067-17 | Dashpaq for 2017-19 GM Gas Vehicles 5.3, 6.0, 6.2L                              |
| SCI3050    | Dashpaq for 2003-12 Dodge/RAM Diesel Vehicles 5.9, 6.7L                         |
| SCI3060    | Dashpaq for 1998-14 Dodge/RAM Gas Vehicles 3.9, 4.7, 5.2, 5.7, 5.9L             |

## Dashpaq+ Touchscreen Tuner and Monitor

The new Dashpaq+ tuner from Superchips puts 35 years of tuning experience at your fingertips. The 5" capacitive touchscreen interface provides access to a wide range of tuning and monitoring options that help deliver impressive power gains, superior drivability, and improved fuel mileage for hundreds of cars, trucks, and SUVs. A customizable display, extensive data logging capabilities, the ability to read and clear trouble codes, and much more add to the versatility. Features like WiFi, multiple vehicle license options, and the ability to load custom tunes via DiabloSport's CMR software offer a superior blend of safety, performance, and simplicity, backed by an industry-exclusive 2-year powertrain warranty.



| Part No. | Description  |
|----------|--|
| SCI10601 | Dashpaq+ for Ford Gas Engine Vehicles                    |
| SCI20601 | Dashpaq+ for GM Gas Engine Vehicles 1999-16              |
| SCI30601 | Dashpaq+ for Dodge/RAM Gas Engine Vehicles               |
| SCI30617 | Dashpaq+ for Dodge/RAM Gas Engine Vehicles 2015-up Swap  |
| SCI30627 | Dashpaq+ for Dodge/RAM Gas Engine Vehicles 2018 RAM Swap |
| SCI20617 | Dashpaq+ for GM Gas Vehicles 2017-19                     |

## TrailDash2 In-Cabin Controller for Jeep F5 Programmer for 1998-2018 Jeep

The TrailDash2 puts control and information you need right at your fingertips. A large 5" high-resolution touchscreen allows everything from towing and performance tunes that boost horsepower and torque to adjustments for tire size and gear ratios. Control axle/transfer case locking, disable the sway bar, and adjust settings like fan and idle speed, speed and rev limiters, TPMS thresholds, and much more. In addition, the TrailDash has a customizable display that can show everything from speed and RPMs to engine stats to alerts, even trail data like pitch and yaw. An HDMI connection makes it easy to connect to power and additional EAS accessories. Includes dash mount. NOTE: 2015-17 Jeeps require the ECM be sent to Superchips to be unlocked.



| Part No.    | Description  |
|-------------|--|
| SCI42050    | TrailDash2 for 2003-07 Jeep Wrangler TJ and 2007-14 Jeep Wrangler JK |
| SCI42051    | TrailDash2 for 2015-18 Jeep Wrangler JK                              |
| SCI42051-JL | TrailDash2 for 2018-19 Jeep Wrangler JL                              |

## Center Console Mount for 2018-19 Jeep Wrangler JL/JLU SCI38302-JL



Get more out of the TrailDash2 or TrailCal with this new center console mount tailored for the 2018-up Jeep Wrangler JL/JLU. This center console accessory features an adjustable mount to hold your TrailDash2 or TrailCal, or a GPS, cell phone, dash cam, or any other compact electronic device. Designed to maintain a factory look and feel, it mounts easily across the top center dash recess and includes two deep storage compartments.

## 2018 Wrangler JL TrailCal Programmer SCI41051-JL

The TrailCal for the Wrangler JL is an all-new product which offers monitoring, calibration, and control features, all without popping the hood. These control features include swaybar disconnect, locking axle options, calibration for larger tires, adjustment for gear ratio changes, disable auto start/stop feature, and turning IPMS on and off. A 5" full-color, high-resolution touchscreen with custom color mixer is designed to work with gauge arcs, needles, and backgrounds with multiple gauge screen layouts to choose from. The monitor includes video input and can run backup or other camera accessories. Internet updateable. Made in USA.



**NEW VENDOR**

STAINLESS  
WORKS


### Stainless Works

With vehicle-optimized designs, each Stainless Works header and exhaust system is designed for maximum performance and perfect fit. All Stainless Works exhaust systems and headers are made in the USA with 304 stainless steel for superior corrosion resistance and strength exceeding that of aluminum or regular steel – which is why they are backed by a limited lifetime warranty on materials and workmanship.

### Cat-Back Exhaust Systems

Designed specifically for the designated vehicle, these cat-back exhaust systems are designed to boost power and produce an aggressive performance sound. Made with 3" diameter mandrel-bent tubing, performance mufflers, and polished tips, each system is designed for easy bolt-on installation.

| Part No.        | Fits   | Description                        | Exit Point                           |
|-----------------|--|------------------------------------|--------------------------------------|
| <b>FORD</b>     |  |                                    |                                      |
| SWOFT17CBUB     | 2017-19 Raptor w/3.5L                            | Dual 3" tubing w/5" Slash Cut Tips | Dual Rear Bumper                     |
| SWOFT217CB      | 2017-19 F250/350 w/6.2L                          | Dual 3" Tubing w/4" Slash Cut Tips | Stock - Behind Rear Tire             |
| SWOFT18CBFT     | 2015-19 F150 w/ 5.0L                             | 3" Tubing w/Dual 4" Slash Cut Tips | Dual In Front of Passenger Rear Tire |
| <b>JEEP</b>     |  |                                    |                                      |
| SWOJEEP1862CB-S | 2018-19 Jeep TrackHawk<br>Grand Cherokee w/ 6.2L | 3" Tubing, Reuses Factory Tips     | Dual Rear                            |



### Downpipes

Designed to increase airflow and maximize performance, this 3" downpipe replaces the factory turbo adapter and features high-flow cats to replace restrictive factory cats.

| Part No.     | Fits                  | Description                  |
|--------------|-----------------------|------------------------------|
| SWOFT17DPCAT | 2017-19 Raptor w/3.5L | 3" Downpipe w/high-flow cats |



### Headers

#### Ford F250/F350 Headers with High-Flow Cats

With 1-7/8" primaries, port matched flanges, 3" slip fit collectors, an integrated merge spike, and high-flow cats, these headers are designed to boost airflow and performance. Made of mandrel-bent 304 stainless steel and TIG welded, they carry a limited lifetime warranty.

| Part No.     | Fits  | Description             |
|--------------|---|-------------------------|
| SWOFT211HCAT | 2011-18 Ford F250/F350<br>CrewCab and SuperCab w/6.2L | Header w/high-flow cats |



#### Jeep TrackHawk Grand Cherokee Headers with Off-Road Pipes

Bolt-on performance! Port-matched 1-7/8" long-tube headers flow into 3" off-road leads to increase exhaust flow and let the TrackHawk's supercharged 6.2L V8 live up to its full potential. Made of mandrel-bent 304 stainless steel and TIG welded, they carry a limited lifetime warranty.

| Part No.       | Fits  | Description             |
|----------------|---|-------------------------|
| SWOJEEP1862HOR | 2018-19 Jeep TrackHawk<br>Grand Cherokee w/6.2L | Header w/off-road pipes |





## ATV Series

With single-line rated capacities from 2,000 to 4,500 pounds and a new sealed switching system, the ATV Series with a unique handlebar-mounted "roggle" (combination rocker and toggle switch) and can be mounted in a variety of positions. Three-stage planetary motor, sealed for all-weather protection.



| Description | Rated Line Pull (Single Line) | Motor       | Wire Rope             | Switching Method                                 | Roller Fairlead Optional | Part No.   |
|-------------|-------------------------------|-------------|-----------------------|--|--------------------------|------------|
| LT2000      | 2,000 Lb.                     | 1.0 HP, 12V | 5/32" x 49'           | Handlebar Mounted Roggle And 8' Handheld Remote  | —                        | SUP1220210 |
| TERRA2500   | 2,500 Lb.                     | 1.3 HP, 12V | 3/16" x 50'           | Handlebar Mounted Roggle And 10' Handheld Remote | Standard                 | SUP1125220 |
| TERRA25SR   | 2,500 Lb.                     | 1.3 HP, 12V | 3/16" x 50' Synthetic | Handlebar Mounted Roggle And 10' Handheld Remote | Standard                 | SUP1125230 |
| LT3000      | 3,000 Lb.                     | 1.2 HP, 12V | 3/16" x 50'           | Handlebar Mounted Roggle And 12' Handheld Remote | Standard                 | SUP1130220 |
| TERRA3500   | 3,500 Lb.                     | 1.6 HP, 12V | 13/64" x 50'          | Handlebar Mounted Roggle And 10' Handheld Remote | Standard                 | SUP1135220 |
| TERRA4500   | 4,500 Lb.                     | 1.6 HP, 12V | 1/4" x 55'            | Handlebar Mounted Roggle And 10' Handheld Remote | Standard                 | SUP1145220 |
| TERRA4500SR | 4,500 Lb.                     | 1.6 HP, 12V | 1/4" x 50' Synthetic  | Handlebar Mounted Roggle And 10' Handheld Remote | —                        | SUP1145230 |

## EXP Series Winches

The EXP winch features faster draw speeds, advanced gearing with auto engage, high strength roller or hawse fairlead, auto-off and 15' hand held remote switch. Available with either 100' x 5/16" wire cable or 100 x 3/8" synthetic rope. Made in USA.



| Part No.   | Description   |
|------------|---|
| SUPS102734 | EXP8SI 8000 lb. Capacity Winch, Integrated Housing, Hawse Fairlead, 3/8" x 100' Synthetic Rope    |
| SUPS102735 | EXP8 8000 lb. Capacity Winch, Roller Fairlead, 5/16" x 100' Steel Rope                            |
| SUPS102736 | EXP8S 8000 lb. Capacity Winch, Hawse Fairlead, 3/8" x 100' Synthetic Rope                         |
| SUPS102737 | EXP10I 10,000 lb. Capacity Winch, Integrated Housing, Roller Fairlead, 3/8" x 100' Steel Rope     |
| SUPS102738 | EXP10SI 10,000 lb. Capacity Winch, Integrated Housing, Hawse Fairlead, 3/8" x 100' Synthetic Rope |
| SUPS102739 | EXP10 10,000 lb. Capacity Winch, Roller Fairlead, 3/8" x 100' Steel Rope                          |
| SUPS102740 | EXP10S 10,000 lb. Capacity Winch, Hawse Fairlead, 3/8" x 100' Synthetic Rope                      |
| SUPS102741 | EXP12I 12,000 lb. Capacity Winch, Integrated Housing, Roller Fairlead, 3/8" x 100' Steel Rope     |
| SUPS102742 | EXP12SI 12,000 lb. Capacity Winch, Integrated Housing, Hawse Fairlead, 3/8" x 100' Synthetic Rope |
| SUPS102743 | EXP12 12,000 lb. Capacity Winch, Roller Fairlead, 3/8" x 100' Steel Rope                          |
| SUPS102744 | EXP12S 12,000 lb. Capacity Winch, Hawse Fairlead, 3/8" x 100' Synthetic Rope                      |

## Talon 12.5 Winch **NEW!** SUP1612200

The first truly sealed vehicle recovery winch, including motor, gearbox, solenoid and remote that meet IP67 standards. It also is the first winch that includes a vented, submersible and stabilized sealed socket solenoid. The Talon 12.5 series winch additionally includes the benefits of sealed wound motors, heavy duty, 4-way roller fairleads, 3/8" dia. x 85' long wire ropes and 15' hand held remotes. 12,000 lbs. capacity.



## Winch Accessories

| Part No. | Description  |
|----------|--|
| SUP2227A | Pulley Block, 8,000 Lb. Capacity For ATV Series                  |
| SUP2229A | Pulley Block, 10,000 Lb. Capacity For Winches Up To 5,000        |
| SUP7754  | Swing Away Pulley Block, 11,000 Capacity For Winches Up To 5,500 |
| SUP2271  | Remote Control Switch, 30' Cord                                  |
| SUP2270  | Remote Control Switch, 15' Cord                                  |



SUP2227A



SUP2271



## Jeep Chrome Moly Front Axle Kits

Double heat-treated, 4340 chrome moly axles offer high strength and ductility. Torque equalizing diameters help eliminate U-joint failure. All accept 5-760X U-joints.

### Dana 44 Front Axle Kits

| Part No.   | Description     | Inner Spline | Outer Stub | Outer Stub Spline |
|------------|-----------------|--------------|------------|-------------------|
| TENMG22165 | 2003-06 Rubicon | 1.31"- 30    | 6.11"      | 1.16"-27          |





## Timbren Suspension Enhancement System

The softer ride quality of today's trucks and the mediocre suspensions found on most trailers can cause excessive trailer sway, instability and suspension settling. Timbren's high-performance suspension packages will ensure added safety and peace of mind.

| Trucks   | Year     | Axle Drive | Front       | Rear        |
|--|----------|------------|-------------|-------------|
| <b>Chevrolet/GMC</b>                                     |          |            |             |             |
| Canyon   | 2015-19  | 2WD/4WD    | —           | TIMGMRCCA   |
| C10, C1500, K10, K1500                                   | 1988-99  | 4WD        | TIMGMFK35C  | TIMGMRCK25  |
| K20, K2500 With Front Cast Lower Control Arm             | 1996-00  | 4WD        | TIMGMFK25S  | TIMGMRCK25  |
| K20, K2500 With Front Stamped Lower Control Arm          | 1988-98  | 4WD        | TIMGMFK35C  | TIMGMRCK25  |
| 1500 Sierra, Silverado, Denali Excluding XFE             | 2007-19  | 2WD/4WD    | —           | TIMGMRCK15S |
| 1500 Sierra, Silverado, Denali Regular Cab Or 3 Door     | 1999-06  | 2WD        | TIMGMFK25S  | TIMGMRCK15S |
| 1500 Sierra, Silverado, Denali, WT, Extended Or Crew Cab | 1999-06  | 4WD        | TIMGMFK15A  | TIMGMRCK25S |
| 1500 Silverado/Sierra, Excludes XFE                      | 2016-19  | 4WD        | TIMGMFK15B  | TIMGMRCK15S |
| 1500 Sierra, Silverado                                   | 2015     | 4WD        | TIMGMFK15CA | —           |
| 1500 Sierra, Silverado, Sierra, (Excludes XFE)           | 2007-19  | 4WD        | TIMGMFK15CA | TIMGMRCK15S |
| 2500, 2500HD, 3500 Sierra, Silverado                     | 2011-19  | 2WD/4WD    | TIMGMFK25D  | TIMGMRCK25D |
| 2500 Sierra, Silverado, 1500HD, 2500HD                   | 1999-10  | 2WD/4WD    | TIMGMFK25S  | TIMGMRCK25S |
| 3500 Sierra, Silverado                                   | 2001-10  | 2WD/4WD    | TIMGMFK25S  | TIMGMRCK35S |
| Tahoe, Yukon XL 1500                                     | 2007-19  | 2WD/4WD    | —           | TIMGMRYS4   |
| Suburban, Yukon XL 1500                                  | 2007-15  | 2WD/4WD    | —           | TIMGMRYS4   |
| Suburban, Yukon XL 1500                                  | 2000-06  | 2WD        | TIMGMFK25S  | TIMGMRYS4   |
| Suburban, Yukon XL 1500                                  | 2000-06  | 4WD        | TIMGMFK15A  | TIMGMRYS4   |
| G/H 1500, Express, Savana, 6 Bolt Wheel                  | 2003-15  | 2WD/4WD    | —           | TIMGMRG25C  |
| <b>Dodge</b>   |          |            |             |             |
| Ram 1500, Regular Cab Except Air Suspension              | 2009-19  | 2WD/4WD    | TIMDF15004B | TIMDR1500DS |
| Ram 1500, Crew And Quad Cab Except Air Suspension        | 2009-19  | 2WD/4WD    | TIMDF15004B | TIMDR1500DQ |
| Ram 1500, Regular Cab And Quad Cab                       | 2006-08  | 2WD/4WD    | TIMDF15004B | TIMDR1525H4 |
| Ram 1500, Mega Cab                                       | 2006-08  | 4WD        | TIMDF25004B | TIMDR2500CA |
| Ram 2500   | 2003-13  | 4WD        | TIMDF25004B | TIMDR2500CA |
| Ram 2500   | 2003-13  | 2WD/4WD    | —           | TIMDR2500CA |
| Ram 2500   | 2014-19  | 2WD/4WD    | TIMDF25004E | TIMDR2500D  |
| Ram 2500/3500  | 2014-17  | 4WD        | TIMDF25004E | —           |
| Ram 2500   | 2018-19  | 4WD        | TIMDF25004B | —           |
| Ram 3500   | 2018-19  | 4WD        | TIMDF25004B | —           |
| Ram 3500   | 2007-13  | 2WD/4WD    | TIMDF25004B | TIMDR3500CA |
| Ram 3500   | 2003-19  | 2WD/4WD    | —           | TIMDR3500CA |
| <b>Ford</b>  |          |            |             |             |
| F150 Excluding SVT Raptor                                | 2009-14  | 4WD        | TIMFF150F   | TIMFR1504D  |
| F150, Lincoln Mark LT Excluding Heritage                 | 2004-08  | 4WD        | TIMFF150F   | TIMFR150D   |
| F150 Including Super Crew                                | 1997-03  | 2WD        | —           | TIMFR1525HD |
| F250 Super Duty  | 2017-19  | 4WD        | TIMFF350SDC | TIMFR250SDJ |
| F250 Super Duty  | 2011-16  | 4WD        | TIMFF350SDC | TIMFR250SDG |
| F250 Super Duty  | 2005-10  | 4WD        | TIMFF350SDC | TIMFR250SDF |
| F250 Super Duty, 4-1/2" Without Snow Plow Prep Package   | 2001-04  | 4WD        | TIMFF350SD4 | TIMFR250SDE |
| F350   | 2001-04  | 2WD/4WD    | TIMFF350SDC | TIMFR350SDF |
| E150, Van  | 1987-14  | 2WD        | —           | TIMFER15087 |
| <b>Toyota</b>  |          |            |             |             |
| Tundra   | 2000-159 | 2WD/4WD    | TIMTOFTUN4  | TIMTORTUN4  |

### Easiest to Use:

Rubber cushions absorb road shocks and automatically adjust to uneven loads or road conditions.

### Easiest to Maintain:

There are no airlines or fittings to allow leaks. Simply bolt the kit on and you are set for a lifetime of trouble-free suspension.

### Easiest to Install:

There are no holes to drill, no airlines to route and SES Kits can be installed in a matter of minutes using basic hand tools.

- Improve Load Handling
- Haul Heavy Loads with Ease
- Eliminate Sag and Sway. Timbren Suspension Kits (SES Kits) are designed to enhance the suspension of your vehicle.



Typical Rear Axle SES Installation



## Turbo Covers THE15004

The new, easy fit design can fit a T3 or T4 turbine. The turbo cover keeps the turbine spooled up, reducing turbo lag. The dual-layer construction increases performance and durability, reduces under hood temperatures, and improves horsepower and performance by maintaining temperatures inside the turbo. Kit includes grommets and wiring for easy installation.

## Rogue Turbo Cover/Kit NEW!

The new easy fit design of the Rogue Series Turbo Cover makes turbo lag a thing of the past by keeping the turbine spooled up. Dual-layer construction helps maintain temperatures inside the turbo, increasing performance and durability, reducing under-hood temperatures, and improving horsepower. Kit includes a Turbo Cover, a 2" x 25' roll of Rogue Series exhaust wrap, 2 18" snap straps, and 10' of wire.

| Part No.                 | Description           |
|--------------------------|-----------------------|
| <a href="#">THE15043</a> | T3 Carbon Fiber Cover |
| <a href="#">THE15041</a> | T3 Carbon Fiber Kit   |
| <a href="#">THE15073</a> | T3 Ricochet Cover     |
| <a href="#">THE15071</a> | T3 Ricochet Kit       |
| <a href="#">THE15044</a> | T4 Carbon Fiber Cover |
| <a href="#">THE15042</a> | T4 Carbon Fiber Kit   |
| <a href="#">THE15074</a> | T4 Ricochet Cover     |
| <a href="#">THE15072</a> | T4 Ricochet Kit       |





## Performance Throttle Body Spacers

Throttle body spacers increase plenum volume and air velocity for added horsepower and torque gains.

| Part No.    | Description  |
|-------------|--|
| <b>GM</b>   |  |
| TRA2564     | 1996-06 Chevy/GMC Trucks And S-10 Vortec, 4.3L V6          |
| TRA2565     | 1996-00 Chevy/GMC Trucks, 5.0L/5.7L V8                     |
| TRA3267     | 2007-10 Chevy/GMC Truck/SUV, 4.8L/5.3L/6.0L                |
| <b>Ford</b> |  |
| TRA2518     | 1987-96 Bronco/F150/F250/F350, 5.0L/5.8L/7.5L              |
| TRA3265     | 2004-10 Truck/SUV 5.4L                                     |
| <b>Jeep</b> |  |
| TRA2572     | 1991-06 YJ/XJ/Cherokee, 4.0L, 1991-99 YJ/XJ Wrangler, 2.5L |



TRA1113

## Oil Filter Relocation Kits **Not For Marine Or Diesel Applications!**

Choose an application-specific kit, or mix and match components to create a custom unit to meet your unique requirements. Trans-Dapt oil bypass adapters are designed for use with our remote filter brackets. Inlet & outlet ports are tapered for 1/2"NPT fittings. Minimum 3/8" medium or high-pressure neoprene or braided metallic hose must be used.

Each Trans-Dapt Performance oil filter relocation kit includes an oil filter bypass adapter, remote oil filter bracket (either single or dual) with 1/2"NPT inlets and outlets, two fully assembled 30" hoses with fittings, mounting hardware and instructions. All relocation kit remote filter brackets accept 3/4"-16 spin-on oil filters. Use Fram's PH8A.

| Year                  | Application   | Single Filter | Dual Filter Relocation Kit | Straight Oil Relocation Kit | 90° Bypass Adapter | Sandwich Adapter Oil Bypass Adapter |
|-----------------------|---|---------------|----------------------------|-----------------------------|--------------------|-------------------------------------|
| <b>Cadillac</b>       |   |               |                            |                             |                    |                                     |
| 1999-00               | Trucks And SUV's 5.7L   | TRA1150       | TRA1250                    | —                           | TRA1450            | TRA1350                             |
| 2001-07               | Trucks And SUV's 5.7L   | —             | —                          | TRA1020                     | TRA1420            | TRA1320                             |
| <b>Chevrolet</b>      |   |               |                            |                             |                    |                                     |
| 2007-15               | Trucks And SUV, 4.8L, 5.3L, 6.0L  | TRA1127       | —                          | —                           | —                  | TRA1327                             |
| 1997-06               | V8 Trucks And SUV, 4.8L, 5.3L, 6.0L   | —             | —                          | TRA1020                     | TRA1420            | TRA1320                             |
| 1968-07               | Big Block V8 Trucks Including 8.1L And Motorhomes                             | TRA1122       | TRA1222                    | TRA1022                     | —                  | TRA1322                             |
| 1988-00               | Small Block V8 Pickup, 5.7L   | TRA1150       | TRA1250                    | —                           | TRA1450            | TRA1350                             |
| <b>Chrysler/Dodge</b> |   |               |                            |                             |                    |                                     |
| 2003-15               | Ram 1500-3500 5.7L  | TRA1113       | TRA1213                    | TRA1013                     | TRA1413            | TRA1313                             |
| <b>Ford</b>           |   |               |                            |                             |                    |                                     |
| 1992-09               | 4.6L V8, 5.4L V8, 6.8L V10, (Trucks And Motorhomes), Some 1994-98 5.8L Trucks | TRA1127       | —                          | —                           | —                  | TRA1327                             |
| <b>GMC</b>            |   |               |                            |                             |                    |                                     |
| 1999-07               | V8 Trucks And SUV, 4.8L, 5.3L, 6.0L   | —             | —                          | TRA1020                     | TRA1420            | TRA1320                             |
| 1988-00               | Small Block V8, 5.7L  | TRA1150       | TRA1250                    | —                           | TRA1450            | TRA1350                             |
| <b>Jeep</b>           |   |               |                            |                             |                    |                                     |
| 1991-07               | Jeep V8, L6, 4 Cyl. All With PH16 Filter                                      | TRA1113       | TRA1213                    | TRA1013                     | TRA1413            | TRA1313                             |



## SR-1 Synthetic Motor Oils

Torco SR-1 motor oils offer a unique combination of synthetic base oils and proprietary additives that outperforms regular petroleum-based and synthetic oils. Formulated to increase horsepower and torque, improve fuel economy, and reduce engine temperatures, deposits, and oxidation, they offer outstanding wear protection. Sold in 1-liter bottles or as a case. Not API-certified.



| Description | 1 Liter Bottle | 1 Case (12) Liter Bottles |
|-------------|----------------|---------------------------|
| 5W30        | TRCA160530CE   | TRCA160530C               |
| 10W30       | TRCA161033CE   | TRCA161033C               |
| 10W40       | TRCA161044CE   | TRCA161044C               |

## SD-5 100% Synthetic Diesel Motor Oil

SD-5 contains low SAPS which protects your engine from wear, even in the presence of soot and other contaminants. SD-5 meets or exceeds the performance requirements of virtually all diesel and many gasoline engine manufacturers. It delivers exceptional lubrication in diesel engines found in commercial, fleet, and personal on or off-road vehicles.



| Description | 4 Liter Bottle | Case (4 x 4 Liter Bottles) |
|-------------|----------------|----------------------------|
| 15W40       | —              | TRCA191540S                |

## TD-1 Super Diesel Mineral Oil

TD-1 consists of a blend of hydro-processed petroleum base oils, special polymers, and the proprietary MPZ® additive system. Oil includes high-temperature anti-wear additives, special detergents and dispersants and is fortified with oxidation, foam, and corrosion inhibitors to protect vital parts during long drain intervals. Provides superior performance in all engines that must meet 2007-up EPA emissions standards for diesel fuel. Exceeds the performance requirements of diesel and most gasoline engine manufacturers.



| Description | 4 Liter Bottle | Case (4 x 4 Liter Bottles) |
|-------------|----------------|----------------------------|
| 15W40       | —              | TRCA181540S                |

## Manual Transmission Fluid

Light viscosity, low-friction oil has superior load carrying and wear protection properties. Recommended for manual transmissions, transaxles, and transfer cases where an ATF or GL-4 light viscosity oil is specified. Sold in 1-liter bottles or in cases. Meets API GL-4 Standards.



| Description | 1 Liter Bottle | 1 Case (12) Liter Bottles |
|-------------|----------------|---------------------------|
| 75W90       | TRCA200022CE   | TRCA200022C               |



## Synthetic Automatic Transmission Fluid

ATF Synthetic is specifically engineered for severe operating conditions encountered in racing, off-highway and highway use. Recommended for automatic and manual transmissions that specify Dexron® III (IIE/II) or Mercon® (M2-184A) rated ATF fluids. Sold in one-liter bottles or in cases.

| Description | 1 Liter Bottle               | 1 Case (12) Liter Bottles   |
|-------------|------------------------------|-----------------------------|
| ATF         | <a href="#">TRCA220085CE</a> | <a href="#">TRCA220085C</a> |



## Limited Slip Friction Modifier

Formulated for use in limited slip and positraction differentials to reduce gear noise and clutch chatter. Using a 2%-6% treatment level, Type G is recommended for GM applications, while Type F is for use in Chrysler, Ford, Toyota, and all other vehicles. Sold in a 4-oz. bottle or a case.

| Description | 4 Oz. Bottle                 | 1 Case (12) 4 Oz. Bottles   |
|-------------|------------------------------|-----------------------------|
| Type G      | <a href="#">TRCAFM0010JE</a> | <a href="#">TRCAFM0010J</a> |
| Type F      | <a href="#">TRCAFM0050JE</a> | <a href="#">TRCAFM0050J</a> |



## Accelerator

A unique blend of additives that transforms the makeup of premium pump gas to closely resemble race fuel. Specialized fuel additive lowers end burn temperature, allowing fuel to burn more completely and increasing horsepower. One can of Accelerator mixes with 10 gallons of 91 premium unleaded to provide a 102 octane race gas, or mix with 5 gallons of premium unleaded to deliver 105 octane. Will not harm sensitive O2 sensors or catalytic converters. Sold in a 32-oz. can or in cases.

| Description | 32 Oz. Bottle                | 1 Case (6) 32 Oz. Bottles   |
|-------------|------------------------------|-----------------------------|
| Accelerator | <a href="#">TRCF500010TE</a> | <a href="#">TRCF500010T</a> |



## High C-Tane Diesel Concentrate Accelerator

Torco diesel Accelerator increases the c-tane level in your diesel fuel, increasing horsepower and torque across the entire RPM range. This results in a broader powerband and improves throttle response. Diesel Accelerator is a perfect fit for stock or modified diesel engines. Safe for sensors and legal for on-road use.

| Description | 32 Oz. Can | Case (6 x 32 Oz. Cans)      |
|-------------|------------|-----------------------------|
| Accelerator | —          | <a href="#">TRCF500020T</a> |



# TRUXEDO

TRUCK BED COVERS

## Sentry CT Tonneau Covers **NEW!**

These hard roll-up truck bed covers are manufactured with a premium matte black fabric for an extra-low profile look. The fabric is pressure-bonded to heavy-duty black aluminum slats, making these covers the ultimate in strength and style. When rolled up at the cab, the cover provides full bed access without blocking rear view visibility. When closed, the flush-mount profile delivers a sleek, modern look. A security latch is located towards the center of the cover for increased cargo protection. The quick and easy installation does not require any special tools or drilling. Three-year warranty. Made in the USA.



## Sentry Tonneau Covers **NEW!**

The all-new Sentry tonneau covers combine all the same great features of the Sentry CT but with an industrial-strength, leather-grain vinyl fabric.

| Application                                     | Sentry Part No.            | Sentry CT Part No.         |
|---|----------------------------|----------------------------|
| <b>Chevy/GMC</b>                                |                            |                            |
| 2007-14 Silverado/Sierra 2500/3500, 5'8" Bed    | <a href="#">TRX1570601</a> | <a href="#">TRX1570616</a> |
| 2007-14 Silverado/Sierra 2500/3500, 6'5" Bed    | <a href="#">TRX1571101</a> | <a href="#">TRX1571116</a> |
| 2015-18 Silverado/Sierra 1500, 5'8" Bed         | <a href="#">TRX1571801</a> | <a href="#">TRX1571816</a> |
| 2015-18 Silverado/Sierra 1500, 6'5" Bed         | <a href="#">TRX1572001</a> | <a href="#">TRX1572016</a> |
| 2019 Silverado/Sierra 5'8" Bed                  | <a href="#">TRX1572401</a> | <a href="#">TRX1572416</a> |
| 2019 Silverado/Sierra 6'6" Bed                  | <a href="#">TRX1572601</a> | <a href="#">TRX1572616</a> |
| <b>Ford</b>                                     |                            |                            |
| 2009-14 Ford F150, 5'5" Bed                     | <a href="#">TRX1597601</a> | <a href="#">TRX1597616</a> |
| 2009-14 Ford F150, 6'5" Bed                     | <a href="#">TRX1598101</a> | <a href="#">TRX1598116</a> |
| 2015-19 Ford F150, 5'5" Bed                     | <a href="#">TRX1597701</a> | <a href="#">TRX1597716</a> |
| 2015-19 Ford F150, 6'5" Bed                     | <a href="#">TRX1598301</a> | <a href="#">TRX1598316</a> |
| 2008-16 Ford F250/F350/F450 Super Duty 6'5" Bed | <a href="#">TRX1569101</a> | <a href="#">TRX1569116</a> |
| 2008-16 Ford F250/F350/F450 Super Duty 8' Bed   | <a href="#">TRX1569601</a> | <a href="#">TRX1569616</a> |
| 2017-19 Ford F250/F350/F450 Super Duty 6'5" Bed | <a href="#">TRX1579101</a> | <a href="#">TRX1579116</a> |
| 2017-19 Ford F250/F350/F450 Super Duty 8' Bed   | <a href="#">TRX1579601</a> | <a href="#">TRX1579616</a> |
| 2019 Ford Ranger 5' Bed                         | <a href="#">TRX1531001</a> | <a href="#">TRX1531016</a> |
| 2019 Ford Ranger 6' Bed                         | <a href="#">TRX1531101</a> | <a href="#">TRX1531116</a> |
| <b>Dodge</b>                                    |                            |                            |
| 2009-18 Dodge Ram 1500, 5'7" Bed                | <a href="#">TRX1545901</a> | <a href="#">TRX1545916</a> |
| 2009-18 Dodge Ram 1500, 6'4" Bed                | <a href="#">TRX1546901</a> | <a href="#">TRX1546916</a> |
| 2019 Dodge Ram 1500, 5'7" Bed                   | <a href="#">TRX1585901</a> | <a href="#">TRX1585916</a> |
| 2019 Dodge Ram 1500, 6'4" Bed                   | <a href="#">TRX1586901</a> | <a href="#">TRX1586916</a> |
| <b>Toyota</b>                                   |                            |                            |
| 2007-19 Toyota Tundra, 5'5" Bed                 | <a href="#">TRX1563701</a> | <a href="#">TRX1563716</a> |
| 2007-19 Toyota Tundra, 6'5" Bed                 | <a href="#">TRX1545701</a> | <a href="#">TRX1545716</a> |

## ProX15 Roll-Up Bed Covers **NEW!**


15-degree side rails create a sleek extra-low profile while the matte black, high-quality woven fabric provides for superb protection. Can be installed or removed in minutes with no drilling or modifications of the truck bed required. Integrated buckle-style storage straps secure the bedcover when rolled up, providing full access to the pickup bed. Lifetime limited warranty. Made in USA.



## TruXedo® Lo Pro QT



**Step 1.**  
Release the latch on the driver's side to unlock the rear header.



**Step 2.**  
Rear header and bows roll up with cover to form an even, compact roll.



**Step 3.**  
Complete cover self-stores at front of bed with a pair of security straps.



### Superior Fastening

Velcro® brand loop measures a full 1-1/2" wide for superior fastening the entire length of the bed rail. No snaps or adhesives to fail.



### Spring-Loaded Tension

Two compact stainless steel plungers automatically keep the cover tight in fluctuating temps. Works in all climates.



### Weather Sealing System

Exclusive corner seals and weather seal on all four sides help keep the elements out.



Low-profile, soft roll-up cover with 18-oz. industrial fabric and angled rails that mount inside the bed provide a sleek, clean look that extends less than 1" above the bed. The free-floating system includes 1-1/2" wide industrial-strength hook-and-loop fastener to keep the cover tight while reducing wear and tear. Easy Trigger latch releases with one finger for quick and easy access. Improves truck aerodynamics for better gas mileage.

| Part No.         | Year    | Application   |
|------------------|---------|---|
| <b>Chevy/GMC</b> |         |   |
| TRX1449801       | 2015-19 | Chevy Colorado, 5' Bed<br>GMC Canyon, 5' Bed                |
| TRX1453301       | 2015-19 | Chevy Colorado, 6'2" Bed<br>GMC Canyon, 6'2" Bed            |
| TRX1470601       | 2007-13 | Chevy Silverado 1500, 5'8" Bed<br>GMC Sierra 1500, 5'8" Bed |
| TRX1471801       | 2014-18 | Chevy Silverado 1500, 5'8" Bed<br>GMC Sierra 1500, 5'8" Bed |
| TRX1472001       | 2014-18 | Chevy Silverado 1500, 6'6" Bed                              |
|                  | 2015-19 | Chevy Silverado 2500, 6'6" Bed                              |
|                  | 2014-18 | GMC Sierra 1500, 6'6" Bed                                   |
| TRX1472201       | 2015-19 | GMC Sierra 2500, 6'6" Bed                                   |
|                  | 2014-18 | Chevy Silverado 1500, 8' Bed                                |
|                  | 2015-19 | Chevy Silverado 2500, 8' Bed                                |
|                  | 2014-18 | GMC Sierra 1500, 8' Bed                                     |
| TRX1472401       | 2015-19 | GMC Sierra 2500, 8' Bed                                     |
|                  | 2019    | Chevy Silverado 1500, 5'8" Bed<br>GMC Sierra, 1500 5'8" Bed |
| TRX1472601       | 2019    | Chevy Silverado 1500, 6'6" Bed<br>GMC Sierra 1500, 6'6" Bed |
| <b>Dodge</b>     |         |   |
| TRX1445901       | 2009-18 | Dodge Ram 1500, 5' 7" Bed Without RamBox                    |
| TRX1446901       | 2009-18 | Dodge Ram 1500/2500/3500, 6'4" Bed Without RamBox           |
| TRX1448901       | 2009-18 | Dodge Ram 1500/2500/3500, 8' Bed                            |
| TRX1485901       | 2019    | Dodge Ram 1500, 5'7" Bed                                    |
| TRX1486901       | 2019    | Dodge Ram 1500, 6'4" Bed                                    |
| <b>Ford</b>      |         |   |
| TRX1497601       | 2009-14 | Ford F150, 5'6" Bed Without Cargo Management                |
| TRX1497701       | 2015-19 | Ford F150, 5'6" Bed   |
|                  |         | Ford Raptor, 5'6" Bed                                       |
| TRX1498101       | 2009-14 | Ford F150, 6'6" Bed Without Cargo Management                |
| TRX1498301       | 2015-19 | Ford F150, 6'6" Bed   |
| TRX1498601       | 2009-14 | Ford F150, 8' Bed   |
| TRX1498701       | 2015-19 | Ford F150, 8' Bed   |
| TRX1469101       | 2008-16 | Ford F250/F350, 6'6" Bed                                    |
| TRX1469601       | 2008-16 | Ford F250/F350, 8' Bed                                      |
| TRX1479101       | 2017-19 | Ford F250/F350, 6'6" Bed                                    |
| TRX1479601       | 2017-19 | Ford F250/F350, 8' Bed                                      |
| TRX1431001       | 2019    | Ford Ranger, 5' Bed   |
| TRX1431101       | 2019    | Ford Ranger, 6' Bed   |
| <b>Toyota</b>    |         |   |
| TRX1445701       | 2007-19 | Toyota Tundra, 6'6" Bed With Out Deck Rail System           |
| TRX1446701       | 2007-19 | Toyota Tundra, 8' Bed With Out Deck Rail System             |
| TRX1463701       | 2007-19 | Toyota Tundra, 5'7" Bed                                     |

| Part No.               | Year    | Description                             |
|------------------------|---------|---|
| <b>Chevrolet/GM</b>    |         |   |
| TRX549801              | 2015-19 | Colorado/Canyon, 5' Bed                 |
| TRX570601 <sup>1</sup> | 2007-14 | GM Full Size, 5'8" Bed                  |
| TRX571101 <sup>1</sup> | 2007-14 | GM Full Size, 6'6" Bed                  |
| TRX571601 <sup>1</sup> | 2007-14 | GM Full Size, 8' Bed                    |
| TRX571801              | 2015-18 | GM Full Size 1500, 5'8" Bed             |
| TRX572001              | 2015-18 | GM Full Size 1500, 6'6" Bed             |
| TRX572401              | 2019    | GM Full Size 1500, 5'8" Bed             |
| TRX572601              | 2019    | GM Full Size 1500, 6'6" Bed             |
| TRX581101              | 1999-07 | Full Size 6'6" Bed/Classic              |
| TRX571101              | 2008-14 | GM 2500/3500 HD 6'6" Bed                |
| TRX572001              | 2015-19 | GM 2500 6'6" Bed                        |
| TRX572201              | 2015-19 | GM 2500 8' Bed                          |
| <b>Dodge</b>           |         |   |
| TRX545901*             | 2009-18 | Ram 1500 5'7" Bed                       |
| TRX546901*             | 2009-18 | Ram 1500 6'4" Bed                       |
| TRX585901*             | 2019    | Ram 1500 5'7" Bed                       |
| TRX586901*             | 2019    | Ram 1500 6'4" Bed                       |
| TRX546601              | 2003-09 | Ram 6' Bed 2500/3500                    |
| TRX546901*             | 2010-18 | Ram 2500/3500, 6'4" Bed                 |
| <b>Ford</b>            |         |   |
| TRX597601 <sup>1</sup> | 2009-14 | F150 5'6" Bed                           |
| TRX597701              | 2015-19 | F150 5'6" Bed                           |
| TRX598301              | 2015-19 | F150 6'6" Bed                           |
| TRX569601              | 2008-16 | Ford F250/F350/F450 8' Bed Super Duty   |
| TRX569101              | 2008-16 | Ford F250/F350/F450 6'9" Bed Super Duty |
| TRX579101              | 2017-19 | F-250/350/450 Super Duty, 6' 7" Bed     |
| TRX579601              | 2017-19 | F-250/350/450 Super Duty, 8' Bed        |
| TRX531001              | 2019    | Ford Ranger, 5' Bed                     |
| TRX531101              | 2019    | Ford Ranger, 6' Bed                     |

<sup>1</sup> - Without Trac System \* - Without Rambox

## TRUXPORT

Another Fine Tonneau Cover by Truxedo®



Press down rear cross member and push in on latch to open.



Tension control adjusts in seconds. No tools required.



Complete cover self-stores at front of bed with a security strap.



Rear cross member and bows roll up with cover to form an even, compact roll.



Velcro® brand loop measures 3/4" for superior fastening the entire length of the bed. Positive latching mechanism for added security.

Economical covers have a sleek, smooth appearance and avoid the hassle associated with snaps, clips or zip-style strips. Can be rolled up quickly by one person and installed in just 20 minutes. The 18-oz. reinforced vinyl cover attaches securely the top of bed rail mount, keeping weather out and improving gas mileage. The 5-year limited warranty even covers the fabric.

| Year                 | Description                          | Part No.               |
|----------------------|--------------------------------------|------------------------|
| <b>Chevrolet/GMC</b> |                                      |                        |
| 2004-12              | Colorado/Canyon Crew Cab             | TRX239801              |
| 2015-19              | Colorado/Canyon, 5' Bed              | TRX249801              |
| 2015-19              | Colorado/Canyon, 6' Bed              | TRX253301              |
| 1988-98              | Full Size C/K Long Bed               | TRX241601              |
| 1988-98              | Full Size C/K Short Bed              | TRX241101              |
| 1999-07              | Full Size 8' Bed/Crew Cab Classic    | TRX281601              |
| 1999-07              | Full Size 6'6" Bed/Crew Cab Classic  | TRX281101              |
| 2004-07              | Full Size 5'8" Bed/Crew Cab Classic  | TRX280601              |
| 2007-14              | Full Size, 5'8" Bed                  | TRX270601 <sup>1</sup> |
| 2007-14              | Full Size, 6'6" Bed                  | TRX271101 <sup>1</sup> |
| 2007-14              | Full Size, 8' Bed                    | TRX271601 <sup>1</sup> |
| 2007-14              | Full Size, 5'8" Bed With Trac System | TRX270601              |
| 2007-14              | Full Size, 6'6" Bed With Trac System | TRX271101              |
| 2007-14              | Full Size, 8' Bed With Trac System   | TRX271601              |
| 2014-14              | Full Sized 1500, 5'8" Bed            | TRX271801              |
| 2014-14              | Full Sized 1500, 6'6" Bed            | TRX272001              |
| 2014-14              | Full Sized 1500, 8' Bed              | TRX272201              |
| 2019                 | GM Full Sized 1500, 5'8" Bed         | TRX272401              |
| 2019                 | GM Full Sized 1500, 6'6" Bed         | TRX272601              |
| 2008-14              | GM 2500/3500 HD 6'6" Bed             | TRX271101              |
| 2008-14              | GM 2500/3500 HD 8' Bed               | TRX271601              |
| 2015-19              | GM 2500 6.5' Bed                     | TRX272001              |
| 2015-19              | GM 2500 8' Bed                       | TRX272201              |
| <b>Dodge</b>         |                                      |                        |
| 2000-07              | Dakota Quad Cab                      | TRX290101              |
| 2009-18              | Ram 1500 5'7" Bed                    | TRX245901*             |
| 2009-18              | Ram 1500 6'4" Bed                    | TRX246901*             |
| 2019                 | Ram 1500 5'7" Bed                    | TRX285901              |
| 2019                 | Ram 1500 6'4" Bed                    | TRX286901              |
| 2003-09              | Ram 6' Bed 2500/3500                 | TRX246601              |
| 2010-18              | Ram 2500/3500, 6'4" Bed              | TRX246901              |
| <b>Ford</b>          |                                      |                        |
| 1997-03              | F150/LD 250 Short Bed                | TRX258101              |
| 2004                 | F150 Short Bed Heritage              | TRX258101              |
| 2004-08              | F150 5'6" Bed                        | TRX277601              |
| 2004-08              | F150 6'6" Bed                        | TRX278101              |
| 2009-14              | F150 5'6" Bed                        | TRX297601 <sup>1</sup> |
| 2009-14              | F150 6'6" Bed                        | TRX298101 <sup>1</sup> |
| 2015-19              | F150 5'6" Bed                        | TRX297701              |
| 2015-19              | F150 6'6" Bed                        | TRX298301              |
| 1999-07              | F250 HD/F350 8'2" Bed Super Duty     | TRX259601              |
| 2008-16              | F250/F350/F450 6'9" Bed Super Duty   | TRX269101              |
| 2017-19              | F-250/350/450 Super Duty, 6' 7" Bed  | TRX279101              |
| 2019                 | Ford Ranger, 5' Bed                  | TRX231001              |
| 2019                 | Ford Ranger, 5' Bed                  | TRX231101              |

<sup>1</sup> - Without Trac System \* - Without Rambox

## TruxSeal Universal Tailgate Seal TRX1703206

TruxSeal keeps dust and moisture out of the back of trucks fitted with tonneau covers, truck caps or toppers. Simply trim the 3M acrylic foam seal to length, then peel and stick between the tailgate and the truck bed.



## Soft Tonneau Protectant Spray TRX1704511

Extends the life of all vinyl tonneau covers. Just spray on, wetting the entire surface, then wipe completely dry with a clean cloth. Turn cloth over and polish to remove excess. Sun protection equivalent of SPF30. Contains no silicones. 20-oz. bottle.



## Cargo Retriever TRX1705401

This tool allows anyone to retrieve items anywhere inside a pickup truck bed. Stores easily inside any truck bedside.



## B-Light TRX1704998

The B-Light is a flexible, easy-to-use, waterproof lighting solution that can be used just about anywhere. Installation is fast and easy with flexible LED strip and 3M adhesive backing. The B-Light can be placed in closets, toolboxes, truck beds, and much more. 18"



## Expedition TRX1705211

The Expedition offers you the utility of a toolbox when you need the extra storage. This rail-mounted cargo bag boasts eight cubic feet of extra storage space. It installs easily in most full-size truck beds. This weather-resistant cargo bag comes with plastic floor panels and inserts for customizable support and organization, and also sports an open pocket in the front.



# Tuflex strap

## Tow Straps

With off-roading, there's always the possibility of not getting back on the road without a little help. That's why it's a good idea to take a Tuflex Tow Strap along. Made of extra-tough woven nylon, double-stitched for maximum strength, with a reinforced loop sewn into each end. Available in a variety of widths, lengths, and tensile strengths, Tuflex Tow Straps can get the job done quickly and safely, and they roll up easily for compact storage when not in use.

| Part No.        | Breaking Strength | Description |
|-----------------|-------------------|-------------|
| <b>TUF18-20</b> | 15,000#           | 2"x20'      |
| <b>TUF18-30</b> | 15,000#           | 2"x30'      |
| <b>TUF27-20</b> | 22,500#           | 3"x20'      |
| <b>TUF27-30</b> | 22,500#           | 3"x30'      |
| <b>TUF36-20</b> | 30,000#           | 4"x20'      |
| <b>TUF36-30</b> | 30,000#           | 4"x30'      |
| <b>TUF54-30</b> | 45,000#           | 6"x30'      |



## Wrangler JK • Tuff Mudder Alternators

Tuff Mudder alternators, available in either 175-amp or 250-amp versions, provide up to 50% more amperage than the stock Jeep Wrangler JK alternators, yet they retain the OE appearance. These new alternators can handle nearly any load with output up to 210 amps at idle. Manufactured with an internal regulator, huge copper windings, giant diodes, premium quality ball bearings, and a large internal cooling fan that prevents overheating. Available in either army green or black wrinkle finishes and include a black 6-groove serpentine pulley. Made in USA.

| Part No.                   | Description                   |
|----------------------------|-------------------------------|
| <b>2007-11 Wrangler JK</b> |                               |
| <b>TFS7513B</b>            | 175 Amp, Black Wrinkle Finish |
| <b>TFS7513G</b>            | 175 Amp, Army Green Finish    |
| <b>TFS7515B</b>            | 250 Amp, Black Wrinkle Finish |
| <b>TFS7515G</b>            | 250 Amp, Army Green Finish    |
| <b>2012-18 Wrangler JK</b> |                               |
| <b>TFS7514B</b>            | 175 Amp, Black Wrinkle Finish |
| <b>TFS7514G</b>            | 175 Amp, Army Green Finish    |
| <b>TFS7516B</b>            | 250 Amp, Black Wrinkle Finish |
| <b>TFS7516G</b>            | 250 Amp, Army Green Finish    |



TFS7513B



## Fastshine™ Cleaner/Detailer VLC71603

Fastshine gives a quick, professional shine to a variety of surfaces, including clear coat. Removes fingerprints, bugs, water spots, bird droppings, etc. 32-oz. spray bottle.



## Magic Mix Speed Wax VLC71644

A quick detailer that contains wax, Speed Wax shines and protects between hand waxes and washings.

## Magic Mix® Metal Cleaner And Polish

The "Lazy Man's Polish" shines and protects aluminum, stainless steel, diamond plate, brass, gold, silver, magnesium, and copper. Magic Mix® removes oxidation, tar and bugs from paint, and even removes rust from chrome. For tough stains, clean and prepare metal with Magic Mix® Metal Cleaner.

| Part No.        | Description                                   |
|-----------------|---|
| <b>VLC71610</b> | Magic Mix® Cleaner and Polish Set, 8 oz. Each |
| <b>VLC71611</b> | Magic Mix® Polish, 8 oz. Bottle               |
| <b>VLC71640</b> | Magic Mix® Polish, 16 oz. Bottle              |



## Throttle-Body Spacers

Vortice throttle body spacers are designed to provide additional performance with your factory or Volant's Cool Air Intake system. Manufactured from glass-filled Nylon composite, spacers are incredibly strong, yet lightweight and install behind your vehicle's throttle body to promote quicker throttle response and in most applications, provide a slight improvement in fuel efficiency.

| Model                           | Year            | Engine           | Part No.         |
|---------------------------------|-----------------|------------------|------------------|
| <b>General Motors</b>           |                 |                  |                  |
| Escalade                        | 2007-12         | 6.2L             | <b>VOL725253</b> |
|                                 | 2001-06         | 6.0L             | <b>VOL725153</b> |
| Tahoe                           | 2007-14         | 5.3L             | <b>VOL725253</b> |
|                                 | 1999-06         | 4.8/5.3/6.0L     | <b>VOL725153</b> |
| Avalanche                       | 2007-13         | 5.3/6.0L         | <b>VOL725253</b> |
|                                 | 2001-06         | 5.3L             | <b>VOL725153</b> |
| Silverado/Sierra 1500           | 2007-13         | 4.8/5.3/6.0/6.2L | <b>VOL725253</b> |
| Silverado/Sierra 1500/2500/3500 | 1999-07 Classic | 4.8/5.3/6.0L     | <b>VOL725153</b> |
| Suburban/Yukon                  | 2007-14         | 4.8L/5.3/6.0L    | <b>VOL725253</b> |
|                                 | 1999-06         | 4.8/5.3/6.0L     | <b>VOL725153</b> |



| Model             | Year    | Engine | Part No.         |
|-------------------|---------|--------|------------------|
| <b>Ford</b>       |         |        |                  |
| Expedition        | 2005-12 | 5.4L   | <b>VOL729754</b> |
|                   | 2010    | 5.4L   | <b>VOL729754</b> |
| F150 Raptor       | 2011-14 | 5.0L   | <b>VOL729850</b> |
|                   | 2004-10 | 5.4L   | <b>VOL729754</b> |
| F250              | 2005-10 | 5.4L   | <b>VOL729754</b> |
| <b>Dodge/Jeep</b> |         |        |                  |
| Durango           | 2011-13 | 3.6L   | <b>VOL727636</b> |
| Wrangler JK       | 2012-18 | 3.6L   | <b>VOL727636</b> |



## Cool Air Intakes

Our Cross-Link polyethylene box insulates and protects the filter from engine heat, moisture, dust and debris to provide colder air to the engine for an increase in horsepower. Volant offers two types of filter technology with their cool air intakes: The Volant Pro 5 Filter uses a cleanable and reusable high-grade cotton filter media with five layers of protection. Precision pleat geometry reduces air restriction and optimizes air flow throughout the intake system, increasing engine output. Filters can be serviced through Volant.

The Power Core Filtration Technology filter uses a high-quality, water-resistant synthetic media that doesn't deteriorate as easily as traditional paper or cotton gauze filter elements, while yielding vastly improved filtration. The design channels air into the front of the filter for increased air flow and higher filtration efficiency. Power Core filters include a 4-year/100,000 mile warranty when used in urban conditions.

**5-digit part number includes Volant Pro 5 filter**

**6-digit part number includes Power Core filter**

| Model                     | Year            | Engine            | Part No.               |
|---------------------------|-----------------|-------------------|------------------------|
| <b>General Motors</b>     |                 |                   |                        |
| Avalanche                 | 2009-13         | 4.8/5.3L          | VOL154536<br>VOL15453  |
|                           | 2007-08         | 5.3/6.0L          | VOL152536<br>VOL15253  |
| Avalanche 1500            | 2001-06         | 5.3L              | VOL15153               |
| Colorado                  | 2015-16         | 3.6L              | VOL15436               |
| Escalade                  | 2009-14         | 6.2L              | VOL154536<br>VOL15453  |
|                           | 2007-08         |                   | VOL15253               |
| Escalade/EXT/ESV          | 2001-06         | 6.0L              | VOL151536<br>VOL15153  |
|                           |                 |                   | VOL15453               |
| Sierra                    | 2014-18         | 5.3L              | VOL15553               |
|                           |                 | 6.2L              | VOL15554               |
| Sierra 1500               | 1999-07 Classic | 4.8/5.3/6.0L      | VOL151536<br>VOL15153  |
|                           | 2009-13         | 4.8/5.3/6.0L      | VOL154536              |
|                           |                 | 4.8/5.3/6.0/6.2L  | VOL15453               |
|                           | 2007-08         | 4.8/5.3/6.0/6.2L  | VOL15253<br>VOL152536  |
| Sierra Denali             | 1999-07 Classic | 6.0L              | VOL151536              |
|                           | 2009-13         |                   | VOL15453<br>VOL154536  |
|                           |                 | 2007-08           | 6.2L                   |
| Silverado                 | 2014-18         | 5.3L              | VOL155536<br>VOL15553  |
|                           |                 | 6.2L              | VOL15554<br>VOL15554   |
|                           |                 |                   | VOL15153<br>VOL151536  |
| Silverado 1500            | 1999-07 Classic | 4.8/5.3/6.0L      | VOL15153<br>VOL151536  |
|                           | 2009-13         | 4.8/5.3/6.0L/6.2L | VOL154536<br>VOL15453  |
|                           |                 | 4.8/5.3/6.0L      | VOL152536<br>VOL15253  |
|                           | 2007-08         | 4.8/5.3/6.0L      | VOL15253               |
| Silverado 2500/3500 HD    | 2007            | 6.0L              | VOL15253<br>VOL152536  |
|                           | 2001-06         |                   | VOL151536              |
|                           | 2014-16         |                   | VOL15560               |
|                           | 2013-16         | 6.6L              | VOL15566               |
| Silverado 2500/3500 LT/HD | 1999-06         | 5.3/ 6.0L         | VOL15153<br>VOL15153   |
| Silverado SS              | 2003-06         | 6.0L              | VOL151536<br>VOL154536 |
| Suburban                  | 2009-14         | 5.3/6.0L          | VOL154536<br>VOL15453  |
|                           |                 |                   | 2015-19                |
|                           | 2007-08         | 5.3/6.0L          | VOL15253<br>VOL152536  |
| Suburban 1500             | 1999-06         | 4.8/ 5.3/6.0L     | VOL151536<br>VOL15153  |
| Suburban 2500             | 2007-08         | 6.0L              | VOL152536<br>VOL15253  |
|                           | 1999-06         | 5.3/6.0L          | VOL151536<br>VOL15153  |
|                           |                 |                   |                        |
| Tahoe                     | 2009-14         | 5.3/6.0L          | VOL154536<br>VOL15453  |
|                           | 2007-08         | 4.8/5.3/6.0L      | VOL15253<br>VOL152536  |

| Model                       | Year    | Engine       | Part No.              |
|-----------------------------|---------|--------------|-----------------------|
| <b>General Motors Cont.</b> |         |              |                       |
| Tahoe                       | 1999-06 | 4.8/5.3/6.0L | VOL151536<br>VOL15153 |
|                             | 2015-19 | 5.3L         | VOL155536<br>VOL15553 |
| Yukon                       | 2009-14 | 4.8/5.3L     | VOL154536<br>VOL15453 |
|                             | 2007-08 |              | VOL15253<br>VOL152536 |
|                             | 2000-06 |              | VOL151536<br>VOL15153 |
|                             | 2015-19 | 5.3L         | VOL15553<br>VOL155536 |
| Yukon Denali                | 2009-14 | 6.2L         | VOL154536<br>VOL15453 |
|                             | 2007-08 |              | VOL15253<br>VOL152536 |
|                             | 2001-06 | 6.0L         | VOL151536<br>VOL15153 |
|                             | 2015-19 | 6.2L         | VOL15554<br>VOL155546 |
| Yukon Denali XL             | 2009-14 | 6.2L         | VOL154536<br>VOL15453 |
|                             | 2007-08 | 6.2L         | VOL15253<br>VOL152536 |
|                             | 2001-06 | 6.0L         | VOL151536<br>VOL15153 |
| Yukon XL 1500               | 2009-14 | 5.3/6.0/6.2L | VOL154536<br>VOL15453 |
|                             | 2007-08 | 5.3/6.0L     | VOL152536<br>VOL15253 |
|                             | 2000-06 | 5.3L         | VOL151536<br>VOL15153 |
| Yukon XL 2500               | 2007-08 | 6.0L         | VOL15253<br>VOL152536 |
|                             | 2000-06 |              | VOL15153<br>VOL151536 |
| <b>Ford</b>                 |         |              |                       |
| F-150                       | 2009-10 | 4.6L         | VOL19146              |
|                             | 2012-14 | 3.5L         | VOL19435              |
|                             | 2015-19 | 5.0L         | VOL19950<br>VOL199506 |
| F-150 EcoBoost              | 2015-16 | 3.5T         | VOL19627<br>VOL196276 |
|                             | 2017-19 |              | VOL19835<br>VOL198356 |
|                             | 2015-19 | 2.7T         | VOL19627<br>VOL196276 |
| F-150 EcoBoost Raptor       | 2017-19 | 3.5L         | VOL19835<br>VOL198356 |
| <b>Dodge/Jeep</b>           |         |              |                       |
| Durango                     | 2011-15 | 5.7L         | VOL161576             |
| Ram 2500 Power Wagen        | 2009-12 | 5.7L         | VOL160576             |
| Ram 2500                    | 2013-19 | 5.7L         | VOL164576             |
| Jeep Wrangler JL            | 2018-19 | 3.7L         | VOL17736<br>VOL177366 |
|                             |         |              |                       |
| Jeep Wrangler JK            | 2012-18 | 3.6L         | VOL176366             |

**Note:** All six digit part number contain the PowerCore Filter. All five digit part numbers contain the Pro 5 Filter.

## Recharger Kit

The kit contains Volant's filter cleaner to loosen and release trapped dirt. Volant's filter oil contains a dye to easily see where the oil has saturated into the filter, eliminating the common mistake of over oiling the filter.

| Part No. | Description   |
|----------|---|
| VOL5110  | Red Recharger Oil Kit. Cleaning Kit for all PpwerCore Filters |
| VOL5100  | Blue Recharger Oil Kit. Cleaning Kit for all Pro 5 Filters    |





All Items On This Page  
Ground Shipment Only

### Self-Etch Primer VHTSP307

Etches and primes in one step. Compatible with all finishes. Great for spot repair. For superior adhesion on plastic, fiberglass, bare steel, aluminum, and stainless. 11-oz. aerosol can.



### Roll Bar And Chassis Paint

One-step epoxy paint dries to a baked-on, porcelain-like finish that is chemical, corrosion, rust, and salt resistant. 11-oz. aerosol can.

| Part No. | Color       |
|----------|-------------|
| VHTSP670 | Gloss Black |
| VHTSP671 | Satin Black |



### “Wrinkle Plus” Coating

Provides a rich texture and adds that extra touch of personal styling. Withstands fading, grease, engine cleaners and severe weather conditions. Mopar restorers: Wrinkle Plus is the paint for that black wrinkle air cleaner restoration. 11-oz. can.

| Part No. | Color |
|----------|-------|
| VHTSP201 | Black |
| VHTSP204 | Red   |



### Flameproof Coatings

Originally developed for the aerospace industry, VHT heat-resistant coatings withstand 1500°F and are ideal for use on headers and exhaust manifolds. 11-oz. can.

| Part No. | Color             |
|----------|-------------------|
| VHTSP101 | Flat White        |
| VHTSP102 | Flat Black        |
| VHTSP106 | Flat Silver       |
| VHTSP109 | Flat Red          |
| VHTSP114 | Flat Orange       |
| VHTSP115 | Clear             |
| VHTSP117 | Flat Aluminum     |
| VHTSP118 | Flat White Primer |



### Epoxy All-Weather Coatings

Epoxy coating produces porcelain-like hardness with a high gloss. The durable finish makes it an excellent choice. 11-oz. aerosol can.

| Part No. | Color       |
|----------|-------------|
| VHTSP650 | Gloss Black |
| VHTSP651 | Gloss White |
| VHTSP652 | Satin Black |



### Brake Caliper Cleaner VHTSP700

An excellent preparation for cleaning calipers prior to painting. Cleans grease, brake fluid, and brake dust residue from calipers and drums for greater paint adhesion. 11-oz. aerosol can.



### Brake Caliper Paint

Specifically formulated for detailing brake components, VHT Caliper Paint may be used on calipers, rotors, and brake drums. Paint will withstand heat to 900°F and will resist chipping, cracking, fading, and rust under the most severe conditions. Applies easily and dries quickly. Careful preparation of the surfaces is essential to a successful paint job. 11-oz. aerosol can.

| Part No. | Color         |
|----------|---------------|
| VHTSP730 | Gloss Clear   |
| VHTSP731 | Real Red      |
| VHTSP733 | Real Orange   |
| VHTSP734 | Gloss Black   |
| VHTSP735 | Cast Aluminum |
| VHTSP736 | Gold          |
| VHTSP738 | Bright Yellow |
| VHTSP739 | Satin Black   |



### Engine Enamels

Urethane resins enable this engine enamel to withstand the strongest solvents and gasoline additives. Exceptional durability under the most adverse conditions. Rated at 550°F. 11-oz. can.

| Part No. | Color           |
|----------|-----------------|
| VHTSP120 | Hemi Orange     |
| VHTSP121 | Bright Red      |
| VHTSP122 | Pontiac Blue    |
| VHTSP123 | Chevy Orange    |
| VHTSP124 | Gloss Black     |
| VHTSP125 | Ford Dark Blue  |
| VHTSP126 | Chrysler Blue   |
| VHTSP127 | Aluminum        |
| VHTSP128 | Gloss Yellow    |
| VHTSP129 | Gloss White     |
| VHTSP130 | Flat Black      |
| VHTSP134 | Ford Light Blue |
| VHTSP135 | GM Blue         |
| VHTSP137 | Ford Gray       |
| VHTSP139 | GM Satin Black  |
| VHTSP145 | Clear Gloss     |



### Nu-Cast Coatings For Engine Blocks

Nu-Cast engine and manifold coatings are unique formulas that restore parts to their original cast appearance. Rated at 900°F. 11-oz. can.

| Part No. | Color           |
|----------|-----------------|
| VHTSP997 | Cast Iron Paint |
| VHTSP998 | Header Paint    |



### “Quick Coat” Enamels

Formulated to provide a tough and durable enamel coating without heat curing or special processing. Ideal for professional or home use. Rated at 250°F. 11-oz. can.


| Part No. | Color       |
|----------|-------------|
| VHTSP504 | Gloss Black |
| VHTSP510 | Flat Black  |



### “Prime Coat” Sandable Primers

Provides an excellent base for enamel or synthetic lacquer paint. A quick, fast-drying base coat with excellent adhesion. 11-oz. aerosol can.

| Part No. | Color      |
|----------|------------|
| VHTSP301 | White      |
| VHTSP302 | Dark Gray  |
| VHTSP303 | Red Oxide  |
| VHTSP304 | Light Gray |
| VHTSP305 | Black      |







## Extreme-Duty Series

Designed for the biggest projects and most extreme conditions, heavy-weight winches handle loads that other winches only dream of, all with the durability and reliability that Warn winches are famous for.



### WAR68801

The 16.5t Thermometric winch features extreme-duty sealing to protect from the elements, and integrated diagnostics to keep operators informed. A 3-stage planetary gear system and an exclusive brake design provide superior control while winching even the heaviest loads.



### WAR47801

The M15 Heavy-Weight winch is a true workhorse. High-strength carrier plates and a 315:1 gear ratio let the M15 tackle up to 15,000 lbs. without breaking a sweat.

| Models                                | WAR68801              | WAR47801             |
|---------------------------------------|-----------------------|----------------------|
| Description                           | 16.5t Thermometric    | M15 Heavy-Weight     |
| Rated Line Pull - Single              | 16,500 lbs./7,484 kg. | 15,000 lbs./6,804 kg |
| Line Speed ft./min (no load/max load) | 23.6 / 3.24           | 22.2 / 2.48          |
| Motor                                 | 4.6 hp                | 4.6 hp               |
| Motor Current (max. load)             | 507 amps              | 460 amps             |
| Remote Control                        | Handheld, 12' cable   | Handheld, 12' cable  |
| Weight                                | 138 lbs.              | 138 lbs.             |
| Rope                                  | 7/16" x 90' Steel     | 7/16" x 90' Steel    |
| Replacement Rope                      | 61950                 | 61950                |
| Fairlead                              | Roller                | Roller               |
| Mounting pattern                      | 4.5" x 10"            | 4.5" x 10"           |
| Winch Mount Required                  | Yes                   | Yes                  |
| Warranty                              | Lifetime Limited      | Lifetime Limited     |

## VR Series

Designed for the toughest conditions, VR winches feature a sealed, waterproof Albright contactor, a one-piece tie plate for improved strength, and a best-in-class cone brake capable of handling the full-rated load. A convertible control pack allows for easy mounting in low-profile or even vertical configurations. Winches include a cast iron hawse fairlead and corded remote with 12' of cable.



| Models                                | WAR96800            | WAR96805             | WAR96810             | WAR96815             | WAR96820             | WAR97035             |
|---------------------------------------|---------------------|----------------------|----------------------|----------------------|----------------------|----------------------|
| Description                           | VR8 w/Steel Rope    | VR8S w/Synthetic     | VR10 w/Steel Rope    | VR10S w/Synthetic    | VR12 w/Steel Rope    | VR12S w/Synthetic    |
| Rated Line Pull - Single              | 8,000 lbs./3,630 kg | 8,000 lbs./3,630 kg  | 10,000 lbs./4,536 kg | 10,000 lbs./4,536 kg | 12,000 lbs./5,443 kg | 12,000 lbs./5,443 kg |
| Line Speed ft./min (no load/max load) | 29 / 4.8            | 29 / 4.8             | 26 / 2.3             | 26 / 2.3             | 28.4 / 3.6           | 28.4 / 3.6           |
| Motor                                 | 4.5 hp              | 4.5 hp               | 4.5 hp               | 4.5 hp               | 6 hp                 | 6 hp                 |
| Motor Current (max. load)             | 457 amps            | 457 amps             | 502 amps             | 502 amps             | 457 amps             | 457 amps             |
| Remote Control                        | Handheld, 12' cable | Handheld, 12' cable  | Handheld, 12' cable  | Handheld, 12' cable  | Handheld, 12' cable  | Handheld, 12' cable  |
| Weight                                | 65 lbs. (shipping)  | 54 lbs. (shipping)   | 75 lbs. (shipping)   | 59 lbs. (shipping)   | 76 lbs. (shipping)   | 62 lbs. (shipping)   |
| Rope                                  | 5/16" x 94' Steel   | 3/8" x 90' Synthetic | 3/8" x 80' Steel*    | 3/8" x 90' Synthetic | 3/8" x 80' Steel     | 3/8" x 90' Synthetic |
| Replacement Rope                      | 86514               | 97782                | 86515                | 97782                | 86515                | 97782                |
| Fairlead                              | Hawse               | Hawse                | Hawse                | Hawse                | Hawse                | Hawse                |
| Mounting pattern                      | 4.5" x 10"          | 4.5" x 10"           | 4.5" x 10"           | 4.5" x 10"           | 4.5" x 10"           | 4.5" x 10"           |
| Winch Mount Required                  | Yes                 | Yes                  | Yes                  | Yes                  | Yes                  | Yes                  |
| Warranty                              | Lifetime Limited    | Lifetime Limited     | Lifetime Limited     | Lifetime Limited     | Lifetime Limited     | Lifetime Limited     |

### Replacement Parts and Accessories

| Part No. | Description                                       |
|----------|---|
| WAR97900 | Replacement Cast Iron Fairlead for All VR Winches |



## Zeon Series

A favorite among off-roaders worldwide, the Zeon series of winches features automotive-grade busbars for improved reliability and performance, full metal armor to protect vital components, and full IP68-rated waterproofing to keep the elements out. The convertible control pack and wired remote with 12' cable allows for upright or low-profile mounting, and a class-leading automatic cone brake and three-stage planetary gear train help maximize control and reliability. Designed to tackle any kind of conditions, the Zeon is available in 10,000 and 12,000 lb. capacities, and with either steel or Spydura synthetic rope.

### Zeon 10-S Platinum

The 10-S Platinum takes the conventional Zeon series to the next level. With 20% faster line speed, best-in-class efficiency, and Warn's highest durability rating, it raises the bar for the industry! An advanced wireless remotes provides complete control of line out or in, even free-spooling, and features an LCD that allows users to monitor operation and battery condition. The Zeon Platinum series even features two auxiliary ports to power and control additional accessories such as off-road lights! The Zeon Platinum features an advanced wireless remote that controls in and out, the powered clutch, plus it displays motor temperature and vehicle battery info.



| Models                                | WAR92015              | WAR9990              | WAR99611              | WAR99120             | WAR99950              |
|---------------------------------------|-----------------------|----------------------|-----------------------|----------------------|-----------------------|
| Description                           | Zeon 10-S Platinum    | Zeon 10              | Zeon 10-S             | Zeon 12              | Zeon 12-S             |
| Rated Line Pull - Single              | 10,000 lbs./4,536 kg  | 10,000 lbs./4,536 kg | 10,000 lbs./4,536 kg  | 12,000 lbs./5,440 kg | 12,000 lbs./5,440 kg  |
| Line Speed ft./min (no load/max load) | 44 / 5.6              | 33 / 4.8             | 33 / 4.8              | 28.1 / 3.3           | 28.1 / 3.3            |
| Motor                                 | 6.5 hp                | 6.5 hp               | 6.5 hp                | 6.5 hp               | 6.5 hp                |
| Motor Current (max. load)             | 465 amps              | 409 amps             | 409 amps              | 469 amps             | 469 amps              |
| Remote Control                        | Wireless              | Handheld, 12' cable  | Handheld, 12' cable   | Handheld, 12' cable  | Handheld, 12' cable   |
| Weight                                | 80 lbs. (shipping)    | 103 lbs. (shipping)  | 80 lbs. (shipping)    | 103 lbs. (shipping)  | 80 lbs. (shipping)    |
| Rope                                  | 3/8" x 100' synthetic | 3/8" x 80' steel     | 3/8" x 100' synthetic | 3/8" x 80' steel     | 3/8" x 100' synthetic |
| Replacement Rope                      | 87915                 | 89213                | 87915                 | 89213                | 87915                 |
| Fairlead                              | Hawse                 | Roller               | Hawse                 | Roller               | Hawse                 |
| Mounting pattern                      | 4.5" x 10"            | 4.5" x 10"           | 4.5" x 10"            | 4.5" x 10"           | 4.5" x 10"            |
| Winch Mount Required                  | Yes                   | Yes                  | Yes                   | Yes                  | Yes                   |
| Warranty                              | Lifetime Limited      | Lifetime Limited     | Lifetime Limited      | Lifetime Limited     | Lifetime Limited      |

## Classic/Specialty Series



### M8274-50

Designed for long life and tough jobs, this vehicle-mounted winch features a full 150' of steel rope and the fastest line retrieval speeds of any Warn winch.



### M8000 and M8000-S

Designed for medium to heavy-duty applications, the M8000 line of winches are great solution for full-size trucks. Equipped with a 3-stage planetary gear drivetrain and a series-wound motor, they are available with either steel rope and a roller fairlead, or synthetic rope and a hawse fairlead.



### XD9000 Multi-Mount

Built for heavy-duty use, the XD9000 series of winches is designed to run longer and cool down faster. The XD9000 mounts to a standard winch plate. The XD9000i is designed for portability, mounting to any Class III 2" receiver, and featuring integrated carry handles and a quick-connect power lead system.



### 9.5cti Thermometric

With 9,500 lbs. of pulling power, a 3-gear planetary drive system, and extreme-duty weather sealing, the 9.5cti is part of Warn's Ultimate Performance series. Integrated thermal sensors and a temperature warning light in the handheld remote provide feedback to operators. Lifetime limited warranty.

| Models                                | WAR38631              | WAR26502              | WAR87800              | WAR28500              | WAR97550              |
|---------------------------------------|-----------------------|-----------------------|-----------------------|-----------------------|-----------------------|
| Description                           | M8274-50              | M8000                 | M8000-S               | XD9000                | 9.5 cti Thermometric  |
| Rated Line Pull - Single              | 9,000 lbs. / 4,091 kg | 8,000 lbs. / 3,630 kg | 8,000 lbs. / 3,630 kg | 9,000 lbs. / 4,091 kg | 9,500 lbs. / 4,313 kg |
| Line Speed ft./min (no load/max load) | 79.3 / 8.7            | 30.2 / 4.8            | 30.2 / 4.8            | 38 / 3.9              | 47 / 5.9              |
| Motor                                 | 4.8 hp                | 4.8 hp                | 4.8 hp                | 4.6 hp                |                       |
| Motor Current (max. load)             | 480 amps              | 435 amps              | 435 amps              | 478 amps              | 452 amps              |
| Remote Control                        | Handheld, 12' cable   | Handheld, 12' cable   | Handheld, 12' cable   | Handheld, 12' cable   | Handheld, 12' cable   |
| Weight                                | 110 lbs.              | 74 lbs.               | 74 lbs.               | 85 lbs.               | 89 lbs.               |
| Rope                                  | 5/16" x 150' steel    | 5/16" x 100' steel    | 3/8" x 100' synthetic | 5/16" x 100' steel    | 5/16" x 125' steel    |
| Replacement Rope                      | 38311                 | 38314                 | 87915                 | 38314                 | 38312                 |
| Fairlead                              | Roller                | Roller                | Hawse                 | Roller                | Roller                |
| Mounting pattern                      | 4.5" x 10"            | 4.5" x 10"            | 4.5" x 10"            | 4.5" x 10"            | 4.5" x 10"            |
| Winch Mount Required                  | Yes                   | Yes                   | Yes                   | Yes                   | Yes                   |
| Warranty                              | 1-year Limited        | 7-year Limited        | 7-year Limited        | Lifetime Limited      | Lifetime Limited      |



## Utility Series



## DC Utility Winches

Warn Utility Winches put powerful pulling power in a compact package, making them great for race trailers, ATV's, and UTV's. With capacities ranging from 2,000 lbs. to 5,000 lbs., they share many of the same features and the same great Warn quality as their full-size counterparts.



## PulzAll™ 110V AC Hand Held Winch

The PulzAll handheld electric winch is a great tool for the workshop, garage, hunting, job site, and more. Plugs into a standard 110V AC outlet.



## Cordless PulzAll

Well suited to remote locations where electrical power is not available. PulzAll car charger, WAR100863 Available separately.

| Models                                | WAR99963             | WAR94000             | WAR92000            | WAR885000         | WAR885005              |
|---------------------------------------|----------------------|----------------------|---------------------|-------------------|------------------------|
| Description                           | 5000 DC              | 4000 DC              | 2000 DC             | PulzAll 120VC     | PulzAll 24V            |
| Rated Line Pull - Single              | 5,000 lbs. /2,268 kg | 4,000 lbs. /1,814 kg | 2,000 lbs. /909 kg  | 1,000 lbs./454 kg | 1,000 lbs./454 kg      |
| Line Speed ft./min (no load/max load) | 13.8 / 5.4           | 7.2 / 6.9            | 7.2 / 4.2           | N/A               | N/A                    |
| Motor                                 | 1.9 hp               | 1.9 hp               | 1.6 hp              | 1000W             | N/A                    |
| Motor Current (max. load)             | 220 amps             | 240 amps             | 80 amps             | 10 amps           | N/A                    |
| Remote Control                        | Handheld, 12' cable  | Handheld, 12' cable  | Handheld, 12' cable | N/A               | N/A                    |
| Weight                                | 42 lbs.              | 42 lbs.              | 18 lbs.             | 15 lbs.           | 18 lbs.                |
| Rope                                  | 1/4" x 60' steel     | 7/32" x 43' steel    | 3/16" x 35' steel   | 7/32" x 15' steel | 7/32" x 15' steel rope |
| Replacement Rope                      | N/A                  | N/A                  | N/A                 | N/A               | N/A                    |
| Fairlead                              | Hawse                | Roller               | Hawse               | N/A               | N/A                    |
| Mounting pattern                      | 4.5" x 4.25" 4-hole  | 3.05" x 2.5" 3-hole  | 3.1" 2-hole         | N/A               | N/A                    |
| Winch Mount Required                  | No                   | No                   | No                  | N/A               | N/A                    |
| Warranty                              | 1-year Limited       | 1-year Limited       | 1-year Limited      | 1-year Limited    | 1-year Limited         |

## Winch Accessories For 5,000 Lbs. to 16,000 Lbs. Winches



WAR90287

| Part No. | Description  |
|----------|--|
| WAR29312 | Receiver Shackle Bracket   |
| WAR90287 | Wireless Remote Control System For Any Winch With 5 Wires Does Not Work With Zeon Platinum |
| WAR83665 | Remote Control 12' Lead For Use With All Except Powerplant, Zeon Platinum, 9.5Ti, 16.5Ti   |
| WAR88899 | Snatch Block For Up to 8,000 Lbs. Winches With 5/16" Rope                                  |
| WAR5742  | Roller Fairlead For Winches Over 4000# Except M60005DP, M15000 And 16.5Ti                  |
| WAR92093 | Epic Premium Shackle Pin 7/8" 18,000 Capacity  |
| WAR92094 | Premium Tree Trunk Protector 1" Wide x 8' Long   |

## Advanced Wireless Control Window Mount WAR94437



Attaches to the windshield or any smooth, flat surface to hold the Warn advanced wireless winch remote securely in place. Great for Zeon Platinum winches, or the optional WAR90287 wireless remote kit.

## EPIC Accessories Epic Sidewinder and Hyperlink

Simplify vehicle recovery with Warn's new Epic Sidewinder and Hyperlink accessories. Featuring an ultra-tough forged 6061-T6 aluminum body and forged steel pins, they are compatible with winches up to 18,000 lbs., and mount to most standard recovery points and gear, including bumper D-ring tabs with least 1-3/8" clearance from face to center hole. Optional polyurethane isolators (sold separately) protect the pin shaft from damage and debris when not in use. Sold individually, available in multiple corrosion-resistant finishes.

### Epic Sidewinder Recovery Link:

This direct-connect rigging system replaces the standard hook and shackle to create a faster, easier, and more direct connection to recovery point and rigging accessories. Attaches quickly to most bumper recovery points, D-ring shackles, recovery straps, and rope extensions.



| Part No.  | Description  |
|-----------|--|
| WAR100635 | Epic Sidewinder Recovery Link – Gunmetal Finish          |
| WAR100640 | Epic Sidewinder Recovery Link – Polished Aluminum Finish |
| WAR100770 | Epic Sidewinder Recovery Link – Black Finish             |
| WAR101550 | Polyurethane Isolator for Sidewinder – Red, Sold Each    |
| WAR102050 | Polyurethane Isolator for Sidewinder – Black, Sold Each  |

### Epic Hyperlink Multipurpose Shackle:

The traditional shackle has been completely re-imagined to provide unrivaled strength, ease of use, and versatility. Dual-pin design attaches quickly to most hooks, straps, snatch blocks, rope extensions, shackle mount links, and thimbles.



| Part No.  | Description  |
|-----------|--|
| WAR100625 | Epic Hyperlink Multipurpose Shackle – Gunmetal Finish          |
| WAR100945 | Epic Hyperlink Multipurpose Shackle – Polished Aluminum Finish |
| WAR100630 | Epic Hyperlink Multipurpose Shackle – Black Finish             |
| WAR102045 | Polyurethane Isolator for Hyperlink – Red, Sold As Pair        |
| WAR102120 | Polyurethane Isolator for Hyperlink – Black, Sold As Pair      |



**EPIC Accessories Cont.**

**Epic and Premium Fairleads**

Forged 6061-T6 aluminum fairleads bring rugged style and proven durability to Warn winch setups, and feature a large radius opening to minimize rope wear. Built to last, they have a corrosion and impact-resistant finish to stay looking great for years to come.

**Epic Fairleads**

Available in both 1" and 1.5" thicknesses, they fit a wide range of bumpers and mounting systems. Styled to match other WARN Epic accessories, they are available in black, gunmetal, or polished aluminum finishes.



| Part No.  | Description                                   |
|-----------|---|
| WAR100650 | Epic 1.0" Fairlead – Gunmetal Finish          |
| WAR100655 | Epic 1.0" Fairlead – Black Finish             |
| WAR100660 | Epic 1.0" Fairlead – Polished Aluminum Finish |
| WAR100725 | Epic 1.5" Fairlead – Gunmetal Finish          |
| WAR100730 | Epic 1.5" Fairlead – Black Finish             |
| WAR100735 | Epic 1.5" Fairlead – Polished Aluminum Finish |

**Premium Fairleads**

These 1" thick fairleads provide a tough and attractive upgrade to standard fairleads. Designed to fit a wide range of bumpers and mounting systems, they are available in black or polished aluminum finishes.



| Part No.  | Description                                      |
|-----------|--|
| WAR100333 | Premium 1.0" Fairlead – Black Finish             |
| WAR100334 | Premium 1.0" Fairlead – Polished Aluminum Finish |

**Multi-Purpose Recovery Point for Jeep Wrangler  
WAR102370**



Designed specifically to fit 2018-up Jeep Wrangler JLs with the optional Rubicon winch-ready front bumper, these recovery points provide a solid mounting point for D-ring shackles (not included), and can handle up to 12,000 lbs. of pulling force. Tough enough to use as a Hi-Lift jacking point, and powder coated for corrosion resistance. Sold in pairs, some cutting required for installation.

**PullzAll Rigging Kit  
WAR685014**

Accessory Rigging kit includes a heavy-duty carry bag that can store the PullzAll and includes the addition of (2) rigging straps and (2) D-shackles.



**Medium-Duty  
Winching Accessory Kit  
WAR88900**

Designed for winch capacities to 10,000 lbs.

**Kit includes:**

- 20,000 lbs. Maximum Capacity Snatch Block With Grease Port
- 2" x 8' (5cm x 2.4m) Tree Trunk Protector, Rated To 14,400 lbs
- 2" x 30' (5cm x 9.1m) Standard Recovery Strap, Rated To 14,400 Lbs
- 3/4" (20mm) D-Shackles (2x)
- Heavyweight Denier Carry Bag
- Warn Winching Gloves



**Jeep TJ Mounting Kit**

The TJ Mounting system maintains the ruggedness Jeep owners appreciate with a heavy mounting plate that fits standard and optional factory tube bumpers. Available with an optional grille tube and tow hooks, the TJ System has what it takes to handle the toughest trails.



**Semi-Hidden Kit**

There are many advantages to using the Semi-Hidden Warn Winch Mounting System, including maintaining the factory aerodynamics, better protection against damage and theft, and optimized winch performance. The Warn mounting system uses factory frame holes and retains the stock bumper. Call for applications.



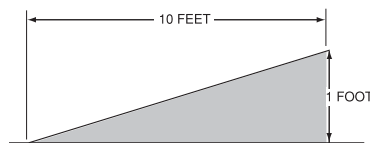
**Elite Series Front Bumpers And Front Bumpers  
With Grille Guards**

These Elite Series front bumpers fit both 2-door and 4-door 2018-19 Wrangler JL vehicles, and are available in either stubby or full-width versions. Constructed from laser-cut, CNC-formed steel with a flat black powder coated finish. Integrated winch mount is positioned for maximum air flow to the radiator. Recovery tabs accept standard D-rings and built-in jack points are positioned to allow easy access to the underside of the vehicle when jacking. The stubby version allows mounting driving lights above the bumper in addition to providing clearance for 37" tires with a 2" lift. Black powder coat finish.



| Part No.  | Description   |
|-----------|---|
| WAR101325 | 2018-19 Wrangler JL, Front Stubby Bumper, Black                       |
| WAR101330 | 2018-19 Wrangler JL, Front Stubby Bumper With Grille Guard, Black     |
| WAR101335 | 2018-19 Wrangler JL, Front Full Width Bumper, Black                   |
| WAR101337 | 2018-19 Wrangler JL, Front Full Width Bumper With Grille Guard, Black |
| WAR101445 | 2018-19 Wrangler JL, Elite Series Black Steel Under Bumper Skid Plate |

**How To Determine Rolling Load  
Capacities For Trailer Winches**



| Winch     | 50% (17°) | 70% (35°) | 100% (45°) |
|-----------|-----------|-----------|------------|
| 1000 Lbs. | 1900 Lbs. | 1500 Lbs. | 1300 Lbs.  |
| 2000 Lbs. | 3800 Lbs. | 3000 Lbs. | 2600 Lbs.  |
| 2500 Lbs. | 4750 Lbs. | 3750 Lbs. | 3250 Lbs.  |
| 3500 Lbs. | 6650 Lbs. | 5250 Lbs. | 4550 Lbs.  |

**To determine the size of winch needed for a rolling load such as used on a car trailer:**

1. Dividing the amount of rise of the ramp by the length of the ramp will provide the degree of rise. In the example, the 10 ft. ramp length is divided by the rise resulting in a 10% grade.
2. Use the chart, locate rise of ramp being used, and then read down to weight of vehicle to be loaded, or next higher number. Read winch specs to the left.
3. This guide is based on the average rolling load of a vehicle. A larger winch may be required for some vehicle configurations



## Standard Manual Hubs

Warn standard manual hubs fit most 4WD vehicles and offer manual locking and unlocking when shifting in or out of four-wheel drive. Standard manual hubs are backed by a limited lifetime warranty.



## Premium Manual Hubs

Warn's Premium Manual Hubs feature a Brass Style Control Dial known by four-wheelers throughout the world. Premium Manual Hubs are backed by Warn's limited lifetime warranty.



## Hub Application Charts



| Year                 | Vehicle                            | Spline Count | Standard Manual Set | Spindle Nut Conversion Kit | Premium Manual Set | Standard Service Kit | Premium Service Kit | Photo No. |
|----------------------|------------------------------------|--------------|---------------------|----------------------------|--------------------|----------------------|---------------------|-----------|
| <b>Chevrolet/GMC</b> |                                    |              |                     |                            |                    |                      |                     |           |
| 1960-76 (G)          | 3/4 Ton Pickup                     | 19           | —                   | —                          | WAR9072            | —                    | —                   | 2         |
| 1977-87 (G,H)        | 3/4 Ton Pickup                     | 19           | WAR9790             | WAR32720                   | WAR20990           | WAR11967             | WAR11967            | 2,4       |
| 1969-91 (G,H)        | Blazer, Jimmy, Suburban            | 19           | WAR9790             | WAR32720                   | WAR20990           | WAR11967             | WAR20825            | 2,4       |
| 1969-87 (G,H)        | 1/2 Ton Pickup                     | 19           | WAR9790             | WAR32720                   | WAR20990           | WAR11967             | WAR20825            | 2,4       |
| 1988-90 (H)          | 1 Ton Pickup, V Series Crew Cab    | 30           | WAR11690            | WAR32721                   | WAR38826           | WAR11714             | —                   | 2         |
| 1976-87 (H)          | 1 Ton Pickup                       | 30           | WAR11690            | WAR32721                   | WAR38826           | WAR11714             | —                   | 2         |
| 1989-00 (J)          | Geo Tracker                        | 26           | —                   | —                          | WAR34581           | —                    | —                   | 3         |
| <b>Dodge</b>         |                                    |              |                     |                            |                    |                      |                     |           |
| 1980-93              | 1/2, 3/4 Ton Pickup And Ramcharger | 19           | WAR9790             | —                          | WAR20990           | WAR11967             | WAR20825            | 2,4       |
| 1990-93              | 3/4 Ton Pickup                     | 30           | WAR11690            | —                          | WAR38826           | WAR11714             | —                   | 2         |
| 1990-93              | 1 Ton Pickup                       | 30           | WAR11690            | —                          | WAR38826           | WAR11714             | —                   | 2         |
| <b>Ford</b>          |                                    |              |                     |                            |                    |                      |                     |           |
| 1990-94 (D,E)        | Explorer                           | 27           | WAR29071            | WAR32720                   | —                  | —                    | —                   | 1         |
| 1966-97 (B,G,H)      | Bronco                             | 19           | WAR9790             | WAR32720                   | WAR20990           | WAR11967             | WAR20825            | 2,4       |
| 1983-89 (E,D)        | Bronco II, Ranger                  | 23           | WAR29070            | WAR27988                   | —                  | WAR39128             | —                   | —         |
| 1990-97 (E,D)        | Ranger                             | 27           | WAR29071            | WAR32720                   | —                  | —                    | —                   | 1         |
| 1959-96 (B,G,H)      | 1/2 Ton Pickup                     | 19           | WAR9790             | WAR32720                   | WAR20990           | WAR11967             | WAR20825            | 2,4       |
| 1978-97 (H)          | 1 Ton Pickup                       | 30           | WAR11690            | WAR32721                   | WAR38826           | WAR11714             | —                   | 2         |
| 1977 1/2-97 (H)      | 3/4 Ton Pickup, F-250 Light Duty   | 19           | WAR9790             | WAR32720                   | WAR20990           | WAR11967             | WAR20825            | 2,4       |
| 1978-97 (H)          | 3/4 Ton Pickup, F-250 Heavy Duty   | 30           | WAR11690            | WAR32721                   | WAR38826           | WAR11714             | —                   | 2         |
| 1999-04              | Super-Duty                         | 30           | WAR11690            | —                          | WAR38826           | WAR11714             | —                   | —         |
| 2005-16              | F250 Super-Duty (Black)            | 35           | —                   | —                          | WAR95070           | —                    | —                   | —         |
| 2005-16              | F250 Super-Duty (Chrome)           | 35           | —                   | —                          | WAR95060           | —                    | —                   | —         |
| <b>Jeep</b>          |                                    |              |                     |                            |                    |                      |                     |           |
| 1974-87 (G)          | Wagoneer, Cherokee, J-10 Pickup    | 19           | WAR9790             | —                          | WAR20990           | WAR11967             | WAR20825            | 2,4       |
| 1977-87              | J-20 Pickup                        | 19           | WAR9790             | —                          | WAR20990           | WAR11967             | WAR20825            | 2,4       |
| 1972-80 (G)          | CJ, Universal, 6 Bolt              | 27           | —                   | —                          | WAR9062            | —                    | —                   | 2,4       |
| 1981-86 (F)          | CJ, Universal Scrambler, 5 Bolt    | 27           | WAR28751            | —                          | —                  | —                    | —                   | 2,4       |
| <b>Toyota</b>        |                                    |              |                     |                            |                    |                      |                     |           |
| 1986-95 (C)          | Pickup, 4Runner, with ADD System   | 26           | —                   | —                          | WAR28761           | —                    | —                   | 3         |
| 1986-92 (C)          | Van, Previa                        | 26           | —                   | —                          | WAR28761           | —                    | —                   | 3         |
| 1993-98 (C)          | T100                               | 26           | —                   | —                          | WAR28761           | —                    | —                   | 3         |
| <b>Dana</b>          |                                    |              |                     |                            |                    |                      |                     |           |
| All                  | Dana 30 Axle                       | 27           | —                   | —                          | WAR9062            | —                    | WAR7300             | 3         |
| All                  | Dana 44 Axle                       | 19           | —                   | —                          | WAR20990           | —                    | WAR20825            | 2,4       |
| All                  | Dana 44 H.D. Axle                  | 19           | —                   | —                          | WAR9072            | —                    | —                   | 3         |
| <b>Suzuki</b>        |                                    |              |                     |                            |                    |                      |                     |           |
| 1989-01              | Sidekick                           | 26           | —                   | —                          | WAR34581           | —                    | —                   | 3         |
| 1982-01              | Samurai, Sierra                    | 26           | —                   | —                          | WAR34581           | —                    | —                   | —         |


### Footnotes

- B-** Will not fit 1987 - early 1988 model vehicles, flange mount.
- C-** When replacing factory automatic hubs with manual hubs, you must also purchase Conversion Kit WAR29918. Except for ADD (Automatic Differential Disconnect) System.
- D-** Very early 1990 vehicles with 23-tooth axle spline require 1989 model hubs.
- E-** When replacing factory automatic hubs with manual hubs, you must also purchase Conversion Kit WAR27988 for 1983-89 vehicles; Conversion Kit WAR32720 for 1990 and later vehicles.
- F-** Will not fit vehicles with factory optional chrome wheels.
- G-** Hubs are not compatible with full-time four-wheel drive unless used in conjunction with a transfer case conversion kit.
- H-** When replacing automatic 3-hole cap screw hubs with manual hubs, you must purchase conversion kit per application chart.
- J-** Not for front disconnect axle systems.




## BumpStep And BumpStep XL Hitch Mounted Step And Bumper Protection **NEW!**

The BumpStep installs directly into any conventional 2" receiver to add a convenient step up for easier access. Injection-molded from an incredibly strong proprietary resin, it can absorb impacts, adding extra bumper and vehicle protection. Holds up to 300 lbs. Choose from the standard 12" wide BumpStep or the 24" wide BumpStep XL.




| Part No.                   | Description                         |
|----------------------------|-------------------------------------|
| <a href="#">WEA81BS1</a>   | BumpStep                            |
| <a href="#">WEA81BS1XL</a> | BumpStep XL, Includes Std. Hardware |

## Indoor And Outdoor Mats



Outdoor Mats



Indoor Mats

Made in the USA with 100% recyclable resin, the Outdoor Mat has a specially designed scraper edge and scraper cones to remove mud and from footwear. Robust design lays flat and stays put. Outdoor mat features perimeter vents that allows mat to drain. Indoor mat has raised solid lip to secure fluid, dirt, and debris.

## All-Weather Floor Mats

With deep channels to trap water, road salt, mud, and sand, WeatherTech All-Weather Floor Mats provide excellent protection against the harshest weather conditions. The advanced, 100% recyclable Thermoplastic Elastomer (TPE) material stays flexible in the coldest temperatures and features a protective, non-stick finish for quick and easy clean-ups. For many vehicles, they are available in model-specific versions, while other applications can be selected from a wide range of sizes and shapes to get the best match.



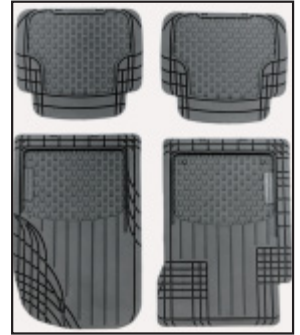
## FloorLiner

WeatherTech FloorLiners use a laser-measured design to provide complete protection to a vehicle's interior carpet by covering the carpet up the front, back, and even the sides of the vehicle's footwell. Deep surface channels carry liquid and debris away from shoes to special spill and slosh-resistant reservoirs to allow easy removal over the door sill. Made with a patented High-Density Tri-Extruded (HDTE) material, FloorLiners have a rigid core for added strength, yet maintain a grippy surface to prevent slipping.



## AVM – All Vehicle Mats

All Vehicle Mats (AVM) are the first universal-style mat designed with distinctive driver and passenger-side mats to provide better fit and coverage. A tall outer ridge and deep reservoir area helps keep liquids and dirt away from the vehicle's carpet. The AVM mat is the first universal-style Floor Mat to incorporate specifically designed driver and passenger mats. The mats also feature a tall outer ridge and reservoir to help trap fluids and debris from the vehicle's flooring. A patented MatGrip retention device and molded-in ribs help hold the mat securely in place on carpet for a safe, secure fit.



## Side Window Deflectors

WeatherTech Side Window Deflectors install into the window channel to provide fresh air while keeping an OE look. Made from durable 3mm acrylic, they install quickly and easily with no exterior tape required. Designed to fit perfectly into the window channel, these low-profile deflectors help reduce wind noise and allow interior heat to escape while keeping rain out. WeatherTech light-tinted deflectors are the only ones available with a DOT-approved glazing material. Available in light or dark tint for most vehicles.



## Sunshade

Custom-fit for most models, Sun-Shade Windshield sun shades help keep vehicles cool in summer, and help warm up interiors and avoid frost build-up in the winter. When installed correctly, they stay securely in each window opening and can be rolled up and stored using the integrated hook-and-loop strap system when not in use.



## No-Drill MudFlaps

WeatherTech MudFlaps are laser-measured for an exact fit, allowing installation in minutes without removing the wheels/tires, and most important: without drilling into the delicate painted metal of your vehicle. The proprietary thermoplastic resin is designed to withstand the harshest conditions, and each mudflap is shaped specifically for the respective application, providing excellent protection from dirt and gravel.



## Stone & Bug Deflectors

Protect your hood and windshield from stone chips and bug splatter! The sleek, low-profile design of the WeatherTech Easy-On Stone & Bug Deflector offers easy, drill-free installation on most trucks, SUVs, cars, or minivans with 3M automotive adhesive tape or with fasteners that use existing holes in the vehicle's hood. The tough aerospace-grade acrylic is almost indestructible and extremely scratch-resistant, even in harsh weather conditions.



## TechLiner – Truck Bed Liner

The WeatherTech TechLiner is custom-fit to each application and designed for easy installation with no drilling required, making it one of the most practical solutions available to protect pick-up truck beds. The TechLiner seamlessly covers the truck bed and tailgate with a “soft-touch” material to prevent scratches, dings, and scuffs while keeping cargo from sliding around, yet still allows easy loading and unloading. Made from a 100% recyclable UV-resistant thermoplastic elastomer, the TechLiner remains flexible and durable in even the most extreme temperatures, fitting the exact contours of the truck bed.



## CargoTech Cargo Containment System

Create a trunk within your trunk! The CargoTech system works with a WeatherTech Cargo Liner or the surface of a car’s trunk or SUV cargo area to help keep large or unusually shaped items from shifting or spilling. The four-piece CargoTech system uses durable plastic corners with a super grippy underside to keep grocery bags, coolers, boxes, and more from sliding around. Adjustable to a wide range of sizes and shapes and built to last.



## WaterBlade

Remove liquids from glass, tile, painted surfaces, or almost any material quickly and easily. The hand-held WaterBlade’s soft, 12” silicone blade conforms to surface contours to safely remove water from almost any surface without streaking or scratching. The ergonomic, tapered design is easy to hold and use, making it a great time-saver for home and auto.



## TechCare FloorLiner & Floor Mat Cleaner/Protector

Keep WeatherTech Liners and Floor Mats looking like new with a custom-engineered and blended cleaner and protector. Use the biodegradable foaming cleaner to quickly remove scuff marks, dirt, and stains, then follow up with the protector to add a strong, durable coating to the liner/mat that resists scuff marks, staining, and everyday wear-and-tear while drying to an anti-slip finish.



| Part No.          | Description  |
|-------------------|--|
| <b>WEA8LTC36K</b> | <b>Cleaner and Protector Kit, Contains 1x 18-oz. Cleaner &amp; 1x 18-oz. Protector</b> |
| <b>WEA8LTC37K</b> | <b>Cleaner Only 18-oz. Bottle</b>  |
| <b>WEA8LTC38K</b> | <b>Protector Only 18-oz. Bottle</b>  |

## TechCare Interior Detailer

Carefully engineered with a neutral pH, TechCare Interior Detailer is designed to easily clean dust and grime without harming your vehicle’s interior surfaces. Great for vinyl, leather, plastic, and more, its mild formula makes it safe to use on virtually all non-glass interior surfaces.



| Part No.          | Description                                     |
|-------------------|---|
| <b>WEA8LTC49K</b> | <b>TechCare Interior Detailer 18-oz. Bottle</b> |

## TechCare Interior Glass Cleaner with Anti Fog

TechCare Interior Glass Cleaner with Anti-Fog from WeatherTech features a unique formula designed to clean interior automotive glass without streaking or film build-up. In addition, it helps to prevent interior window fogging due to temperature changes, even in cold weather climates. Not recommended for use on windows with aftermarket tint.



| Part No.          | Description   |
|-------------------|---|
| <b>WEA8LTC45K</b> | <b>TechCare Glass Cleaner with Anti-Fog, 18-oz Bottle</b> |



## Signature Series Step Bars



| Year             | Model                                | Chromed           | Black             |
|------------------|--------------------------------------|-------------------|-------------------|
| <b>Chevrolet</b> |                                      |                   |                   |
| 2001-14          | Silverado 2500HD/3500HD Extended Cab | —                 | <b>WES25-1685</b> |
| 1999-13          | Silverado 1500/2500LD Extended Cab   | <b>WES25-1680</b> | <b>WES25-1685</b> |
| <b>Dodge</b>     |                                      |                   |                   |
| 2003-09          | Ram 2500/3500 Quad Cab               | <b>WES25-2310</b> | —                 |



- 3" Round Tube
- Galvanized Mild Steel (Black or Chrome)
- Recessed Step Area
- No-Drill Installation
- Mount Kit Included

**Chrome Mild Steel  
3 Years Warranty**

**Black Powdercoat Galvanized Mild Steel  
5 Years Warranty**

### Stainless Steel Platinum Series™ Step Bars



With brilliant chrome plated stainless steel tubing, Westin's Platinum Series Step Bars won't yellow or tarnish over time.

| Year             | Model   | Chromed Stainless          | Black                      |
|------------------|---|----------------------------|----------------------------|
| <b>Chevrolet</b> |   |                            |                            |
| 1999-13          | Silverado/GMC Sierra 1500/2500LD Ext. Cab, 4-Dr. <sup>9</sup> | <a href="#">WES26-1680</a> | —                          |
| 2001-14          | Silverado/GMC Sierra 2500HD/3500 Extended Cab <sup>9</sup>    | <a href="#">WES26-1680</a> | —                          |
| 2019             | Chevy Silverado Crew Cab                                      | <a href="#">WES21-4130</a> | <a href="#">WES21-4135</a> |

**Footnotes**

<sup>9</sup> - Excludes S.S. models

### Dual Step

For 3 and 4-Door Trucks and 4-Door SUV's



- 3" Diameter Stainless Steel Tube
- Durable Stainless Steel With Highly Polished Chrome Finish
- Non-Skid Recessed Step Area
- Customized Mounting Brackets Vary With Each Application

### Platinum Oval Step Bar


The Platinum Oval Step Bar available in a highly polished 304 stainless steel or black powder coat on e-Coated mild steel for maximum rust protection. The new 4.25" elliptical shaped Platinum Oval Step Bar design includes a mandrel-bent bar for a stylish look. Black powder coat steel bars have a 3-year warranty; polished stainless steel tubes are backed by Westin's exclusive lifetime warranty! No drilling required.

| Year             | Make                                       | Polished                   | Black                      |
|------------------|--|----------------------------|----------------------------|
| <b>Chevrolet</b> |  |                            |                            |
| 2001-14          | Silverado 2500HD/3500 Reg Cab              | <a href="#">WES21-1400</a> | <a href="#">WES21-1405</a> |
| 1999-13          | Silverado 1500/2500LD Extended Cab 3/4-Dr. | <a href="#">WES21-1680</a> | <a href="#">WES21-1685</a> |
| 2001-14          | Silverado 2500HD/3500 Extended Cab 3/4-Dr. | <a href="#">WES21-1680</a> | <a href="#">WES21-1685</a> |
| 2014-18          | Silverado 1500 Reg. Cab                    | <a href="#">WES21-3800</a> | —                          |
| 2014-18          | Silverado 1500 Ext. Cab                    | <a href="#">WES21-3810</a> | —                          |
| 2014-18          | Silverado 1500 Crew Cab                    | <a href="#">WES21-3820</a> | —                          |
| 2019             | Silverado 1500 Crew Cab                    | <a href="#">WES21-4130</a> | <a href="#">WES21-4135</a> |
|                  | Sierra 1500 Crew Cab                       |                            |                            |
| <b>Dodge</b>     |  |                            |                            |
| 2009-18          | Ram 1500/2500 Quad Cab                     | <a href="#">WES21-3560</a> | —                          |
| 2019             | Ram 1500 Crew Cab                          | <a href="#">WES21-4080</a> | <a href="#">WES21-4085</a> |
| 2019             | Ram 1500 Quad Cab                          | <a href="#">WES21-4090</a> | <a href="#">WES21-4095</a> |
| <b>Ford</b>      |  |                            |                            |
| 2009-13          | F150, Super Cab                            | —                          | <a href="#">WES21-3515</a> |
| <b>GMC</b>       |  |                            |                            |
| 1999-13          | Sierra 1500/2500LD Reg Cab                 | <a href="#">WES21-1400</a> | <a href="#">WES21-1405</a> |
| 2001-14          | Sierra 2500HD/3500 Reg Cab                 | <a href="#">WES21-1400</a> | <a href="#">WES21-1405</a> |
| 1999-13          | Sierra 1500/2500LD Extended Cab 3/4-Dr.    | <a href="#">WES21-1680</a> | <a href="#">WES21-1685</a> |
| 2001-14          | Sierra 2500HD/3500 Extended Cab 3/4-Dr.    | <a href="#">WES21-1680</a> | <a href="#">WES21-1685</a> |
| 2001-14          | Sierra 500HD/2500HD/3500 Crew Cab 4-Dr.    | <a href="#">WES21-1950</a> | <a href="#">WES21-1955</a> |
| 2014-18          | Sierra 1500 Crew Cab                       | <a href="#">WES21-3820</a> | —                          |



### Sure-Grip Running Boards

A combination of functionality and style. Made of extruded aluminum with the choice of clear anodized or black powdercoat finish. Featuring a 4.5" wide rubberized step pad for secure footing and molded polymer end caps. Backed by Westin's 5-year warranty. Mounting kit sold separately.



| Year             | Model                        | Clear Anodized             | Black Powdercoat           | Mount Kit                  |
|------------------|------------------------------|----------------------------|----------------------------|----------------------------|
| <b>Chevrolet</b> |                              |                            |                            |                            |
| 2014-18          | Silverado 1500 Extended Cab  | <a href="#">WES27-6130</a> | <a href="#">WES27-6135</a> | <a href="#">WES27-2145</a> |
| 2014-18          | Silverado 1500 Crew Cab      | —                          | <a href="#">WES27-6145</a> | <a href="#">WES27-2145</a> |
| 2019             | Chevrolet Silverado Crew Cab | <a href="#">WES27-6150</a> | <a href="#">WES27-6155</a> | <a href="#">WES27-2145</a> |
| <b>GMC</b>       |                              |                            |                            |                            |
| 2005-13          | Yukon, 4-Dr. (Excludes Z71)  | <a href="#">WES27-6130</a> | <a href="#">WES27-6135</a> | <a href="#">WES27-1645</a> |
| 2005-13          | Yukon XL (Excludes Z71)      | —                          | <a href="#">WES27-6145</a> | <a href="#">WES27-1645</a> |
| 2014-18          | Sierra 1500 Extended Cab     | <a href="#">WES27-6130</a> | <a href="#">WES27-6135</a> | <a href="#">WES27-2145</a> |
| 2014-18          | Sierra 1500 Crew Cab         | —                          | <a href="#">WES27-6145</a> | <a href="#">WES27-2145</a> |



Mounting kits sold separately



## 4" Oval Tube Step Bars

Extruded .085" wall stainless steel tubes offer an extra wide step surface for secure footing. 30% longer than round tube step pads, the 26" long grooved step pad channels water away for maximum slip resistance. Permanent molded end caps add a stylish, finished look. Mounting kit sold separately.

| Year             | Model   | Polished   | Mount Kit  |
|------------------|---|------------|------------|
| <b>Chevrolet</b> |   |            |            |
| 1999-13          | Silverado 1500/2500LD Regular Cab, Classic            | —          | WES22-1085 |
| 1999-00          | Silverado 1500/2500LD Ext. Cab, 3-Dr., Classic        | WES22-5020 | WES22-1085 |
| 2000-13          | Silverado 1500/2500LD Ext. Cab, 4-Dr., Classic        | WES22-5020 | WES22-1085 |
| 2001-13          | Silverado 1500HD Crew Cab, Classic                    | WES22-5040 | WES22-1075 |
| 2001-14          | Silverado 2500HD/3500 Extended Cab, Classic           | WES22-5020 | WES22-1065 |
| 2001-14          | Silverado 2500HD/3500 Crew Cab (2002-04 1500HD)       | WES22-5040 | —          |
| 2007-13          | Silverado, 1500/2500/3500, Regular Cab                | —          | WES22-1065 |
| 2007-13          | Silverado, 1500/2500/3500, Extended Cab               | WES22-5020 | WES22-1065 |
| 2007-13          | Silverado, 1500/2500/3500, Crew Cab                   | WES22-5040 | WES22-1075 |
| 2014-18          | Silverado 1500 Regular Cab                            | —          | —          |
| 2014-18          | Silverado 1500 Extended Cab                           | WES22-5020 | WES22-2015 |
| 2014-18          | Silverado 1500 Crew Cab                               | WES22-5040 | WES22-2015 |
| 2019             | Silverado 1500 Crew Cab                               | WES22-5030 | —          |
|                  | Sierra 1500 Crew Cab                                  | —          | —          |
| <b>Dodge</b>     |   |            |            |
| 2009-18          | Ram 1500, Crew Cab                                    | —          | WES22-1905 |
| 2009-18          | Ram 1500, Quad Cab                                    | WES22-5020 | WES22-1905 |
| 2002-08          | Ram 1500 Pickup, Quad Cab                             | WES22-5030 | —          |
| 2003-09          | Ram 2500/3500 Pickup, Quad Cab                        | WES22-5030 | WES22-1015 |
| 2010-19          | Ram 2500, Crew Cab                                    | WES22-5030 | WES22-1905 |
| <b>Ford</b>      |   |            |            |
| 2004-14          | F150, Super Cab, (Excludes Heritage)                  | WES22-5030 | —          |
| 1997-03          | F150/Heritage Super Cab, 3/4-Dr. (Excludes Supercrew) | WES22-5020 | —          |
| 2004-14          | F150, Super Crew                                      | WES22-5040 | WES22-1885 |
| 1999-16          | F250HD/F350/F450/F550, Super Duty Super Cab           | WES22-5020 | WES22-1035 |
| 1999-16          | F250HD/F350/F450/F550, Super Duty Crew Cab            | WES22-5040 | WES22-1035 |
| 2015-19          | F150 Super Cab  | WES22-5020 | —          |
| 2015-19          | F150 Super Crew                                       | WES22-6040 | WES22-2055 |
| 2017-19          | F250/350 Crew Cab                                     | WES22-5040 | WES22-2055 |
| 2017-19          | F250/350 Super Cab                                    | WES22-5020 | WES22-2055 |
| <b>GMC</b>       |   |            |            |
| 1999-00          | Sierra 1500/2500LD Extended Cab                       | WES22-5020 | —          |
| 2000-13          | Sierra 1500/2500LD Extended Cab, Classic              | WES22-5020 | WES22-1085 |
| 2001-14          | Sierra 2500HD/3500 Extended Cab, Classic              | WES22-5020 | WES22-1065 |
| 2001-14          | Sierra 2500HD/3500 Crew Cab, Classic                  | WES22-5040 | WES22-1075 |



## 6" Oval Tube Step Bars

6" Oval Tube Steps are solid construction straight-style steps with a 6" diameter at widest tube dimension. They offer a full 5" step area and provide an OE-style look with a polished stainless steel finish. They are cradle-mounted utilizing a vehicle-specific mounting kit (required, sold separately).

| Year             | Model                                      | Polished   | Mount Kit  |
|------------------|--|------------|------------|
| <b>Chevrolet</b> |  |            |            |
| 2000-13          | Silverado 1500/2500LD, Extended Cab, 4-Dr. | WES22-6020 | WES22-1085 |
| 2004-13          | Silverado 1500, Crew Cab                   | WES22-6040 | WES22-1075 |
| 2001-14          | Silverado 2500HD/3500, Regular Cab         | WES22-6000 | WES22-1065 |
| 2001-14          | Silverado 2500HD/3500, Extended Cab        | WES22-6020 | WES22-1065 |
| 2014-18          | Silverado 1500, Extended Cab               | WES22-6020 | WES22-2015 |
| 2014-18          | Silverado 1500, Crew Cab                   | WES22-6040 | WES22-2015 |
| <b>Dodge</b>     |  |            |            |
| 2009-18          | Ram 1500, Quad Cab                         | WES22-6020 | WES22-1905 |
| 2002-08          | Ram 1500, Quad Cab                         | —          | WES22-1015 |
| 2010-19          | Ram 2500/3500, Crew Cab                    | —          | WES22-1905 |
| 2003-09          | Ram 2500/3500, Quad Cab                    | —          | WES22-1015 |
| <b>Ford</b>      |  |            |            |
| 2004-14          | F150, Regular Cab                          | WES22-6000 | WES22-1885 |
| 2004-14          | F150, Super Cab                            | —          | WES22-1885 |
| 2015-19          | F150, Super Cab                            | WES22-6020 | WES22-2055 |
| 2015-19          | F150, Super Crew                           | WES22-6040 | WES22-2055 |
| 1997-03          | F150/250LD, Regular Cab                    | WES22-6000 | WES22-1045 |
| 1997-03          | F150/250LD, Super Cab                      | WES22-6020 | WES22-1045 |
| 1999-16          | F250/350/450/550HD, Super Duty, Reg. Cab   | WES22-6000 | WES22-1035 |
| 1999-16          | F250/350/450/550HD, Super Duty, Super Cab  | WES22-6020 | WES22-1035 |
| 1999-16          | F250/350/450/550HD, Super Duty, Crew Cab   | WES22-6040 | WES22-1035 |
| 2017-18          | F250/350 Crew Cab                          | WES22-6040 | WES22-2055 |
| 2017-18          | F250/350 Super Cab                         | WES22-6020 | WES22-2055 |
| <b>GMC</b>       |  |            |            |
| 1999-13          | Sierra 1500/2500, Regular Cab              | WES22-6000 | WES22-1085 |
| 1999-00          | Sierra 1500/2500LD, Extended Cab, 3-Dr.    | WES22-6020 | WES22-1085 |
| 2000-13          | Sierra 1500/2500LD, Extended Cab, 4-Dr.    | WES22-6020 | WES22-1085 |
| 2001-13          | Sierra 1500, Crew Cab                      | WES22-6040 | WES22-1075 |
| 2001-14          | Sierra 2500HD/3500, Regular Cab            | WES22-6000 | WES22-1065 |
| 2001-14          | Sierra 2500HD/3500, Extended Cab           | WES22-6020 | WES22-1065 |
| 2001-14          | Sierra 2500HD/3500, Crew Cab               | WES22-6040 | WES22-1075 |
| 2014-18          | See Silverado Section                      | —          | —          |



Polished Mild Steel  
Lifetime Warranty  
Black Powdercoat  
Mild Steel  
3-Year Warranty

### TECH TIP

#### Universal Lengths For 6" Oval Tubes

| Length | Polished   |
|--------|------------|
| 53"    | WES22-6000 |
| 75"    | WES22-6020 |
| 85"    | WES22-6030 |
| 91"    | WES22-6040 |

## E Series Round Bars

Westin's hot new Oval Tube Step Bar is made of mild steel or polished stainless steel and offers an extra wide step surface for secure footing. Newly designed step pad is grooved from end-to-end to channel water away for maximum slip resistance.



| Year                 | Model   | Polished   | Black      |
|----------------------|---|------------|------------|
| <b>Chevrolet/GMC</b> |   |            |            |
| 1999-13              | Silverado/GMC Sierra 1500/2500LD, Regular Cab                   | WES23-1400 | —          |
| 2001-13              | Silverado/GMC Sierra 1500/2500LD, Extended Cab                  | WES23-1680 | WES23-1685 |
| 2001-13              | Silverado/GMC Sierra 1500, (Including 2004-08 1500LD), Crew Cab | WES23-1950 | —          |
| 2001-14              | Silverado/GMC Sierra 2500/3500LD, Regular Cab                   | WES23-1400 | —          |
| 2001-14              | Silverado/GMC Sierra 2500/3500LD, Extended Cab                  | WES23-1680 | WES23-1685 |
| 2001-14              | Silverado/GMC Sierra 2500/3500LD, Crew Cab                      | WES23-1950 | —          |
| <b>Dodge</b>         |   |            |            |
| 2009-18              | Ram, Regular Cab  | WES23-3540 | —          |
| 2009-18              | Ram 1500, Quad Cab  | WES23-3550 | —          |
| 2010-16              | Ram 1500, Crew Cab  | WES23-3560 | —          |
| 2003-09              | Ram 2500/3500, Quad Cab   | WES23-2310 | —          |
| 2019                 | Ram 2500/3500, Crew Cab (Excl. 2019 Ram 1500 Classic)           | WES23-4080 | WES23-4085 |
| 2019                 | Ram 2500/3500, Quad Cab (Excl. 2019 Ram 1500 Classic)           | WES23-4090 | WES23-4095 |
| <b>Ford</b>          |   |            |            |
| 1999-17              | F250/350/450/550HD, Superduty, 4-Dr., Super Cab                 | WES23-1310 | —          |
| 1999-17              | F250/350/450/550HD Super Duty, Regular Cab                      | WES23-1320 | WES23-1325 |
| 1999-19              | F250/350/450/550HD Super Duty, Crew Cab                         | —          | —          |
| 2017-19              | F250/350 Crew Cab   | —          | WES21-3945 |
| 2017-19              | F250/350 Super Cab  | WES23-3930 | —          |



## Pro Traxx Oval Tube Step Bars

Pro Traxx step bars feature a bold, saddle pad mounted design with a 4" or 5" textured step area. Step bars include deep waterways to keep step areas dry for sure footing. Offered with polished stainless steel or black powder coated finish, step bars offer a no-drill installation and are sold complete with mounting kit.




| Year                 | Model  | Pro Traxx 4" |             | Pro Traxx 5" |             |
|----------------------|--|--------------|-------------|--------------|-------------|
|                      |  | Polished     | Black       | Polished     | Black       |
| <b>Chevrolet/GMC</b> |  |              |             |              |             |
| 2014-18              | Silverado/Sierra 1500 Double Cab                   | —            | —           | WES21-53710  | —           |
| 2014-18              | Silverado/Sierra 1500 Crew Cab                     | WES21-23720  | —           | WES21-53720  | —           |
| 2019                 | Chevy Silverado/Sierra 1500 Crew Cab               | WES21-24130  | WES21-24135 | WES21-54130  | WES21-54135 |
| 2007-14              | Silverado/Sierra 2500HD Ext. Cab                   | WES21-21680  | WES21-21685 | WES21-51680  | —           |
| 2007-14              | Silverado/Sierra 2500HD Crew Cab                   | WES21-21950  | WES21-21955 | WES21-51950  | —           |
| 2015-17              | Silverado/Sierra 2500/3500 Double Cab              | —            | WES21-23715 | —            | —           |
| 2015-17              | Silverado/Sierra 2500/3500 Crew Cab                | WES21-23720  | WES21-23725 | —            | —           |
| <b>Dodge</b>         |  |              |             |              |             |
| 2009-18              | Ram 1500/2500/3500 Crew Cab                        | WES21-23560  | WES21-23565 | WES21-53560  | —           |
| 2009-18              | Ram 1500 Quad Cab                                  | WES21-23550  | WES21-23555 | —            | —           |
| 2019                 | Ram 1500 Crew Cab<br>(Excl. 2019 Ram 1500 Classic) | WES21-24080  | WES21-24085 | WES21-54090  | WES21-54095 |
| 2019                 | Ram 1500 Quad Cab<br>(Excl. 2019 Ram 1500 Classic) | WES21-24090  | WES21-24095 | WES21-54080  | WES21-54085 |
| <b>Ford</b>          |  |              |             |              |             |
| 2015-19              | F-150 Super Cab                                    | WES21-23930  | —           | —            | —           |
| 2017-18              | F250/350 Crew Cab                                  | WES21-23940  | —           | WES21-53940  | WES21-53945 |
| 2017-18              | F250/350 Super Cab                                 | WES21-23930  | WES21-23935 | —            | WES21-53935 |
| <b>Jeep</b>          |  |              |             |              |             |
| 2018-19              | Jeep Wrangler 4-Door                               | —            | —           | WES21-54060  | WES21-54065 |



## R7 Nerf Step Bars

Wide, flat step bars with oversized OE-style step pads provide a sleek, stylish alternative to round or oval step bars. End caps and injection-molded bracket covers provide a clean, finished appearance. Available in black powder coat or stainless steel finish. Mounting kit included.

| Part No.             | Description   | Stainless   | Black       |
|----------------------|---|-------------|-------------|
| <b>Chevrolet/GMC</b> |   |             |             |
| 2019                 | Chevy Silverado Crew Cab                              | WES28-71270 | WES28-71275 |
| <b>Dodge</b>         |   |             |             |
| 2019                 | Dodge Ram 1500 Crew Cab (Excl. 2019 Ram 1500 Classic) | WES28-71220 | WES28-21225 |
| 2019                 | Dodge Ram 1500 Quad-Cab (Excl. 2019 Ram 1500 Classic) | WES28-71230 | WES28-71235 |



## Triple-Tube Rock Rail Steps for 2018-19 Jeep Wrangler JLU WES42-6025

Protect rocker panels from rocks and logs with these heavy-duty rock rails for the four-door JLU. Built with .120" wall 2" diameter steel tubing with a welded support plate, the Triple Tube Rock Rail bolts directly to the frame, up close to the body for maximum protection and ground clearance with no drilling required. A coarse-textured, 16-gauge step plate on top of the rail provides sure footing for entry and exit. Textured black powder coating resists scuffs and corrosion. Three-year limited warranty.



### HDX Drop Nerf Step Bars for 2018-19 Jeep Wrangler JL and JLU

Stylish and rugged-looking HDX Drop Nerf Step Bars provide easier access to the Jeep Wrangler JL/JLU. One-piece design with large die-stamped step areas provide maximum traction and 2" more heel/toe area than competitive step bars. Designed to bolt on without no drilling required, they fit tight against the rocker panels a solid fit using the included mounting kit. Step plates can be removed for easy cleaning, and textured black powder coat finish protects against the elements. Three-year limited warranty.



| Part No.                    | Description  |
|-----------------------------|--|
| <a href="#">WES56-14055</a> | HDX Drop Nerf Step Bars for 2-Door Jeep Wrangler JL  |
| <a href="#">WES56-14065</a> | HDX Drop Nerf Step Bars for 4-Door Jeep Wrangler JLU |

### HDX Stainless Steel Drop Nerf Step Bars for 2018-up Jeep Wrangler JL and JLU

These are almost identical to the standard HDX Drop Nerf Step Bars, except with black powder coated 410 stainless steel construction and natural stainless steel removable step plate for maximum corrosion resistance. Covered by Westin's five-year limited warranty.



| Part No.                    | Description  |
|-----------------------------|--|
| <a href="#">WES56-14052</a> | HDX Stainless Steel Drop Nerf Step Bars for 2-Door Jeep Wrangler JL  |
| <a href="#">WES56-14062</a> | HDX Stainless Steel Drop Nerf Step Bars for 4-Door Jeep Wrangler JLU |

### Cowl Mount for LED Light Bar 2018-up Jeep Wrangler JL/JLU [WES62-41075](#)

Securely mount an LED light to the cowl of the Jeep Wrangler JL/JLU with these heavy-duty mounting brackets. Made of cast aluminum with a textured black powder coating, they attach to existing mounting points with stainless steel fasteners for a hassle-free installation, and include foam gaskets to protect the vehicle finish. Three-year warranty. NOTE: Light bar not included.



### WJ2 Spare Tire Relocator 2018-up Jeep Wrangler JL/JLU [WES59-89005](#)

Easily relocate the spare tire on your Jeep Wrangler JL/JLU to accommodate spares up to 37" in diameter without sacrificing the functionality of the factory rubber isolators. Retains full use of the factory third brake light and rear-view camera without any modification of factory wiring. Made of steel with a textured black powder coating. Three-year warranty.



### A-Pillar LED Light Mount 2018-up Jeep Wrangler JL/JLU [WES62-41085](#)

Quickly attach a single-post LED light to the lower part of the A-pillar with this convenient bracket. Made of heavy 7-gauge steel with a textured black powder coating to resist corrosion, each bracket includes stainless steel fasteners and foam gaskets, and secures to pre-existing bolt locations for a drill-free installation. Three-year warranty. Sold individually.



### HDX LED Grille for 2018-up Jeep Wrangler JL [WES34-1115](#)



The HDX LED grille not only provides an aggressive look with added protection from branches and rocks, it also puts 10,800 lumens of LED lighting readily at hand! An 11-gauge steel frame with laser-cut Westin logo and tough steel mesh is form-fitted for the new JL/JLU, while the adjustable, integrated LED light bar lights up the trail. One-piece construction installs easily with included hardware and wiring harness, with no drilling required. Protected by a textured black powder coat finish and backed by a 5-year limited warranty.



### Dry Coat Rust Preventative [WSHWH003172](#)

Water-based rust preventative is a significant advancement in corrosion protection technology, replacing solvent and oil-based corrosion inhibitors. After application, clear protective coating is dry to the touch and does not attract dirt or dust on metal parts. Product is non-hazardous and washes off using mild detergents. Sold in 16-oz. bottles.



### Metal Rescue Rust Remover Bath

Metal Rescue is a non-hazardous, easy, safe, clean, and effective way to remove without any of the risks involving health or environmental concerns. Simply immerse rusty parts in the liquid from 5 minutes to 24 hours based on the amount of rust. Product removes rust from the part and becomes suspended in the solution. Once rust is removed, simply rinse part off and dry, and the part is ready for use.

| Part No.                    | Description |
|-----------------------------|-------------|
| <a href="#">WSHWH290487</a> | 1 Gallon    |
| <a href="#">WSHWH570295</a> | 5 Gallon    |





## NEW VENDOR

### Mist-N-Shine™ Detailer

Quick and easy to use, non-streaking exterior detailer that doesn't leave a dust or film residue. Works well on any surface, even in direct sunlight. Contains no wax, silicone, or petroleum products. Sold each.

| Part No. | Description         |
|----------|---------------------|
| WIZ01214 | 22-oz. Spray Bottle |
| WIZ01217 | One-Gallon Bottle   |



### Mystic Spray Wax™ WIZ01235

Easy to apply and remove, this premium wax is formulated not to leave any white residue or abrasive scratch marks. Will remove dust, bugs, and fingerprints. Can be applied on chrome, plastics, and fiberglass. 22-oz. spray bottle. Sold each.



### Metal Polish WIZ11011

The magic is in the cloth! With superior cutting action, Wizards metal polish infused cloth will remove tarnish, corrosion, brake dust, oxidation, and tar from aluminum, chrome, stainless, copper, bronze and magnesium. Will not cake up or scratch metal finishes. 3-oz. container. Sold each.



### Metal Renew™ WIZ11020

This easy-to-use, fast-cutting liquid metal polish will restore, shine, and protect most metal surfaces. Melts away rust, tarnish, and oxidation, leaving a high-gloss protective finish. Can be used by hand or with power wheel. 8-oz. bottle. Sold each.



### Shine Master™ WIZ11033

Developed to remove swirl marks, fine line scratches, and light oxidation. Can be used as a cleaner, polish, and breathable sealant to create a show quality gloss with long term durability. Dries quickly, buffs off easily, and leaves no greasy film or powder residue. For use by hand or machine. 16-oz. bottle. Sold each



### Mystic Cut™ Smart Abrasive Technology™ Compound

A fast-cutting compound formulated with exclusive Smart Abrasive Technology™ for use on scratch-resistant, hard-to-buff medium and high-solid clears and all types of paint finishes. Contains no wax, silicone, or crystalline silica. Excellent for removing swirls, fading, and water spots. Use with high-speed rotary, dual-action orbital polisher or by hand. Sold each.

| Part No. | Description   |
|----------|---------------|
| WIZ11038 | 8-oz. Bottle  |
| WIZ11048 | 32-oz. Bottle |



### Tire And Vinyl Shine™ WIZ11055

This multi-purpose dressing and protectant for vinyl, leather, rubber, and plastic surfaces leaves no greasy residue and dries fast to a glossy finish. 22-oz. spray bottle. Sold each.



### All Wheel And Tire Cleaner™ WIZ11061

An eco-friendly foam cleaner that is safe on most OE and custom wheels. Easily dissolves and removes brake dust, dirt, and road grime. Excellent for cleaning blackwall, whitewall, and raised white letter tires. 22-oz. spray bottle. Sold each.



### Water Bandit™ WIZ11066

All-purpose synthetic chamois that absorbs water 3 times faster than an ordinary leather chamois. Machine washable. Includes storage case. 27" x 17". Sold each.



### Bug Release™ WIZ11081

Formulated to quickly soften bug residue on all painted surfaces without damaging chrome, plastic, or painted surfaces. 22-oz spray bottle. Sold each.



### The Wizard 21™ Big Throw Polisher

Dual-action orbital polisher with 21mm stroke. Manufactured with no-delay trigger and constant speed control. Operating range of 2000-4200 RPM with 1-6 speed dial.



| Part No.    | Description   |
|-------------|---|
| WIZDAP0121  | Includes 6" Backing Plate And Tote Bag, Weighs 6 Lbs.   |
| WIZDAPKIT01 | Includes Mystic Nano Wax™ 8-oz., Mystic Cut™ 8-oz., 6" Orange Microfiber Cutting Pad, 6" Gray Foam Finishing Pad And Pad Conditioning Brush |



## 12V AGM Batteries

Non-spillable AGM, or "Absorbed Glass Mat", batteries use an electrolyte suspended in an absorbent fiberglass material instead of flooding the battery with water. M6 terminal hardware included. Side-post (XSP551) or top-post (XSP580) terminal adapters sold separately.



| Year             | Model   | Engine   | Part No. | Accessory                           |
|------------------|---|--|----------|-------------------------------------|
| <b>Cadillac</b>  |   |  |          |                                     |
| 1999-2006        | Escalade  | 5.3, 5.7, 6.0  | XSPD3400 | 551 for side post, 580 for top post |
| <b>Chevrolet</b> |   |  |          |                                     |
| 2002-2006        | Avalanche 1500, 2500  | 5.3, 8.1   | XSPD3400 | 551 for side post, 580 for top post |
| 2007-2013        | Avalanche   | 5.3, 6.0   | XSPD4800 | 580                                 |
| 1999-2007        | Silverado 1500, 1500HD, 2500, 2500HD, 3500, 3500HD                  | 4.8, 4.8, 5.3, 6.0, 6.6, 8.1                               | XSPD3400 | 551 for side post, 580 for top post |
| 2007-2015        | Silverado 1500, 1500HD, 2500HD, 3500, 3500HD                        | 4.3, 4.8, 5.3, 6.0, 6.2                                    | XSPD4800 | 551 for side post, 580 for top post |
| 1995-1999        | Suburban C1500, C2500, K1500, K2500                                 | 5.7, 6.5, 7.4  | XSPD3400 | 551 for side post, 580 for top post |
| 2000-2006        | Suburban 1500, 2500   | 5.3, 6.0, 8.1  | XSPD3400 | 551 for side post, 580 for top post |
| 2007-2014        | Suburban 1500, 2500   | 5.3, 6.0   | XSPD4800 | 580                                 |
| 1995-2006        | Tahoe   | 4.8, 5.3, 5.7, 6.5   | XSPD3400 | 551 for side post, 580 for top post |
| 2007-2015        | Tahoe   | 4.8, 5.3, 6.0, 6.2   | XSPD4800 | 580                                 |
| 1995-2005        | Blazer  | 4.3  | XSPD925  | 527 bracket                         |
| 2002-2009        | Trailblazer   | 4.2, 5.3, 6.0  | XSPD3400 | 551 for side post, 580 for top post |
| 1995-1999        | C1500   | 4.3, 5.0, 5.7, 6.5   | XSPD3400 | 551 for side post, 580 for top post |
| 1995-2000        | C2500   | 4.3, 5.0, 5.7, 6.5   | XSPD3400 | 551 for side post, 580 for top post |
| 1995-2002        | C3500   | 5.7, 6.5, 7.4, 8.1   | XSPD3400 | 551 for side post, 580 for top post |
| 1995-2000        | K1500, K2500, K3500   | 4.3, 5.0, 5.7, 6.5, 7.4                                    | XSPD3400 | 551 for side post, 580 for top post |
| <b>Dodge</b>     |   |  |          |                                     |
| 1995-1998        | B1500, B2500, B3500   | 3.9, 5.2, 5.9  | XSPD2700 | 580                                 |
| 1995-2005        | Dakota  | 2.5, 3.7, 3.9, 4.7, 5.2, 5.9                               | XSPD2700 | 580                                 |
| 2006-2011        | Dakota  | 3.7, 4.7   | XSPD6500 | 580                                 |
| 1998-2003        | Durango   | 3.9, 4.7, 5.2, 5.9   | XSPD2700 | 580                                 |
| 2004-2009        | Durango   | 3.7, 4.7, 5.7  | XSPD6500 | 580                                 |
| 2011-2013        | Durango   | 3.6, 5.7   | XSPD4800 | 580                                 |
| 2014-2015        | Durango   | 3.6  | XSPD4800 | 580                                 |
| 2014-2015        | Durango   | 5.7  | XSPD4900 | 580                                 |
| 1995-2003        | Ram 1500, 2500, 3500  | 3.7, 3.9, 4.7, 5.2, 5.7, 5.9                               | XSPD2700 | 580                                 |
| 2002-2009        | Ram 1500, 2500, 3500, 4500, 5500                                    | 3.7, 4.7, 5.7, 5.9, 6.7, 8.0, 8.3                          | XSPD2700 | 580                                 |
| 2008-2010        | Ram 1500, 2500, 3500, 4500, 5500                                    | 3.7, 4.7, 5.7, 5.9, 6.7                                    | XSPD4800 | 551 for side post, 580 for top post |
| 2011-2015        | 1500  | 3.0  | XSPD4900 | 580                                 |
| 2011-2015        | 1500, 2500, 3500, 4500, 5500  | 3.6, 3.7, 4.7, 5.7, 6.4, 6.7                               | XSPD4800 | 551 for side post, 580 for top post |
| <b>Ford</b>      |   |  |          |                                     |
| 1995-1996        | Bronco  | 5.0, 5.8   | XSPD6500 | 580                                 |
| 2000-2005        | Excursion   | 5.4, 6.0, 6.8, 7.3   | XSPD6500 | 580                                 |
| 1997-2015        | Expedition  | 3.5, 4.6, 5.4  | XSPD6500 | 580                                 |
| 1995-2012        | Explorer, Sport Trac  | 2.0, 3.5, 4.0, 4.6, 5.0                                    | XSPD6500 | 580                                 |
| 1995-2011        | Ranger  | 2.3, 2.5, 3.0, 4.0   | XSPD3400 | 580                                 |
| 1995-1997        | Ranger (Optional)   | 2.3, 3.0, 4.0  | XSPD6500 | 580                                 |
| 1995-2015        | F-250, F-250 Super Duty, F-350, F-350 Super Duty, F-450 Super Duty, | 4.6, 4.9, 5.0, 5.4, 5.8, 6.0, 6.2, 6.4, 6.7, 6.8, 7.3, 7.5 | XSPD6500 | 580                                 |
| 1995-1996        | F-150   | 4.9  | XSPD6500 | 580                                 |
| 1998-2014        | F-150, F-150 Heritage   | 4.2, 4.6, 5.0, 5.4, 5.8, 6.2, 7.3, 7.5                     | XSPD3400 | 580                                 |
| 1998-2014        | F-150, F-150 Heritage (Optional)                                    | 4.2, 4.6, 5.0, 5.4, 5.8, 6.2, 7.3, 7.5                     | XSPD6500 | 580                                 |
| 2011-2014        | F-150   | 3.5, 3.7   | XSPD6500 | 580                                 |
| 2015             | F-150, F-150 King Lariat  | 2.7, 3.5, 5.0  | XSPD4800 | 551 for side post, 580 for top post |
| <b>GMC</b>       |   |  |          |                                     |
| 1999-2007        | Sierra 1500, 2500HD, 3500, 3500HD, Denali                           | 4.3, 4.8, 5.3, 6.0, 6.2, 6.6, 8.1                          | XSPD3400 | 551 for side post, 580 for top post |
| 2007-2014        | Sierra 1500, 2500HD, 3500, 3500HD                                   | 4.3, 4.8, 5.3, 6.0, 6.2, 6.6, 8.1                          | XSPD4800 | 580                                 |
| 2014-2015        | Sierra 2500HD (Optional)  | 6.0  | XSPD4800 | 551 for side post, 580 for top post |
| 1995-1999        | C1500   | 4.3, 5.0, 5.7, 6.5   | XSPD3400 | 551 for side post, 580 for top post |
| 1995-2000        | C2500   | 4.3, 5.0, 5.7, 6.5   | XSPD3400 | 551 for side post, 580 for top post |
| 1995-2002        | C3500   | 5.7, 6.5, 7.4, 8.1   | XSPD3400 | 551 for side post, 580 for top post |
| 1995-2001        | Jimmy   | 4.3  | XSPD925  | 527                                 |
| 1995-2004        | Sonoma  | 2.2, 4.3   | XSPD925  | 527                                 |
| 1995-1999        | Suburban C1500, C2500, K1500, K2500                                 | 5.7, 6.5, 7.4  | XSPD3400 | 551 for side post, 580 for top post |
| 2000-2006        | Suburban 1500, 2500, Yukon XL                                       | 5.3, 6.0, 8.1  | XSPD3400 | 551 for side post, 580 for top post |
| 2007-2014        | Suburban 1500, 2500, Yukon XL                                       | 5.3, 6.0   | XSPD4800 | 580                                 |
| 1995-2006        | Yukon, Yukon Denali   | 4.8, 5.3, 5.7, 6.5   | XSPD3400 | 551 for side post, 580 for top post |
| 2007-2015        | Yukon   | 4.8, 5.3, 6.0, 6.2   | XSPD4800 | 580                                 |
| 1995-2000        | K1500, K2500, K3500   | 4.3, 5.0, 5.7, 6.5, 7.4                                    | XSPD3400 | 551 for side post, 580 for top post |
| <b>Jeep</b>      |   |  |          |                                     |
| 1995-2001        | Cherokee  | 2.5, 4.0   | XSPD3400 | 580                                 |
| 1995-1998        | Grand Cherokee  | 4.0, 5.2, 5.9  | XSPD3400 | 580                                 |
| 1999-2004        | Grand Cherokee  | 4.0, 4.7   | XSPD6500 | 580                                 |
| 2005-2012        | Grand Cherokee  | 3.0, 3.6, 3.7, 4.7, 5.7, 6.1, 6.4                          | XSPD4800 | 551 for side post, 580 for top post |
| 2008-2009        | Grand Cherokee (Optional)   | 3.0, 3.7, 4.7, 5.7, 6.1                                    | XSPD4900 | 580                                 |
| 1995-2012        | Wrangler  | 2.4, 2.5, 3.6, 3.8, 4.0                                    | XSPD3400 | 580                                 |

## 12/16-Volt Battery Charger XSP1005

Compatible with 12 and 16-volt batteries, new charger has three charging levels: 2, 15, and 25 amps. Battery is compatible with all lead acid battery types (AGM/gel, deep cycle, and maintenance-free) and has LED indicators, amp gauge, and 6' heavy-duty cables with clamps.





## Hardcore Locking Hub Kits

Heavy-duty, steel lockout hubs use chrome moly internals for ultimate durability. A 1/3 turn engages the hubs, which will not disengage under high-torque applications. A hardcore proprietary coating on the locking gears decreases friction and wear. Low-profile design minimizes impact with obstacles. Hubs have a five-year warranty against manufacturer defects.



| Part No.                    | Description  |
|-----------------------------|--|
| <a href="#">YKNYHC70001</a> | Dana 60, 35-Spline, '79-91 GM, '78-97 Ford, '79-93 Dodge |

## Dura Grip Differential

Yukon Dura Grip positive traction units firmly and smoothly provide traction to both wheels. Nodular iron cases house forged 4320 steel internal gears, four aggressive springs and Raybestos composite clutches for long life. All units are rebuildable and offer upgrades or repair. 1-year warranty against manufacturer defects.



| Part No.                           | Description                   |
|------------------------------------|-------------------------------|
| <a href="#">YKNYDGF8.8-31-1</a>    | Ford 8.8, 31-Spline           |
| <a href="#">YKNYDGF9-31-AG</a>     | Ford 9", 31-Spline            |
| <a href="#">YKNYDGGM12P-3-30-1</a> | GM 12 Bolt Car, 31-Spline     |
| <a href="#">YKNYDGGM8.5-3-30-1</a> | GM 10 Bolt 8.5/8.6, 30-Spline |
| <a href="#">YKNYDGGM8.5-3-28-1</a> | GM 10 Bolt 8.5/8.6, 28-Spline |

## Spin Free Locking Hub Conversion Kits

This worry-free kit is not only less expensive than factory unit bearings, but offers improved fuel economy. The set-up includes replacement Timken tapered bearings and races as well as Hardcore premium locking hubs, spindles, 4340 chrome moly outer axles, and seals.



| Part No.                   | Description                       |
|----------------------------|-----------------------------------|
| <a href="#">YKNYAWU-04</a> | 2000-08 Dodge 1-Ton, SRW, Dana 60 |

**Notes:** SRW-Single Rear Wheels DRW-Dual Rear Wheels

## Grizzly Locker

The Yukon Grizzly Locker is the ultimate in locking differentials for street, off-road, and drag racing. Provides 100% power to both axles, while allowing disengagement in turns. The mechanical locking differential features a forged steel case and 8620 steel internals for maximum strength. Backed by the best warranty in the business, Yukon covers the replacement unit and any collaterally damaged parts and associated labor, up to \$2,000.00.



| Part No.                        | Description                        |
|---------------------------------|------------------------------------|
| <a href="#">YKNYGLD60-4-35</a>  | Dana 60, 35-Spline, 4.56 And Up    |
| <a href="#">YKNYGLD60-3-35</a>  | Dana 60, 35-Spline, 4.10 And Lower |
| <a href="#">YKNYGLD44-4-30</a>  | Dana 44, 30-Spline, 3.92 And Up    |
| <a href="#">YKNYGLGM14T-30</a>  | GM 14-Bolt Truck 10.5", 30-Spline  |
| <a href="#">YKNYGLF10.25-35</a> | Ford 10.25", 31-Spline             |
| <a href="#">YKNYGLGM11.5-30</a> | 11.5" 30-Spline, GM And Dodge      |

## Spider Gear Kits

Yukon Gear & Axle spider gear kits offer better performance for your differential. Utilizing high-quality materials and better than OE design, the kits are available in a variety of carrier styles and are compatible with dozens of axle models, front and rear.



| Part No.                        | Description   |
|---------------------------------|---|
| <a href="#">YKNYPKF8.8-P-28</a> | Dura Grip & Eaton Posi Spider Gear Kit, Ford 8.8" 28 Spline |
| <a href="#">YKNYPKF8.8-S-28</a> | Standard Spider Gear Kit, Ford 8.8" 28 Spline               |

## Ring And Pinions

Yukon manufactures a full line of high-quality replacement ratios to accommodate most SUVs and light trucks. Yukon duplicates and often exceeds the OEM specifications. These gears are engineered to last longer, and run cooler and quieter than other aftermarket gears. When properly set up, Yukon gears are extremely quiet.



### Dana 30 TJ

'00 up XJ, mid '96-'98 ZJ, TJ Wrangler. R/G: 7.20"/18mm. Cover Bolts: 10

| Part No.                        | Description              | Ratio |
|---------------------------------|--------------------------|-------|
| <a href="#">YKNYGD30S-456TJ</a> | Ring and Pinion Gear Set | 4.56  |

### Dana 80

Dodge, General Motors, Ford. R/G Diameter: 11.25". Cover Bolts: 10

| Part No.                     | Description              | Ratio |
|------------------------------|--------------------------|-------|
| <a href="#">YKNYGD80-411</a> | Ring and Pinion Gear Set | 4.11  |

### Ford 8.8"

Ford Trucks. R/G Diameter: 8.8". Cover Bolts: 10.

| Part No.                    | Description                      | Ratio |
|-----------------------------|----------------------------------|-------|
| <a href="#">YKNYKF8.8-A</a> | Master Overhaul Kit, 09'and Down | —     |

### Ford 9"

Ford Trucks. R/G Diameter: 9". Cover Bolts: Dropout.

| Part No.                  | Description                                  | Ratio |
|---------------------------|--|-------|
| <a href="#">YKNYKF9-A</a> | Master Overhaul Kit, w/LM102910 And LM102949 | —     |

### GM 8.5"

1978-1999 1/2 ton truck. R/G Diameter: 8.5". Cover Bolts: 10.

| Part No.                       | Description         | Ratio |
|--------------------------------|---------------------|-------|
| <a href="#">YKNYGGM8.5-342</a> | Ring and Pinion Set | 3.42  |
| <a href="#">YKNYGGM8.5-373</a> | Ring and Pinion Set | 3.73  |
| <a href="#">YKNYGGM8.5-411</a> | Ring and Pinion Set | 4.11  |

### GM Truck 12 Bolt

1963 - 1982, 1/2 ton R/G Diameter: 8.875". R/G Bolts: 12 3/8" x 24" RH Cover Bolts: 12. Carrier breaks: 2.73/2.76-3.42/3.73. Pinion Shaft Dia. / Spline 1.438" / 30

| Part No.                       | Description              | Ratio |
|--------------------------------|--------------------------|-------|
| <a href="#">YKNYGGM12T-373</a> | Ring and Pinion Gear Set | 3.73  |

### Spicer® 44 Standard Rotation

R/G Diameter: 8.5" 2.16mm R/G Bolts: (10) 3/8" or 7/16" x 24 RH Cover Bolts: 10. Carrier Breaks 3.73/3.92. Pinion Shaft Dia. / Spline: 1.375" / 26

| Part No.                     | Description              | Ratio |
|------------------------------|--------------------------|-------|
| <a href="#">YKNYGD44-373</a> | Ring and Pinion Gear Set | 3.73  |

## High Performance Ring And Pinion Sets For Jeep **NEW!**

Yukon ring and pinion gear sets are engineered to run cooler and quieter than other aftermarket gears, while providing a long, durable life. Gear sets feature a smooth finish and offer an easy set-up.



| Part No.                        | Description                      |
|---------------------------------|----------------------------------|
| <b>Jeep Wrangler JL</b>         |                                  |
| <a href="#">YKNYGD30JL-411R</a> | Dana 30 Front, 186mm, 4.11 Ratio |
| <a href="#">YKNYGD30JL-456R</a> | Dana 30 Front, 186mm, 4.56 Ratio |
| <a href="#">YKNYGD30JL-488R</a> | Dana 30 Front, 186mm, 4.88 Ratio |
| <b>Jeep JL Rubicon/Sahara</b>   |                                  |
| <a href="#">YKNYGD44JL-411</a>  | Dana 44 Rear, 220mm, 4.11 Ratio  |
| <a href="#">YKNYGD44JL-456</a>  | Dana 44 Rear, 220mm, 4.56 Ratio  |
| <a href="#">YKNYGD44JL-488</a>  | Dana 44 Rear, 220mm, 4.88 Ratio  |
| <a href="#">YKNYGD44JL-513</a>  | Dana 44 Rear, 220mm, 5.13 Ratio  |
| <a href="#">YKNYGD44JL-538</a>  | Dana 44 Rear, 220mm, 5.38 Ratio  |

# INDEX

## A

|  |   |
|--|---|
| Air Cleaner Assemblies and Air Intake Kits .....     | 4, 6, 7, 12, 46, 83, 108, 109, 188, 198 |
| Air Filter Cleaners and Oil .....                    | 4, 7, 12, 107, 198                      |
| Air Filter Elements .....                            | 4, 110                                  |
| Air Intake Inlet Tubes, Elbows, and Components ..... | 7, 27                                   |
| Air Suspension Compressors and Kits .....            | 0, 11                                   |
| Alternators/Generators and Components .....          | 132, 133, 157, 197                      |
| AN-NPT Fittings and Components .....                 | 57                                      |
| Antennas and Components .....                        | 181                                     |
| Antifreeze/Coolant .....                             | 125                                     |
| Antifreeze/Coolant Additives .....                   | 53, 65, 115, 140, 167, 175              |
| Automatic Transmission Control Modules .....         | 121, 150                                |
| Automatic Transmission Dipsticks .....               | 112                                     |
| Automatic Transmission Filters .....                 | 152                                     |
| Automatic Transmission Pans .....                    | 57                                      |
| Automatic Transmission Shift Kits .....              | 25                                      |
| Axle Shafts .....                                    | 191                                     |
| Axle/Hub Seals .....                                 | 145, 185                                |

## B

|   |                               |
|---|-------------------------------|
| Ball Joints .....                         | 158                           |
| Batteries .....                           | 36, 142, 143, 144, 149, 212   |
| Battery Boxes, Trays and Components ..... | 39, 142                       |
| Battery Charger Components .....          | 34, 35, 36, 49, 141, 142      |
| Battery Chargers .....                    | 34, 35, 36, 49, 142, 143, 212 |
| Battery Terminals and Components .....    | 141                           |
| Bed Extenders .....                       | 14, 15                        |
| Bedliner Coatings and Kits .....          | 67, 155                       |
| Body Armor .....                          | 41, 43, 179                   |
| Body Fastener Kits .....                  | 39, 183                       |
| Body Lift Kits and Component .....        | 151                           |
| Body Mounts .....                         | 60                            |
| Books, How To .....                       | 101, 183                      |
| Boost Controllers .....                   | 5, 27, 81                     |
| Brake Caliper Covers .....                | 123                           |
| Brake Caliper Upgrade Kits .....          | 188                           |
| Brake Fluid .....                         | 16, 50, 53, 114, 125, 140     |
| Brake Hard Line .....                     | 146                           |
| Brake Kits .....                          | 26, 188                       |
| Brake Pads .....                          | 26, 90                        |
| Brake Rotors .....                        | 26, 90, 188                   |
| Bug Guards .....                          | 23, 24, 115, 117, 178, 205    |
| Bump Stops .....                          | 11, 192                       |
| Bumpers .....                             | 178, 203                      |
| Bushings, Polyurethane .....              | 75, 160, 161                  |

## C

|   |  |
|---|--|
| Cap and Plug Fittings .....               | 146  |
| Car Dusters .....                         | 46   |
| Car Wash Soaps .....                      | 111, 138   |
| Cargo Liners .....                        | 98   |
| Cargo Retriever .....                     | 196  |
| Catalytic Converters and Components ..... | 9, 81, 120   |
| Cleaners, Multipurpose .....              | 50, 53, 65, 67, 74, 76, 111, 125, 138, 199, 206, 211 |
| Clutches .....                            | 46   |
| Coil Spring Bushings .....                | 60   |
| Coil Spring Spacers .....                 | 60, 151  |
| Coil Springs .....                        | 9, 71  |
| Coil-Over Shock Kits .....                | 9  |
| Computer Modules .....                    | 27, 62, 72, 99, 100, 101, 103                        |
| Computer Programmers .....                | 45, 61, 62, 72, 73, 100, 102, 184, 189, 190          |
| Console/Armrest Cover .....               | 179  |
| Cooling Fans - Electric .....             | 56, 77   |
| Covers, Truck & SUV .....                 | 52, 53   |

## D

|                                       |          |
|---------------------------------------|----------|
| Dash Accessory Brackets .....         | 180, 181 |
| Dash Knobs .....                      | 145, 146 |
| Dash Pad Fasteners .....              | 146      |
| Dashes .....                          | 60, 145  |
| Data Acquisition and Components ..... | 72       |

## D- (Cont.)

|   |                      |
|---|----------------------|
| Data Cables .....                                 | 45, 72               |
| Degreasers .....                                  | 50, 74               |
| Dielectric Grease .....                           | 141                  |
| Diesel Engine Exhaust Brakes and Components ..... | 28, 29               |
| Differential Carrier Components .....             | 139, 165             |
| Differential Cover Gaskets .....                  | 165                  |
| Differential Covers .....                         | 8                    |
| Differential Shims .....                          | 165                  |
| Differentials and Differential Carriers .....     | 18, 63, 71, 155, 213 |
| Door Handles .....                                | 146                  |
| Door Handles/Pulls - Interior .....               | 146                  |
| Door Hinges .....                                 | 131, 176             |
| Door Latch Assemblies .....                       | 37                   |
| Door Limiting Straps .....                        | 146, 176             |
| Door Springs .....                                | 179                  |
| Door Window Frames and Components .....           | 176                  |
| Door/Door Jam Trim .....                          | 176                  |
| Doors .....                                       | 178                  |
| Drag and Center Links and Components .....        | 181                  |

## E

|   |  |
|---|--|
| EGR Delete Plate .....                        | 28   |
| Electric Fan Mounting Brackets .....          | 57, 78   |
| Electrical Switch Panels and Components ..... | 60, 151, 181   |
| Electrical Switches and Components .....      | 13, 28, 62, 181  |
| Electrical Wire .....                         | 150  |
| Emblems .....                                 | 144  |
| Engine Oil Dipsticks .....                    | 112  |
| Engine Wiring Harnesses .....                 | 150  |
| Exhaust Clamps .....                          | 68   |
| Exhaust H and X-Pipes .....                   | 120  |
| Exhaust Header/Manifold Gaskets .....         | 28, 91, 92   |
| Exhaust Intermediate Pipes .....              | 8, 9, 40, 67   |
| Exhaust Manifold/Header Fastener Kits .....   | 160  |
| Exhaust Manifolds and Components .....        | 28   |
| Exhaust Pipe Adapters and Reducers .....      | 181  |
| Exhaust Sensor Bungs Plugs and Adapters ..... | 5, 68  |
| Exhaust Systems .....                         | 8, 9, 40, 51, 69, 82, 84, 85, 86, 104, 111, 118, 119, 126, 127, 162, 190 |
| Exhaust Tailpipes .....                       | 161  |
| Exhaust Tips .....                            | 69, 81, 84, 119, 128, 161  |
| Exhaust Y-Pipes .....                         | 111, 120   |
| Exterior Mirror Brackets .....                | 176  |
| Exterior Trim .....                           | 146, 149, 179, 180   |

## F

|  |  |
|--|--|
| Fans and Air Blowers .....                                 | 78   |
| Fender Flares and Components .....                         | 42, 98, 99, 117, 144, 146, 149, 179          |
| Fire Extinguisher Bottle Brackets .....                    | 96, 180                                      |
| Fire Extinguishers .....                                   | 96   |
| Flashlights .....  | 169, 172, 177                                |
| Flexplates and Components .....                            | 28   |
| Floor Liners .....   | 98, 116, 205                                 |
| Floor Mats .....   | 179, 205                                     |
| Fluid Cooler Mounting Kits .....                           | 152  |
| Fluid Coolers - Engine, Power Steering, Transmission ..... | 25, 56, 57, 58, 77, 78, 152                  |
| Flywheels, Steel .....                                     | 46   |
| Friction Modifiers .....                                   | 50, 167, 194                                 |
| Fuel and Utility Jug Caps .....                            | 184  |
| Fuel and Utility Jugs .....                                | 184  |
| Fuel Cell/Tank Bracket .....                               | 146  |
| Fuel Cell/Tank Sending Units .....                         | 144  |
| Fuel Doors .....   | 177  |
| Fuel Filters and Components .....                          | 27, 76, 152, 153                             |
| Fuel Injector Cleaner .....                                | 175  |
| Fuel Pump Components and Rebuild Kits .....                | 29   |
| Fuel Pumps .....   | 5, 27  |
| Fuel System Additives .....                                | 50, 53, 65, 74, 113, 115, 125, 175, 187, 194 |
| Fuel Systems .....   | 9  |

## F - (Cont.)

|                     |          |
|---------------------|----------|
| Funnel Filters..... | 184      |
| Funnels.....        | 160, 184 |

## G

|                                   |   |
|-----------------------------------|---|
| Gap Guards.....                   | 151   |
| Gauge Mounting Brackets.....      | 190   |
| Gauge Mounting Pods.....          | 20, 21, 72                                  |
| Gauges, Analog.....               | 19, 21, 144                                 |
| Gauges, Analog Kits.....          | 20, 144, 145                                |
| Gauges, Digital.....              | 4, 5, 19                                    |
| Gauges, Digital Kits.....         | 73  |
| Gear Bags.....                    | 35, 37, 53, 177                             |
| Gear Marking Compound.....        | 170   |
| Gear Oil.....                     | 8, 16, 65, 73, 114, 124, 136, 140, 167, 175 |
| Grab Bars and Handles.....        | 48, 180                                     |
| Grease.....                       | 16, 50, 53, 74, 125, 136, 167               |
| Grille Inserts.....               | 61, 177                                     |
| Grilles.....                      | 148, 210                                    |
| Grinders, Polishers, Sanders..... | 211   |
| Grommets.....                     | 185   |

## H

|  |                                    |
|--|------------------------------------|
| Hand Cleaner.....                          | 153                                |
| Harmonic Balancers and Components.....     | 17, 78                             |
| Header Ball Flange Kits.....               | 161                                |
| Headers.....                               | 67, 87, 91, 92, 103, 104, 111, 190 |
| Headlight Bezels Kits.....                 | 176                                |
| Headlight Bulbs, Capsules.....             | 154                                |
| Headlight/Tail Light Wiring Harnesses..... | 171                                |
| Heat Shields.....                          | 58, 192                            |
| Heaters and Accessories.....               | 78                                 |
| Helper Springs and Components.....         | 92, 93, 94                         |
| Hitch Accessories.....                     | 48, 112, 168                       |
| Hitch Brackets and Install Kits.....       | 167                                |
| Hood Adjusters.....                        | 146                                |
| Hood Cowls and Scoops.....                 | 24, 41, 180                        |
| Hood Props.....                            | 145                                |
| Hose, Cooler High Pressure, Hi Temp.....   | 56                                 |
| Hub Conversion Kits.....                   | 134, 204, 213                      |

## I

|  |                         |
|--|-------------------------|
| Idler Arms.....                        | 158                     |
| Ignition Coil Brackets.....            | 50, 97, 160             |
| Ignition Coil Covers.....              | 50, 70                  |
| Ignition Coils.....                    | 3, 70, 122              |
| Ignition Wiring Harnesses.....         | 160                     |
| Intake Manifold Components.....        | 8                       |
| Intake Valley Covers.....              | 38, 97                  |
| Intercoolers and Heat Exchangers.....  | 7, 27, 141              |
| Interior Cleaners and Protectants..... | 111, 114, 138, 196, 206 |
| Interior Light Assemblies.....         | 145                     |

## J

|                               |             |
|-------------------------------|-------------|
| Jack and Stand Pads.....      | 61          |
| Jack Components.....          | 94, 95, 179 |
| Jack Dirt Wings and Pads..... | 95          |
| Jacks.....                    | 94, 169     |

## L

|   |   |
|---|---|
| Leaf Spring Mounts and Brackets.....      | 92, 93, 94  |
| License Plates and Components.....        | 39, 145, 177  |
| Lift Kits and Components.....             | 9, 59, 60, 77, 166, 174, 185, 186   |
| Light Assembly Components.....            | 145, 146, 172, 176  |
| Light Bars.....                           | 106, 149, 154, 171, 172, 174  |
| Light Brackets and Mounting Kits.....     | 48, 95, 106, 147, 172, 173, 174, 178, 210                                     |
| Light Covers.....                         | 105, 172  |
| Light Guards.....                         | 106, 177  |
| Lighting, Exterior Assemblies, LED.....   | 76, 105, 106, 145, 147, 148, 149, 150, 153, 154, 171, 172, 174, 179, 181, 196 |
| Lighting, Exterior Light Bulbs, LED.....  | 105, 148, 154, 155  |
| Load Levelers and Air Helper Springs..... | 10, 192   |

## L - (Cont.)

|                                   |               |
|-----------------------------------|---------------|
| Locking Hub Components.....       | 204           |
| Locking Hubs.....                 | 134, 204, 213 |
| Lowering Kits and Components..... | 71            |

## M

|  |  |
|--|--|
| Mass Airflow Sensors and Components..... | 102  |
| Microfiber Cloths and Wash Mitts.....    | 211  |
| Mirrors, Exterior.....                   | 38, 147, 176   |
| Motor Mounts.....                        | 160  |
| Motor Oil.....                           | 17, 49, 64, 65, 73, 113, 124, 136, 137, 140, 167, 175, 193 |
| Motor Oil Additives.....                 | 74, 113  |
| Mud Flaps.....                           | 98, 99, 205  |
| Mufflers and Components.....             | 68, 69, 70, 79, 80, 81, 87, 119, 120, 128, 162             |

## N

|                |                                 |
|----------------|---------------------------------|
| Nerf Bars..... | 48, 54, 116, 206, 207, 208, 209 |
|----------------|---------------------------------|

## O

|  |                  |
|--|------------------|
| Oil Filter Adapters and Components.....        | 193              |
| Oil Filter Relocation Hoses.....               | 56               |
| Oil Filter Relocation Kits and Components..... | 193              |
| Oil Filters.....                               | 8, 107, 137, 153 |
| On-Board Video Cameras.....                    | 72               |
| O-rings.....                                   | 146, 165         |

## P

|                                     |                                |
|-------------------------------------|--------------------------------|
| Paint.....                          | 66, 67, 153, 199               |
| Pedal Pads and Components.....      | 112, 146                       |
| Penetrating Oils.....               | 113                            |
| Pinion Crush Sleeves/Spacers.....   | 165                            |
| Pinion Depth Gauges.....            | 165                            |
| Pinion Nuts.....                    | 165                            |
| Pinion Seals.....                   | 165                            |
| Pinion Snubbers.....                | 146                            |
| Pitman Arms.....                    | 158                            |
| Polishes and Protectants.....       | 38, 114, 124, 138, 211         |
| Polishing Compounds.....            | 114, 138, 197, 211             |
| Polishing Kits.....                 | 138                            |
| Power Inverter.....                 | 35                             |
| Power Steering Fluid.....           | 50, 53, 65, 113, 125, 167, 175 |
| Power Steering Hoses and Lines..... | 39                             |
| Pressure Sensors.....               | 72                             |
| Protective Wire Sleeve.....         | 150                            |
| Pulley Blocks.....                  | 177, 191, 202                  |
| Pulley Kits.....                    | 38, 98, 123                    |

## Q

|                     |    |
|---------------------|----|
| Quarter Panels..... | 43 |
|---------------------|----|

## R

|   |                              |
|---|------------------------------|
| Radiator Hose Fillers and Manifolds.....      | 77                           |
| Radiator Zinc Anode.....                      | 77                           |
| Radiators.....                                | 77, 141                      |
| Radio Mounts.....                             | 178, 181                     |
| Rear End Breathers/Vents.....                 | 145                          |
| Receiver Hitch Balls.....                     | 168                          |
| Receiver Hitch Pins.....                      | 168                          |
| Receiver Hitches.....                         | 167, 182                     |
| Receiver Tongue Weight Scale.....             | 169                          |
| Recovery Straps.....                          | 44, 135, 197, 202, 203       |
| Relays/Relay Kits.....                        | 105                          |
| Resonators.....                               | 80                           |
| Ring and Pinion Gears.....                    | 138, 139, 169, 170, 213      |
| Ring and Pinion Install Kits/ Bearings.....   | 138, 139, 165, 169, 170, 213 |
| Ring Gear Fastener Kits.....                  | 165                          |
| Rock Guards.....                              | 182, 209                     |
| Rocker Panels and Components.....             | 41, 43                       |
| Roll Bar Clamps.....                          | 95                           |
| Roof Racks.....                               | 169                          |
| Running Board and Side Step Install Kits..... | 15, 54, 207, 208             |
| Running Boards and Components.....            | 54, 207                      |
| Rust Removers and Prevention.....             | 67, 210                      |



# INDEX

## S

|  |                                       |
|--|---------------------------------------|
| Seat Belts and Harnesses.....              | 145                                   |
| Seat Brackets, Mounts, and Sliders .....   | 124, 180                              |
| Seat Covers .....                          | 53, 183                               |
| Seats.....                                 | 123, 124                              |
| Sending Units .....                        | 28, 72                                |
| Shift/Warning Lights and Components .....  | 28                                    |
| Shifter Components .....                   | 151                                   |
| Shifter Knobs.....                         | 25                                    |
| Shock and Strut Boots and Covers .....     | 164                                   |
| Shock Boots.....                           | 164                                   |
| Shocks .....                               | 34, 83, 84, 110                       |
| Shop Gloves.....                           | 135                                   |
| Side Step Loops.....                       | 48                                    |
| Side Window Visors.....                    | 22, 23, 178                           |
| Silicone Adapters/Elbows.....              | 27                                    |
| Skid Plates.....                           | 203                                   |
| Soft Tops and Components.....              | 36, 37, 43, 146                       |
| Sound Deadeners .....                      | 33, 59                                |
| Spare Tire Mounts and Brackets .....       | 128, 178, 210                         |
| Spark Plug Wires .....                     | 121                                   |
| Spark Plugs.....                           | 3, 18, 141                            |
| Spider Gears.....                          | 139, 213                              |
| Spindles and Components.....               | 187                                   |
| Spools and Mini Spools .....               | 139                                   |
| Spray Guns.....                            | 67                                    |
| Spray Lubricants.....                      | 53, 74, 125, 175                      |
| Squeegees.....                             | 46, 206                               |
| Starters.....                              | 123, 157                              |
| Steering Columns and Components .....      | 145                                   |
| Steering Shafts and Components.....        | 40, 146                               |
| Steering Stabilizers and Components.....   | 84                                    |
| Steering Wheels and Components .....       | 89                                    |
| Step Bars.....                             | 13, 54, 116, 206, 207, 208, 209       |
| Step Hoops, Pads.....                      | 14, 47, 48                            |
| Superchargers .....                        | 70                                    |
| Suspension Handling Kits.....              | 34                                    |
| Suspension Leveling Kits.....              | 59, 166                               |
| Suspension Lift Kits.....                  | 9, 59, 60, 71, 77, 166, 174, 185, 186 |
| Suspension Limiters .....                  | 89                                    |
| Suspension Load Levelers, Air Springs..... | 10, 192                               |
| Suspension Lowering Kits.....              | 71                                    |
| Sway Bar Bushings and Mounts.....          | 159, 160                              |
| Sway Bars .....                            | 27, 93, 94                            |

## T

|  |                                 |
|--|---------------------------------|
| Tailgate Cable .....                     | 144                             |
| Tailgate Helpers.....                    | 54                              |
| Tailgate Protectors, Edge & Full.....    | 54                              |
| Temperature Sensors.....                 | 72                              |
| Thermostats .....                        | 102                             |
| Throttle Bodies.....                     | 102                             |
| Throttle Body Adapters and Spacers ..... | 9, 156, 193, 197                |
| Throttle Brackets.....                   | 112                             |
| Throttle Cables.....                     | 112                             |
| Tie Rods and Components .....            | 158                             |
| Tie-Down Isolator.....                   | 60, 61, 177, 202                |
| Tie-Down Straps.....                     | 55                              |
| Timing Pointers .....                    | 160                             |
| Tire Covers.....                         | 181                             |
| Tires.....                               | 64, 129, 130                    |
| Tonneau Covers and Components .....      | 30, 76, 115, 116, 194, 195, 196 |
| Tool Boxes.....                          | 55                              |
| Tool Trays.....                          | 90                              |
| Torsion Key Unloading Tools.....         | 166                             |
| Tow Hooks .....                          | 177, 202, 203                   |
| Tow Straps and Components .....          | 44, 135, 197, 202               |
| Track Bars .....                         | 159                             |
| Traction Aid .....                       | 186                             |
| Trailer Brake Controllers.....           | 168                             |
| Trailer Plug Adapters .....              | 168, 169, 182                   |

## T-(Cont.)

|  |   |
|--|---|
| Transfer Cases and Components.....         | 134   |
| Transmission Fluid.....                    | 16, 17, 49, 65, 73, 114, 124, 136, 137, 140, 167, 175, 193, 194 |
| Transmission Fluid Additives.....          | 114   |
| Transmission Mounts.....                   | 160   |
| Transmission Wiring Harnesses.....         | 121   |
| Tree Saver, Protector.....                 | 44, 135   |
| Truck Bed Extenders and Components .....   | 14, 15  |
| Truck Bed Mats, Liners and Components..... | 31, 32, 33, 55, 180, 206  |
| Truck Bed Rail Caps and Components.....    | 41, 54  |
| Truck Steps and Components .....           | 13, 14, 47, 48, 116, 182, 205, 206, 207, 208, 209, 210          |
| Trunk and Hood Latch Assemblies.....       | 60, 145, 176, 182   |
| Trunk Hinges.....                          | 145   |
| Trunk/Bed Storage Cases.....               | 55, 196   |
| Turbo Down Pipes.....                      | 128, 190  |
| Turbocharger Components.....               | 117   |
| Turbochargers .....                        | 117   |

## U

|                        |    |
|------------------------|----|
| Undercoatings.....     | 53 |
| Underseat Storage..... | 37 |

## V

|   |                         |
|---|-------------------------|
| Valve Cover Filler Tubes and Caps.....        | 97                      |
| Valve Covers.....                             | 8, 50, 96, 97, 160, 163 |
| Valve Stem Caps.....                          | 88                      |
| Valve Stems and Components .....              | 88                      |
| Vehicle Ramps .....                           | 162, 163                |
| Vehicle Recovery Straps, Rope.....            | 44, 135, 197, 202, 203  |
| Vent Shades, Side Window Air Deflectors ..... | 22, 23, 205             |
| Vent/Fill Hoses.....                          | 144, 184                |
| Video Monitor.....                            | 45, 61                  |
| Videos.....                                   | 170                     |

## W

|  |                              |
|--|------------------------------|
| Wastegates and Components.....           | 27                           |
| Water Necks - Thermostat Housings .....  | 39                           |
| Water/Methanol Injection Components..... | 5, 187                       |
| Water/Methanol Injection Systems.....    | 5, 187                       |
| Waxes .....                              | 111, 125, 138, 197, 211      |
| Weatherstrip Vehicle Kits .....          | 145, 146, 147, 196           |
| Wheel Center Caps and Hub Caps.....      | 88                           |
| Wheel Lock Key.....                      | 131                          |
| Wheel Locks .....                        | 88, 131                      |
| Wheel Lug Nut Sockets.....               | 88, 131, 160                 |
| Wheel Lug Nut Washers .....              | 88                           |
| Wheel Lug Nuts .....                     | 89, 131, 146, 181            |
| Wheel Spacers .....                      | 26                           |
| Wheel Well Guards.....                   | 99, 151                      |
| Wheel Wrenches.....                      | 88                           |
| Wheels.....                              | 18, 29, 36, 64, 130, 181     |
| Winch Accessories .....                  | 134, 135, 180, 202, 203      |
| Winch Covers .....                       | 134, 180                     |
| Winch Fairleads .....                    | 200, 202, 203                |
| Winch Mounts .....                       | 61, 134                      |
| Winch Remotes .....                      | 135, 191, 202                |
| Winch Rope .....                         | 44, 60                       |
| Winches .....                            | 134, 135, 191, 200, 201, 202 |
| Windshield Frames and Components.....    | 176                          |
| Windshield Sun Shade.....                | 37, 52, 181, 183, 205        |
| Windshield Wiper Arms.....               | 146                          |
| Windshield Wiper Blades .....            | 146, 155                     |
| Windshield Wiper Components.....         | 145, 146                     |
| Wire Sleeve Install Tools.....           | 150                          |
| Wiring Harness - Universal.....          | 151                          |