

# 2019 PRODUCT CATALOG



The industry's highest quality & most complete line of drivetrain parts.





Home of the Best Brands in Drivetrain.



***Performance.***

Yukon Gear & Axle® manufactures the highest quality drivetrain parts in the industry. Off-road, on the street, and at the track, Yukon provides the widest selection of drivetrain parts for all of your heavy-duty & performance application needs.



***OE Replacement.***

USA Standard Gear® sets the standard for quality drivetrain parts at affordable pricing. Designed for the general installer and the do-it-yourself consumer, USA Standard provides unmatched reliability in OE Replacement & Component Drivetrain Products.



***Remanufactured.***

Zumbrota Drivetrain® has completely rewritten the book on remanufactured drivetrain assemblies. Experience, pride, and expert craftsmanship go into every unit resulting in an industry-leading product line for hundreds of applications.



***Parts Finder.***

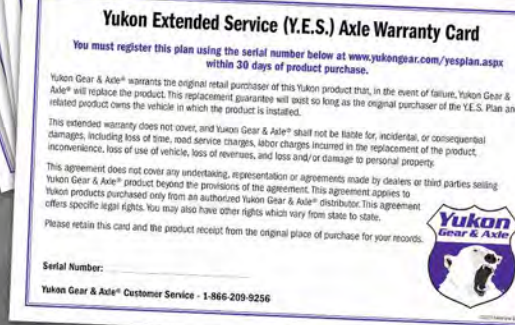
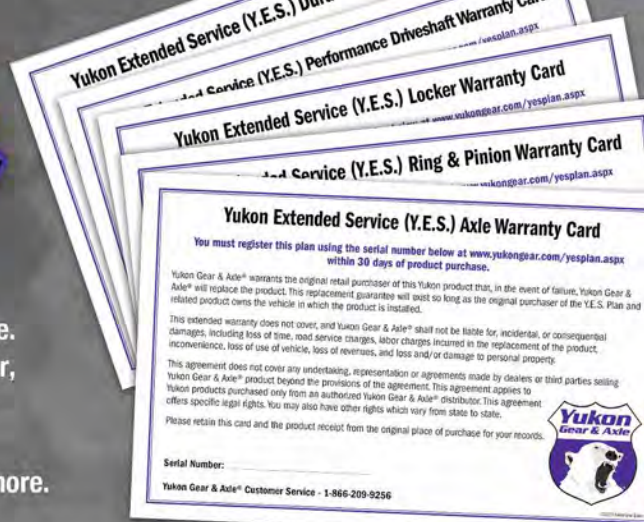
The industry's most powerful Differential Parts Finder. From '48 to today's hottest models, the Diff Wizard® is a must-have parts identification resource for thousands of differential product applications. In just a few clicks, the Diff Wizard allows you to find the right parts for your build the first time.

# JUST SAY Y.E.S.

## Say Y.E.S. to the Yukon Extended Service Plan.

Yukon Y.E.S. Plans are available through Yukon Distributors nationwide. The Y.E.S. Plan provides no-questions-asked coverage to the purchaser, for as long as they own the vehicle.

Y.E.S. Plans are available on top quality lockers, driveshafts, gears & more.



## Y.E.S. Plan Products

### Yukon Dura Grip®

- Assembled in the USA
- Aggressive positraction
- Smooth transfer of torque
- Rebuildable 4-spring design
- Internals machined from forged 4320



### Yukon Zip Locker®

- Air-operated locking differential
- On-demand traction
- Assembled & tested in the USA
- Forged case & 8620 internals
- Backed by *The Best Warranty in the Business*



### Yukon Grizzly Locker®

- Mechanical locking differential
- 8620 case & internals for maximum strength
- Patented design reduces common locker failures
- Assembled in the USA
- Backed by *The Best Warranty in the Business*



### Yukon Performance Driveshafts

- Fits '07-'17 Jeep JK front & rear
- 2 door & 4 door applications
- 1310 & 1350 U/Joints
- OE & HD Designs
- Fits up to 4 1/2" lift



### Yukon Axles

- 1541H & 4340 chromoly alloys
- Rear axles for SUV, light-duty truck & passenger car
- Early & late model applications
- Precise machining & advanced heat treating technologies



### Yukon Ring & Pinion Sets

- 8620 steel for high strength
- Set up smooth & easy
- Ratios up to 7.17
- 500+ part numbers available



# Table of Contents

## Yukon Tech Talk

Yukon Understands Quality .....	2
Elements of A Gear Tooth .....	4
Axle Shafts .....	6
Axle Splines .....	8
How to Measure an Axle Shaft .....	9

## Product Spotlight

Yukon Ring & Pinions .....	10
Yukon Axles .....	12
Yukon Front Axles & Kits .....	14
Yukon Dropouts .....	16
Yukon Spools .....	18
Yukon Spools & Traction .....	20
Yukon Performance .....	22
Yukon Yokes .....	24
Yukon Hardcore .....	26

## Yukon Drivetrain Products

Chrysler / Jeep / AMC .....	28–37
Spicer .....	37–60
Ford .....	61–69
GM .....	69–85
Toyota .....	86–92
Imports .....	93–94
Gear & Kit Packages .....	95
Zip Locker Replacement Parts .....	95
Yukon Kits .....	96
Yukon Axles .....	98
Chrysler Axles .....	98–99
Ford Axles .....	100–103
GM Axles .....	104–106
Jeep Axles .....	106–108
Axle Kits .....	108–110
U/Joins .....	111
Driveshafts .....	111
Tools .....	112
Notes .....	113

## USA Standard Differentials

Chrysler / Jeep / AMC .....	125–127
Spicer .....	127–132
Ford .....	132–134
GM .....	134–139

## USA Standard Differentials (Cont.)

Toyota .....	139–141
Imports .....	141
USA Standard Axles .....	143
Blank Axles .....	143
Jeep Axles .....	143–144
Ford Axles .....	144–145
Chrysler Axles .....	146
GM Axles .....	146–147
OE Replacement Driveshafts .....	149–165
Gear Kit Packages .....	166
Notes .....	167

## Transfer Case Components

BMW .....	169
Borg Warner .....	169–179
Chrysler .....	179
Spicer .....	179–180
Ford .....	180
Geo .....	180
GM .....	181
Hyundai .....	181
Magna 3010 .....	181
Mercedes .....	181
Mitsubishi .....	181
Model 20, Model 21 .....	181
Magna Powertrain .....	182–186
MSG5F .....	187
Nissan .....	187
New Venture(New Process) .....	187–202
Quadra-Trac .....	202
Range Rover .....	202
Suzuki .....	203
(T10/T150/T18/T150/ T56) .....	203
Toyota .....	203

## Transmission Components

41TE/ 48RE .....	206
A151 / A230 / A250 / A435 / A525 / A535 .....	206
A578 / A833 .....	207
Acura .....	208
AR5 .....	208
AX15 / AX18 / AX4 / AX50 .....	208–209
C4/ C56 / C60 .....	209–210
CH465 .....	210
Chrysler / Dana .....	211
F5M33 / F5M42 .....	211
Ford .....	212



## Transmission Components

G238 .....	212
G360 / G56 .....	213
Geo .....	214
Getrag .....	214
GM .....	215
Honda .....	215
Hyundai / Isuzu .....	216
Jeep .....	216
Kia .....	216
KM130 .....	216
KM145 / KM146 / KM150 / KM200 / KM201 .....	217
L52 .....	217
Land Rover .....	217
M20 .....	217
M5R / M5R1/ M5R2 .....	218-219
Mazda / Mercedes / Mini Cooper .....	219
Mitsubishi .....	220
Model 18 / Model 20 / Model 259 .....	220
MT82 .....	220-221
Muncie .....	221
MY6 .....	222
Nissan .....	222-223
New Venture(New Process) .....	223-229
Peugeot .....	229
R150 / R151 / R351 .....	229-230
RAD .....	230
Rockwell .....	230
Saginaw .....	230
Saturn .....	230
SM420 / SM465 .....	231
SR4 .....	231
Subaru .....	231
Suzuki .....	231
T10 / T14 / T15 .....	232
T150 / T160 / T170 .....	233-234
T176 T177 / T18 / T19 / T3650 .....	234-235
T4 / T45 / T5 / T56 .....	236-238
T5 / T56 .....	236-238
T85 .....	238
T850 / T86 / T87 / T89 / T90 / T96 .....	239
T98 / T98 .....	240
Toyota .....	240-241
TR3550 / TR3650 / TR6060 .....	241
Volkswagen .....	242
W46 / W50 / W5MG1 .....	242
Y80 .....	242
ZF .....	242-245

## Zumbrota Axle Assemblies

Chrysler .....	249-257
Ford .....	257-267
GM .....	268-277
Jeep .....	277-279
Mercedes .....	280
Nissan/ Dana M226 .....	280
Rockwell 20145 .....	280
Spicer S110 .....	280
Spicer S135 & S150 .....	280
Toyota .....	280


## Zumbrota Manual Transmissions

Chrysler/Dodge .....	282-284
Ford .....	284-286
Geo .....	286
GM .....	287-289
Honda .....	289
Hyundai .....	289
Jeep .....	289-290
Mitsubishi .....	290
Nissan .....	290
Suzuki .....	290
Toyota .....	290
Volkswagen .....	290

## Zumbrota Transfer Cases

BMW .....	292
Chrysler/Dodge .....	292-295
Ford .....	295-298
GM .....	298-303
Jeep .....	303-305
Land Rover .....	305
Mercedes .....	305
Mercedes .....	305
Nissan .....	305
Suzuki .....	305
Volkswagen .....	305

## Yukon Understands Quality!



**Y**ukon invests significant care and attention to detail in every product we offer. This added effort requires extra time. However, it provides our customers with a strong high-quality gear set or axle that is easy to set up and quiet to use.

Such consistent, outstanding product results require the highest standards and a proven approach. Top-quality materials, deep heat-treats, and the latest in manufacturing technology go into every Yukon product. Our operations and materials are first-class and monitored every step, from design and manufacturing through shipment and delivery.



No matter what model you drive, or what ratio you need, high-quality Yukon Gear & Axle products are the right choice. Yukon products reflect a professionalism and pride that are unequaled in the industry. Before we approve any part for production, we put it through a rigorous series of tests and inspections to ensure that you will be delighted with your purchase.

Our ongoing Quality Assurance practices enable you to be confident that your Yukon purchase will perform as expected and demanded. All of these steps are performed to provide Yukon products that meet or exceed your expectations.





**To give you an idea of how gears are created, here is a brief overview:**

First, a need for a specific gear is identified. Once this need is validated, the gear design is performed. Design starts with a computer-generated gear summary, which is used to establish tooth proportions and stress data. This gear summary is also used to develop the tooling that will be used to manufacture the gear.

Once the design is complete, forging dies are manufactured. These dies are used to create the forged gear blanks. Forgings are used because they provide the optimal material grain flow, which in turn results in a stronger gear. Forging blanks for Yukon gears are made from premium-grade materials such as 8620 triple alloy (Chrome-Nickel-Moly) steel. To create these blanks, a piece of the proper steel is heated to 2,100°, which is hot enough for the material to become malleable but remain below the melting point. This hot steel is then formed using the forging dies, which shape the steel to the approximate final overall shape. After forging, the hot steel is reheated to 1,700° F, then allowed to slowly cool for the perfect level of hardness for machining. This "reheat and slowly cool" process is called "Normalizing".

After the forgings have cooled, they are machined into semi-finished blanks.

The blanks are machined, and the gear teeth are cut. This step is critical to the final quality of the gear. Tooth cutting is a process that requires an extremely skilled machine operator. There are only a handful of such people in the world, and Yukon relies on the best of this elite group.

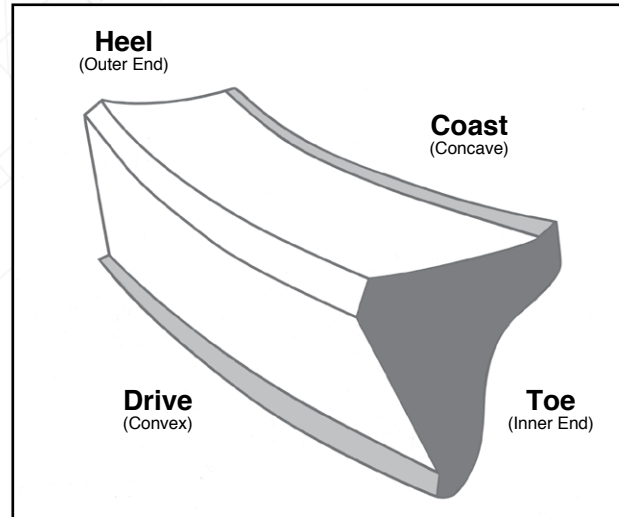
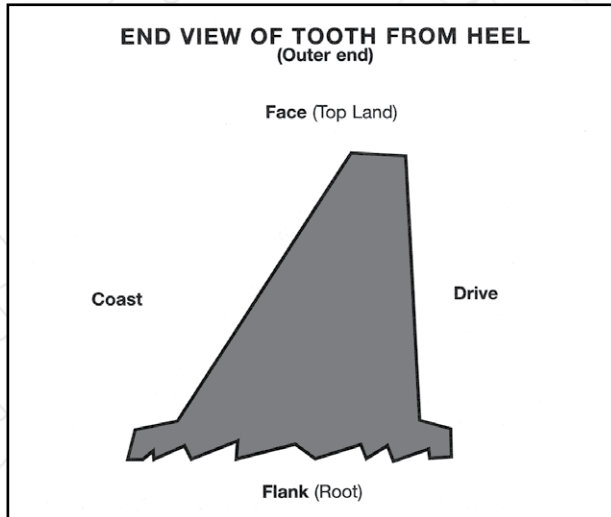
After the teeth are cut, the parts (which by now are looking similar to the finished gears) are heat-treated in a computer-controlled furnace that allows precise and consistent temperature control for high strength and durability, as well as surface carburization for extra wear resistance.

Finally, the finishing processes are performed. This starts with gear lapping, where the ring gear is mated to the pinion gear. Gear lapping is done in a Computer Controlled lapping machine that runs the ring and pinion together while a silicon carbide abrasive, suspended in a free-flowing oil solution, is run over the two mating surfaces; this results in a micro-fine finish. The final finishing process is precision grinding of the bearing surfaces, which results in bearing diameters, which have tight tolerances and tight concentricity and cylindricity. Combined, these characteristics deliver Yukon gears that are smooth running, quiet, and easy to set up.



*Yukon Gear & Axle provides the highest quality and widest possible selection of differential parts at the best possible prices. Yukon products are manufactured using state-of-the-art equipment and manufacturing techniques by some of the world's foremost leaders in OEM manufacturing*

## We Understand Highest Standards and Best Practices



### Elements of a gear tooth

Yukon Gear & Axle holds itself and its suppliers to the highest standards, which is why Yukon products are among the highest quality parts in the world. Yukon will never waiver on its commitment to build a high-quality product. We will always devote the time and effort required to make parts that meet or exceed the expectations of our customers.

When it comes to differential setups, gear pattern may well be the most controversial and debated issue. This is where best practices come into play, supported by facts.

It seems everyone has an opinion on gear patterns subject even though many are based on popular myths and misconceptions. For example, the beliefs that race cars need a deeper pattern for strength, or the use of lighter bearing preload can provide less resistance can actually create more problems than intended solutions.

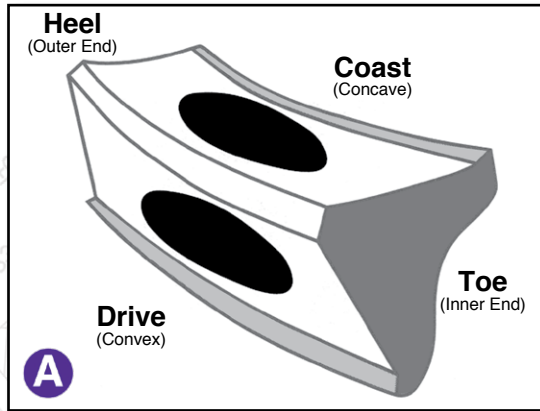
In reality, proper gear set-up is the same no matter if you are setting up a rear-end for drag purposes or street driving.

Another popular industry misconception regarding gear pattern is that tooth contact must be centered in all directions (e.g. face-to-flank and heel-to-toe) to achieve a strong and quiet setup. We live in a world, however, where even the highest quality materials contain same dimensional variation, and sometimes this variation prevents the installer from achieving a perfectly centered pattern. Most of the time this variance is seen in housings, as they are not precision machined like ring and pinion sets.

**Before we get any deeper into what the pattern should look like, let's get the terminology straight. See the illustration above.**

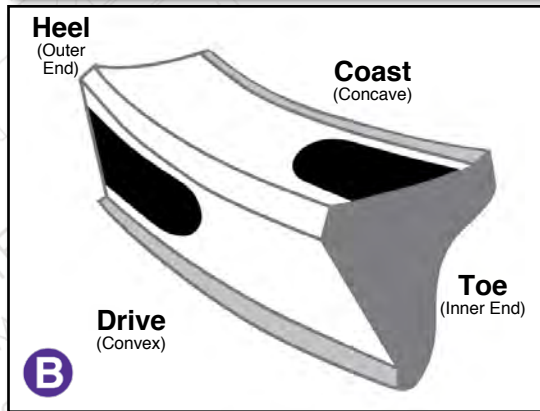
*How Yukon differs from other gear and axle providers comes down to experience and expertise. The gear development and manufacturing process is complex, and we know it intimately.*





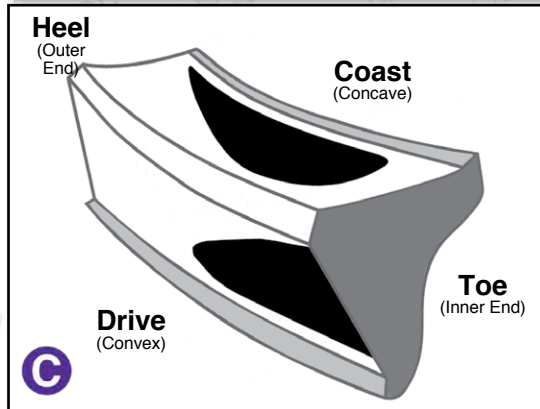
## Acceptable Patterns

**A** This is an example of the perfect pattern that we would all love to see but rarely get. In many cases, you will achieve a pattern that is centered face-to-flank but runs at the outer edge of the heel or at the inner edge of the toe.



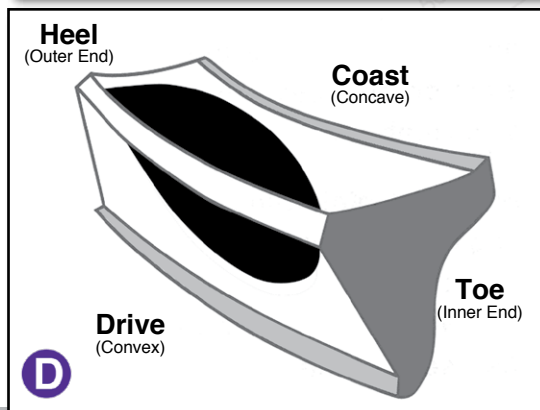
**B** This is an acceptable pattern. It will run quiet and strong for years. Attempting to adjust this type of pattern in an effort to center it heel-to-toe will adversely affect the face-to-flank, and will probably end up producing a noisy differential.

The simplest way to describe a good pattern is this: there should be smooth even contact, with no sharp edges or points, centered from face-to-flank.



Here are some examples of patterns that are unacceptable:

**C** This pattern is too close. The pinion should be moved away from the ring gear.



**D** This pattern is too far away. The pinion needs to be moved closer to the ring gear.

Simply put, pattern is everything for gears. A poor pattern will produce noise and premature wear. Taking some extra time to make sure the set up is correct is worth the effort and will pay off with a quiet running set up the first time.

## Axle Shafts

### Fierce Performance

Yukon customers deserve more than just a low price. They deserve the confidence that goes with buying the highest quality product on the market.

We have searched the world to bring you the best axle shafts available for heavy-duty use in truck, car, racing, and off-road applications. Yukon Axles are produced using state-of-the-art equipment and manufacturing techniques by some of the world's foremost leaders in OEM axle manufacturing. We visit the factories. We know the people. And we constantly strive to improve the processes. We stand behind the quality of Yukon axle shafts.

### Strength

The first consideration in creating a high-quality axle shaft is raw material. There are a number of choices in axle shaft steel, and many serve adequately for average applications. However, "adequate" and "average" are not good enough for Yukon. Yukon Axles use steel formulated for true heavy-duty applications.

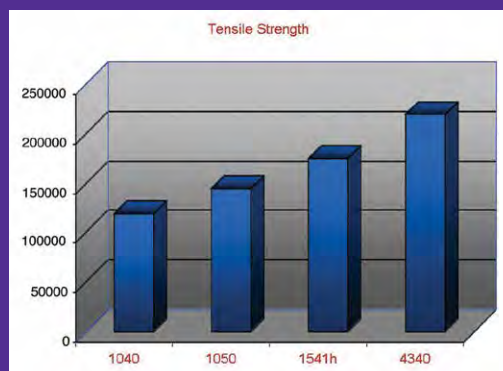
### Steel Types

Steel choices for OEM axle manufacturers include 1040 steel, or 1050 steel for OEM replacement Axles. 1040 is less than preferred when it comes to strength. There are several grades of steel available for axle shafts. Selecting different alloys can greatly increase strength. Using high-quality alloys gives Yukon Axles more strength than competitors' Axles. High performance Yukon Axles are made using 1050, 1541h, and 4340 alloy steels.

1050 steel, on the other hand, works great for OEM replacement axle shafts in trucks and many passenger cars. 1050 steel has considerably more carbon than 1040 steel, which makes it approximately 18 percent stronger and 16 percent harder than 1040. The 1050 steel used in some of our OEM replacement axle shafts provides more than enough strength for the heavy-duty use they will see.

For most high-performance applications, 1541H steel is the steel of choice. 1541H contains significantly more manganese than 1040 or 1050 steels. This additional manganese increases strength and hardenability, and aids the deep heat-treat process. These characteristics make 1541H a great choice for high performance and custom axle shafts. Additionally, 1541H is far stronger than 1050 steel without being a whole lot more expensive. This alloy, when heat-treated correctly, also delivers on durability. 1541H steel is approximately 20 to 25 percent stronger than the 1040 steel used in OEM axle shafts.

### Alloy Steel Grades



There are several grades of steel available for axle shafts. Selecting different alloys can greatly increase strength. Using high quality alloys gives Yukon axles more strength than competitors' axles. High performance Yukon axles are made using 1050, 1541h, and 4340 alloy steels.

# ***Yukon Means High Quality***

For extreme high performance use where twisting torque is important, but bending stresses are limited, 4140 or 4340 Chromoly alloy steels work well. 4140 Chromoly provides approximately 27 percent more strength than 1040 steel, while 4340 Chromoly provides approximately 39 percent more strength than 1040. This translates into huge gains in twisting strength, assuming bending will not be an issue. 4340 is approximately 10 percent stronger than 4140 due to the extra nickel content, which increases toughness and strength.

## ***Hardness***

Hardness is an important material property that affects material strength. Hardness is related to a material's resistance to deformation or penetration. A well-made axle shaft with the right alloy and the proper hardness is less likely to wear, bend, twist, break, or deteriorate as a result of the pressures and forces it supports.

Achieving the desired level of hardness in an axle shaft is done by controlling several processes. Selecting the right material, and using the proper processes for tempering, normalizing, and heat-treating are all necessary in order to produce a strong axle shaft. Most automotive axle shafts are case-hardened. Case-hardening leaves a hard surface layer (approximately 0.100" to 0.400" deep) and a relatively soft, strong, tough core. Through-hardening can increase strength, but it can also lead to problems if the shaft is used to support the weight of the vehicle. Through-hardening produces a shaft, which is usually too brittle to support the side loads the flange incurs while supporting the

vehicle. Case-hardening causes less distortion and cracking than through-hardening, especially in large cross sectional areas.

## **Effects of alloying elements on steel:**

<b>Carbon:</b>	Hardness
<b>Chromium:</b>	Hardenability and corrosion resistance
<b>Manganese:</b>	Strength, hardenability, response to heat treating
<b>Nickel:</b>	Toughness and strength
<b>Silicone:</b>	Deoxidation, hardenability
<b>Molybdenum:</b>	High temperature strength and hardenability
<b>Phosphorus:</b>	Strength

## ***Quality***

There are many intricate and scientifically proven processes involved to produce a quality Yukon axle shaft. The short list: choosing the right steel, upset forging the flange end, normalization of the material, rough turning into the approximate shape of the shaft, final smooth-turning, cutting or rolling the splines, drilling the stud holes, turning the C-clip groove, hardening the shaft, magnaflux inspection for cracks, finishing/grinding the bearing and seal surfaces, and finish machining the flange. We take great pride in doing each step right and ensuring the highest quality axle for you.

## Axle Splines

Axle splines can be cut or rolled into the shaft. Both methods are certainly strong, and each comes with its own advantages. Rolled splines can produce a better grain structure in the material for extended durability, while cutting the splines allows the shaft hardness to be consistently thick right up to the ends of the splines. Both spline forming methods hold up well for axle shafts, and both can be a good way to go.

Yukon axle shafts are made with both methods, depending on the specific application requirements for accuracy, strength, and durability. Putting all of these variables together into a first rate finished product takes millions of dollars worth of equipment, an incomparable attention to detail, and a lifetime of experience.


Yukon axles are made from the finest alloys and carefully heat-treated using modern

computer-controlled hardening equipment. Deep heat-treating gives Yukon Axles more strength and more resistance to abuse.

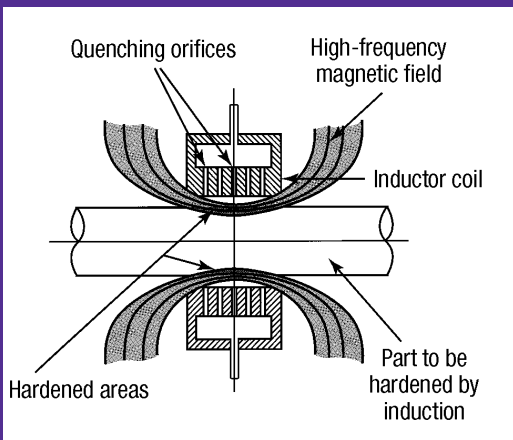
As you can see, steel can vary depending on quality and production methods. Yukon Axles are heat-treated for consistent, tight grain structure. Tight grain structure and deep heat-treating provide greater strength and longer life.

We travel the world to find you the best, and we know that our axle shafts will deliver on our promise

### Steel Grain Structures

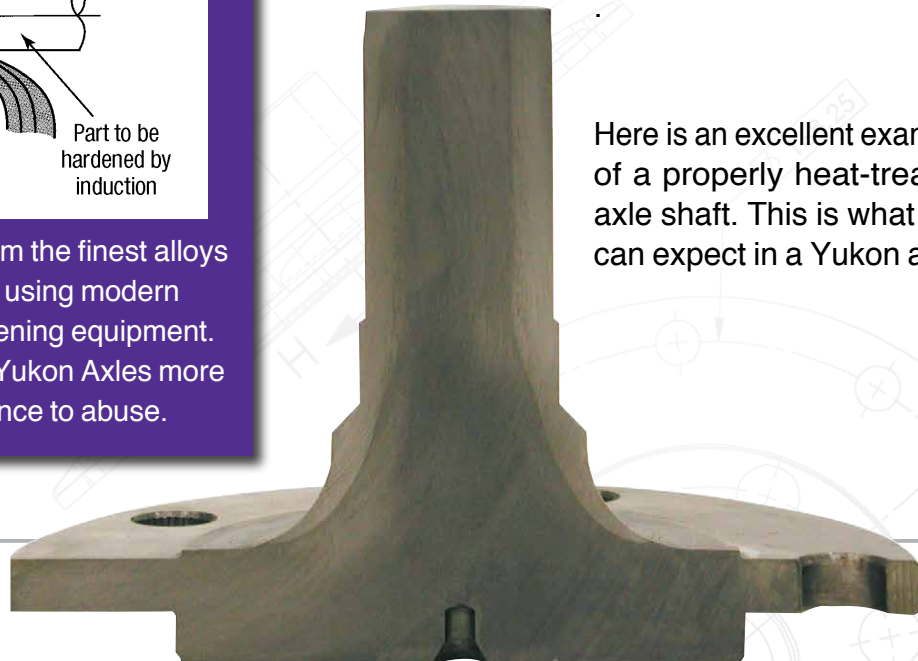


As you can see, steel can vary depending on quality and production methods. Yukon Axles are heat-treated for consistent, tight grain structure. Tight grain structure and deep heat-treating provide greater strength and longer life.



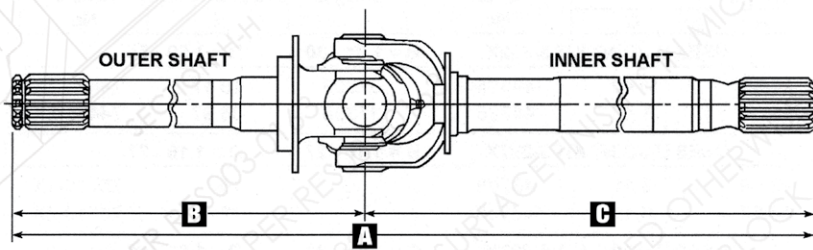
Yukon Axles are made from the finest alloys and carefully heat-treated using modern computer-controlled hardening equipment. Deep heat-treating gives Yukon Axles more strength and more resistance to abuse.

Here is an excellent example of a properly heat-treated axle shaft. This is what you can expect in a Yukon axle.



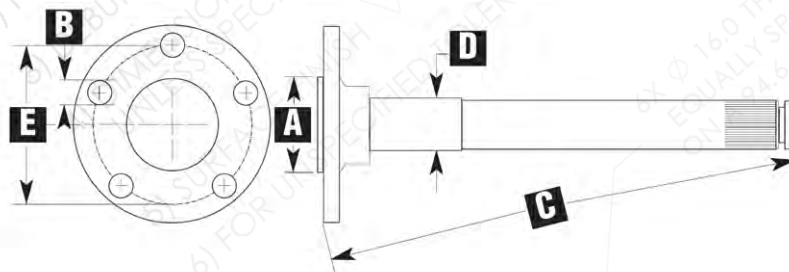
# How to Measure an Axle Shaft

## Measuring for Front Axle Length



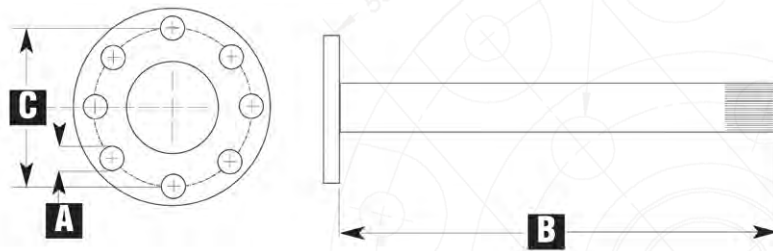
- A. Complete assembly
- B. Outer shaft length
- C. Inner shaft length

## Measuring for Rear Axle Length - Semi Float



- A. Brake pilot
- B. Stud hole diameter
- C. Length
- D. Journal diameter
- E. Bolt pattern

## Measuring for Rear Axle Length - Full Float



- A. Stud hole diameter
- B. Length
- C. Bolt pattern diameter

# Yukon Ring & Pinions

**The utmost care and quality is put into every Yukon differential component manufactured. This effort undoubtedly demands extra time, but ultimately it allows us to ensure a quality pattern, a solid fit and a clean finish. Yukon gears are easy to set up, and they run quietly.**

## **OEM-Style Replacement**

Yukon manufactures a full line of high-quality OEM replacement ratios to accommodate most SUVs, light trucks and rear-wheel-drive passenger cars. Yukon duplicates, and often exceeds, the OEM specifications. This is the case with the GM 8.5" (below) and Chrysler 9.25" gears. These gears are engineered to last longer and run cooler and quieter than other aftermarket gears. When properly set up Yukon gears are extremely quiet.

## **Heavy Duty Towing**

In many cases the factory ratios are not low enough to give you the pulling power you're looking for from your tow rig. Yukon has the answer to all your trailer-pulling needs. We offer a full line of gear ratios from 2.73 through 7.17 for most 2WD and 4WD trucks and SUVs. So if you're looking for more power or you're correcting for larger tires, Yukon has you covered.

## **Racing and Performance**

Yukon is always working hard to maintain its position on the cutting edge of the racing world as well as the differential industry. We offer a large variety of ratios for the Ford 9", GM 12-bolt passenger car and many more. These gears are built to withstand high horsepower and to survive under extreme conditions.

## **Off-Road**

Whether you're trail riding, desert racing or rock crawling, Yukon has the ratio to help get you over the toughest terrain. We offer a wide variety of applications and ratios for your off-road vehicle. From the AMC 35 to the Dana 60 (seen below), only the best materials and the latest technology are used in manufacturing Yukon ring and pinion sets. Yukon gears are engineered to compete, engineered to win.



**GM 10-Bolt 8.5"/8.6"**



**Chrysler 9.25"**



**American Axle 11.5"**

## Ring & Pinions



**Ford 8.8"**



**Yukon for Spicer®  
Reverse 60 Applications**



**Ford 9"**

***In our never-ending quest to be the best, we are always looking to provide better products than are currently available on the market. Looking for top quality replacement axle shafts? Not only do we manufacture top quality, popular Axles, but we also carry a giant selection of hard-to-find Axles.***

## ***OEM Replacement Rear Axle Shafts***

Many people don't realize that over time Axles wear out and need to be replaced. Yukon manufactures OEM Axles to fit most domestic rear-wheel-drive passenger cars as well as 2WD and 4WD pickup trucks and SUVs. Yukon's performance rear Axles are heat-treated deeper than the factory axle shafts to ensure added shaft strength and durability in the bearing and seal area.

## ***High Performance Rear Axles***

Rear Axles are one of the most important parts of a hot rod or extreme-built 4x4. A weak axle can leave you stranded when you least expect it, so don't compromise. Get the best, get the Yukon advantage. Yukon's high-performance rear Axles are made from high quality 1541H and 4340 Chromoly steel. These Axles are engineered to stand up to the extreme conditions of hard street driving, trail running or weekends at the track.



***GM 14-Bolt 9.5\"/>***



***12-Bolt Chevy,  
33 Spline***



***Yukon Full Float,  
Cut-to-fit for  
Spicer 60, 70, 80,  
& GM 14 Bolt***



***Ford 9\"/>***



### **4340 Chromoly Front Axles for Spicer 30, 44, 60 & GM 8.5**

If you're looking for strength and durability, we can help. Yukon Replacement Chromoly Front Axles for Spicer 30, 44, 60 and GM 8.5 are made from only the best steel available and are engineered to withstand the most extreme off-road conditions. Yukon Chromoly Axles use a state of the art, dual heat-treating process to provide maximum strength and long life. This dual heat-treating along with the high-quality material gives you a 35-40% strength increase over stock axle shafts. We offer these shafts for a wide variety of applications from Jeep CJs to straight-axle full-size one-ton pickups.

### **Drive Flange Kits**

The demands of extreme off-roading push vehicles to their limits, and while locking hubs are a good option for daily driven vehicles, dedicated off-road rigs often require drive flanges to stand up to the abuse of tall tires and big power. Our Yukon Hardcore™ flange kits are designed with these vehicles in mind. The drive flanges are manufactured from heat treated 8620 steel for maximum strength. Each kit comes complete with drive flanges, spacers, caps and all small parts for both sides. Kits are available with Yukon "Y" engraved caps or bare.

Applications include:

- D44 w/19 spline outers
- D44 w/30 spline outers
- D60 w/30 spline outers
- D60 w/35 spline outers

***Engineered to withstand the most extreme off-road conditions for the ultimate in durability & strength.***

### **Hardcore Locking Hubs®**

These heavy-duty lockouts feature all steel construction, including Chromoly internals, for the ultimate in durability & strength. The Hardcore Locking Hubs will not disengage under high torque applications and defaults to the locked position under use. Engagement comes from just a 1/3 turn of the all-steel, low-profile bezel. The Hardcore Locking Hub is not only great looking, but features a low-profile design to minimize impact with obstacles, and a proprietary coating on the locking gears for decreased friction & long life. Hardcore Locking Hubs are an easy, bolt-on installation for all spline Dana 30, Dana 44, Dana 50, Dana 60. All Hardcore Locking Hubs feature a lifetime warranty against defect.



**4340 Chrome-Moly  
Front Axles**



**Hardcore Locking Hubs®**



**Flange Kits**

# Yukon Front Axles & Kits

## 4340 Rear Axles

If you need extreme duty full float Axles, then it's time to upgrade to our line of 4340 Chromoly rear shafts. These shafts are dual heat treated and use the highest quality alloys to give you a shaft that is up to 37% stronger than other aftermarket Axles. Each cut-to-length axle contains up to six inches of splines, allowing for usage in a variety of applications.

### Applications include:

- D44 in 30, 32 & 35 spline
- D60 30 spline
- D60, D70 & D80 in 35 spline
- D80 in 37 spline
- Ford 8.8" in 31 spline
- GM & Chrysler 11.5" in 30 & 38 spline
- GM 14 bolt in 30 spline
- Model 35 in 27 & 30 spline

Whether you're involved in truck pulling, extreme off-roading or drag racing, these Axles are built to take the performance of today's powerful diesel engines and tall tires.

## 4340 Chrome-Moly Rear Axles



## OEM Replacement Front Axles

If you're just looking to get your Jeep or your 4x4 pickup back on the road and aren't in need of the brute strength of Chromoly Axles, Yukon has you covered here too. We stock a huge selection of OEM replacement Front axle shafts and axle assemblies with the U/Joint already installed. We also offer a wide variety of hard-to-find and discontinued Front axle shafts to help keep your old iron moving down the road.

## Yukon Front Axles for Spicer Applications



**Spin Free Kit**

Unit bearings are becoming more and more common in late model trucks. The problem with unit bearings is their cost to replace. They do not stand up to the demands of heavy loads or towing and when they fail; the cost far exceeds a standard tapered roller bearing design. The Yukon Spin Free Kit answers this problem by replacing the unit bearings with a standard design, and also includes premium lock out hubs to give the driver the ability to lock and unlock the Front Axles. Each kit comes complete with all the necessary components to make the conversion, including new brake rotors, spindles, bearings & races, 4340 Chromoly outer Axles, dust shields & slingers, premium locking hub set and hardware. Spin Free kits reduce the cost of maintenance and improve fuel economy! Unit Bearing Eliminator kits are available for a variety of Jeep, 1/2-ton and 1-ton applications.

**Available Applications:**

Application	Part Number
'94-'99 Dodge 1/2 Ton	YA WU-01
'00-'01 Dodge 1/2 Ton	YA WU-02
'94-'99 Dodge 1 Ton, 35 Spline, SRW	YA WU-03
'00-'08 Dodge 1 Ton, 35 Spline, SRW	YA WU-04
'00-'08 Dodge 1 Ton, 35 Spline, DRW	YA WU-05
YJ, TJ & XJ, 27 Spline, 5" x 4.5"	YA WU-07
YJ, TJ & XJ, 30 Spline, 5" x 5.5"	YA WU-08
'09 Dodge 2500/3500, DRW	YA WU-09
'10-'11 Dodge 2500/3500, DRW	YA WU-10
'09 Dodge 2500/3500, SRW	YA WU-11
'10-'11 Dodge 2500/3500, SRW	YA WU-12
'12-'17 Dodge 2500/3500, SRW	YA WU-13
'12-'17 Dodge 2500/3500, DRW	YA WU-14
'07-'17 Jeep JK, D30 JK & D44 JK, Front	YA WU-15

**Whether you're involved in truck pulling, extreme off-roading or drag racing, these Axles are built to take the performance of today's powerful diesel engines and tall tires.**

**Spin Free® Kit**



# Yukon Dropouts

**Yukon works hard to stay on top of the differential world as an innovator. One area we have found that we can make a difference is with drop-outs. Currently we offer three performance drop-outs, but keep an eye out for new units. We are always adding part numbers to our ever-growing product lines.**

## **Chrysler 8.75" Nodular Iron 489**

8.75" drop-outs are becoming harder and harder to find as the years go by, but they remain a very popular unit for Mopar projects. After many requests for used cores, Yukon decided a reproduction unit of the 8.75", 489 case should be built. Taking a close look at the factory unit, we found weaknesses that could be corrected. First, material was added to the bearing caps to allow less deflection under load and increase resistance to breakage and cracking. Second, high-strength billet side adjusters were used in place of the factory stamped-steel units. The last and most important improvement was to build the case out of high-strength nodular iron to hold up to the increasing horsepower of today's engines. To easily distinguish our 8.75" drop-out from the other units (741 and 742) a factory stamping-number is placed on the side of the case.



**Chrysler 8.75"  
Nodular Iron 489**

## **Ford 9" Aluminum**

The aluminum available today is vastly different from that of years past. Technology has made aluminum products stronger and more durable. Knowing this, we at Yukon decided to have an aluminum Ford 9" dropout case built, including designs with a load-bolt. You may say to yourself, "That's nothing new, other companies have been making them for years," and that's true; but as in every Yukon product, we look closely at what's out in the marketplace and how it can be improved. Our Alum.s are made from A356-T6 aluminum, our bearing caps are one-piece & forged, with a through bolt design and extra material is added to the bearing caps. This results in 50% less deflection that can occur with other units on the market. These cases are offered in both 3.062" and 3.250" bearing diameter to accommodate 28, 31, 35 and 40-spline carriers and spools. Load-bolt designs also available.



**Ford 9" Aluminum**

### ***Ford 9" Nodular Iron Race Case***

Need the ultimate Ford 9"? Our nodular iron race case is cast from super-strong D451 nodular iron. After casting, it is heat-treated and stress-relieved for strength. We spent a lot of time looking for possible weaknesses. After much testing we found that, under extreme loads, other bearing caps flexed, which adversely affects the contact between the ring and pinion. To reduce flexing, we had our bearing caps forged out of 4140 Chromoly, added more material for extra stiffness and designed for 5/8" bolts. To top off this unit, billet machined side adjusters are used. These extras truly make this Nodular case the ultimate Ford 9" case, rated to 1200 horse power. Like the aluminum unit, the nodular case is offered in both 3.062" and 3.25" bearing diameters to accommodate 28, 31, 35 and 40-spline carriers and spools. Load-bolt designs are also available.

### ***Toyota 8" & V6***

Early Toyota factory drop out cores are getting increasingly difficult to come by. To solve this Yukon offers brand new center sections for Toyota 4WD trucks '79-'94 with 4 Cylinder engines as well as '86-'94 with V6 engines. These units are manufactured to factory specifications for easy setup, and the V6 version has the provision for the ABS sensor.

***Keep an eye out for new units. We are always adding part numbers to our ever-growing product lines.***



***Ford 9" Nodular Iron***



***Toyota V6***

# Yukon Spools

**The unfaltering traction that comes from a spool can provide the competitive advantage both on the strip and off-road. For your spool needs, look no further than Yukon.**



**Toyota  
4 Cylinder & V6**



**Yukon 30 & 35 Spline for  
Spicer 60 Applications**



**Ford 9\", 28, 31,  
35 & 40 Spline**

### **Toyota 8", 4 Cylinder & V6**

Yukon's performance spools are precision machined from high-quality steel and heat-treated for maximum strength. These spools for Toyota applications are designed to provide bullet-proof traction on the trail and stand up to the abuse of tall tires & extreme off-roading. When strength and simplicity are the highest priority, you can't miss with Yukon performance spools. These units are available for both 4 cylinder & V6 applications.

### **9" Steel & Lightweight Steel**

If you are in need of the no-hassle traction that you can only get from a spool, Yukon again has you covered. Our 9" steel spools are made from high-quality 4130 Chromoly steel and heat-treated better than those of the competition. Yukon offers three different versions to suit your needs: a standard non-lightened steel (8 lbs) & lightweight steel (5.9 lbs). Lightweight steel gives you a lighter rotating mass than standard steel without compromising strength.

### **D80 Spools**

The performance of today's diesel engines is taking drastic leaps forward. With huge horsepower & torque at their fingertips, the diesel drag racing & truck pulling sports are taking off like never before. Spools offer a bullet-proof traction solution for both, and we've just released spools for both the D80 housing, in 35 & 37 spline. Combine these spools with our 4340 rear float Axles for the latest and greatest in strength for full floating rears.

### **Off-Road**

Yukon also offers spools designed specifically for off-road use. These spools are built with strength as the first priority. We offer off-road spools for many other applications such as Spicer 44 and 60, Jeep Model 20 and GM 12-bolt truck.



**Yukon 35 & 37 Spline  
For Spicer 80 Applications**



**AMC Model 20**

## ***Yukon Performance***

Drag racing is an ever-growing motor sport, and its supporting products are also evolving. One thing that never changes, however, is the need for serious traction. Yukon can fill that need with our vast line of performance spools. We currently offer spools for the following applications: GM 8.5", 28, 30 and 33-spline; GM 12-bolt passenger, 30 and 33-spline; GM 12-bolt truck, 30-spline; 8.75" Chrysler, 30, and 35-spline; Ford 8.8", 31-spline; and Ford 9", 28, 31, 33, 35 and 40-spline.

For needed traction provided by a spool using a c-clip style rear end, a full spool is out of the question. There is a lack of a provision for the c-clips that hold in the Axles. This is where a mini spool is a must. A mini spool gives you the unfaltering traction of a full spool. It slips into the factory-open carrier, replacing the spider gears, and allowing you to use the factory c-clips on the Axles.



**Ford 9"  
Lightweight**



**GM 14-Bolt 10.5"  
Full-float**



**Mini-Spools  
Available for 12  
Applications**



**Zip Locker®**

If you're looking for the latest in on-demand traction, then the Zip Locker is for you. The Zip Locker is an air operated locking differential designed with severe off-road use in mind. Its 8620 case & 4320 steel internals provide maximum strength against failure and give you piece of mind on the trail. Each unit comes with a variety of small parts for installation and operation, including air line & fittings, seal housing, shims (if applicable), operation switch with Front & rear covers, zip ties and more. A variety of air sources can be used for operating the Zip Locker, including air compressors or on-board air systems. Yukon also offers an industry-first "competition series" Zip Locker that defaults-to-lock if the air pressure is interrupted for any reason. Competition series units are available for Dana 60 in 35 spline.

**Grizzly Locker®**

Mechanical positive-locking differentials have been the staple for drag racing, circle track racing, off-road use and a variety of other performance applications for decades. We're proud to introduce the Grizzly Locker, the latest in locking differentials. The Grizzly Locker features an 8620 case, forged 8620 internals and a patented design which reduces common locker failures. The inner clutch teeth have an improved design, with a larger radius at the base, improving strength over back-cut designs. Larger teeth help to avoid breakage against shock-loading or in the event an axle breaks. The internals are hand fitted, for faster engagement. These units provide maximum traction and strength for many performance applications. Grizzly Lockers are available for a variety of car & truck applications, with new applications being added all the time!

**Assembled in the USA!**

**Backed by the Best Warranty in the Business!**



**Zip Locker®**



**Grizzly Locker®**

**Yukon has parts to meet the needs of every performance-minded auto enthusiast. In many cases, these parts are designed to replace OEM units that may be discontinued or hard to find. They are made from higher quality metal than their OEM counterparts and use readily available off-the-shelf internals for easy rebuilding years down the road.**

## **Ford 8" & 9" Heavy-duty Trac Loc**

Companies have tried to reproduce the factory Ford 8" and 9" Trac Loc with limited success. Yukon took on this project by looking for ways to make it better. By designing a thicker 1541H billet hat that added more strength, we eliminated the need for clutch guides that tend to break, sending debris into the gears. The top half is made from forged steel for strength and durability. All of our 8" and 9" units are assembled with genuine Raybestos® clutches for long life. We offer a "race" version that is built for maximum traction. This configuration tends to chatter when cornering, so if you're looking for something smoother we also offer a "street" unit that allows excellent traction with smooth, chatter-free cornering. Yukon offers the 28 and 31-spline for the Ford 8" and 28 and 31-spline for the Ford 9".

## **Yukon Performance Driveshafts**

Yukon Performance Driveshafts offer the highest quality upgrades for your driveshaft needs. Each shaft features premium universal joints and driveshaft components that are engineered to meet the high performance requirements. The driveshaft assembly is held to strict tolerances then precision welded and computer balanced to provide exceptional performance and longevity. Yukon Performance Driveshafts are available off-the-shelf for all Front and rear Jeep JK, TJ, LJ, & CJ applications. Custom driveshafts can be made-to-order for racing, off road, and other custom applications.



**Ford 8" & 9"  
Trac Loc**

**Yukon Super Joints®**

Looking for the ultimate in off-road performance? Yukon offers two sizes of its super-strong replacement axle U/Joint s to fit 8.5" GM Fronts, Spicer 30, 44 & 60. The bodies are made from forged m43400 Chromoly which is through hardened for ultimate yield and tensile strength. After hardening, the body is then coated with a "Diamond Like Coating". This coating provides an extremely hard surface to protect against wear. The caps are made from cold-extruded 4140 Chromoly. They are then induction-hardened to provide maximum strength without becoming brittle. This design doesn't utilize needle bearings so it relies on offset hardnesses to protect against wear. With this design, the caps will wear out first and can be replaced at a lower cost than buying a new U/Joint . Yukon offers a lifetime warranty against breakage of the body cross-section only. Patented 6,881,151B1

***The ultimate in off-road performance!***



**Yukon Super Joints®**

**Yukon Dura Grip® Positractions**

The four-spring clutch-style positraction has been around for years because of its great reliability and rebuild-ability. Because of its popularity Yukon has released its version – the Yukon Dura Grip. It's available for all popular GM and Ford applications, and more applications are arriving all the time. Dura Grip units are assembled with heavy-duty 4320 Chromoly spider gears and composite clutches for reduced chatter, and they are fully rebuildable. Yukon chose the 4-spring design because of its race-proven background and years of use by GM.



**Yukon Dura Grip®  
Positraction**

# Yukon Yokes

**The yoke is one of the most important components of your axle, so you need to make sure you purchase the one that best suits your needs. Yukon offers over 200 part numbers for a wide variety of applications, from racing to street. Yukon yokes are available in billet aluminum, billet steel, forged steel and OEM replacement.**



**Ford 9"  
Aluminum**



**Ford 9"  
Billet Steel**



**Yukon Forged Steel for  
Spicer® 60 Applications**

### ***OEM Replacement Yokes***

Over time yokes tend to get a groove worn into them from the pinion seal, allowing messy leaks and possible failures. To keep you up and running leak free, Yukon carries OEM replacement yokes for a wide variety of applications; from that old restoration project to your late model car or truck. We keep a huge inventory of yokes in stock to fit your needs.

### ***Heavy-duty Billet & Forged Pinion Yokes***

When building rear ends for race cars or trucks, people tend to forget that the yoke is the one piece that ties it all together. They just reuse the old, beat-up OEM cast iron yoke. A forged yoke can mean the difference between winning and losing. Understanding that being first across the line is what it's all about, Yukon stepped up and created a full line of super-strong forged and billet yokes. These yokes offer maximum strength for high horsepower cars as well as a sleek look for that show finish.

### ***Billet Aluminum Pinion Yokes***

Looking to save some weight with minimal strength loss and get that finely polished show quality look? Yukon keeps a variety of aluminum yokes for Chrysler 8.75", Ford 9", and GM 12 bolt rear ends. Our aluminum yokes are made from high-quality 7075 billet aluminum and have the show finish you're looking for.



***Ford 8.8" Flange***



***Yukon for Spicer® 60 Applications***

# Yukon Diff Covers & Recovery Gear

## Hardcore® Diff Cover

Give your rig the protection it deserves. The Hardcore Diff cover for the Dana 44 and Dana 60 is manufactured from high strength nodular iron and features an extremely thick-walled design for maximum resistance to damage. It comes with a magnetic drain plug to keep particulates out of the gear oil and bearings and has a durable powder coat finish for years of long life.

Applications include:

- YHCC-D30 [29103] Hardcore Diff Cover for Spicer 30
- YHCC-D44 [29101] Hardcore Diff Cover for Spicer 44
- YHCC-D60 [32352] Hardcore Diff Cover for Spicer 50, Spicer 60 & Spicer 70
- YHCC-D35 [29014] Hardcore Diff Cover for Model 35
- YHCC-GM14T-S [29105] Hardcore Diff Cover for 14 bolt Truck, W/ 3/8" BOLTS
- YHCC-GM14T-M [29106] Hardcore Diff Cover for 14 bolt Truck, W/ M8 BOLTS



**Dana 30 Diff Cover**



**GM 14 Bolt Diff Cover**



**Model 35 Diff Cover**

## Yukon Recovery Gear

Yukon now offers the latest in recovery gear for the trail. The Yukon Recovery Gear Kit includes kinetic recovery rope, a soft shackle, two d-rings and a pair of gloves. All held in a durable duffel bag. The Yukon kinetic recovery rope is made of durable double braid nylon rated up to 28,600 lbs. that stretches up to 30% under load, multiplying the pulling capacity of the vehicle. The Yukon soft shackle is lighter and stronger than comparable steel shackles and is rated to 35,000 lbs. All items are available as a kit, or as individual components.

Individual items:

- YRGBAG-1 [22007] Recovery gear bag
- YRGGLOVES-1 [22008] Recovery gear gloves
- YRGRR-01 [22003] 7/8" kinetic rope, rated to 28,300 lbs.
- YRGRR-02 [22002] 3/4" kinetic rope, rated to 19,000 lbs.
- YRGS-01 [22001] 3/4" d-ring shackle, rated to 9,500 lbs.
- YRGS-02 [22004] Extreme soft shackle, rated to 35,000 lbs.

Kits:

- YRGKIT-1 [22005] Yukon recovery gear kit with 7/8" rope, rated to 28,300 lbs.
- YRGKIT-2 [22006] Yukon recovery gear kit with 3/4" rope, rated to 19,000 lbs.



**Front Spindles**

Yukon Front spindles are manufactured from high quality steel and are machined to meet or exceed OEM specifications. The bearing journals are heat-treated for high strength and longer life. Yukon Front spindles are available for Spicer 30, Spicer 44, Spicer 60, GM 8.5" & Model 35 Fronts. All Yukon spindles come with the needle bearing installed and come with the dust shield and seal.



**D44 Spindle**

**Friction Modifier**

Keep your positraction quiet with friction modifier from Yukon. Designed for clutch and cone style positraction, Yukon friction modifier is added to the differential oil to keep chatter down when the vehicle navigates a turn. Yukon friction modifier is available separately, or in a great looking countertop 12 pack.

- OILADD Single bottle
- OILADD-12 12 bottle countertop display



**Yukon limited slip friction modifier 12 Pack**

# AAM 11.8"

2014 - Present, Dodge 2500/3500

R/G Diameter: 11.5" R/G Bolts: 14 Cover Bolts: 12 Carrier Breaks: None Pinion Shaft Diameter/Spline: 1.750"/30

## Overhaul & Install Kits

Part #	Description
YK AAM11.5-D [14228]	Master Overhaul Kit

## Seals

Part #	Description
YMSC1025 [30356]	Pinion seal

## Small Parts

Part #	Description
YSPCS-058 [33568]	Crush sleeve

# Chrysler 7.25"

Chrysler, Dodge, Plymouth

R/G Diameter: 7.25" R/G Bolts: (10) 3/8" x 24 LH Cover Bolts: 9 or 10 Carrier Breaks: 2.47 / 2.76 Pinion Shaft Dia. / Spline: 1.375" / 27

## Overhaul & Install Kits

Part #	Description
YK C7.25 [14001]	Master Overhaul Kit
BK C7.25 [11001]	Bearing Installation Kit
PK C7.25 [13001]	Pinion Installation Kit
MK C7.25 [12001]	Minimum Installation Kit

## Spider Gear Sets

Part #	Description
YPKC7.25-S-25 [16001]	Standard spider gear kit, 25 spline

## Shim Kits

Part #	Description
SK 31402 [55014]	Pinion Depth Shim Kit

## Axle Bearing & Seal Kits

Part #	Description
AK 1559 [10001]	Axle bearing & seal kit 2.530" O.D.
AK C7.25IFS [10006]	Axle bearing & seal kit

## Small Parts

Part #	Description
YSPABS-003 [33210]	ABS tone ring
YSPBLT-005 [33035]	Ring Gear Bolt
YSPBLT-049 [33231]	Cross pin bolt
YSPBLT-051 [33233]	Side adjuster lock bolt
YSPBLT-073 [33246]	U/Joint strap bolt
YSPCS-010 [33093]	Crush Sleeve
YSPFP-03 [33463]	Rubber Cover Plug
YSPPN-008 [33142]	Pinion Nut
YSPPN-038 [33253]	Pinion Nut, flanged style
YSPSA-002 [33257]	Side adjuster
YSPSA-003 [33258]	Side adjuster lock
YSPSTUD-016 [33186]	Axle Stud
YSPTW-001 [33272]	Pinion gear thrust washer
YSPTW-009 [33279]	Side gear thrust washer
YSPTW-031 [33301]	Pinion gear thrust washer
YSPXP-002 [33307]	Cross pin shaft

## Yokes

Part #	Description
YY C3723251 [41003]	7260 U/Joint
YY C3723252 [41004]	1310 U/Joint
YY C4137976 [41005]	7290 U/Joint
YY C7290-STRAP [41013]	Strap kit, 7290 U/Joint
YY STR-001 [41192]	7260 U/Joint strap & two bolts
YY STR-006 [41197]	7290 U/Joint strap

## Seals

Part #	Description
YMSC1001 [30230]	Outer axle seal, RH
YMS8516N [30189]	Pinion Seal
YMS8835S [30201]	Axle Seal
YMS99168 [30224]	Pinion redi sleeve
YYMS5124 [30120]	Axle seal, bolt in

# Chrysler 8.0" (C205)

Chrysler, Dodge

R/G Diameter: 8.0" R/G Bolts: (10) 3/8" x 24 LH Cover Bolts: 10 Carrier Breaks: None Pinion Shaft Dia. / Spline: 1.406" / 26

## Ring & Pinion Gear Sets

Part #	Ratio
YG C8.0-390 [24219]	3.90
YG C8.0-411 [24220]	4.11
YG C8.0-456 [24221]	4.56

## Shim Kit

Part #	Description
SK 30214 [55010]	Carrier shim kit

## Overhaul & Install Kits

Part #	Description
YK C8.0-IFS-A [14002]	'99 & down Master Overhaul kit
YK C8.0-IFS-B [14003]	'00 to early '03 Master Overhaul kit
YK C8.0-IFS-C [14134]	Late '03 & up Master Overhaul kit
BK C8.0-IFS-A [11115]	'99 & older bearing install kit
BK C8.0-IFS-B [11002]	'00 to early '03 bearing install kit
BK C8.0-IFS-C [11116]	Late '03 & up bearing install kit
PK C8.0-IFS-A [13002]	'99 & older pinion installation kit
PK C8.0-IFS-B [13095]	'00 to early '03 pinion installation kit
PK C8.0-IFS-C [13096]	Late '03 & up pinion installation kit
MK C8.0-IFS [12002]	'00 to '03 minimum install kit

## Spider Gear Sets

Part #	Description
YPKC8.0-S-29 [16065]	Standard spider gear kit, 29 spline

## Small Parts

Part #	Description
YB AX-002 [18048]	Axle Bearing
YSPBLT-005 [33035]	Ring gear bolt
YSPCS-011 [33094]	Crush sleeve
YSPO-001 [33132]	Axle O-ring
YSPPN-008 [33142]	Pinion nut
YSPPN-038 [33253]	Pinion Nut, flanged style
YSPSR-020 [33578]	Inner axle snap ring

## Yokes

Part #	Description
YY C3723251 [41003]	7260 U/Joint
YY C3723252 [41004]	1310 U/Joint
YY C4137976 [41005]	7290 U/Joint

## Seals

Part #	Description
YMSC1013 [30242]	'99 to early '03 pinion seal
YMSC1014 [30243]	IFS axle seal
YMSC1015 [30244]	Late '03 & up pinion seal
YMSC1026 [30360]	Axle seal, '06-'11 Ram 1500, right hand
YMS68084183AA [30387]	Pinion seal, '13 & up
YMS68146583AA [30388]	Pinion seal, '13 & up

# CHRYSLER



# Chrysler / Jeep 8.25" (C213)

Chrysler, Dodge, Plymouth, Jeep

R/G Diameter: 8.25" R/G Bolts: (10) 3/8" x 24 LH ('04 & down) metric 10 x 1.0 ('05 & up) Cover Bolts: (10) ('04 & down) or (12) ('05 & up) Carrier Breaks: 2.45 / 2.56 Pinion Shaft Dia. / Spline: 1.626" / 27

## Ring & Pinion Gear Sets

Part #	Ratio
YG C8.25-276 [24222]	2.76
YG C8.25-307 [24643]	3.07
YG C8.25-321 [24225]	3.21
YG C8.25-355 [24001]	3.55
YG C8.25-373 [24002]	3.73
YG C8.25-390 [24003]	3.90
YG C8.25-411 [24004]	4.11
YG C8.25-456 [24005]	4.56
YG C8.25-488 [24226]	4.88

## Covers & Cover Gaskets

Part #	Description
YCGC8.25 [23000]	Cover Gasket
YP C5-C8.25 [32312]	Steel cover

## Overhaul & Install Kits

Part #	Description
YK C8.25-A [14004]	'70-'75 Master Overhaul kit
YK C8.25-B [14005]	'76-'04 Master Overhaul kit
YK C8.25-C [14204]	'05 & up Master Overhaul kit
BK C8.25-A [11003]	'70-'75 bearing installation kit
BK C8.25-B [11004]	'76 & up bearing installation kit
PK C8.25-A [13003]	'70-'75 pinion installation kit
PK C8.25-B [13004]	'76 & up pinion installation kit
MK C8.25-A [12003]	'70-'75 minimum installation kit
MK C8.25-B [12004]	'76 & up minimum installation kit
CK C8.25-B [57014]	Carrier installation kit, '76 & up

## Axle Bearing & Seal Kits

Part #	Description
AK 1559 [10001]	Axle bearing & seal kit 2.530" O.D.
AK 6410 [10048]	Axle bearing & seal kit, 2.536" O.D., '04 & up Durango, '07 & up truck & van

## Yokes

Part #	Description
YY C373251 [41003]	7260 U/Joint
YY C373252 [41004]	1310 U/Joint
YY C4137976 [41005]	7290 U/Joint
YY C52068839 [41010]	1310 U/Joint
YY C52070345 [41011]	1330 U/Joint, Jeep Liberty
YY C52105065 [41120]	Round companion flange, Jeep Liberty
YY C7290-STRAP [41013]	7290 Strap kit
YY STR-001 [41192]	7260 U/Joint strap & two bolts
YY STR-006 [41197]	7290 U/Joint strap

## Shim Kits

Part #	Description
SK 25300 [55009]	Pinion depth shim kit

## Small Parts

Part #	Description
YSPABS-004 [33211]	ABS tone ring
YSPBLT-002 [33032]	Ring gear bolt, metric
YSPBLT-005 [33035]	Ring gear bolt
YSPBLT-038 [33067]	Posi Cross pin bolt
YSPBLT-048 [33230]	Standard Cross pin bolt
YSPBLT-051 [33233]	Side adjuster lock bolt
YSPBLT-073 [33246]	U/Joint strap bolt
YSPCC-010 [33083]	C/Clip, 29 spline
YSPCS-010 [33093]	Crush sleeve
YSPFP-03 [33463]	Rubber cover plug
YSPPN-008 [33142]	Pinion nut
YSPPN-038 [33253]	Flanged Pinion nut
YSPSA-002 [33257]	Side adjuster
YSPSA-004 [33259]	Side adjuster lock
YSPSTUD-016 [33186]	Axle stud
YSPTW-002 [33273]	Pinion gear thrust washer
YSPTW-007 [33277]	Side gear thrust washer kit
YSPXP-003 [33308]	Cross pin shaft, standard open
YSPXP-058 [33433]	Notched cross pin shaft

## Spider Gear Sets

Part #	Description
YPKC8.25-S-27 [16002]	Standard spider gear kit, 27 spl, '96 & down
YPKC8.25-S-29 [16003]	Standard spider gear kit, 29 spline, '97 & up
YPKC8.25-PC-T/L [16147]	Trac Loc clutch kit

## Carrier Cases

Part #	Description
YC C52069428 [20011]	2.56 & up standard case, 29 spline, bare

## Seals

Part #	Description
YMS710498 [30162]	Axle seal, '04 & up Durango, '07 & up Ram & Van
YMS8516N [30189]	Pinion seal
YMS8835S [30201]	Axle seal
YMS99168 [30224]	Redi sleeve

# Chrysler 8.75"

Chrysler, Dodge, Plymouth

R/G Diameter: 8.75" R/G Bolts: (12) 3/8" x 24 LH Cover Bolts: None Carrier Breaks: None Pinion Shaft Dia. / Spline: 10 or 29

## Ring & Pinion Gear Sets

"741" = 1-3/8" (1.375") shaft, spacer sleeve and preload shims

Part #	Ratio
YG C8.41-355 [24006]	3.55
YG C8.41-373 [24007]	3.73

Note: Stamping numbers for 1-3/8" are 2070741, 1820657 & xxx571.

"742" = 1-3/4" (1.750") shaft with preload shims

Part #	Ratio
YG C8.42-323 [24591]	3.23
YG C8.42-355-C [24008]	3.55 (Coarse spline)
YG C8.42-355-F [24227]	3.55 (Fine spline)
YG C8.42-373 [24228]	3.73
YG C8.42-390 [24009]	3.90

CHRYSLER



Continued on next page

# Chrysler 8.75" (Cont.)

Chrysler, Dodge, Plymouth

R/G Diameter: 8.75" R/G Bolts: (12) 3/8" x 24 LH Cover Bolts: None Carrier Breaks: None Pinion Shaft Dia. / Spline: 10 or 29

## Ring & Pinion Gear Sets (Cont.)

"742" = 1-3/4" (1.750") shaft with preload shims (Cont.)

Part #	Ratio
YG C8.42-411 [24229]	4.11
YG C8.42-430 [24230]	4.30
YG C8.42-456 [24231]	4.56
YG C8.42-486 [24232]	4.86
YG C8.42-513 [24234]	5.13

Note: Stamping numbers for 1-3/4" are 2070742 and 1634985.

"489 = 1-7/8" (1.875") tapered shaft and crush sleeve

Part #	Ratio
YG C8.89-323 [24238]	3.23
YG C8.89-355 [24010]	3.55
YG C8.89-373 [24239]	3.73
YG C8.89-390 [24011]	3.90
YG C8.89-411 [24240]	4.11
YG C8.89-430 [24241]	4.30
YG C8.89-456 [24242]	4.56
YG C8.89-486 [24243]	4.86
YG C8.89-513 [24244]	5.13
YG C8.89-513-C [24244]	5.13 (coarse spline)
YG C8.89-513-F [24613]	5.13 (fine spline)

Note: Stamping numbers for 1-7/8" are 2881489 and 2881488.

## Spider Gear Sets

Part #	Description
YPKD44-P/L-30 [16005]	Powr Lok Posi spider gear kit, 30 spline
YPKC8.75-PC [16148]	Powr Lok clutch kit, OEM posi only
YPKD44-PC-AG [16151]	Powr Lok clutch kit, aggressive deisgn
YPKD44-PC-SM [16152]	Powr Lok clutch kit, smooth deisgn
YPKD44-PC-01 [16171]	Powr-Lok drive belleville plate
YPKD44-PC-02 [16172]	Powr-Lok drive flat plate
YPKD44-PC-03 [16173]	Powr-Lok driven flat plate
YPKD44-PC-04 [16174]	Powr-Lok driven belleville plate

## Overhaul & Install Kits

Part #	Description
YK C8.75-A [14006]	741 Case Master Overhaul kit w/LM102912/49
YK C8.75-B [14007]	742 Case Master Overhaul kit w/LM102912/49
YK C8.75-C [14008]	489 Case Master Overhaul kit w/LM102912/49
YK C8.75-D [14009]	741 Case Master Overhaul kit w/25520/90
YK C8.75-E [14010]	742 Case Master Overhaul kit w/25520/90
YK C8.75-F [14011]	489 Case Master Overhaul kit w/25520/90
BK C8.75-A [11005]	741 Case Brg installation kit w/LM102912/49
BK C8.75-B [11006]	742 Case Brg installation kit w/LM102912/49
BK C8.75-C [11007]	489 Case Brg installation kit w/LM102912/49
BK C8.75-D [11008]	741 Case Bearing installation kit w/25520/90
BK C8.75-E [11009]	742 Case Bearing installation kit w/25520/90
BK C8.75-F [11010]	489 Case Bearing installation kit w/25520/90
PK C8.75-A [13005]	741 Case Pinion installation kit
PK C8.75-B [13006]	742 Case Pinion installation kit
PK C8.75-C [13007]	489 Case Pinion installation kit
MK C8.75-41 [12005]	741 Case Minimum installation kit
MK C8.75-42 [12006]	742 Case Minimum installation kit
MK C8.75-89 [12007]	489 Case Minimum installation kit

## Axle Bearing & Seal Kits

Part #	Description
AK C8.75-GREEN [10046]	Axle bearing & seal kit, sealed ball
AK C8.75-OEM [10047]	Axle bearing & seal kit, tapered roller
AK C8.75-AX-ADJ [10051]	Brg adjuster & seal kit, w/adj. + plate
AK C8.75-OEM-COMPLETE [10052]	Axle bearing seal kit, inc. adj.

## Yokes

Part #	Description
YY C4529480 [41006]	7260 U/Joint, 10 spline
YY C4529481 [41007]	7260 U/Joint, 29 spline
YY C4529482 [41008]	7290 U/Joint, 10 spline
YY C4529483 [41009]	7290 U/Joint, 29 spline
YY C7290-STRAP [41013]	7290 U/Joint strap kit
YY C8.75-1350-A [41126]	1350 U/Joint, 10 spline, aluminum
YY C8.75-1350-B [41127]	1350 U/Joint, 10 spline, billet steel
YY C8.75-1350-C [41014]	1350 U/Joint, 10 spline
YY C8.75-1350-F [41015]	1350 U/Joint, 29 spline
YY C8.75-7260-A [41128]	7260 U/Joint, 10 spline, aluminum
YY C8.75-7260-B [41129]	7260 U/Joint, 10 spline, billet steel
YY C8.75-7290-A [41130]	7290 U/Joint, 10 spline
YY C8.75-7290-B [41131]	7290 U/Joint, 10 spline, billet steel
YY C8.75-7290-Z [41133]	7290 U/Joint, 10 spline, aluminum
YY STR-001 [41192]	7260 U/Joint strap & two bolts
YY STR-006 [41197]	7290 U/Joint strap

## Shim Kits

Part #	Description
SK 72921 [55030]	Pinion preload shim kit
SK CSC8.75 [55039]	Solid spacer kit w/shim kit
SK GM9.5 [55059]	Pinion depth shim kit, 42 & 89 case
SK T8 [55064]	Pinion depth shim kit, 41 case

## Small Parts

Part #	Description
YP C8.75-ADJ [32033]	Forged side adjuster
YSPBLT-005 [33035]	Ring gear bolt
YSPBLT-051 [33233]	Side adjuster lock bolt
YSPBLT-073 [33246]	U/Joint strap bolt
YSPCS-009 [33092]	489 Case crush sleeve
YSPFP-02 [33462]	Fill plug
YSPPN-002 [33137]	Pinion nut, 10 spline
YSPPN-008 [33142]	Pinion nut, 29 spline
YSPPN-028 [33162]	Pinion nut washer, 10 spline
YSPPN-029 [33163]	Pinion nut washer, 29 spline
YSPSTUD-016 [33186]	Axle stud
YSPTW-017 [33287]	Pinion gear thrust washer
YSPXP-021 [33326]	Powr Lok floater roll pin
YSPXP-029 [33334]	Roll pin for cross pin shaft
YSPXP-062 [33462]	Powr Lok button kit
YP DOC8.75-KIT [32370]	Dropout stud kit

## Traction Aids & Spools

Part #	Description
YP FSC8.75-30 [32040]	30 Spline steel spool
YP FSC8.75-35 [32167]	35 Spline steel spool

## Dropout Gasket

Part #	Description
YCGC8.75 [23001]	Dropout gasket

## Seals

Part #	Description
YMS5126 [30121]	741 & 489 Case pinion seal
YMS7216 [30171]	742 Case pinion seal
YMS8695S [30198]	Inner axle seal for use w/Set 7 bearing
YMS8704S [30199]	Outer axle seal for use w/Set 7 bearing
YMS99187 [30228]	Pinion Redi-Sleeve
YMSC1027 [30394]	Wheel bearing gasket, steel
YMSC1028 [30395]	Wheel bearing gasket, foam

## Performance Dropouts

Part #	Description
YP DOC8.89 [32052]	489 Case nodular iron dropout

CHRYSLER



# Chrysler 9.25" Rear / C235 "ZF"

Chrysler, Dodge, Plymouth

R/G Diameter: 9.25" R/G Bolts: (12) 7/16" x 18 LH ('10 & down) or (12) 14 x 1.0 ('11 & up) Cover Bolts: 12 Carrier Breaks: None Pinion Shaft Dia. / Spline: 1.875" / 29

## Ring & Pinion Gear Sets

Part #	Ratio
YG C9.25-321 [24012]	3.21 '10 & down
YG C9.25-355 [24013]	3.55, '10 & down
YG C9.25-390 [24014]	3.90, '10 & down
YG C9.25-411 [24015]	4.11, '10 & down
YG C9.25-456 [24016]	4.56, '10 & down
YG C9.25-488 [24017]	4.88, '10 & down
YG C9.25B-321B [24711]	3.21, '11 & up
YG C9.25B-355B [24638]	3.55, '11 & up
YG C9.25B-390B [24639]	3.90, '11 & up
YG C9.25B-411B [24640]	4.11, '11 & up
YG C9.25B-456B [24641]	4.56, '11 & up
YG C9.25B-488B [24642]	4.88, '11 & up

## Axle Bearing & Seal Kit

Part #	Description
AK 1559 [10001]	Axle bearing & seal kit 2.530" O.D.
AK 1561FD [10002]	Axle bearing & seal kit 2.985" O.D.
AK 6410 [10048]	Axle bearing & seal kit, 2.536" O.D., '04 & up Durango, '07 & up truck & van

## Overhaul & Install Kits

Part #	Description
YK C9.25-R-A [14012]	Master Overhaul kit, '00 and down
YK C9.25-R-B [14135]	Master Overhaul kit, '01-'10
YK C9.25ZF [14216]	Master Overhaul Kit, '11 & up
BK C9.25-R [11011]	Bearing installation kit, '00 and down
BK C9.25-R-B [11099]	Bearing installation kit, '01-'10
BK C9.25ZF [11125]	Bearing installation kit, '11 & up
PK C9.25-R [13011]	Pinion installation kit, '00 and down
PK C9.25ZF [13109]	Pinion installation kit, '11 & up
MK C9.25-R [12008]	Minimum installation kit
CK C9.25R [57001]	Carrier installation kit

## Spider Gear Kit

Part #	Description
YPKC9.25B-S-31B [16182]	Standard spider gear kit, '11 & up, 31 spline
YPKC9.25-S-31 [16004]	Standard spider gear kit, '10 & down 31 spline
YPKD44-PC-T/L [16153]	Trac Loc clutch kit

## Yokes

Part #	Description
YY C3432485 [41001]	7260 U/Joint
YY C3432487 [41002]	7290 U/Joint
YY C52105064 [41012]	Round companion flange
YY C7290-STRAP [41013]	7290 Strap kit
YY STR-001 [41192]	7260 U/Joint strap & two bolts
YY STR-004 [41195]	1310 & 1330 U/Joint strap & two bolts
YY STR-006 [41197]	7290 U/Joint strap

## Shim Kits

Part #	Description
SK CSGM8.5 [55048]	Crush sleeve eliminator kit
SK GM9.5 [55059]	Pinion depth shims

## Small Parts

Part #	Description
YSPABS-005 [33212]	ABS tone ring, 108 tooth, for use with 5 lug Axles
YSPABS-006 [33213]	ABS tone ring, 117 tooth, for use with 8 lug Axles
YSPABS-033 [33566]	ABS tone ring for axle, 48 tooth, 3.7", '07 & up
YSPBLT-003 [33033]	Ring gear bolt
YSPBLT-038 [33067]	Cross pin bolt
YSPBLT-051 [33233]	Side adjuster lock bolt
YSPBLT-056 [33238]	Cross pin bolt
YSPBLT-073 [33246]	U/Joint strap bolt
YSPBLT-078 [33553]	Ring gear bolt, '10 & up, metric threads
YSPCC-001 [33074]	.175" C/Clip
YSPCC-002 [33075]	.205" C/Clip
YSPCG-001 [33249]	Trac Loc Posi clutch guide
YSPCG-003 [33352]	Dura Grip Posi clutch guide
YSPCS-011 [33094]	Crush sleeve
YSPPN-008 [33142]	Pinion nut
YSPPN-038 [33253]	Pinion nut, flanged style
YSPSA-001 [33256]	Side adjuster
YSPSA-003 [33258]	Side adjuster lock
YSPTW-004 [33274]	Pinion gear thrust washer
YSPTW-008 [33278]	Side gear thrust washer kit
YSPTW-076 [33552]	Side gear thrust washer kit, '11 & up
YSPXP-004 [33309]	Notched Cross pin shaft, standard open
YSPXP-005 [33310]	Cross pin shaft, Trac Loc
YSPXP-006 [33311]	Cross pin shaft, standard open
YSPFP-03 [33463]	Rubber cover plug

## Carrier Cases

Part #	Description
YC C4384222 [20008]	Standard case, bare, '10 & down
YC C925503 [20137]	Standard case, bare '11 & up
YC C9.25-DG [20015]	Dura Grip case, bare
YC C68050784 [20145]	Loaded standard case, '11 & up

## Covers & Cover Gaskets

Part #	Description
YCGC9.25 [23002]	Cover gasket
YP C1-C9.25 [32001]	Chrome cover
YP C5-C9.25-R [32314]	Steel Cover

## Seals

Part #	Description
YMS5126 [30121]	Pinion seal
YMS8835S [30201]	Axle seal
YMS99187 [30228]	Pinion redi sleeve
YMS710067 [30140]	Axle seal, 2.985" O.D.
YMS710481 [30160]	Pinion seal, '00 & up
YMS710498 [30162]	Late Mod, Axle Seal, 2.580" OD fits 1.705" axle

## Traction Aids & Spools

Part #	Description
YDGC9.25-31-1 [26019]	Dura Grip Posi
YDGC9.25ZF-31-1 [26036]	Dura Grip Posi, '11 & up

CHRYSLER

# Chrysler 9.25" Front

2003 & Up Extra HD 3/4 & 1 Ton

R/G Diameter: 9.25" R/G Bolts: (12) 7/16" x 18 LH Cover Bolts: 12 Carrier Breaks: None Pinion Shaft Dia. / Spline: 1.875" / 29

## Ring & Pinion Gear Sets

Part #	Ratio
YG C9.25R-342R [24567]	3.42
YG C9.25R-342R-14 [24773]	3.42, '14 & up
YG C9.25R-373R [24209]	3.73
YG C9.25R-373R-14 [24772]	3.73, '14 & up
YG C9.25R-411R [24214]	4.11
YG C9.25R-411R-14 [24771]	4.11, '14 & up
YG C9.25R-456R [24210]	4.56
YG C9.25R-488R [24611]	4.88

## Covers & Cover Gaskets

Part #	Description
YP C5-C9.25-F [32313]	Steel Cover

## Spider Gear Kit

Part #	Description
YPKC9.25-S-33-STRAIGHT [16067]	Standard spider gear kit, 33 spline

## Yokes

Part #	Description
YY C5086696 [41117]	Pinion yoke
YY C68214643 [41222]	Pinion flange

## Ball Joint

Part #	Description
YSPBJ-002 [33444]	Lower ball joint
YSPBJ-003 [33445]	Upper ball joint
YSPBJ-004 [33446]	Ball joint kit

## Traction Aids & Spools

Part #	Description
YP C9.25F-E [32368]	E-locker
YP PC9.25-ZF [32348]	Positraction

## Shim Kits

Part #	Description
SK GM9.5 [55059]	Pinion depth shim kit

## Spin Free Kit

Part #	Description
YA WU-04 [21728]	'08 Dodge SRW
YA WU-05 [21729]	'08 Dodge DRW
YA WU-09 [21791]	'09 Dodge 2500/3500, SRW
YA WU-10 [21792]	'10-'11 Dodge 2500/3500, DRW
YA WU-11 [21816]	'09 Dodge 2500/3500, DRW
YA WU-12 [21817]	'10-'12 Dodge 2500/3500, DRW
YA WU-13 [21810]	'12-'17 Dodge 2500/3500, DRW
YA WU-14 [21818]	'12-'17 Dodge 2500/3500, DRW

## Small Parts

Part #	Description
YSPBF-039 [33544]	Stub axle dust shield
YSPBLT-017 [33047]	Ring gear bolt
YSPCS-016 [33099]	Crush sleeve
YSPPN-008 [33142]	Pinion nut
YSPSA-005 [33260]	Side adjuster

## Seals

Part #	Description
YMSC1007 [30236]	Inner axle seal
YMSC1008 [30237]	Pinion Seal

## Carrier Cases

Part #	Description
YC C925500 [20016]	Standard case, bare, & '07 & up
YC C925502 [20017]	Standard case, loaded & '07 & up
YC C925504 [20151]	Standard case, loaded & '14 & up
YC G40013506 [20097]	Standard case, Loaded & '06 & down

## Overhaul & Install Kits

Part #	Description
YK C9.25-F [14127]	Master Overhaul kit
BK C9.25-F [11096]	Bearing installation kit
PK C9.25-F [13094]	Pinion installation kit
MK C9.25-F [12078]	Minimum installation kit

# Chrysler 10.5"

2003 & Up Extra HD 3/4 & 1 Ton

R/G Diameter: 10.5" R/G Bolts: (12) 9/16" x 18 Cover Bolts: 14 Carrier Breaks: None Pinion Shaft Dia. / Spline: 1.750" / 30

## Ring & Pinion Gear Sets

Part #	Ratio
YG C10.5-373 [24205]	3.73
YG C10.5-411 [24206]	4.11
YG C10.5-456 [24207]	4.56

## Spider Gear Sets

Part #	Description
YPKC10.5-S-30 [16145]	Standard spider gear kit, 30 spline

## Overhaul & Install Kits

Part #	Description
YK C10.5 [14131]	Master Overhaul Kit

## Yokes

Part #	Description
YY C5189950 [41202]	'03 & up, 4 bolt square flange yoke

## Seals

Part #	Description
YMS2286 [30023]	Pinion seal
YMSG1015 [30281]	Pinion seal

## Small Parts

Part #	Description
YSPABS-001 [33208]	ABS tone ring
YSPBLT-057 [33239]	Ring Gear Bolt
YSPCS-012 [33095]	Crush Sleeve
YSPPN-040 [33559]	Pinion nut washer
YSPTW-005 [33275]	Side gear thrust washer
YSPTW-006 [33276]	Pinion gear thrust washer
YSPXP-001 [33306]	Cross pin shaft, standard open

## Traction Aids & Spools

Part #	Description
YP PC10.5-HELIC [32243]	Helical Gear Positraction
YP PC10.5-E [32378]	Helical e-locker, with coil

## Carrier Cases

Part #	Description
YC C105500 [20000]	Standard case, bare

# Chrysler 11.5"

2003 & Up Extra HD 3/4 & 1 Ton

R/G Diameter: 11.5" R/G Bolts: 14 x 1.5 RH Cover Bolts: 14 Carrier Breaks: None Pinion Shaft Dia. / Spline: 1.750" / 30

## Ring & Pinion Gear Sets

Part #	Ratio
YG GM11.5-342 [24440]	3.42
YG GM11.5-373 [24441]	3.73
YG GM11.5-411 [24442]	4.11
YG GM11.5-430 [24603]	4.30
YG GM11.5-444 [24064]	4.44
YG GM11.5-456 [24443]	4.56
YG GM11.5-488 [24445]	4.88
YG GM11.5-513 [24446]	5.13
YG C11.5B-342B [24684]	3.42, '14 & up
YG C11.5B-373B [24685]	3.73, '14 & up
YG C11.5B-410B [24686]	4.11, '14 & up

## Spider Gear Sets

Part #	Description
YPKC11.5-S-30 [16006]	Standard spider gear set, 30 spline

## Overhaul & Install Kits

Part #	Description
YK GM11.5 [14066]	Master Overhaul kit, mid-'11 & down
YK GM11.5-B [14206]	Master Overhaul kit, mid-'11 & up
BK GM11.5 [11102]	Bearing installation kit, mid-'11 & down
BK GM11.5-B [11113]	Bearing installation kit, mid-'11 & up
PK GM11.5 [13055]	Pinion installation kit, mid-'11 & down
PK GM11.5-B [13103]	Pinion installation kit, mid-'11 & up
MK GM11.5 [12042]	Minimum installation kit, all years
YK AAM11.5-C [14219]	Master Overhaul kit, '14 & up
YK AAM11.5-CONV [14221]	Master Overhaul kit, '14 & up
PK AAM11.5-CONV [13114]	Pinion installation kit, '14 & up

## Yokes

Part #	Description
YY C5189950 [41202]	'03 & up, 4 bolt square flange yoke
YY GM12471500 [41072]	1410 U/Joint
YY GM40007479 [41087]	1480 U/Joint
YY UB-005 [41191]	1480 U/Joint U-Bolt kit

## Axle Bearing & Seal Kits

Part #	Description
AK C11.5 [10049]	SRW, Axle bearing & seal kit
AK C11.5-DRW [10050]	DRW, Axle Bearing & seal kit

## Small Parts

Part #	Description
YSPABS-002 [33209]	ABS tone ring
YSPBLT-057 [33034]	Ring gear bolt
YSPCS-015 [33098]	Crush sleeve
YSPCS-058 [33568]	Crush sleeve
YSPFP-05 [33567]	Magnetic fill plug
YSPPN-017 [33151]	Pinion nut
YSPSA-007 [33262]	Side adjuster
YSPTW-049 [33387]	Side gear thrust washer
YSPTW-050 [33388]	Pinion gear thrust washer
YSPXP-040 [33408]	Cross pin bolt lock ring
YSPXP-041 [33409]	Cross pin shaft

## Traction Aids & Spools

Part #	Description
YDGGM11.5-30 [26033]	Dura Grip Positraction, 30 spline
YGLGM11.5-30 [28013]	Grizzly Locker, 30 spline
YGLGM11.5-38 [28014]	Grizzly Locker, 38 spline
YP FSGM11.5-30 [32185]	Steel spool, 30 spline
YP FSGM11.5-38 [32186]	Steel spool, 38 spline
YP PC11.5-HELIC [32244]	Helical gear positraction, 30 spline

## Carrier Cases

Part #	Description
YC C115500 [20001]	Standard case, loaded
YC G40000278 [20094]	Standard case, loaded

## Covers & Cover Gaskets

Part #	Description
YCGGM11.5 [23013]	Dropout gasket
YP C5-GM11.5 [32330]	Steel Cover, w/o fill plug
YCGGM11.5-B [23031]	Cover gasket, rubber

## Seals

Part #	Description
YMS710564 [30167]	SRW wheel seal
YMS710563 [30166]	DRW wheel seal
YMSG1015 [30281]	Pinion seal
YMSG1025 [30356]	Pinion seal, '14 & up

## Shim Kits

Part #	Description
SK 20112 [55006]	Pinion depth shim kit

# Magna Steyr 275MM

2008 - 2012 Ram 4500 & 5500

R/G Diameter: 10.83" (275mm) R/G Bolts: (12) Carrier Breaks: None Pinion Shaft Dia. / Spline: 1.967" / 38

## Overhaul & Install Kits

Part #	Description
YK CMS-A [14207]	Master Overhaul kit

## Yokes

Part #	Description
YY C68034428AA [41125]	Flange yoke

## Shim Kits

Part #	Description
SK CMS-01 [55072]	Pinion depth shim kit
SK CMS-02 [55073]	Carrier shim kit
SK CMS-03 [55074]	Preload shim

## Small Parts

Part #	Description
YSPPN-039 [33547]	Pinion nut

## Seals

Part #	Description
YMSC1021 [30250]	Pinion seal

# CHRYSLER



## Chrysler 198

Chrysler 300, Charger, Magnum, Challenger

R/G Diameter: 7.79" (198mm) R/G Bolts: (10) 10mm Cover Bolts: 10 Carrier Breaks: None Pinion Shaft Dia. / Spline: 1.750" / 30

### Overhaul & Install Kits

Part #	Description
YK C198 [14132]	Master Overhaul Kit

### Yokes

Part #	Description
YY C198-A [41114]	Pinion yoke, 1.86" tall, 110mm bolt circle
YY C198-B [41115]	Pinion yoke, 2.19" tall, 100mm bolt circle

### Small Parts

Part #	Description
YSPBF-009 [33008]	Outer slinger
YSPBLT-040 [33069]	Ring gear bolt
YSPCS-046 [33128]	Crush Sleeve
YSPPN-036 [33170]	Pinion Nut
YSPSR-004 [33265]	Snap ring

### Carrier Cases

Part #	Description
YC C198500 [20003]	Standard open case, bare

### Seals

Part #	Description
YMSC1016 [30245]	Side Seal
YMSC1018 [30247]	Pinion Seal

## Chrysler 200IFS

Grand Cherokee & Commander

R/G Diameter: 7.9" (200mm) R/G Bolts: 10 (10m) Cover Bolts: 10 Carrier Breaks: None Pinion Shaft Dia. / Spline: 1.625 / 27

### Ring & Pinion Gear Sets

Part #	Ratio
YG C200R-411R [24628]	4.11

### Overhaul & Install Kits

Part #	Description
YK C200 [14211]	Master Overhaul kit

### Yokes

Part #	Description
YY C52111954AB [41121]	Round companion flange

### Small Parts

Part #	Description
YSPBF-034 [33228]	Oil slinger
YSPBLT-002 [33032]	Ring gear bolt, metric
YSPCS-013 [33096]	Crush sleeve
YSPPN-001 [33136]	Pinion nut
YSPSR-001 [33207]	Snap ring

### Seals

Part #	Description
YMSC1017 [30246]	Pinion seal
YMSC1024 [30350]	Axle seal, LH
YMSC1014 [30280]	Axle seal, RH

## Chrysler 210

Chrysler 300, Charger, Magnum, Challenger

R/G Diameter: 8.27" (210mm) R/G Bolts: (10) 10mm Cover Bolts: 10 Carrier Breaks: None Pinion Shaft Dia. / Spline: 1.750" / 30

### Overhaul & Install Kits

Part #	Description
YK C210 [14133]	Master Overhaul Kit

### Yokes

Part #	Description
YY C198-A [41114]	Pinion yoke, 1.86" tall, 110mm bolt circle
YY C198-B [41115]	Pinion yoke, 2.19" tall, 100mm bolt circle

### Small Parts

Part #	Description
YSPBF-009 [33008]	Outer slinger
YSPBLT-041 [33070]	Ring gear bolt
YSPCS-046 [33128]	Crush sleeve
YSPPN-036 [33170]	Pinion nut
YSPSR-003 [33264]	Carrier snap ring

### Carrier Cases

Part #	Description
YC C210500 [20004]	Standard open case, bare

### Seals

Part #	Description
YMSC1019 [30248]	Stub axle seal
YMSC1022 [30251]	Pinion Seal

# Chrysler Sprinter Van

Sprinter Van

R/G Diameter: 8.5" (216mm) R/G Bolts: (10) 7/16" x 20 LH Cover Bolts: 10 Carrier Breaks: 3.73 / 4.10 Pinion Shaft Dia. / Spline: 1.625" / 30

## Ring & Pinion Gear Sets

Part #	Ratio
YG CSPRINTER-373 [24687]	3.73

## Overhaul & Install Kits

Part #	Description
YK CSPRINTER [14136]	Master Overhaul kit

## Carrier Cases

Part #	Description
YC SPRINTER [20149]	Standard open case, loaded

## Seals

Part #	Description
YMS710462 [30158]	DRW outer axle seal
YMS710468 [30159]	SRW outer axle seal
YMSC1009 [30238]	Pinion seal
YMSC1011 [30240]	Inner axle seal

## Yokes

Part #	Description
YY C5134541 [41119]	Pinion yoke

## Shim Kits

Part #	Description
SK GM9.5 [55059]	Pinion depth shim kit
SK 30291 [55012]	Pinion depth shim kit

## Small Parts

Part #	Description
YSPBLT-050 [33232]	Ring gear bolt
YSPCS-045 [33127]	Crush Sleeve, Feb '02 & down
YSPCS-050 [33252]	Crush sleeve, Feb '02 & up
YSPPN-005 [33140]	Pinion Nut
YSPPN-006 [33141]	Pinion Nut
YSPCS-061 [33595]	Crush sleeve, '07-'09

# AMC Model 20

Chrysler, Dodge, Plymouth, Jeep

R/G Diameter: 8.875" R/G Bolts: (8) 7/16" x 20 RH Cover Bolts: 12 Carrier Breaks: 2.76 / 3.07 Pinion Shaft Dia. / Spline: 1.625" / 28

## Ring & Pinion Gear Sets

Part #	Ratio
YG M20-331 [24521]	3.31
YG M20-354 [24522]	3.54
YG M20-373 [24523]	3.73
YG M20-411 [24175]	4.11
YG M20-456 [24176]	4.56
YG M20-488 [24177]	4.88

## Spider Gear Sets

Part #	Description
YPKC8.75-PC [16148]	Powr Lok clutch kit, OEM posi only
YPKM20-PC-T/L [16165]	Trac Loc clutch kit
YPKM20-S-29 [16126]	Standard spider gear set, 29 spline

## Overhaul & Install Kits

Part #	Description
YK M20 [14108]	Master Overhaul kit
BK M20 [11081]	Bearing installation kit
PK M20 [13082]	Pinion installation kit
MK M20 [12066]	Minimum installation kit

## Axle Bearing & Seal Kits

Part #	Description
AK M20 [10039]	Axle brg & seal kit, two piece Axles, set 9 brg
AK M20-1PIECE [10040]	Axle brg & seal kit, one piece Axles, set 9 brg
AK SET10 [10042]	Axle Bearing & Seal Kit, set 10 brg
YP CJBORG-SEALED [32129]	Axle brg, old style moser 1-piece Axles

## Yokes

Part #	Description
YY M20-1310-28S [41095]	1310 U/Joint, strap style
YY M20-1310-28U [41096]	1310 U/Joint, U-Bolt style
YY M20-1350-28S [41097]	1350 U/Joint, strap style
YY UB-002 [41198]	1310 U/Joint U-Bolt kit

## Shim Kits

Part #	Description
SK 25300 [55009]	Pinion depth shim kit
SK 30214 [55010]	Carrier Shim Kit
SK M20-3 [55060]	.003" Axle end play shim
SK M20-5 [55061]	.005" Axle end play shim

## Small Parts

Part #	Description
YSPBLT-010 [33040]	Ring gear bolt
YSPBLT-075 [33286]	Cover bolt
YSPCS-002 [33085]	Crush sleeve
YSPPN-012 [33146]	Pinion nut
YSPSTUD-011 [33181]	Axle stud
YSPTW-013 [33283]	Side gear thrust washer
YSPTW-031 [33301]	Pinion gear thrust washer
YSPXP-027 [33332]	Cross pin shaft
YSPXP-029 [33334]	Roll pin for cross pin shaft
YSPXP-061 [33535]	Axle spacer button, standard & Trac Loc

## Traction Aids & Spools

Part #	Description
YP FSM20-3-29 [32049]	Steel spool, 3.08 & up, 29 spline

## Covers & Cover Gaskets

Part #	Description
YCGM20 [23025]	Cover gasket
YP C1-M20 [32019]	Chrome cover
YP C2-M20 [32031]	Polished aluminum cover

## Seals

Part #	Description
YMS470331N [30079]	Pinion seal
YMS7687S [30175]	Inner axle seal, set 9 bearing
YMS8549S [30190]	Outer axle seal, set 9 bearing
YMS9912 [30218]	Outer axle seal, set 10 bearing
YMS51098 [30117]	Inner axle seal, set 10 bearing

CHRYSLER / AMC



# Jeep / AMC Model 35

Jeep

R/G Diameter: 7.562" / 194mm R/G Bolts: (8) 7/16" x 20 RH Cover Bolts: 10 Carrier Breaks: 3.31 / 3.55 Pinion Shaft Dia. / Spline: 1.406" / 26

## Ring & Pinion Gear Sets

Part #	Ratio
YG M35-307 [24178]	3.07
YG M35-355 [24179]	3.55
YG M35-373 [24180]	3.73
YG M35-411 [24181]	4.11
YG M35-456 [24182]	4.56
YG M35-488 [24183]	4.88
YG M35-513 [24629]	5.13
YG M35SUP-355HD [24533]	3.55, "Super 35", 7/16" ring gear bolts
YG M35SUP-373HD [24534]	3.73, "Super 35", 7/16" ring gear bolts

## Spider Gear Sets

Part #	Description
YPKC8.25-PC-T/L [16147]	Trac Loc clutch kit
YPKM35-S-27-1.5 [16128]	Standard spider gear set, 1.560" Side gear bore, 27 spline
YPKM35-S-27-1.6 [16129]	Standard spider gear set, 1.625" Side gear bore, 27 spline
YPKM35-T/L-27 [16130]	Trac loc spider gear set, 27 spline

## Overhaul & Install Kits

Part #	Description
YK M35 [14109]	Master Overhaul kit
YK M35-30 [14110]	Master Overhaul kit, 30 spline Axles
YK M35-GRAND [14111]	Master Overhaul kit, "Super 35", WJ Grand Cherokee
BK M35 [11082]	Bearing installation kit
BK M35-GRAND [11083]	Bearing installation kit, "Super 35", WJ Grand Cherokee
PK M35 [13083]	Pinion installation kit
MK M35 [12067]	Minimum installation kit
CK M35 [57011]	Carrier installation kit, 27 spline
CK M35-30 [57012]	Carrier installation kit, 30 spline

## Axle Bearing & Seal Kits

Part #	Description
AK 1563 [10004]	Axle bearing & seal kit, 2.250" O.D., C/Clip Axles
AK M35-SUPER [10041]	Axle bearing & seal kit, "Super 35"
AK SET9 [10043]	Axle bearing & seal kit, bolt-in Axles

## Yokes

Part #	Description
YY M35-1310-26S [41098]	1310 U/Joint, strap style
YY M35-1310-26U [41170]	1310 U/Joint, U-Bolt style
YY M35-1330-26L [41099]	1330 U/Joint, strap style
YY M35-7290-26S [41100]	7290 U/Joint, strap style
YY STR-004 [41195]	1310 & 1330 U/Joint strap & two bolts

## Shim Kits

Part #	Description
SK 31402 [55014]	Pinion depth shim kit
SK SSM35 [55063]	Super carrier shim kit

## Small Parts

Part #	Description
YSPABS-009 [33216]	ABS tone ring, 51 tooth, 2.7"
YSPABS-012 [33219]	ABS tone ring, 54 tooth, 2.7"
YSPABS-014 [33221]	ABS tone ring, 54 tooth, 3.5"
YSPABS-031 [33551]	Axle ABS ring, 48 tooth, 3.85"
YSPBLT-008 [33038]	Ring gear bolt, 3/8"
YSPBLT-010 [33040]	Ring gear bolt, 7/16"
YSPBLT-048 [33230]	Cross pin bolt
YSPBLT-075 [33286]	Cover bolt
YSPCC-003 [33076]	C/Clip

## Small Parts (Cont.)

Part #	Description
YSPCS-010 [33093]	Crush sleeve
YSPPN-012 [33146]	Pinion nut
YSPRET-006 [33468]	Axle retainer plate, 3/8" bolt holes
YSPRET-011 [33473]	Axle retainer plate, "Super 35" rear
YSPRET-014 [33550]	Axle bearing retainer plate, 3 x 2 7/8"
YSPSTUD-001 [33171]	Axle stud
YSPSTUD-010 [33180]	Axle stud
YSPSTUD-011 [33181]	Axle stud
YSPTW-019 [33289]	Pinion gear thrust washer, Trac Loc only
YSPTW-021 [33291]	Pinion gear thrust washer, 0.685" I.D.
YSPTW-022 [33292]	Side gear thrust washer, 1.625" I.D.
YSPXP-014 [33319]	Cross pin shaft, standard open, roll pin design
YSPXP-015 [33320]	Roll pin for cross pin shaft
YSPXP-016 [33321]	Cross pin shaft, Trac Loc, bolt design
YSPXP-017 [33322]	Cross pin shaft, standard open, bolt design
YSPXP-029 [33334]	Roll pin for cross pin shaft

## Traction Aids & Spools

Part #	Description
YDGM35-4-27-1 [N/A]	Dura Grip Posi, 3.54 & up, 27 spline
YGLM35-4-27 [28016]	Grizzly Locker, 3.54 & up, 27 spline
YGLM35-4-30 [28017]	Grizzly Locker, 3.54 & up, 30 spline
YZLM35-4-27 [34027]	Zip Locker, 3.54 & up, 27 spline
YZLM35-4-30 [34028]	Zip Locker, 3.54 & up, 30 spline

## Carrier Cases

Part #	Description
YC D43233 [20021]	Trac Loc case, 3.54 & up
YC D44590 [20023]	Standard case, 3.54 & up, 1.560" side gear bore
YC D74054 [20061]	Standard loaded carrier, 3.54 & up
YC D74209 [20062]	Standard case, 3.54 & up, loaded
YC D75053 [20064]	Standard loaded carrier, 3.31 & down
YC D2007299 [20155]	Standard loaded carrier, '07-'09 Wrangler
YC D2007300 [30405]	Standard spider gear kit, '07-'09 Wrangler

## Covers & Cover Gaskets

Part #	Description
YCGM35 [23026]	Cover gasket
YHCC-M35 [29014]	Hardcore Differential Cover
YP C1-M35 [32020]	Chrome cover
YP C2-M35 [32032]	Polished aluminum cover
YP C5-M35-M [32335]	Steel Cover, w/ metal fill plug
YC D44649 [20148]	Bare standard case, 3.31 & down, 1.560" side gear bore

## Ball Joints

Part #	Description
YSPBJ-005 [33447]	Upper ball joint
YSPBJ-006 [33448]	Lower ball joint

## Seals

Part #	Description
YMS2146 [30019]	Outer axle seal, for use w/SET9 bearing
YMS4244 [30066]	Pinion seal, adapts D44 yoke for M35 housing
YMS470331N [30079]	Pinion seal
YMS473212 [30095]	Axle seal, early welded design
YMS473214 [30096]	Inner axle seal, for use w/SET9 bearing
YMS4857 [30114]	Axle seal
YMS8660S [30196]	Axle seal, 2.250" O.D., C/Clip axle
YMS1011 [30313]	Axle seal, Super 35
YMS2004101 [30370]	Pinion seal, late model Jeep





# Ford / AMC Model 35IFS

Ford

R/G Diameter: 7.562" / 194mm R/G Bolts: (8) 3/8" x 24 RH Cover Bolts: 10 Carrier Breaks: 3.31 / 3.55 Pinion Shaft Dia. / Spline: 1.406" / 26

## Ring & Pinion Gear Sets

Part #	Ratio
YG M35-307 [24178]	3.07, standard
YG M35-355 [24179]	3.55, standard
YG M35-373 [24180]	3.73, standard
YG M35-411 [24181]	4.11, standard
YG M35-456 [24182]	4.56, standard
YG M35-488 [24183]	4.88, standard
YG M35R-355R [24526]	3.55, reverse
YG M35R-411R [24529]	4.11, reverse
YG M35R-456R [24530]	4.56, reverse
YG M35R-488R [24213]	4.88, reverse
YG M35R-513R [24531]	5.13, reverse

## Overhaul & Install Kits

Part #	Description
YK M35-IFS [14112]	Master Overhaul kit, IFS Front
BK M35-IFS [11084]	Bearing installation kit, IFS Front
PK M35-IFS [13084]	Pinion installation kit, IFS Front
MK M35-IFS [12068]	Minimum installation kit, IFS Front
CK M35 [57011]	Carrier installation kit

## Yokes

Part #	Description
YY M35-1310-26S [41098]	1310 U/Joint, strap style
YY M35-1310-26U [41170]	1310 U/Joint, U-Bolt style
YY M35-1330-26L [41099]	1330 U/Joint, strap style
YY M35-7290-26S [41100]	7290 U/Joint, strap style
YY STR-004 [41195]	1310 & 1330 U/Joint strap & two bolts

## Shim Kits

Part #	Description
SK 31402 [55014]	Pinion depth shim kit
SK SSM35 [55063]	Super carrier shim kit

## Small Parts

Part #	Description
YSPBF-003 [33002]	Baffle
YSPBF-016 [33015]	Outer axle dust shield
YSPBF-021 [33020]	Outer slinger
YSPBLT-008 [33038]	Ring gear bolt, 3/8"
YSPBLT-075 [33286]	Cover bolt
YSPCS-010 [33093]	Crush sleeve
YSPPN-012 [33146]	Pinion nut
YSPSP-010 [33483]	Spindle nut washer for manual hub conversion
YSPSP-017 [33490]	Spindle nut for manual hub conversion
YSPSP-029 [33502]	Spindle bearing & seal kit, '93-'96 Ford
YSPSR-007 [33268]	Snap ring, inner axle
YSPSR-008 [33269]	Snap ring, outer axle
YSPSPR-001 [33263]	Spring kit for posi use in IFS Front
YSPXP-015 [33320]	.190", Roll pin for cross pin shaft
YSPXP-029 [33334]	.260", Roll pin for cross pin shaft

## Carrier Cases

Part #	Description
YC D707378 [20054]	Standard loaded carrier, IFS Front

## Seals

Part #	Description
YMS470331N [30079]	Pinion seal
YMS710043 [30138]	Inner axle seal, LH
YMS710428 [30154]	Stub axle seal, RH
YMS710429 [30155]	Stub axle seal, LH
YMSS1005 [30307]	Inner axle seal, RH

## Spindles

Part #	Description
YP SP707166 [32263]	Spindle, '90-'93
YP SP707341 [32265]	Spindle, '94-'96

# Spicer 25

Jeep

R/G Diameter: 7.75" R/G Bolts: (8) 3/8" x 24 RH Cover Bolts: 10 Carrier Breaks: 3.75 / 3.92 Pinion Shaft Dia. / Spline: 1.375" / 10

## Spider Gear Sets

Part #	Description
YPKD27-S-10 [16069]	Standard spider gear kit, 10 spline
YPKD30-PC-P/L [16149]	Powr Lok clutch kit

## Overhaul & Install Kits

Part #	Description
YK D25 [14013]	Master Overhaul kit
BK D25 [11012]	Bearing installation kit
PK D25 [13012]	Pinion installation kit
MK D25 [12009]	Minimum installation kit

## Shim Kits

Part #	Description
SK 706386 [55023]	Complete shim kit

## Small Parts

Part #	Description
YSPBF-003 [33002]	Oil baffle
YSPBF-012 [33011]	Inner slinger
YSPBF-013 [33012]	Outer slinger
YSPBLT-008 [33038]	Ring gear bolt
YSPBLT-075 [33286]	Cover bolt
YSPPN-009 [33143]	Pinion nut
YSPPN-029 [33163]	Pinion nut washer
YSPTW-012 [33282]	Pinion gear thrust washer
YSPTW-014 [33284]	Side gear thrust washer

## Seals

Part #	Description
YMS5778 [30128]	Pinion seal
YMS99155 [30222]	Pinion yoke redi sleeve
YMS40576S [30050]	Inner axle seal

AMC / SPICER



# Spicer 27

Jeep

R/G Diameter: 7.12" R/G Bolts: (8) 3/8" x 24 RH Cover Bolts: 10 Carrier Breaks: 3.73 / 3.92 Pinion Shaft Dia. / Spline: 1.375" / 26

## Spider Gear Sets

Part #	Description
YPKD27-S-10 [16069]	Standard spider gear kit, 10 spline
YPKD30-PC-P/L [16149]	Powr Lok clutch kit

## Overhaul & Install Kits

Part #	Description
YK D27 [14014]	Master Overhaul kit
BK D27 [11013]	Bearing installation kit
PK D27 [13013]	Pinion installation kit
MK D27 [12010]	Minimum installation kit

## Shim Kits

Part #	Description
SK 706377 [55022]	Complete shim kit

## Small Parts

Part #	Description
YSPBF-003 [33002]	Oil baffle
YSPBF-012 [33011]	Inner slinger
YSPBF-013 [33012]	Outer slinger
YSPBLT-008 [33038]	Ring gear bolt
YSPBLT-075 [33286]	Cover bolt
YSPPN-009 [33143]	Pinion nut
YSPPN-029 [33163]	Pinion nut washer
YSPTW-012 [33282]	Pinion gear thrust washer
YSPTW-014 [33284]	Side gear thrust washer

## Seals

Part #	Description
YMS40576S [30050]	Inner axle seal
YMS5778 [30128]	Pinion seal
YMS99155 [30222]	Pinion Redi-Sleeve
YP WK-001 [32302]	Wiper kit

# Spicer 28

Ford Ranger IFS, Mariner, Escape

R/G Diameter: 6.625" R/G Bolts: (10) 3/8" x 24 RH Cover Bolts: 12 Carrier Breaks: 3.45 / 3.73 Pinion Shaft Dia. / Spline: 1.312" / 23

## Spider Gear Sets

Part #	Description
YPKD28-S-27 [16070]	Standard spider gear kit, 27 spline
YPKC8.25-PC-T/L [16147]	Trac Loc clutch kit

## Overhaul & Install Kits

Part #	Description
YK D28 [14015]	Master Overhaul kit, IFS Front
YK D28-IRS [14137]	Master Overhaul kit, ind. rear suspension
BK D28 [11014]	Bearing installation kit
PK D28 [13014]	Pinion installation kit, IFS Front
MK D28 [12011]	Minimum installation kit, IFS Front

## Yokes

Part #	Description
YY D28-1310-23S [41135]	1310 U/Joint, strap style

## Shim Kits

Part #	Description
SK 707082 [55026]	Complete shim kit

## Small Parts

Part #	Description
YB AX-012 [18058]	Side bearing
YSPBF-017 [33016]	Oil baffle
YSPBF-035 [33229]	Baffle kit
YSPBLT-008 [33038]	Ring gear bolt
YSPCS-007 [33090]	Crush sleeve, IRS only
YSPCS-008 [33091]	Crush sleeve
YSPPN-009 [33143]	Pinion nut
YSPPN-029 [33163]	Pinion nut washer
YSPSPR-001 [33263]	Spring kit for posi use in IFS Front

## Small Parts (Cont.)

Part #	Description
YSPSR-005 [33266]	Snap ring, outer axle
YSPSR-007 [33268]	Snap ring, inner axle
YSPSR-008 [33269]	Snap ring, outer axle
YSPSP-005 [33478]	Spindle nut retainer, '92 & down
YSPSP-010 [33483]	Spindle nut washer for
YSPSP-014 [33487]	Washer (fits under snap ring)
YSPSP-015 [33488]	Spindle nut washer
YSPSP-016 [33489]	Spindle nut, '92 & down
YSPSP-017 [33490]	Spindle nut for manual hub conversion
YSPSP-026 [33499]	Spindle bearing & seal kit
YSPSP-029 [33502]	Spindle bearing & seal kit, '93-'96 Ford
YSPSP-031 [33504]	Spindle nut, '92 & down
YSPSP-032 [33505]	Spindle nut retainer & pin assembly, '93 & up
YSPTW-015 [33285]	Side gear thrust washer
YP W27988 [32296]	Spindle nut kit, '83-'89 Bronco II & Ranger
YP W32720 [32297]	Spindle nut kit, '90-'97 Explorer & Ranger

## Seals

Part #	Description
YMS3543 [30036]	RH Front axle seal
YMS710065 [30139]	LH Front axle seal
YMS1003 [30305]	Pinion seal, IFS Front
YMSF1011 [30263]	Pinion seal, IRS rear
YMSF1012 [30264]	IRS axle seal

## Spindles

Part #	Description
YP SP706901 [32342]	Spindle, 4 5/16" long, 1.625" brg journals

# Spicer 30 CS

'92-'96 ZJ Grand Cherokee

R/VG Diameter: 7.20" / 181mm R/VG Bolts: (10) 3/8" x 24 RH Cover Bolts: 10 Carrier Breaks: 3.54 / 3.73 Pinion Shaft Dia. / Spline: 1.375" / 26

## Ring & Pinion Gear Sets

Part #	Ratio
YG D30CS-355CS [24265]	3.55
YG D30CS-373CS [24266]	3.73
YG D30CS-410CS [24587]	4.10

## Spider Gear Sets

Part #	Description
YPKD30-S-27 [16073]	Standard spider gear kit, 27 spline
YPKD30-PC-P/L [16149]	Powr Lok clutch kit

## Overhaul & Install Kits

Part #	Description
YK D30-CS [14016]	Master Overhaul kit
BK D30-CS [11015]	Bearing installation kit
PK D30-CS [13015]	Pinion Installation kit
MK D30-CS [12012]	Minimum installation kit
CK D30 [57002]	Carrier installation kit

## Yokes

Part #	Description
YY D44-1310-26S [41017]	1310 U/Joint, strap style
YY D44-1310-26U [41018]	1310 U/Joint, U-bolt style
YY D44-1330-26S [41019]	1330 U/Joint, strap style
YY D44-1330-26U [41020]	1330 U/Joint, U-bolt style
YY D44-1350-26S [41021]	1350 U/Joint, strap style
YY STR-004 [41195]	1310 & 1330 U/Joint strap & two bolts
YY UB-002 [41198]	1310 U/Joint U-Bolt kit
YY UB-003 [41199]	1330 U/Joint U-Bolt kit

## Shim Kits

Part #	Description
SK 31402 [55014]	Pinion depth shim kit
SK 706087 [55018]	Carrier shim kit
SK 706377 [55022]	Complete shim kit

## Small Parts

Part #	Description
YSPABS-013 [33220]	ABS tone ring, 54 tooth
YSPBF-003 [33002]	Oil baffle
YSPBF-012 [33011]	Outer slinger
YSPBF-013 [33012]	Inner slinger
YSPBLT-006 [33036]	Ring gear bolt, 1/2"
YSPBLT-008 [33038]	Ring gear bolt, 3/8"
YSPBLT-075 [33286]	Cover bolt
YSPCS-004 [33087]	Crush sleeve
YSPPN-009 [33143]	Pinion nut
YSPPN-029 [33163]	Pinion nut washer

## Small Parts (Cont.)

Part #	Description
YSPTW-014 [33284]	Side gear thrust washer
YSPTW-015 [33285]	Pinion gear thrust washer
YSPXP-007 [33312]	Roll pin for cross pin shaft
YSPXP-011 [33316]	Cross pin shaft, standard open

## Traction Aids & Spools

Part #	Description
YGLD30-4-27 [28000]	Grizzly Locker, 3.73 & up, 27 spl
YGLD30-4-30 [28029]	Grizzly Locker, 3.73 & up, 30 spl
YZLD30-4-27 [34016]	Zip Locker, 3.73 & up, 27 spline
YZLD30-4-30 [34017]	Zip Locker, 3.73 & up, 30 spline

## Heavy-Duty Front axle U/Joint s

Part #	Description
YP SJ-297X-203 [32083]	Super Joint kit, 2 joints + full circle clips, grease & grease gun
YP SJ-297X-202 [32082]	2 Super Joints w/Full circle clips. No grease or grease gun
YP SJ-297X-201 [32081]	1 Super Joint, w/Full circle clips. No grease or grease gun

## Carrier Cases

Part #	Description
YC D706007 [20025]	Standard case, 3.54 & down
YC D706008 [20026]	Standard case, 3.73 & up
YC D706008-X [20114]	Standard case, 3.73 & up, with small parts

## Covers & Cover Gaskets

Part #	Description
YCGD30 [23003]	Cover gasket
YHCC-D30 [29103]	Hardcore Differential Cover
YP C1-D30-STD [32003]	Chrome cover
YP C2-D30-STD [32021]	Polished aluminum cover
YP C5-D30-STD [32316]	Steel Cover

## Seals

Part #	Description
YMS5778 [30128]	Pinion seal
YMS710068 [30141]	Inner axle seal
YMS473210 [30094]	Inner axle seal, w/30 spline Axles
YMS1009 [30311]	Inner axle seal, w/30 spline Axles

## Unit Bearings

Part #	Description
YB U513158 [18008]	ZJ Unit Bearing



**Master Overhaul Kit**

**SPICER**

# Spicer 30 Reverse Rotation

Jeep, Pinion enters housing above axle centerline

R/VG Diameter: 7.20" / 181mm R/VG Bolts: (10) 3/8" x 24 RH Cover Bolts: 10 Carrier Breaks: 3.54 / 3.73 Pinion Shaft Dia. / Spline: 1.375" / 26

## Ring & Pinion Gear Sets

Part #	Ratio
YG D30R-308R [24270]	3.08
YG D30R-354R [24271]	3.54
YG D30R-373R [24272]	3.73
YG D30R-411R [24023]	4.11
YG D30R-456R [24024]	4.56
YG D30R-488R [24025]	4.88
YG D30R-513R [24630]	5.13

## Brake Rotors

Part #	Description
YP BR-03 [32354]	Brake rotor for YA WU-07 Spin Free Kit
YP BR-04 [32355]	Brake rotor for YA WU-08 Spin Free Kit

## Spider Gear Sets

Part #	Description
YPKD30-S-27 [16073]	Standard spider gear kit, 27 spline
YPKD30-PC-P/L [16149]	Powr Lok clutch kit

## Overhaul & Install Kits

Part #	Description
YK D30-F [14017]	Front Master Overhaul kit
BK D30-F [11016]	Front bearing installation kit
PK D30-F [13016]	Front pinion installation kit
MK D30-F [12013]	Front minimum installation kit
CK D30 [57002]	Carrier installation kit

## Yokes

Part #	Description
YY D44-1310-26S [41017]	1310 U/Joint, strap style
YY D44-1310-26U [41018]	1310 U/Joint, U-bolt style
YY D44-1330-26S [41019]	1330 U/Joint, strap style
YY D44-1330-26U [41020]	1330 U/Joint, U-bolt style
YY D44-1350-26S [41021]	1350 U/Joint, strap style
YY STR-004 [41195]	1310 & 1330 U/Joint strap & two bolts
YY UB-002 [41198]	1310 U/Joint U-Bolt kit
YY UB-003 [41199]	1330 U/Joint U-Bolt kit

## Shim Kits

Part #	Description
SK 31402 [55014]	Pinion depth shims
SK 706087 [55018]	Carrier shims
SK 706377 [55022]	Complete shim kit, Front only
SK 706386 [55023]	Complete shim kit

## Small Parts

Part #	Description
YB AX-004 [18050]	Disconnect axle pilot brg for intermediate shaft, .813" O.D
YB AX-014 [18060]	Disconnect intermediate shaft bushing
YSPABS-013 [33220]	ABS tone ring
YSPBF-003 [33002]	Oil baffle
YSPBF-012 [33011]	Outer slinger
YSPBF-013 [33012]	Inner slinger
YSPBF-016 [33015]	Outer axle dust shield
YSPBF-037 [33442]	Inner axle dust shield
YSPBLT-008 [33038]	Ring gear bolt
YSPBLT-052 [33234]	Powr Lok case bolt
YSPBLT-075 [33286]	Cover bolt
YSPPN-009 [33143]	Pinion nut
YSPPN-029 [33163]	Pinion nut washer
YSPSP-001 [33474]	Wheel hub spindle nut, w/o washer
YSPSP-002 [33475]	Spindle nut kit
YSPSP-009 [33482]	Spindle bearing seal
YSPSP-025 [33498]	Spindle bearing & seal kit, w/ washer

## Small Parts (Cont.)

Part #	Description
YSPSR-005 [33266]	Snap ring, outer axle
YSPSR-007 [33268]	Snap ring, inner axle
YSPTW-014 [33284]	Side gear thrust washer
YSPTW-015 [33285]	Pinion gear thrust washer
YSPTW-075 [33534]	Outer stub thrust washer
YSPXP-007 [33312]	Roll pin for cross pin shaft
YSPXP-011 [33316]	Cross pin shaft, standard open
YSPXP-062 [33536]	Powr Lok button kit

## Traction Aids & Spools

Part #	Description
YGLD30-4-27 [28000]	Grizzly Locker, 3.73 & up, 27 spl
YGLD30-4-30 [28029]	Grizzly Locker, 3.73 & up, 30 spl
YZLD30-4-27 [34016]	Zip Locker, 3.73 & up, 27 spline
YZLD30-4-30 [34017]	Zip Locker, 3.73 & up, 30 spline

## Heavy-Duty Front Axle U/Joint s

Part #	Description
YP SJ-297X-203 [32083]	Super Joint kit, 2 joints + full circle, clips grease & grease gun
YP SJ-297X-202 [32082]	2 Super Joints w/Full circle clips, No grease or grease gun
YP SJ-297X-201 [32081]	1 Super Joint, w/Full circle clips, No grease or grease gun

## Carrier Cases

Part #	Description
YC D706007 [20025]	Standard case, 3.54 & down
YC D706008 [20026]	Standard case, 3.73 & up
YC D706008-X [20114]	Standard case, 3.73 & up, with small parts

## Covers & Cover Gaskets

Part #	Description
YCGD30 [23003]	Cover gasket
YCGD30-DISCO [23004]	Disconnect gasket
YHCC-D30 [29103]	Hardcore Differential Cover
YP C1-D30-REV [32002]	Chrome cover
YP C5-D30-REV [32315]	Steel cover

## Ball Joint

Part #	Description
YSPBJ-011 [33453]	Ball joint kit

## Seals

Part #	Description
YMS5778 [30128]	Pinion seal
YMS484054 [30113]	Disconnect block-off seal
YMS710068 [30141]	Inner axle seal, 27 spline Axles
YMS473210 [30094]	Disconnect axle seal, 30 spline Axles
YMSS1009 [30311]	Inner axle seal, 30 spline Axles
YMSS1004 [30306]	Disconnect axle seal, 27 spl, 2.290" O.D.
YMSS1008 [30310]	Disconnect axle seal, 27 spl, 2.131" O.D.

## Unit Bearings

Part #	Description
YB U43378 [18001]	Unit bearing, '84-'90
YB U43379 [18002]	Unit bearing, '91 & up

## Spin Free Kits

Part #	Description
YA WU-07 [21731]	XJ & YJ, 5 x 4.5" bolt pattern
YA WU-08 [21732]	XJ & YJ, 5 x 5.5" bolt pattern

# Spicer 30 Standard Rotation

Jeep, Bronco, Scout. Pinion enters housing below axle centerline

R/G Diameter: 7.20"/181mm R/G Bolts: (10) 3/8" x 24 RH Cover Bolts: 10 Carrier Breaks: 3.54/3.73 Pinion Shaft Dia./Spline: 1.375"/26

## Ring & Pinion Gear Sets

Part #	Ratio
YG D30-308 [24261]	3.08
YG D30-354 [24018]	3.54
YG D30-373 [24019]	3.73
YG D30-390 [24569]	3.90
YG D30-411 [24020]	4.11
YG D30-427 [24263]	4.27
YG D30-456 [24021]	4.56
YG D30-488 [24022]	4.88
YG D30-538 [24264]	5.38

## Spider Gear Sets

Part #	Description
YPKD30-S-27 [16073]	Standard spider gear kit, 27 spline
YPKD30-PC-P/L [16149]	Powr Lok clutch kit

## Overhaul & Install Kits

Part #	Description
YK D30-F [14017]	Front Master Overhaul kit
YK D30-R [14018]	Rear Master Overhaul kit
BK D30-F [11016]	Front bearing installation kit
BK D30-R [11017]	Rear bearing installation kit
PK D30-F [13016]	Front pinion installation kit
PK D30-R [13017]	Rear pinion installation kit
MK D30-F [12013]	Front minimum installation kit
MK D30-R [12014]	Rear minimum installation kit
CK D30 [57002]	Carrier installation kit

## Yokes

Part #	Description
YY D44-1310-26S [41017]	1310 U/Joint, strap style
YY D44-1310-26U [41018]	1310 U/Joint, U-bolt style
YY D44-1330-26S [41019]	1330 U/Joint, strap style
YY D44-1330-26U [41020]	1330 U/Joint, U-bolt style
YY D44-1350-26S [41021]	1350 U/Joint, strap style
YY STR-004 [41195]	1310 & 1330 U/Joint strap & two bolts
YY UB-002 [41198]	1310 U/Joint U-Bolt kit
YY UB-003 [41199]	1330 U/Joint U-Bolt kit

## Traction aids & spools

Part #	Description
YGLD30-4-27 [28000]	Grizzly Locker, 3.73 & up, 27 spl
YGLD30-4-30 [28029]	Grizzly Locker, 3.73 & up, 30 spl
YZLD30-4-27 [34016]	Zip Locker, 3.73 & up, 27 spline
YZLD30-4-30 [34017]	Zip Locker, 3.73 & up, 30 spline

## Small Parts

Part #	Description
YSPBF-003 [33002]	Oil baffle
YSPBF-012 [33011]	Outer slinger
YSPBF-013 [33012]	Inner slinger
YSPBF-016 [33015]	Outer axle dust shield
YSPBF-037 [33442]	Inner axle dust shield
YSPBLT-008 [33038]	Ring gear bolt
YSPBLT-052 [33234]	Powr Lok case bolt
YSPBLT-075 [33286]	Cover bolt
YSPPN-009 [33143]	Pinion nut
YSPPN-029 [33163]	Pinion nut washer
YSPSP-001 [33474]	Wheel hub spindle nut, w/o washer
YSPSP-002 [33475]	Spindle nut kit
YSPSP-009 [33482]	Spindle bearing seal
YSPSP-025 [33498]	Spindle bearing & seal kit, w/ washer
YSPSR-005 [33266]	Snap ring, outer axle
YSPSR-007 [33268]	Snap ring, inner axle
YSPTW-014 [33284]	Side gear thrust washer

## Small Parts (Cont.)

Part #	Description
YSPTW-015 [33285]	Pinion gear thrust washer
YSPTW-075 [33534]	Outer stub thrust washer
YSPXP-007 [33312]	Roll pin for cross pin shaft
YSPXP-011 [33316]	Cross pin shaft, standard open
YSPXP-062 [33536]	Powr Lok button kit

## Heavy-Duty Front axle U/Joint s

Part #	Description
YP SJ-297X-203 [32083]	Super Joint kit, 2 joints + full circle clips, grease & grease gun
YP SJ-297X-202 [32082]	2 Super Joints w/Full circle clips. No grease or grease gun
YP SJ-297X-201 [32081]	1 Super Joint, w/Full circle clips. No grease or grease gun

## Carrier Cases

Part #	Description
YC D706007 [20025]	Standard case, 3.54 & down
YC D706008 [20026]	Standard case, 3.73 & up
YC D706008-X [20114]	Standard case, 3.73 & up, with small parts

## Covers & Cover Gaskets

Part #	Description
YCGD30 [23003]	Cover gasket
YHCC-D30 [29103]	Hardcore Differential Cover
YP C1-D30-STD [32003]	Chrome cover
YP C2-D30-STD [32021]	Polished aluminum cover
YP C5-D30-STD [32316]	Steel Cover

## Ball Joints

Part #	Description
YSPBJ-011 [33453]	Ball joint kit
YSPBJ-012 [33454]	Ball joint kit

## Shim Kits

Part #	Description
SK 31402 [55014]	Pinion depth shim kit
SK 706087 [55018]	Carrier shim kit
SK 706377 [55022]	Complete shim kit, Front only
SK 706386 [55023]	Complete shim kit, Front or rear

## Seals

Part #	Description
YMS4131 [30054]	Wheel seal
YMS5778 [30128]	Pinion seal
YMS442874 [30071]	Outer axle seal, IHC
YMS480570 [30111]	Axle seal, '66-'71 Bronco outer
YMS493637 [30116]	Front wheel seal, '84-'86 CJ
YMS710068 [30141]	Inner axle seal, 27 spline Axles
YMS1009 [30311]	Inner axle seal, 30 spline Axles
YP WK-001 [32302]	Wiper kit

## Spindles

Part #	Description
YP SP706537 [32258]	'79-'86 Jeep Front spindle

## Axle Bearing & Seal Kits

Part #	Description
AK F-J01 [10030]	Axle bearing & seal kit, '76-'83
AK F-J02 [10031]	Axle bearing & seal kit, '84-'86
AK D44-NUTS-CJ [10053]	Spindle nut & washer kit

SPICER



# Spicer 30 JK

JK Non-Rubicon Front

R/G Diameter: 7.33" / 186mm R/G Bolts: (10) 7/16" or 1/2" Cover Bolts: 10 Carrier Breaks: 3.54 / 3.73 Pinion Shaft Dia. / Spline: 1.625" / 24

## Ring & Pinion Gear Sets

Part #	Ratio
YG D30SR-373JK [24676]	3.73
YG D30SR-411JK [24598]	4.11
YG D30SR-456JK [24599]	4.56
YG D30SR-488JK [24275]	4.88
YG D30SR-513JK [24276]	5.13

## Overhaul & Install Kits

Part #	Description
YK D30-JK [14138]	Master Overhaul kit
BK D30-JK [11100]	Bearing installation kit
PK D30-JK [13097]	Pinion installation kit
MK D30-JK [12079]	Minimum installation kit

## Yokes

Part #	Description
YY C68004070 [41123]	Pinion flange
YY D44-1350-24U [41220]	1350 U/Joint, U-Bolt style
YY D44-1310-24U [41218]	1310 U/Joint, U-Bolt style

## Shim Kits

Part #	Description
SK 25300 [55009]	Pinion depth shim kit
SK SSM35 [55063]	Carrier shim kit
SK CSJK-F [55077]	Crush sleeve eliminator kit

## Small Parts

Part #	Description
YSPBF-010 [33009]	Inner slinger
YSPBF-011 [33010]	Outer slinger
YSPBLT-006 [33036]	1/2" Ring gear bolt

## Small Parts (Cont.)

## Part #

Part #	Description
YSPBLT-008 [33038]	3/8" Ring gear bolt
YSPBLT-010 [33040]	7/16" Ring gear bolt
YSPBLT-027 [33056]	3/8" to 7/16" ring gear bolt spacer
YSPBLT-075 [33286]	Cover bolt
YSPCS-048 [33130]	Crush sleeve
YSPPN-012 [33146]	Pinion nut

## Spin Free Kit

Part #	Description
YA WU-15	'07-'17 Jeep JK, Front

## Traction Aids & Spools

Part #	Description
YGLD30-4-27 [28000]	Grizzly Locker, 3.73 & up, 27 spline
YGLD30-4-30 [28029]	Grizzly Locker, 3.73 & up, 30 spline
YZLD30-4-27 [34016]	Zip Locker, 3.73 & up, 27 spline
YZLD30-4-30 [34017]	Zip Locker, 3.73 & up, 30 spline

## Covers & Cover Gaskets

Part #	Description
YCGD30 [23003]	Cover Gasket
YHCC-D30 [29103]	Hardcore Differential Cover
YC D2010999 [20150]	Loaded standard case, 3.73 & up

## Ball Joints

Part #	Description
YSPBJ-001 [33443]	Ball joint kit

## Seals

Part #	Description
YMSC1020 [30249]	Pinion seal
YMSS1009 [30311]	Inner axle seal, 30 spline axles
YMSS1023 [30363]	Inner axle seal, 2-piece design

# Spicer 30 Super

'99-'04 WJ Grand Cherokee & '01 & up IFS Ford Explorer

R/G Diameter: 7.33" / 186mm R/G Bolts: (10) 3/8" x 24 RH Cover Bolts: 10 Carrier Breaks: 3.54 / 3.73 Pinion Shaft Dia. / Spline: 1.375" / 26

## Ring & Pinion Gear Sets

Part #	Ratio
YG D30CS-355CS [24265]	3.55
YG D30CS-373CS [24266]	3.73
YG D30CS-410CS [24587]	4.10
YG D30HD-355L [24267]	3.55
YG D30HD-373L [24268]	3.73
YG D30HD-410L [24269]	4.10

## Spider Gear Sets

Part #	Description
YPKD30-S-27 [16073]	Standard spider gear kit, 27 spline
YPKD30-S-27-KJ [16074]	Standard spider gear kit, Jeep Liberty

## Overhaul & Install Kits

Part #	Description
YK D30-SUP [14139]	Master Overhaul kit, Jeep & Chrysler
YK D30-SUP-Ford [14140]	Master Overhaul kit, Ford only
YK D30-SUP-FORD-B [14222]	Master Overhaul kit, '06-'10 Ford
YK D30-SUP-KJ [14141]	Master Overhaul kit, Jeep Liberty
CK D30 [57002]	Carrier installation kit

## Yokes

Part #	Description
YY C5066050AB [41116]	'01-'07 Jeep Liberty Front
YY C68019323AA [41116]	'07-'11 Dodge Nitro Front
YY D44-1310-26S [41017]	1310 U/Joint, strap style

## Yokes (Cont.)

Part #	Description
YY D44-1310-26U [41018]	1310 U/Joint, U-bolt style
YY D44-1330-26S [41019]	1330 U/Joint, strap style
YY D44-1330-26U [41020]	1330 U/Joint, U-bolt style
YY D44-1350-26S [41021]	1350 U/Joint, strap style
YY M35-1310-26S [41098]	'07 & up Ford Explorer Front
YY STR-004 [41195]	1310 & 1330 U/Joint strap & two bolts

## Small Parts

Part #	Description
YB AX-007 [18053]	Jeep Liberty outer axle bearing
YSPBF-003 [33002]	Oil baffle
YSPBF-012 [33011]	Outer slinger
YSPBF-013 [33012]	Inner slinger
YSPBF-021 [33020]	Outer oil slinger
YSPBLT-008 [33038]	3/8" Ring gear bolt
YSPBLT-010 [33040]	7/16" Ring gear bolt
YSPBLT-075 [33286]	Cover bolt
YSPCS-004 [33087]	2.400" Crush sleeve
YSPCS-007 [33090]	1.375" Crush sleeve
YSPCS-048 [33130]	Jeep Liberty, Crush sleeve
YSPPN-009 [33143]	Pinion nut
YSPPN-029 [33163]	Pinion nut washer
YSPTW-014 [33284]	Side gear thrust washer
YSPTW-015 [33285]	Pinion gear thrust washer
YSPXP-007 [33312]	Roll pin for cross pin shaft
YSPXP-011 [33316]	Cross pin shaft, standard open

Continued on next page

# Spicer 30 Super (Cont.)

'99-'04 WJ Grand Cherokee & '01 & up IFS Ford Explorer

R/G Diameter: 7.33" / 186mm R/G Bolts: (10) 3/8" x 24 RH Cover Bolts: 10 Carrier Breaks: 3.54 / 3.73 Pinion Shaft Dia. / Spline: 1.375" / 26

## Traction aids & spools

Part #	Description
YGLD30-4-27 [28000]	Grizzly Locker, 3.73 & up, 27 spl
YGLD30-4-30 [28029]	Grizzly Locker, 3.73 & up, 30 spl
YZLD30-4-27 [34016]	Zip Locker, 3.73 & up, 27 spline
YZLD30-4-30 [34017]	Zip Locker, 3.73 & up, 30 spline

## Seals

Part #	Description
YMS5778 [30128]	Pinion seal, Jeep & Chrysler
YMS710068 [30141]	Axle seal, Jeep & Chrysler
YMS470331N [30079]	Pinion seal, Ford
YMS710428 [30154]	Axle seal, RH Ford
YMS710429 [30155]	Axle seal, LH Ford
YMS8873 [30203]	Pinion Seal, '01 & up WJ Grand Cherokee
YMSC1006 [30235]	Pinion seal, Jeep Liberty
YMS1017 [30319]	Outer axle seal, Jeep Liberty

## Shim Kits

Part #	Description
SK 31402 [55014]	Pinion depth shim kit
SK 706386 [55023]	Complete shim kit

## Carrier Cases

Part #	Description
YC D706007 [20025]	Standard case, 3.54 & down
YC D706008 [20026]	Standard case, 3.73 & up
YC D706008-X [20114]	Standard case, 3.73 & up, w/ small parts
YC D708115 [20058]	Standard case, 3.73 & up, loaded, Jeep Liberty only
YC D708254 [20059]	Standard case, 3.54 & down, loaded, Jeep Liberty only

## Covers & Cover Gaskets

Part #	Description
YCGD30 [23003]	Cover gasket
YHCC-D30 [29103]	Hardcore Differential Cover
YP C1-D30-STD [32003]	Chrome cover
YP C2-D30-STD [32021]	Polished aluminum cover
YP C5-D30-STD [32316]	Steel cover

## Ball Joints

Part #	Description
YSPBJ-015 [33457]	Ball joint kit

# Spicer 30 TJ

'00 & up XJ, mid '96-'98 ZJ, TJ Wrangler

R/G Diameter: 7.20" / 181mm R/G Bolts: (10) 3/8" x 24 RH Cover Bolts: 10 Carrier Breaks: 3.54 / 3.73 Pinion Shaft Dia. / Spline: 1.375" / 26

## Ring & Pinion Gear Sets

Part #	Ratio
YG D30S-308TJ [24273]	3.08
YG D30S-355TJ [24274]	3.55
YG D30S-373TJ [24026]	3.73
YG D30S-411TJ [24027]	4.11
YG D30S-456TJ [24028]	4.56
YG D30S-488TJ [24029]	4.88
YG D30S-513TJ [24631]	5.13

## Spider Gear Sets

Part #	Description
YPKD30-S-27 [16073]	Standard spider gear kit, 27 spline

## Covers & Cover Gaskets

Part #	Description
YCGD30 [23003]	Cover Gasket
YHCC-D30 [29103]	Hardcore Differential Cover

## Overhaul & Install Kits

Part #	Description
YK D30-TJ [14019]	Master Overhaul kit
BK D30-TJ [11018]	Bearing installation kit
PK D30-TJ [13018]	Pinion installation kit
MK D30-TJ [12015]	Minimum installation kit
CK D30 [57002]	Carrier installation kit

## Yokes

Part #	Description
YY D44-1310-26S [41017]	1310 U/Joint, strap style
YY D44-1310-26U [41018]	1310 U/Joint, U-bolt style
YY D44-1330-26S [41019]	1330 U/Joint, strap style
YY D44-1330-26U [41020]	1330 U/Joint, U-bolt style
YY D44-1350-26S [41021]	1350 U/Joint, strap style
YY STR-004 [41195]	1310 & 1330 U/Joint strap & two bolts
YY UB-002 [41198]	1310 U/Joint U-Bolt kit
YY UB-003 [41199]	1330 U/Joint U-Bolt kit

## Unit Bearings

Part #	Description
YB U513158 [18008]	'00-'06 TJ

## Shim Kits

Part #	Description
SK 31402 [55014]	Pinion depth shim kit
SK 706087 [55018]	Carrier shim kit
SK 706386 [55023]	Complete shim kit, Front or rear

## Small Parts

Part #	Description
YSPABS-013 [33220]	ABS tone ring
YSPBF-003 [33002]	Oil baffle
YSPBF-012 [33011]	Outer slinger
YSPBF-013 [33012]	Inner slinger
YSPBF-016 [33015]	Outer axle dust shield
YSPBLT-008 [33038]	Ring gear bolt
YSPBLT-052 [33234]	Powr Lok case bolt
YSPBLT-075 [33286]	Cover bolt
YSPCS-007 [33090]	Crush sleeve
YSPPN-009 [33143]	Pinion nut
YSPPN-029 [33163]	Pinion nut washer
YSPSR-005 [33266]	Snap ring, outer axle
YSPSR-007 [33268]	Snap ring, inner axle
YSPTW-014 [33284]	Side gear thrust washer
YSPTW-015 [33285]	Pinion gear thrust washer
YSPXP-007 [33312]	Roll pin for cross pin shaft
YSPXP-011 [33316]	Cross pin shaft, standard open

## Brake Rotors

Part #	Description
YP BR-03 [32354]	Brake rotor for YA WU-07 Spin Free Kit
YP BR-04 [32355]	Brake rotor for YA WU-08 Spin Free Kit

## Traction aids & spools

Part #	Description
YGLD30-4-27 [28000]	Grizzly Locker, 3.73 & up, 27 spl
YGLD30-4-30 [28029]	Grizzly Locker, 3.73 & up, 30 spl
YZLD30-4-27 [34016]	Zip Locker, 3.73 & up, 27 spline
YZLD30-4-30 [34017]	Zip Locker, 3.73 & up, 30 spline

# SPICER



# Spicer 36-ICA

Corvette ICA /IRS

R/G Diameter: 7.75" R/G Bolts: (10) 3/8" x 24 RH Cover Bolts: 10 Carrier Breaks: 2.73 / 3.07 Pinion Shaft Dia. / Spline: 1.375" / 26

## Ring & Pinion Gear Sets

Part #	Ratio
YG D36-354 [24280]	3.54
YG D36-354T [24281]	3.54 Thick
YG D36-373 [24282]	3.73
YG D36-373T [24283]	3.73 Thick

## Overhaul & Install Kits

Part #	Description
YK D36-VET [14020]	Master Overhaul kit
BK D36-VET [11019]	Bearing installation kit
PK D36-VET [13019]	Pinion installation kit
MK D36-VET [12016]	Minimum installation kit

## Spider Gear Sets

Part #	Description
YPKC8.25-PC-T/L [16147]	Trac Loc clutch kit

## Shim Kits

Part #	Description
SK 706386 [55023]	Complete shim kit

## Small Parts

Part #	Description
YB AX-012 [18058]	Side bearing
YSPPN-009 [33143]	Pinion nut
YSPPN-029 [33163]	Pinion nut washer

## Dropout Gasket

Part #	Description
YCGD36-VET-10 [23005]	Dropout Gasket

## Seals

Part #	Description
YMS3543 [30036]	Side seal
YMS5778 [30128]	Pinion seal

# Spicer 44 Standard Rotation

GM, Ford, International, Jeep.  
Pinion enters housing below axle centerline

R/G Diameter: 8.5" / 216mm R/G Bolts: (10) 3/8" or 7/16" x 24 RH Cover Bolts: 10 Carrier Breaks: 3.73 / 3.92 Pinion Shaft Dia. / Spline: 1.375" / 26

## Ring & Pinion Gear Sets

Part #	Ratio
YG D44-308 [24285]	3.08
YG D44-331 [24286]	3.31
YG D44-354 [24030]	3.54
YG D44-373 [24031]	3.73
YG D44-392 [24032]	3.92
YG D44-411 [24033]	4.11
YG D44-411T [24034]	4.11, thick
YG D44-411T-RUB [24041]	4.11 Thick, Rubicon
YG D44-427 [24035]	4.27
YG D44-456 [24036]	4.56
YG D44-456T [24037]	4.56 Thick
YG D44-456T-RUB [24038]	4.56 Thick, Rubicon
YG D44-488 [24039]	4.88
YG D44-488T [24040]	4.88, thick
YG D44-488T-RUB [24041]	4.88, Thick, Rubicon
YG D44-513 [24042]	5.13
YG D44-513T [24043]	5.13 Thick
YG D44-513T-RUB [24044]	5.13 Thick, Rubicon
YG D44-538 [24045]	5.38
YG D44-589 [24046]	5.89

## Spider Gear Sets

Part #	Description
YPKC8.75-PC [16148]	Powr Lok clutch kit, OEM posi only
YPKD44-P-30 [16168]	Dura Grip Posi spider gear set, 30 spline, no clutches
YPKD44-PC-01 [16171]	Powr-Lok drive Belleville plate
YPKD44-PC-02 [16172]	Powr-Lok drive flat plate
YPKD44-PC-03 [16173]	Powr-Lok driven flat plate
YPKD44-PC-04 [16174]	Powr-Lok driven Belleville plate
YPKD44-PC-SM [16152]	Powr Lok clutch kit, smooth design
YPKD44-PC-T/L [16153]	Trac Loc clutch kit
YPKD44-PG-01 [16154]	Pinion gear
YPKD44-P/L-30 [16005]	Powr-Lok positraction spider gear kit, 30 spline w/Clutches
YPKD44-S-30 [16077]	Standard spider gear kit, 30 spline
YPKD44-T/L-30 [16078]	Positraction internals, 30 spline

## Overhaul & Install Kits

Part #	Description
YK D44 [14021]	Master Overhaul kit, Front differential
YK D44-19 [14022]	Master Overhaul kit, 19 spline
YK D44-DIS [14023]	Master Overhaul kit, '94-'01 Dodge disconnect Front
YK D44-DIS-A [14142]	Master Overhaul kit, '93 & down, Dodge disconnect Front
YK D44-JAG [14026]	Master Overhaul kit, Jaguar rear
YK D44-REAR [14027]	Master Overhaul kit, rear differential
YK D44-RUBICON [14029]	Master Overhaul kit, non-JK Rubicon
YK D44-VET [14030]	Master Overhaul kit, '80-'83 Corvette
BK D44 [11020]	Bearing overhaul kit, Front differential
BK D44-19 [11021]	Bearing installation kit, 19 spline
BK D44-DIS [11022]	Bearing installation kit, Dodge disconnect Front
BK D44-JAG [11025]	Bearing installation kit, Jaguar rear
BK D44-RUBICON [11095]	Bearing installation kit, non-JK Rubicon
BK D44-VET [11027]	Bearing installation kit, '80-'83 Corvette
PK D44 [13020]	Pinion installation kit, Front differential
PK D44-19 [13021]	Pinion installation kit, 19 spline
PK D44-DIS [13022]	Pinion installation kit, Dodge disconnect Front
PK D44-JAG [13025]	Pinion installation kit, Jaguar rear
PK D44-RUBICON	Pinion installation kit, non-JK Rubicon
PK D44-VET [13027]	Pinion installation kit, '80-'83 Corvette
MK D44 [12017]	Minimum installation kit, Front differential
MK D44-19 [12018]	Minimum installation kit, 19 spline
MK D44-DIS [12019]	Minimum installation kit, Dodge disconnect fnt
MK D44-JAG [12021]	Minimum installation kit, Jaguar rear
MK D44-RUB [12022]	Minimum installation kit, non-JK Rubicon
MK D44-VET [12023]	Minimum installation kit, '80-'83 Corvette
CK D44 [57003]	Carrier installation kit



# Spicer 44 Standard Rotation (Cont.)

GM, Ford, International, Jeep.  
Pinion enters housing below axle centerline

R/G Diameter: 8.5"/216mm R/G Bolts: (10) 3/8" or 7/16" x 24 RH Cover Bolts: 10 Carrier Breaks: 3.73/3.92 Pinion Shaft Dia./Spline: 1.375"/26

## Axle Bearing & Seal Kits

Part #	Description
AK F-C01 [10011]	Dodge 1/2 ton Front axle brg & seal kit, '74-'79
AK F-C02 [10012]	Dodge 1/2 ton Front axle brg & seal kit, '80-'93
AK F-C03 [10013]	Dodge 3/4 ton Front axle brg & seal kit, '69-'74
AK F-C04 [10014]	Dodge 3/4 ton Front axle brg & seal kit, '75-'79
AK F-C05 [10015]	Axle bearing & seal kit, '80-'93 Dodge 3/4 ton
AK F-F01 [10017]	Ford 1/2 ton Front axle bearing & seal kit, '59-'94
AK F-F02 [10018]	Ford 1/2 ton Front axle bearing & seal kit, '95-'96
AK F-F03 [10019]	Ford 3/4 ton Front axle bearing & seal kit, '59-'75
AK F-F04 [10020]	Ford 3/4 ton Front axle bearing & seal kit, '59-'77
AK F-F06 [10021]	Ford 3/4 ton Front axle bearing & seal kit, '83-'96
AK F-G01 [10022]	GM 1/2 ton Front axle bearing & seal kit, '55-'77
AK F-G02 [10023]	GM 1/2 ton Front axle bearing & seal kit, '77-'91
AK F-G03 [10024]	GM 3/4 ton Front axle bearing & seal kit, '60-'76
AK F-G04 [10025]	GM 3/4 ton Front axle bearing & seal kit, '66-'76
AK F-G05 [10026]	GM 3/4 ton Front axle bearing & seal kit, '72-'77
AK F-G06 [10027]	GM 3/4 ton Front axle bearing & seal kit, '77-'93
AK F-I01 [10029]	International Scout Front axle brg & seal kit, '73-'81
AK F-J03 [10032]	Wagoneer Front axle bearing & seal kit, '63-'73
AK F-J04 [10033]	Wagoneer Front axle bearing & seal kit, '77-'91
AK SET10 [10042]	Rear axle bearing & seal kit

## Yokes

Part #	Description
YY D44-1310-26S [41017]	1310 U/Joint, strap style
YY D44-1310-26U [41018]	1310 U/Joint, U-bolt style
YY D44-1330-26S [41019]	1330 U/Joint, strap style
YY D44-1330-26U [41020]	1330 U/Joint, U-bolt style
YY D44-1350-26S [41021]	1350 U/Joint, strap style
YY STR-004 [41195]	1310 & 1330 U/Joint strap & two bolts
YY UB-002 [41198]	1310 U/Joint U-Bolt kit
YY UB-003 [41199]	1330 U/Joint U-Bolt kit

## Shim Kits

Part #	Description
SK 30214 [55010]	Carrier shim kit
SK 706087 [55018]	Carrier shim kit, 19 spline
SK 706376 [55021]	Complete shim kit
SK 706386 [55023]	Complete shim kit, D44 ICA Corvette
SK 708193 [55029]	Carrier shim kit, TJ Rubicon

## Small Parts

Part #	Description
AK D44-NUTS-CJ [10053]	Spindle nut & washer kit
YB AX-001 [18047]	Dodge Disconnect inner axle bearing
YB AX-003 [18049]	Dodge Disconnect axle bearing, 2.280" O.D.
YB AX-004 [18050]	Disconnect axle pilot brg for intermediate shaft, .813" O.D.
YB AX-005 [18051]	Spicer 44 ICA rear stub axle side bearing
YB AX-006 [18052]	Disconnect inner axle bearing, 1.625" O.D., 0.500" wide
YB AX-0014 [18060]	Disconnect intermediate shaft bushing
YSPABS-014 [33221]	ABS tone ring, 54 tooth, 3.5"
YSPBF-001 [33000]	Baffle
YSPBF-003 [33002]	Axle baffle
YSPBF-012 [33011]	Outer slinger
YSPBF-013 [33012]	Inner slinger
YSPBF-016 [33015]	Outer axle dust shield
YSPBLT-008 [33038]	3/8" Ring gear bolt

## Small Parts (Cont.)

Part #	Description
YSPBLT-010 [33040]	7/16" Ring gear bolt
YSPBLT-052 [33234]	Powr Lok case bolt
YSPBLT-075 [33286]	Cover bolt
YSPCG-001 [33249]	Posi clutch guide
YSPCS-005 [33088]	Crush sleeve
YSPPN-009 [33143]	Pinion nut
YSPPN-029 [33163]	Pinion nut washer
YSPSR-005 [33266]	Snap ring, outer axle
YSPSR-007 [33268]	Snap ring, inner axle
YSPRET-008 [33470]	Axle retainer plate, for use w/ YA D75786-1X & -2X
YSPRET-010 [33470]	Axle retainer plate, T.J rear, 1-5/8" x 3-3/16" bolt pattern, 3/8" holes
YSPRET-011 [33473]	Axle retainer plate, "Super 44" rear
YSPSP-001 [33474]	Wheel hub spindle nut, w/o washer
YSPSP-002 [33475]	Spindle nut kit
YSPSP-009 [33482]	Spindle bearing seal
YSPSP-018 [33491]	Dodge outer stub axle nut washer
YSPSP-019 [33492]	Dodge outer stub axle nut
YSPSP-020 [33493]	Spicer 44 spindle bearing
YSPSP-025 [33498]	Spindle bearing & seal kit, w/ washer
YSPSPR-009 [33520]	Dura Grip spring plate, 200lb & 300lb design
YSPSTUD-001 [33171]	Rear axle stud
YSPSTUD-002 [33172]	Front knuckle stud
YSPSTUD-017 [33187]	Axle stud, 1 5/8" x 1/2"-20
YSPTW-010 [33280]	Side gear thrust washer, 19 spline
YSPTW-011 [33281]	Pinion gear thrust washer
YSPTW-013 [33283]	Side gear thrust washer
YSPTW-075 [33534]	Outer stub thrust washer
YSPXP-007 [33312]	Roll pin for cross pin shaft
YSPXP-012 [33317]	Retainer clip for Trac Loc cross pin shaft
YSPXP-013 [33318]	Cross pin shaft, standard open
YSPXP-021 [33326]	Powr Lok floater roll pin
YSPXP-061 [33535]	Axle spacer button, standard & Trac Loc, 19 spline
YSPXP-062 [33536]	Powr Lok button kit

## Brake Rotors

Part #	Description
YP BR-01 [32353]	Brake rotor for YA WU-01 Spin Free Kit
YP BR-02 [32357]	Brake rotor for YA WU-02 Spin Free Kit

## Traction Aids & Spools

Part #	Description
YDGD44-3-30-1 [26026]	Dura Grip Positraction, 30 spline, 3.73 & down
YDGD44-4-30-1 [26027]	Dura Grip Positraction, 30 spl, 3.92 & up
YGLD44-3-30 [28021]	Grizzly Locker, 3.73 & down, 30 spline
YGLD44-4-30 [28001]	Grizzly Locker, 3.92 & up, 30 spline
YP FSD44-3-30DN [32168]	Steel spool, 3.73 & down, 30 spline
YP FSD44-4-30UP [32041]	Steel spool, 3.92 & up, 30 spline
YP MINS44-30 [32055]	Mini spool, 30 spline
YZLD44-3-30 [34018]	Zip Locker, 3.73 & down, 30 spline
YZLD44-4-30 [34020]	Zip Locker, 3.92 & up, 30 spline

SPICER



Continued on next page

# Spicer 44 Standard Rotation (Cont.)

GM, Ford, International, Jeep.  
Pinion enters housing below axle centerline

R/G Diameter: 8.5"/216mm R/G Bolts: (10) 3/8" or 7/16" x 24 RH Cover Bolts: 10 Carrier Breaks: 3.73/3.92 Pinion Shaft Dia./Spline: 1.375"/26

## Heavy-Duty Front axle U/Joints

Part #	Description
YP SJ-297X-203 [32083]	Super Joint kit, 2 joints + full circle clips, grease & grease gun
YP SJ-297X-202 [32082]	2 Super Joints w/Full circle clips. No grease or grease gun
YP SJ-297X-201 [32081]	1 Super Joint, w/Full circle clips. No grease or grease gun

## Carrier Cases

Part #	Description
YC D18442 [20018]	Standard case, 3.92 & up, 19 spline
YC D18458 [20019]	Standard case, 3.73 & down, 19 spline
YC D21252 [20118]	Powr Lok case, 3.92 & up, 19 or 30 spline
YC D706024 [20027]	Standard case, 3.73 & down, 30 spline
YC D706024-X [20115]	Standard case, 3.73 & down, 30 spline includes small parts
YC D706025 [20028]	Standard case, 3.92 & up, 30 spline
YC D706025-X [20116]	Standard case, 3.92 & up, 30 spline includes small parts
YC D707151 [20123]	Trac Loc case, 3.92 & up, bare

## Covers & Cover gaskets

Part #	Description
YCGD30-DISCO [23004]	Disconnect gasket
YCGD44 [23006]	Cover gasket
YHCC-D44 [29101]	Hardcore Diff Cover
YP C1-D44-STD [32004]	Chrome Cover
YP C2-D44-STD [32022]	Polished aluminium cover
YP C3-D44-STD [32110]	Aluminium girdle cover
YP C5-D44-STD [32319]	Steel cover

## Ball Joints

Part #	Description
YSPBJ-011 [33453]	Ball joint kit, GM
YSPBJ-013 [33455]	Ball joint kit, Dodge
YSPBJ-017 [33459]	Ball joint kit, '00 & up Dodge

## Seals

Part #	Description
YMS4250 [30067]	Front wheel seal
YMS40769S [30051]	Front inner axle seal, 19 spline
YMS413248 [30055]	Inner wheel seal, full time 4WD
YMS416273 [30062]	Wheel Seal
YMS442874 [30071]	Front outer axle seal, International Harvester
YMS4434V [30072]	Pinion seal, 2001 & newer
YMS442380 [30070]	Wheel seal
YMS471271 [30083]	Front wheel seal
YMS472394 [30089]	Inner wheel seal, '59-'72, Front
YMS473227 [30097]	Side yoke seal, Corvette & Viper
YMS473814 [30103]	Front outer axle seal, Dodge disconnect
YMS4857 [30114]	Rear axle seal
YMS5131 [30122]	Inner Front axle seal

## Seals (Cont.)

Part #	Description
YMS5778 [30128]	Pinion seal, 2000 & down
YMS8430S [30186]	Wheel seal
YMS99131 [30219]	Inner axle redi sleeve
YMS99155 [30222]	Pinion yoke redi sleeve
YMS9912 [30218]	Outer axle seal
YMS100715V [30000]	Pinion seal, '01 & up E series van
YMSC1003 [30232]	Inner axle seal
YMS1010 [30312]	Inner axle seal, quick disconnect housing
YP WK-001 [32302]	Wiper kit, 8 retaining bolts

## Drive Flange Kits

Part #	Description
YHC50001 [29065]	30 spline, Yukon engraved
YHC50002 [29066]	30 spline, non-engraved
YHC50007 [29080]	19 spline, Yukon engraved
YHC50008 [29079]	19 spline, non-engraved
YHCDF-19-A [29078]	19 spline, single flange only
YHCDF-30-A [29075]	30 spline, single flange only

## Spindles

Part #	Description
YP SP38422 [32251]	Ford ton, '76-'77, 5 holes, 7 1/8" overall, 2.0" & 1.625" journals
YP SP700004 [32252]	Ford ton, 5 holes, 6.75" overall, 2.05" & 1.64" journals
YP SP706528 [32256]	GM ton, 1.625" & 1.785" journals
YP SP706529 [32257]	GM ton, 1.625" & 2.0" journals
YP SP706539 [32259]	Ford & ton, 6 holes, 1.625" & 1.785" journals
YP SP706552 [32260]	Ford ton & Bronco, 5 holes
YP SP706570 [32341]	'85-'93 Dodge, 1.625" & 2.0" journals
YP SP707043 [32261]	Ford IFS, 8 holes
YP SP707178 [32264]	Ford IFS, 6 holes
YP SP707373 [32266]	Ford IFS, 5 holes, '93 & up, non-ABS
YP SP75304 [32268]	Ford IFS, 5 holes, '93 & up, ABS

## Unit Bearings

Part #	Description
YB U550100 [18020]	Dodge ton, '98-'99 w/ABS, right hand side
YB U550101 [18021]	Dodge ton, '98-'99 w/ABS, left hand side

## Spin Free Kits

Part #	Description
YA WU-01 [21725]	'94-'99 Dodge
YA WU-02 [21726]	'00-'01 Dodge

## Hardcore Locking Hubs

Part #	Description
YHC70006 [29095]	19 spline, '78 & down GM
YHC70007 [29096]	19 spline, '79 & up GM, '66-'77 Bronco

## Hardcore® Locking Hubs



# Spicer 44 Reverse Rotation

Ford. Pinion enters housing above axle centerline

R/G Diameter: 8.5" / 216mm R/G Bolts: (10) 3/8" or 7/16" x 24 RH Cover Bolts: 10 Carrier Breaks: 3.73 / 3.92 Pinion Shaft Dia. / Spline: 1.375" / 26

## Ring & Pinion Gear Sets

Part #	Ratio
YG D44R-308R [24580]	3.08
YG D44R-354R [24292]	3.54
YG D44R-373R [24052]	3.73
YG D44R-411R [24053]	4.11
YG D44R-456R [24054]	4.56
YG D44R-488R [24055]	4.88
YG D44R-513R [24056]	5.13
YG D44R-538R [24057]	5.38

## Spider Gear Sets

Part #	Description
YPKC8.75-PC [16148]	Powr Lok clutch kit, OEM posi only
YPKD44-PC-01 [16171]	Powr-Lok drive Belleville plate
YPKD44-PC-02 [16172]	Powr-Lok drive flat plate
YPKD44-PC-03 [16173]	Powr-Lok driven flat plate
YPKD44-PC-04 [16174]	Powr-Lok driven Belleville plate
YPKD44-PC-AG [16151]	Powr Lok clutch kit, aggressive design
YPKD44-PG-01 [16154]	Pinion gear
YPKD44-P-30 [16068]	Dura Grip Posi spider gear set, 30 spline, no clutches
YPKD44-PC-T/L [16153]	Trac Loc clutch kit
YPKD44-PG-01 [16154]	Pinion gear
YPKD44-S-30 [16077]	Standard spider gear kit, 30 spline
YPKD44-PC-SM [16152]	Powr Lok clutch kit, smooth design
YPKD44-PC-T/L [16153]	Trac Loc clutch kit
YPKD44-P/L-30 [16005]	Powr Lok positraction spider gear kit, 30 spine w/clutches
YPKD44-T/L-30 [16078]	Trac Loc positraction internals, 30 spline

## Overhaul & Install Kits

Part #	Description
YK D44-IFS-80-82 [14143]	Master Overhaul kit, '80-'82, IFS
YK D44-IFS-E [14024]	Master Overhaul kit, '83-'92, IFS
YK D44-IFS-L [14025]	Master Overhaul kit, '93 & up, IFS
YK D44-REV [14028]	Master Overhaul kit, straight axle
BK D44-IFS-E [11023]	Bearing installation kit, '92 & down
BK D44-IFS-L [11024]	Bearing installation kit, '93 & up
BK D44-REV [11026]	Bearing installation kit, straight axle
PK D44-IFS-E [13023]	Pinion installation kit, '92 & down
PK D44-IFS-L [13024]	Pinion installation kit '93 & up
PK D44-REV [13026]	Pinion installation kit, straight axle
MK D44-IFS [12020]	Minimum installation kit
CK D44 [57003]	Carrier installation kit

## Axle Bearing & Seal Kits

Part #	Description
AK F-F01 [10017]	Axle brg & seal kit, '59-'94 Ford 1/2 ton Front
AK F-F02 [10018]	Axle brg & seal kit, '95-'96 Ford 1/2 ton Front
AK F-F04 [10020]	Axle brg & seal kit, '59-'77 Ford 3/4 ton Front
AK F-F06 [10021]	Axle bearing & seal kit, '83-'99 Ford 3/4 ton

## Yokes

Part #	Description
YY D44-1310-26S [41017]	1310 U/Joint, strap style
YY D44-1310-26U [41018]	1310 U/Joint, U-bolt style
YY D44-1330-26S [41019]	1330 U/Joint, strap style
YY D44-1330-26U [41020]	1330 U/Joint, U-bolt style
YY D44-1350-26S [41021]	1350 U/Joint, strap style
YY STR-004 [41195]	1310 & 1330 U/Joint strap & two bolts
YY UB-002 [41198]	1310 U/Joint U-Bolt kit
YY UB-003 [41199]	1330 U/Joint U-Bolt kit

## Shim Kits

Part #	Description
SK 30214 [55010]	Carrier shim kit
SK 706376 [55021]	Complete shim kit, straight axle Front & '92 & down IFS
SK 707235 [55027]	Complete shim kit, '93 & up

## Small Parts

Part #	Description
YSPCG-001 [33249]	Posi clutch guide
YSPCS-005 [33088]	Crush sleeve, 2.650" long
YSPBF-001 [33000]	Baffle, '92 & down
YSPBF-003 [33002]	Baffle, '93 & up
YSPBF-012 [33011]	Outer slinger
YSPBF-013 [33012]	Inner slinger
YSPBLT-008 [33038]	3/8" Ring gear bolt
YSPBLT-010 [33040]	7/16" Ring gear bolt
YSPBLT-052 [33234]	Powr Lok case bolt
YSPBLT-075 [33286]	Cover bolt
YSPCG-001 [33249]	Trac Loc clutch guide
YSPCG-002 [33475]	Spindle nut kit
YSPCG-009 [33482]	Spindle bearing seal
YSPCG-020 [33493]	Spicer 44 spindle bearing
YSPCG-025 [33498]	Spindle bearing & seal kit, w/ washer
YSPPN-009 [33143]	Pinion nut
YSPPN-029 [33163]	Pinion nut washer
YSPSP-027 [33500]	IFS spindle brg & seal kit, w/ thrust washer kit for stub axle
YSPSP-029 [33502]	Spindle bearing & seal kit, '93-'96 Ford
YSPSPR-001 [33263]	Spring kit to use posi in IFS Front
YSPSPR-009 [33520]	Dura Grip spring plate, 200lb & 300lb design
YSPSR-001 [33474]	Wheel hub spindle nut, w/o washer
YSPSR-005 [33266]	Snap ring, outer axle
YSPSR-007 [33268]	Snap ring, inner axle
YSPRET-012 [33542]	Rear axle bearing retainer, use w/SET10 bearing
YSPRET-013 [33546]	Rear axle bearing retainer, w/ lip
YSPTW-011 [33281]	Pinion gear thrust washer
YSPTW-013 [33283]	Side gear thrust washer
YSPTW-075 [33534]	Outer stub thrust washer
YSPXP-007 [33312]	Roll pin for cross pin shaft
YSPXP-012 [33317]	Retainer clip for Trac Loc cross pin shaft
YSPXP-013 [33318]	Cross pin shaft, standard open
YSPXP-021 [33326]	Powr Lok floater roll pin
YSPXP-062 [33536]	Powr Lok button kit 30 spline, aggressive

## Traction Aids & Spools

Part #	Description
YDGD44-3-30-1 [26026]	Dura Grip Positraction, 30 spline, 3.73 & down
YDGD44-4-30-1 [26027]	Dura Grip Positraction, 30 spl, 3.92 & up
YGLD44-3-30 [28021]	Grizzly Locker, 3.73 & down, 30 spline
YGLD44-4-30 [28001]	Grizzly Locker, 3.73 & up, 30 spline
YP FSD44-3-30DN [32168]	Steel spool, 3.73 & down, 30 spline
YP FSD44-4-30UP [32041]	Steel spool, 3.92 & up, 30 spline
YP MINS44-30 [32055]	Mini spool, 30 spline
YZLD44-3-30 [34018]	Zip Locker, 3.73 & down, 30 spline
YZLD44-4-30 [34020]	Zip Locker, 3.92 & up, 30 spline

SPICER



Continued on next page

# Spicer 44 Reverse Rotation (Cont.)

Ford. Pinion enters housing above axle centerline

R/G Diameter: 8.5" / 216mm R/G Bolts: (10) 3/8" or 7/16" x 24 RH Cover Bolts: 10 Carrier Breaks: 3.73 / 3.92 Pinion Shaft Dia. / Spline: 1.375" / 26

## Heavy-Duty Front axle U/Joints

Part #	Description
YP SJ-297X-203 [32083]	Super Joint kit, 2 joints + full circle clips, grease & grease gun
YP SJ-297X-202 [32082]	2 Super Joints w/Full circle clips. No grease or grease gun
YP SJ-297X-201 [32081]	1 Super Joint, w/Full circle clips. No grease or grease gun

## Carrier Cases

Part #	Description
YC D18442 [20018]	Standard case, 3.92 & up, 19 spline
YC D18458 [20019]	Standard case, 3.73 & down, 19 spline
YC D21252 [20118]	Powr Lok case, 3.92 & up, 19 or 30 spline
YC D706024 [20027]	Standard case, 3.73 & down, 30 spline
YC D706024-X [20115]	Standard case, 3.73 & down, 30 spline includes small parts
YC D706025 [20028]	Standard case, 3.92 & up, 30 spline
YC D706025-X [20116]	Standard case, 3.92 & up, 30 spline includes small parts
YC D707151 [20123]	Trac Loc case, 3.92 & up, bare

## Spindles

Part #	Description
YP SP38422 [32251]	Spindle, '76-'77 F250
YP SP700004 [32252]	Ford 1/2 ton, 5 holes, 6.75" overall, 2.05" & 1.64" journals
YP SP706552 [32260]	Ford 1/2 ton & Bronco, 5 holes
YP SP707043 [32261]	Ford IFS, 8 holes
YP SP707178 [32264]	Ford IFS, 6 holes
YP SP707373 [32266]	Ford IFS, 5 holes, '93 & up, non-ABS
YP SP75304 [32268]	Ford IFS, 5 holes, '93 & up, ABS

## Ball Joints

Part #	Description
YSPBJ-09 [33451]	Ball joint kit, 80-'96 IFS
YSPBJ-11 [33453]	Ball joint kit

## Seals

Part #	Description
YMS2300 [30025]	Inner axle seal, straight axle
YMS416273 [30062]	Wheel seal
YMS442380 [30070]	Wheel seal
YMS710430 [30156]	Hub seal
YMS4434V [30072]	Pinion seal, '01 & newer
YMS5131 [30122]	Inner axle seal
YMS5778 [30128]	Pinion seal, '00 & older
YMS710043 [30138]	Inner axle seal, LH, IFS
YMS99155 [30222]	Pinion yoke redi sleeve
YMS1005 [30307]	Right hand, inner axle seal, IFS

## Hardcore Locking Hubs

Part #	Description
YHC70006 [29095]	19 spline, '78-'92 F150 & Bronco

## Drive Flange Kits

Part #	Description
YHC50007 [29080]	19 spline, Yukon engraved
YHC50008 [29079]	19 spline, non-engraved
YHCDF-19-A [29078]	19 spline, single flange only

## Covers & Cover gaskets

Part #	Description
YCGD44 [23006]	Cover Gasket
YHCC-D44 [29101]	Hardcore Diff Cover
YP C5-D44-REV [20018]	Steel Cover



# Spicer 44 JK Rubicon Front

Jeep JK Rubicon

R/G Diameter: 8.5" / 216mm R/G Bolts: (10) 7/16" or 1/2" x 20 RH Cover Bolts: 10 Carrier Breaks: None Pinion Shaft Dia. / Spline: 1.625" / 24

## Ring & Pinion Gear Sets

Part #	Ratio
YG D44RS-373RUB [24675]	3.73
YG D44RS-411RUB [24601]	4.11
YG D44RS-456RUB [24293]	4.56
YG D44RS-488RUB [24294]	4.88
YG D44RS-513RUB [24295]	5.13
YG D44RS-538RUB [24296]	5.38

## Overhaul & Install Kits

Part #	Description
YK D44-JK-REV-RUB [14144]	Master Overhaul kit
BK D44-JK-REV-RUB [11109]	Bearing overhaul kit
PK D44-JK-REV-RUB [13098]	Pinion overhaul kit
MK D44-JK-REV-RUB [12080]	Minimum installation kit

## Shim Kits

Part #	Description
SK 25300 [55009]	Pinion depth shim kit
SK 30214 [55010]	Carrier shim kit
SK 708193 [55029]	Carrier shim kit
SK CSJK-F [55077]	Crush sleeve eliminator kit

## Covers & Cover Gaskets

Part #	Description
YHCC-D44 [29101]	Hardcore Diff Cover

## Spin Free Kit

Part #	Description
YA WU-15	'07-'17 Jeep JK

## Small Parts

Part #	Description
YSPBF-010 [33009]	Outer oil slinger
YSPBF-011 [33010]	Outer oil slinger
YSPBLT-001 [33031]	Ring gear bolt, 7/16"
YSPBLT-006 [33036]	Ring gear bolt, 1/2"
YSPBLT-075 [33286]	Cover bolt
YSPCS-048 [33130]	Crush sleeve
YSPPN-012 [33146]	Pinion nut

## Carrier Cases

Part #	Description
YC C6803557 [20014]	Standard case, bare

## Ball Joints

Part #	Description
YSPBJ-001 [33443]	Ball Joint

## Seals

Part #	Description
YMSC1020 [30249]	Pinion seal
YMSS1009 [30311]	Inner axle seal
YMSS1023 [30363]	Inner axle seal, 2-piece design

## Yokes

Part #	Description
YY D44-1310-24U [41218]	1310 U/Joint, U-Bolt style
YY D44-1350-24U [41220]	1350 U/Joint, U-Bolt style

# Spicer 44 JK Rubicon Rear

Jeep JK Rubicon

R/G Diameter: 8.89" / 226mm R/G Bolts: (10) 7/16" or 1/2" x 20 RH Cover Bolts: 10 Carrier Breaks: None Pinion Shaft Dia. / Spline: 1.625" / 24

## Ring & Pinion Gear Sets

Part #	Ratio
YG D44JK-321RUB [24673]	3.21
YG D44JK-373RUB [24674]	3.73
YG D44JK-411RUB [24211]	4.11
YG D44JK-456RUB [24212]	4.56
YG D44JK-488RUB [24289]	4.88
YG D44JK-513RUB [24290]	5.13
YG D44JK-538RUB [24291]	5.38

## Overhaul & Install Kits

Part #	Description
YK D44-JK-RUB [14145]	Master overhaul kit
BK D44-JK-RUB [11110]	Bearing installation kit
PK D44-JK-RUB [13099]	Pinion installation kit
MK D44-JK-RUB [12081]	Minimum installation kit

## Axle Bearing & Seal Kits

Part #	Description
AK D44JK [10063]	Axle bearing & seal kit

## Yokes

Part #	Description
YY D44-1310-24U [41218]	1310 U/Joint, U-Bolt style
YY D44-1350-24U [41220]	1350 U/Joint, U-Bolt style
YY C68003262 [41122]	Rear yoke, round flange

## Shim Kits

Part #	Description
SK 25300 [55009]	Pinion depth shim kit
SK 30214 [55010]	Carrier shim kit
SK 708193 [55029]	Carrier shim kit
SK CSJK-R [55078]	Crush sleeve eliminator kit

## Carrier Cases

Part #	Description
YC C6803557 [20014]	Standard case, bare

## Small Parts

Part #	Description
YSPBF-010 [33009]	Outer oil slinger
YSPBF-011 [33010]	Outer oil slinger
YSPBF-023 [33022]	Baffle
YSPBLT-001 [33031]	Ring gear bolt
YSPBLT-006 [33036]	Ring gear bolt, 1/2"
YSPBLT-075 [33286]	Cover bolt
YSPCS-014 [33097]	Crush sleeve
YSPPN-010 [33144]	Pinion nut
YSPPN-030 [33164]	Pinion nut washer
YSPRET-007 [33469]	Axle retainer plate, w/ studs

## Covers & Cover Gaskets

Part #	Description
YCGD44 [23006]	Cover casket
YHCC-D44 [29101]	Hardcore Diff Cover
YP C1-D44-STD [32004]	Chrome cover
YP C2-D44-STD [32022]	Polished aluminum cover
YP C3-D44-STD [32110]	Heavy-duty alumin cover

## Seals

Part #	Description
YMS54458 [30125]	Pinion seal
YMS1019 [30321]	Rear axle seal

SPICER



# Spicer 44 JK non-Rubicon Rear

Jeep JK, non-Rubicon

R/G Diameter: 8.89" / 226mm R/G Bolts: (10) 7/16" or 1/2" x 20 RH Cover Bolts: 10 Carrier Breaks: None Pinion Shaft Dia. / Spline: 1.625" / 24

## Ring & Pinion Gear Sets

Part #	Ratio
YG D44JK-321RUB [24673]	3.21
YG D44JK-373RUB [24674]	3.73
YG D44JK-411RUB [24211]	4.11
YG D44JK-456RUB [24212]	4.56
YG D44JK-488RUB [24289]	4.88
YG D44JK-513RUB [24290]	5.13
YG D44JK-538RUB [24291]	5.38

## Spider Gear Sets

Part #	Description
YPKD44-S-30-JK [16137]	Standard spider gear kit, 30 spline

## Overhaul & Install Kits

Part #	Description
YK D44-JK-STD [14146]	Master Overhaul kit
BK D44-JK-STD [11111]	Bearing installation kit
PK D44-JK-STD [13099]	Pinion installation kit
MK D44-JK-STD [12083]	Minimum installation kit
CK D44 [57003]	Carrier installation kit

## Axle Bearing & Seal Kits

Part #	Description
AK D44JK [10063]	Axle bearing & seal kit

## Yokes

Part #	Description
YY D44-1310-24U [41218]	1310 U/Joint, U-Bolt style
YY D44-1350-24U [41220]	1350 U/Joint, U-Bolt style
YY C68003262 [41122]	Yoke, round flange

## Shim Kits

Part #	Description
SK 25300 [55009]	Pinion depth shim kit
SK 30214 [55010]	Carrier shim kit
SK 708193 [55029]	Carrier shim kit

SK CSJK-R [55078] Crush sleeve eliminator kit

## Small Parts

Part #	Description
YSPABS-029 [33428]	ABS axle tone ring, 52 teeth, 3.54" dia.
YSPBF-010 [33009]	Outer oil slinger
YSPBF-011 [33010]	Outer pinion slinger
YSPBF-023 [33022]	Baffle
YSPBLT-001 [33031]	Ring gear bolt, 7/16"
YSPBLT-006 [33036]	Ring gear bolt, 1/2"
YSPBLT-075 [33286]	Cover bolt
YSPCS-014 [33097]	Crush sleeve
YSPPN-010 [33144]	Pinion nut
YSPPN-030 [33164]	Pinion nut washer
YSPRET-007 [33469]	Axle retainer plate, w/ studs
YSPXP-020 [33325]	Cross pin shaft, standard open

## Covers & Cover Gaskets

Part #	Description
YHCC-D44	Hardcore Diff Cover
YCGD44 [23006]	Cover casket
YP C1-D44-STD [32004]	Chrome cover
YP C2-D44-STD [32022]	Polished aluminum cover
YP C3-D44-STD [32110]	Heavy-duty aluminum girdle cover

## Seals

Part #	Description
YMS54458 [30125]	Pinion seal
YMSS1019 [30321]	Rear axle seal

## Traction Aids & Spools

Part #	Description
YDGD44-3-30-1 [26026]	Dura Grip Positraction, 30 spline
YGLD44-3-30-JK [28022]	Grizzly Locker, 30 Spline
YZLD44-3-30-JK [34019]	Yukon Zip Locker, 30 Spline

# Spicer 44HD

Viper, Corvette, Jeep Grand Cherokee. Aluminum housing

R/G Diameter: 8.5" / 226mm R/G Bolts: (10) 3/8" x 24 or 7/16" x 20 Cover Bolts: 10 Carrier Breaks: None Pinion Shaft Dia. / Spline: 1.625" / 29

## Ring & Pinion Gear Sets

Part #	Ratio
YG D44HD-308 [24047]	3.08
YG D44HD-354 [24048]	3.54
YG D44HD-373 [24049]	3.73
YG D44HD-390 [24288]	3.90
YG D44HD-411 [24050]	4.11
YG D44HD-456 [24051]	4.56
YG D44HD-488K [24778]	4.88
YG D44HD-513K[24779]	5.13v

## Spider Gear Sets

Part #	Description
YPKD44HD-S-30 [16079]	Standard spider gear kit, 30 spline
YPKD44HD-PC-T/L [16150]	Trac Loc clutch kit
YPKD44HD-T/L-30 [16080]	Trac Loc positraction spider gear kit, 30 spl

## Overhaul & Install Kits

Part #	Description
YK D44HD [14031]	Master Overhaul kit, '02 & down Grand Cherokee

YK D44HD-GRAND [14032] Master Overhaul kit, '03 & up Grand Cherokee

## Overhaul & Install Kits (Cont.)

Part #	Description
YK D44HD-SRT8 [14147]	Mstr Ovhaul kit, '08 & up, SRT-8 Grand Cherokee
YK D44HD-VET [14033]	Master Overhaul kit, '87-'97 Corvette
BK D44HD [11028]	Bearing installation kit, all Grand Cherokee excluding SRT8
PK D44HD [13028]	Pinion installation kit, all Grand Cherokee excluding SRT8
PK D44HD-VET [13029]	Pinion installation kit, '87-'97 Corvette
MK D44HD [12082]	Minimum installation kit, Front differential
CK D44HD [57004]	Carrier installation kit

## Axle Bearing & Seal Kits

Part #	Description
AK 1563 [10004]	Axle Bearing & Seal kit, 2.250" O.D.
AK D44-SUPER [10007]	Axle Bearing & Seal kit, bolt-in Axles

Continued on next page



# Spicer 44HD (Cont.)

Viper, Corvette, Jeep Grand Cherokee. Aluminum housing

R/G Diameter: 8.5" / 226mm R/G Bolts: (10) 3/8" x 24 or 7/16" x 20 Cover Bolts: 10 Carrier Breaks: None Pinion Shaft Dia. / Spline: 1.625" / 29

## Yokes

Part #	Description
YY D60-1310-29S [41022]	1310 U/Joint, strap style
YY D60-1310-29U [41023]	1310 U/Joint, U-bolt style
YY D60-1330-29S [41024]	1330 U/Joint, strap style
YY D60-1330-29U [41025]	1330 U/Joint, U-bolt style

## Shim Kits

Part #	Description
SK 25300 [55009]	Pinion depth shim kit
SK 30214 [55010]	Carrier shim kit
SK 702005 [55016]	Carrier shim kit

## Small Parts

Part #	Description
YSPBLT-008 [33038]	3/8" Ring gear bolt
YSPBLT-010 [33040]	7/8" Ring gear bolt
YSPBLT-058 [33240]	Cross pin bolt
YSPBLT-081 [33570]	Ring gear bolt, metric, M12 - 1.25, RH
YSPCC-004 [33077]	C/Clip
YSPCS-003 [33086]	Crush sleeve
YSPPN-010 [33144]	Pinion nut
YSPPN-030 [33164]	Pinion nut washer
YSPSR-018 [33523]	Stub axle snap ring
YSPXP-018 [33323]	Cross pin shaft

## Covers & Cover Gaskets

Part #	Description
YP C5-D44HD [32317]	Steel Cover

## Traction Aids & Spools

Part #	Description
YC D76740 [20065]	Hyrda Lok posi
YC D708108 [20140]	Trac Loc positraction

## Carrier Cases

Part #	Description
YC D707382 [20055]	Standard case, loaded

## Seals

Part #	Description
YMS100715V [30000]	Pinion seal, '01 & up, Viper
YMS8660S [30196]	Axle seal, c-clip Axles
YMS9316 [30208]	Pinion seal
YMSG1009 [30275]	Side yoke seal, '80-'87
YMS1011 [30313]	Axle seal, bolt-in Axles

# Spicer 50

Ford

R/G Diameter: 9" / 229mm R/G Bolts: (10) 7/16" x 20 RH Cover Bolts: 10 Carrier Breaks: None Pinion Shaft Dia. / Spline: 1.375" / 26

## Ring & Pinion Gear Sets

Part #	Ratio
YG D50R-354R [24297]	3.54
YG D50R-373R [24298]	3.73
YG D50R-411R [24299]	4.11
YG D50R-430R [24300]	4.30
YG D50R-456R [24301]	4.56
YG D50R-488R [24302]	4.88
YG D50R-513R [24303]	5.13
YG D50R-538R [24304]	5.38

## Spider Gear Sets

Part #	Description
YPKD44-PC-AG [16151]	Powr Lok clutch kit, aggressive design
YPKD44-PC-SM [16152]	Powr Lok clutch kit, smooth design
YPKD44-P/L-30 [16005]	Powr Lok positraction spider gear kit, 30 spl
YPKD50-P-30 [16169]	Dura Grip Posi spider gear set, 30 spline, no clutches
YPKD50-S-30 [16081]	Standard spider gear kit, 30 spline
YPKD44-PC-01 [16171]	Powr-Lok drive belleville plate
YPKD44-PC-02 [16172]	Powr-Lok drive flat plate
YPKD44-PC-03 [16173]	Powr-Lok driven flat plate
YPKD44-PC-04 [16174]	Powr-Lok driven belleville plate

## Overhaul & Install Kits

Part #	Description
YK D50-IFS [14034]	Master Overhaul kit, IFS Front
YK D50-STRAIGHT [14035]	Master Overhaul kit, straight axle Front
BK D50-IFS [11029]	Bearing installation kit, IFS Front
BK D50-STRAIGHT [11030]	Brg installation kit, straight axle Front
PK D50-IFS [13030]	Pinion installation kit, IFS Front
PK D50-STRAIGHT [13031]	Pinion installation kit, straight axle Front
MK D50-IFS [12024]	Minimum installation kit, IFS Front
MK D50-STRAIGHT [12025]	Min installation kit, straight axle front

## Axle Bearing & Seal Kits

Part #	Description
AK D60F [10009]	Axle bearing & seal kit, '80-'97
AK D50F-NUTS-A [10008]	Spindle nut & washer kit
AK D60F-NUTS [10010]	Spindle nut & washer kit
AK F-F06 [10021]	Axle bearing & seal kit, '98 & up

## Yokes

Part #	Description
YY D44-1310-26S [41017]	1310 U/Joint, strap style
YY D44-1310-26U [41018]	1310 U/Joint, U-bolt style
YY D44-1350-26S [41021]	1350 U/Joint, strap style
YY UB-003 [41199]	1330 U/Joint U-Bolt kit

## Shim Kits

Part #	Description
SK 707235 [55027]	Complete shim kit
SK701006 [55071]	Carrier shim kit

## Small Parts

Part #	Description
YSPBF-003 [33002]	Baffle
YSPBF-006 [33005]	Oil baffle
YSPBF-012 [33011]	Outer slinger
YSPBLT-010 [33040]	Ring gear bolt
YSPCS-005 [33088]	Crush sleeve
YSPPN-009 [33143]	Pinion nut
YSPPN-029 [33163]	Pinion nut washer

SPICER



Continued on next page

# Spicer 50 (Cont.)

Ford

R/G Diameter: 9" / 229mm R/G Bolts: (10) 7/16" x 20 RH Cover Bolts: 10 Carrier Breaks: None Pinion Shaft Dia. / Spline: 1.375" / 26

## Small Parts (Cont.)

Part #	Description
YSPBF-013 [33012]	Inner slinger
YSPSP-021 [33494]	Spindle nut, no pin
YSPSP-022 [33495]	Spindle nut washer
YSPSP-023 [33496]	Spindle nut, w /pin
YSPSP-024 [33497]	Spindle bearing & seal kit
YSPSPR-001 [33263]	Spring kit for posi use in IFS Front
YSPSR-005 [33266]	Snap ring, outer axle
YSPSR-007 [33268]	Snap ring, inner axle
YSPTW-063 [33438]	Side gear thrust washer
YSPTW-064 [33439]	Pinion gear thrust washer
YSPXP-060 [33440]	Cross pin shaft, standard
YSPXP-022 [33327]	Roll pin for cross pin shaft

## Traction Aids & Spools

Part #	Description
YDGD50-30-1 [26028]	Dura Grip Positraction
YGLD50-30 [28023]	Grizzly Locker

## Ball Joints

Part #	Description
YSPBJ-007 [33449]	Lower ball joint
YSPBJ-008 [33450]	Upper ball joint
YSPBJ-010 [33452]	Ball joint kit

## Seals

Part #	Description
YMS47761 [30109]	Pinion seal, '98-'00 straight axle
YMS5778 [30128]	Pinion seal, IFS
YMS710043 [30138]	IFS axle seal, LH side
YMS8873 [30203]	Pinion seal, '01 & up straight axle
YMSF1013 [30265]	Inner axle seal, straight axle only
YMS1005 [30307]	IFS axle seal, RH side
YMSS1018 [30320]	Straight axle seal

## Carrier Cases

Part #	Description
YC D706917 [20041]	Standard case, bare
YC D707459 [20041]	Standard case, loaded

# Spicer 60 Standard Rotation

General Motors, Ford, International, Jeep.  
Pinion enters housing below axle centerline

R/G Diameter: 9.75" / 248mm R/G Bolts: (12) 1/2" x 18 RH Cover Bolts: 10 Carrier Breaks: 4.10 / 4.56 Pinion Shaft Dia. / Spline: 1.625" / 29

## Ring & Pinion Gear Sets

Part #	Ratio
YG D60-354 [24058]	3.54
YG D60-373 [24059]	3.73
YG D60-411 [24060]	4.11
YG D60-430 [24305]	4.30
YG D60-456 [24061]	4.56
YG D60-456T [24606]	4.56, Thick
YG D60-488 [24062]	4.88
YG D60-488T [24605]	4.88, thick
YG D60-513 [24063]	5.13
YG D60-513T [24607]	5.13, Thick
YG D60-538 [24064]	5.38
YG D60-538T [24590]	5.38 Thick
YG D60-586 [24306]	5.86
YG D60-617 [24307]	6.17
YG D60-717 [24308]	7.17
YG D60V-355 [24313]	3.55, Van applications
YG D60V-409 [24314]	4.09, Van applications

## Spider Gear Sets

Part #	Description
YPKD60-PC-P/L [16155]	Powr Lok clutch kit
YPKD60-PC-T/L [16156]	Trac Loc clutch kit
YPKD60-PC-01 [16175]	Powr-Lok drive flat plate
YPKD60-SG-01 [16176]	Powr-Lok side gear, 35 spline
YPKD60-P/L-30 [16007]	Powr Lok positraction spider gear kit, 30 spl
YPKD60-P/L-35 [16008]	Powr Lok positraction spider gear kit, 35 spl
YPKD60-S-30 [16009]	Standard spider gear kit, 30 spline
YPKD60-S-32 [16084]	Standard spider gear kit, 32 spline
YPKD60-S-35 [16085]	Standard spider gear kit, 35 spline
YPKD60-T/L-30 [16086]	Trac Lok positraction spider gear kit, 30 spl
YPKD60-T/L-35 [16088]	Trac Lok positraction spider gear kit, 35 spl

## Overhaul & Install Kits

Part #	Description
YK D60-DIS-A [14129]	Master Overhaul kit, Dodge disconnect Front, '98 & down
YK D60-DIS-B [14148]	Master Overhaul kit, Dodge disconnect Front, '99 & up
YK D60-F [14128]	Master Overhaul kit, Front
YK D60-R [14037]	Master Overhaul kit, rear
BK D60-F [11093]	Bearing installation kit, Front
BK D60-R [11031]	Bearing installation kit, rear
PK D60-F [13093]	Pinion installation kit, Front
PK D60-R [13032]	Pinion installation kit, rear
MK D60-F [12077]	Minimum installation kit, Front
MK D60-R [12026]	Minimum installation kit, rear
CK D60 [57005]	Carrier installation kit

## Axle Bearing & Seal Kits

Part #	Description
AK 1561FD [10002]	Axle Bearing & Seal kit, Semi-float, rear
AK CD60 [10061]	Axle Bearing & Seal kit, '94-'02 Dodge rear
AK D60F [10009]	Axle Bearing & Seal kit, '78-'88 GM '74-'93 Ddg 1-tn fr.
AK D60F-NUTS [10010]	Spindle nut & washer kit
AK F-C05 [10015]	Axle Brg & Seal kit, '80-'93 Dodge ton fr.
AK F-C06 [10016]	Axle Brg & Seal kit, '75-'93 Dodge ton fr.
AK F-G07 [10028]	Axle Bearing & Seal kit, '71-'77 GM 1-ton fr.

## Yokes

Part #	Description
YY D60-1310-29S [41022]	1310 U/Joint, strap style
YY D60-1310-29U [41023]	1310 U/Joint, U-bolt style
YY D60-1330-29S [41024]	1330 U/Joint, strap style
YY D60-1330-29U [41025]	1330 U/Joint, U-bolt style
YY D60-1350-29S [41026]	1350 U/Joint, strap style
YY D60-1350-29U [41027]	1350 U/Joint, U-bolt style, 29 spline
YY D60-1350-B [41138]	1350 U/joint, Billet steel
YY D60-1350-F [41029]	1350 U/Joint, Forged steel



Continued on next page



# Spicer 60 Standard Rotation (Cont.)

General Motors, Ford, International, Jeep.  
Pinion enters housing below axle centerline

R/G Diameter: 9.75" / 248mm R/G Bolts: (12) 1/2" x 18 RH Cover Bolts: 10 Carrier Breaks: 4.10 / 4.56 Pinion Shaft Dia. / Spline: 1.625" / 29

## Shim Kits

Part #	Description
SK 30214 [55010]	Carrier shim kit
SK 30276 [55011]	Carrier shim kit
SK 30291 [55012]	Pinion depth shim kit
SK 34801 [55015]	Preload shim kit
SK 706375 [55020]	Complete shim kit

## Small Parts

Part #	Description
YB AX-004 [18050]	Disconnect axle pilot brg for intermediate shaft, .813" O.D.
YB AX-006 [18052]	Disconnect inner axle bearing, 1.625" O.D., 0.500" wide
YHC80001 [29086]	King pin lower bearing cap, forged steel
YP KP-001 [32304]	Complete King-Pin rebuilt kit, one side
YP KP-002 [32305]	Partial King-Pin rebuilt kit, one side
YP KP-003 [32306]	Upper king pin bushing spring
YP KP-004 [32307]	Upper king pin cone
YP KP-005 [32308]	Cap gasket
YP KP-006 [32309]	Knuckle bushing
YP KP-007 [32310]	Upper spring cap
YP KP-008 [32311]	Upper spring retainer plate
YP KP-009 [32340]	King pin grease retainer
YSPABS-010 [33217]	ABS tone ring
YSPBF-002 [33001]	Baffle
YSPBF-015 [33014]	Inner slinger
YSPBF-020 [33019]	Outer slinger
YSPBF-036 [33441]	Pinion yoke dust shield
YSPBJ-007 [33449]	Lower ball joint
YSPBJ-008 [33450]	Upper ball joint
YSPBJ-010 [33452]	Ball joint kit
YSPBJ-014 [33456]	Ball joint kit, '99 & down
YSPBJ-016 [33458]	Ball joint kit, '00 & up
YSPBLT-007 [33037]	Ring gear bolt
YSPBLT-053 [33235]	Cover bolt
YSPBLT-054 [33236]	Powr Lok case bolt
YSPBLT-055 [33237]	Semi-float cross pin bolt, no shoulder
YSPBLT-056 [33238]	Semi-float cross pin bolt, tapered shoulder
YSPCC-050 [33247]	C/Clip
YSPCG-001 [33249]	Posi clutch guide
YSPCS-006 [33089]	Crush sleeve
YSPPN-010 [33144]	Pinion nut
YSPPN-030 [33164]	Pinion nut washer
YSPSP-003 [33476]	Spindle nut, 1.750" I.D., 6 sides
YSPSP-007 [33480]	Spindle nut retainer, 2.030" I.D., 8 tabs
YSPSP-011 [33484]	Spindle nut, 2.065" I.D., 6 slots
YSPSP-013 [33486]	Spindle nut, 1.940" I.D., w/ plastic ring
YSPSP-018 [33491]	Dodge outer stub axle nut washer
YSPSP-019 [33492]	Dodge outer stub axle nut
YSPSP-021 [33494]	Spindle nut, no pin
YSPSP-022 [33495]	Spindle nut washer
YSPSP-023 [33496]	Spindle nut, w/ pin
YSPSP-024 [33497]	Spindle bearing & seal kit
YSPSTUD-004 [33174]	GM steering knuckle stud
YSPTW-017 [33287]	Pinion gear thrust washer
YSPTW-073 [33532]	Side gear thrust washer
YSPXP-009 [33314]	Cross pin shaft, standard open & Trac Loc
YSPXP-010 [33315]	Cross pin shaft, Powr Lok
YSPXP-022 [33327]	Roll pin for cross pin shaft

## Ball Joints

Part #	Description
YSPBJ-007 [33449]	Lower ball joint
YSPBJ-008 [33450]	Upper ball joint
YSPBJ-010 [33452]	Ball joint kit
YSPBJ-014 [33456]	Ball joint kit, '99 & down
YSPBJ-016 [33458]	Ball joint kit, '00 & up

## Heavy-Duty Front axle U/Joints

Part #	Description
YP SJ-733X-733 [32088]	Super Joint kit, 2 joints + full circle clips, grease & grease gun
YP SJ-733X-732 [32087]	2 Super Joints w/Full circle clips. No grease or grease gun
YP SJ-733X-731 [32086]	1 Super Joint, w/Full circle clips. No grease or grease gun

## Traction Aids & Spools

Part #	Description
YP FSD60-3-30 [32169]	Steel spool, 4.10 & down, 30 spline
YP FSD60-3-35 [32042]	Steel spool, 4.10 & down, 35 spline
YP FSD60-4-30 [32170]	Steel spool, 4.56 & up, 30 spline
YP FSD60-4-35 [32043]	Steel spool, 4.56 & up, 35 spline
YP FSD60-4-40 [32171]	Steel spool, 4.56 & up, 40 spline
YDGD60-3-30 [26037]	Dura Grip Positraction, 30 spline, 4.10 & down
YDGD60-3-32 [26038]	Dura Grip Positraction, 32 spline, 4.10 & down
YDGD60-3-35 [26039]	Dura Grip Positraction, 35 spline, 4.10 & down
YDGD60-4-30 [26040]	Dura Grip Positraction, 30 spline, 4.56 & up
YDGD60-4-32 [26041]	Dura Grip Positraction, 32 spline, 4.56 & up
YDGD60-4-35 [26042]	Dura Grip Positraction, 35 spline, 4.56 & up
YGLD60-3-30 [28002]	Grizzly Locker, 4.10 & down, 30 spline
YGLD60-3-35 [28003]	Grizzly Locker, 4.10 & down, 35 spline
YGLD60-3-40 [28024]	Grizzly Locker, 4.10 & down, 40 spline
YGLD60-4-40 [28025]	Grizzly Locker, 4.56 & up, 40 spline
YGLD60-4-30 [28004]	Grizzly Locker, 4.56 & up, 30 spl
YGLD60-4-35 [28005]	Grizzly Locker, 4.56 & up, 35 spl
YZLD60-3-30 [34021]	Zip Locker, 4.10 & down, 30 spl
YZLD60-3-35 [34022]	Zip Locker, 4.10 & down, 35 spl
YZLD60-3-35HC [34035]	Zip Locker, 4.10 & down, 35 spline, Competition Series
YZLD60-4-30 [34023]	Zip Locker, 4.56 & up, 30 spl
YZLD60-4-35 [34024]	Zip Locker, 4.56 & up, 35 spl
YZLD60-4-35HC [34036]	Zip Locker, 4.56 & up, 35 spline, Competition Series

## Carrier Cases

Part #	Description
YC D706039 [20029]	Trac Loc positraction case, 4.56 & up
YC D706040 [20030]	Standard case, 4.10 & down, non-ABS
YC D706041 [20031]	Standard case, 4.56 & up, non-ABS
YC D706842 [20040]	Standard case, 4.10 & down, narrow
YC D707123 [20043]	Trac Loc case, 4.10 & down
YC D707433 [20124]	Trac Loc case, 4.10 & down, narrow
YC D707175 [20046]	Standard case, 4.56 & up, bare
YC D707212 [20047]	Standard case, 4.10 & down, w/ABS
YC D84627 [20125]	Standard case, loaded, 4.10 & down, 33 spline "Super" 60

## Covers & Cover Gaskets

Part #	Description
YCGD60-D70 [23007]	Cover gasket
YCGD30-DISCO [23004]	Disconnect gasket
YHCC-D60 [32352]	Hardcore Diff Cover
YP C1-D60-STD [32005]	Chrome cover
YP C2-D60-STD [32024]	Polished aluminium cover
YP C3-D60-STD [32111]	Aluminium cover
YP C5-D60-STD [32321]	Steel Cover
YP C6-D60 [32352]	Nodular iron cover, Extra-HD

SPICER



Continued on next page

# Spicer 60 Standard Rotation (Cont.)

General Motors, Ford, International, Jeep.  
Pinion enters housing below axle centerline

R/G Diameter: 9.75" / 248mm R/G Bolts: (12) 1/2" x 18 RH Cover Bolts: 10 Carrier Breaks: 4.10 / 4.56 Pinion Shaft Dia. / Spline: 1.625" / 29

## Seals

Part #	Description
YMS100715V [30000]	Pinion seal, '01 & up E250/E350/E450
YMS415960 [30060]	Wheel seal
YMS417480 [30064]	Axle seal, '62-'72 GM rear
YMS470682 [30082]	Inner axle seal, Front
YMS472856 [30092]	Axle seal, '66-'69 Ford rear
YMS473814 [30103]	Outer axle seal, '00 & down Dodge disconnect
YMS5131 [30122]	Inner axle seal, '00 & down Dodge disconnect
YMS710067 [30140]	Rear axle seal, semi-float
YMS9316 [30208]	Pinion seal
YMS9316-D60-35 [30209]	Pinion seal, oversize 35 spline pinion
YMS51098 [30117]	Inner axle seal, rear bolt-in Axles
YMSC1004 [30233]	Dodge Front inner axle seal, RH
YMSS1006 [30308]	Lower king pin seal
YMSS1007 [30309]	King pin rubber seal
YMSS1010 [30312]	Inner axle seal, quick disconnect housing
YMSS1014 [30316]	Axle seal, RH, quick disconnect housing
YMSS1015 [30317]	Axle seal, LH, quick disconnect housing
YMSS1018 [30320]	Inner axle seal, straight axle only
YMSS1020 [30322]	Upper king pin seal
YMSF1017 [30909]	'17 & up Ford Super Duty, mighty seal

## Drive Flange Kits

Part #	Description
YHC50003 [29067]	30 spline, Yukon engraved
YHC50004 [29068]	30 spline, non-engraved
YHC50005 [29069]	35 spline, Yukon engraved
YHC50006 [29070]	35 spline, non-engraved
YHCDF-30-B [29076]	30 spline, single flange only
YHCDF-35 [29077]	35 spline, single flange only

## Unit Bearings

Part #	Description
YB U580101 [18030]	LH, '98-'99 Dodge ton

## Spindles

Part #	Description
YP SP700013 [32253]	GM & Dodge Front spindle, 6 hole, 7.5" long, 7" flange
YP SP700022 [32254]	Ford Front spindle, 5 hole, 6.5" flange

## Spin Free Kits

Part #	Description
YA WU-03 [21727]	'94-'99 Dodge
YA WU-04 [21728]	'00-'08 Dodge SRW
YA WU-05 [21729]	'00-'08 Dodge DRW

## Hardcore Locking Hubs

Part #	Description
YHC70001 [29082]	35 spline, '79-'93 Dodge, '79-'91 GM
YHC70003 [29084]	30 spline, '75-'93 Dodge, '77-'91 GM
YHC70008 [29097]	35 spline, '94-'99 Dodge w/Spin Free Kit
YHC70009 [29098]	35 spline, '00-'08 Dodge w/Spin Free Kit
YHC71001 [29088]	35 spline, '79-'93 Dodge, '79-'91 GM, one side only
YHC71003 [29091]	30 spline, '75-'93 Dodge, '77-'91 GM, one side only
YHC71008 [29099]	35 spline, '94-'99 Dodge w/Spin Free Kit, one side only
YHC71009 [29100]	35 spline, '00-'08 Dodge w/Spin Free Kit, one side only
YHC72001 [29089]	Bezel & selector only
YHC73003 [29087]	35 spline upgrade kit for YHC70003

## Front wheel hubs

Part #	Description
YHC63629 [29072]	8 x 6.5" bolt pattern, fits GM spindle
YHC63907 [29073]	5 x 5.5" bolt pattern, fits GM spindle
YHC63908 [29074]	6 x 5.5" bolt pattern, fits GM spindle

# Spicer 60 Reverse Rotation

Ford, Pinion enters housing above axle centerline

R/G Diameter: 9.75" / 248mm R/G Bolts: (12) 1/2" x 18 RH Cover Bolts: 10 Carrier Breaks: 4.10 / 4.56 Pinion Shaft Dia. / Spline: 1.625" / 29

## Ring & Pinion Gear Sets

Part #	Ratio
YG D60R-354R [24309]	3.54
YG D60R-373R [24310]	3.73
YG D60R-411R [24065]	4.11
YG D60R-430R-T [24311]	4.30, thick
YG D60SR-456R [24709]	4.56, '17 & up
YG D60R-456R-T [24066]	4.56 Thick
YG D60R-488R [24067]	4.88
YG D60R-488R-T [24068]	4.88, thick
YG D60R-538R [24070]	5.38
YG D60R-538R-35 [24312]	5.38, 35 spline pinion
YG D60R-538R-T [24071]	5.38, thick

## Spider Gear Sets

Part #	Description
YPKD60-PC-P/L [16155]	Powr Lok clutch kit
YPKD60-PC-T/L [16156]	Trac Loc clutch kit
YPKD60-PC-01 [16175]	Powr-Lok drive flat plate
YPKD60-SG-01 [16176]	Powr-Lok side gear, 35 spline
YPKD60-P/L-35 [16008]	Powr Lok posi spider gear kit, 35 spl

## Spider Gear Sets (Cont.)

Part #	Description
YPKD60-S-35 [16085]	Standard spider gear kit, 35 spline
YPKD60-T/L-35 [16088]	Trac Lok positraction spider gear kit, 35 spline

## Overhaul & Install Kits

Part #	Description
YK D60-F [14128]	Master Overhaul kit, reverse Front
YK D60-SUP [14149]	Master Overhaul kit, "Super" 60
BK D60-F [11093]	Bearing installation kit, reverse Front
PK D60-F [13093]	Pinion installation kit, reverse Front
MK D60-F [12077]	Minimum installation kit, reverse Front
CK D60 [57005]	Carrier installation kit

## Axle Bearing & Seal Kits

Part #	Description
AK D50F-NUTS-A [10008]	Spindle nut & washer kit
AK D60F [10009]	Axle bearing & seal kit, '78-'97 Ford 1-ton
AK D60F-NUTS [10010]	Spindle nut & washer kit
AK F-F06 [10021]	Axle bearing & seal kit, '83-'96 Ford ton, '98-'99 Ford 1-ton

# Spicer 60 Reverse Rotation (Cont.)

Ford, Pinion enters housing above axle centerline

R/G Diameter: 9.75" / 248mm R/G Bolts: (12) 1/2" x 18 RH Cover Bolts: 10 Carrier Breaks: 4.10 / 4.56 Pinion Shaft Dia. / Spline: 1.625" / 29

## Yokes

Part #	Description
YY D60-1310-29S [41022]	1310 U/Joint, strap style
YY D60-1310-29U [41023]	1310 U/Joint, U-bolt style
YY D60-1330-29S [41024]	1330 U/Joint, strap style
YY D60-1330-29U [41025]	1330 U/Joint, U-bolt style
YY D60-1350-29S [41026]	1350 U/Joint, strap style
YY D60-1350-29U [41027]	1350 U/Joint, U-bolt style, 35 spline
YY D60-1350-B [41138]	1350 U/joint, Billet steel
YY D60-1350-F [41029]	1350 U/Joint, Forged steel
YY D60-1410-29S [41030]	1410 U/Joint, strap style
YY D60-1410-29U [41031]	1410 U/Joint, U-bolt style
YY D60-7290-29 [41032]	7290 U/Joint, round flange for Dodge
YY STR-002 [41193]	1350 & 1410 U/Joint strap kit
YY STR-003 [41194]	1480 U/Joint strap kit
YY UB-002 [41198]	1310 U/Joint U-Bolt kit
YY UB-003 [41199]	1330 U/Joint U-Bolt kit
YY UB-004 [41190]	1350 & 1410 U/Joint U-Bolt kit

## Shim Kits

Part #	Description
SK 30276 [55011]	Carrier shim kit
SK 30291 [55012]	Pinion depth shim kit
SK 34801 [55015]	Preload shim kit
SK 706375 [55020]	Complete shim kit

## Small Parts

Part #	Description
YHC80001 [29086]	King pin lower bearing cap, forged steel
YP KP-001 [32304]	Complete King-Pin rebuilt kit, one side
YP KP-002 [32305]	Partial King-Pin rebuilt kit, one side
YP KP-003 [32306]	Upper king pin bushing spring
YP KP-004 [32307]	Upper king pin cone
YP KP-005 [32308]	Cap gasket
YP KP-006 [32309]	Knuckle bushing
YP KP-007 [32310]	Upper spring cap
YP KP-008 [32311]	Upper spring retainer plate
YP KP-009 [32340]	King pin grease retainer
YSPABS-010 [33217]	ABS tone ring
YSPBF-002 [33001]	Baffle
YSPBF-015 [33014]	Inner slinger
YSPBF-020 [33019]	Outer slinger
YSPBF-036 [33441]	Pinion yoke dust shield
YSPBLT-007 [33037]	Ring gear bolt
YSPBLT-053 [33235]	Cover bolt
YSPBLT-054 [33236]	Powr Lok case bolt
YSPCG-001 [33249]	Posi clutch guide
YSPCS-006 [33089]	Crush sleeve
YSPCS-064 [33626]	Crush sleeve
YSPPN-010 [33144]	Pinion nut
YSPPN-030 [33164]	Pinion nut washer
YSPSP-021 [33494]	Spindle nut, no pin
YSPSP-022 [33495]	Spindle nut washer
YSPSP-023 [33496]	Spindle nut, w/ pin
YSPSP-024 [33497]	Spindle bearing & seal kit
YSPSP-028 [33501]	Spindle bearing & seal kit, w/ solid seal, '78-'99 Ford
YSPSP-030 [33503]	Spindle bearing & seal kit, '92-'98 Ford
YSPTW-017 [33287]	Pinion gear thrust washer
YSPTW-073 [33532]	Side gear thrust washer
YSPXP-009 [33314]	Cross pin shaft, standard open & Trac Loc
YSPXP-010 [33315]	Cross pin shaft, Powr Lok
YSPXP-022 [33327]	Roll pin for cross pin shaft

## Traction Aids & Spools

Part #	Description
YP FSD60-3-35 [32042]	Steel spool, 4.10 & down, 35 spline
YP FSD60-4-35 [32043]	Steel spool, 4.56 & up, 35 spline
YP FSD60-4-40 [32171]	Steel spool, 4.56 & up, 40 spline
YDGD60-3-35	Dura Grip Positraction, 35 spline, 4.10 & down
YDGD60-4-35	Dura Grip Positraction, 35 spline, 4.56 & up
YGLD60-3-35 [28003]	Grizzly Locker, 4.10 & down, 35 spline
YGLD60-3-40 [28024]	Grizzly Locker, 4.10 & down, 40 spline
YGLD60-4-40 [28025]	Grizzly Locker, 4.56 & up, 40 spline
YGLD60-4-35 [28005]	Grizzly Locker, 4.56 & up, 35 spl
YZLD60-3-35 [34022]	Zip Locker, 4.10 & down, 35 spl
YZLD60-3-35HC [34035]	Zip Locker, 4.10 & down, 35 spline, Competition Series
YZLD60-4-35 [34024]	Zip Locker, 4.56 & up, 35 spl
YZLD60-4-35HC [34036]	Zip Locker, 4.56 & up, 35 spline, Competition Series

## Heavy-Duty Front axle U/Joints

Part #	Description
YP SJ-733X-733 [32088]	Super Joint kit, 2 joints + full circle clips, grease & grease gun
YP SJ-733X-732 [32087]	2 Super Joints w/Full circle clips. No grease or grease gun
YP SJ-733X-731 [32086]	1 Super Joint, w/Full circle clips. No grease or grease gun

## Carrier Cases

Part #	Description
YC D706040 [20030]	Standard case, 4.10 & down, non-ABS
YC D706842 [20040]	Standard case, 4.10 & down, narrow
YC D707123 [20043]	Trac Loc case, 4.10 & down
YC D706039 [20029]	Trac Loc positraction case, 4.56 & up
YC D706041 [20031]	Standard case, 4.56 & up, non-ABS
YC D707175 [20046]	Standard case, 4.56 & up, w/ABS
YC D707212 [20047]	Standard case, 4.10 & down, w/ABS
YC D707433 [20124]	Trac Loc case, 4.10 & down, narrow

## Covers & Cover Gaskets

Part #	Description
YCGD60-D70 [23007]	Cover gasket
YP C2-D60-REV [32023]	Polished aluminium cover
YP C5-D60-REV [32320]	Steel Cover
YP C5-D60-SUP [32343]	"Super" 60 steel cover, 12 cover bolts
YHCC-D60 [32352]	Hardcore Diff Cover

## Ball Joints

Part #	Description
YSPBJ-007 [33449]	Lower ball joint
YSPBJ-008 [33450]	Upper ball joint
YSPBJ-010 [33452]	Ball joint kit
YSPBJ-014 [33456]	Ball joint kit, '99 & down

## Seals

Part #	Description
YMS100715V [30000]	Pinion seal, "Super" 60 Front
YMS18926 [30009]	Pinion seal for Rock Jock housing
YMS4250 [30067]	Wheel seal
YMS470682 [30082]	Inner axle seal, Front
YMS9316 [30208]	Pinion seal
YMS9316-D60-35 [30209]	Pinion seal, oversize 35 spline pinion
YMSF1015 [30348]	Outer axle unit bearing seal, '05 & up
YMSF1016 [30349]	Inner axle dust seal, '05 & up
YMSS1007 [30309]	King pin rubber seal

SPICER



Continued on next page

# Spicer 60 Reverse Rotation (Cont.)

Ford, Pinion enters housing above axle centerline

R/G Diameter: 9.75" / 248mm R/G Bolts: (12) 1/2" x 18 RH Cover Bolts: 10 Carrier Breaks: 4.10 / 4.56 Pinion Shaft Dia. / Spline: 1.625" / 29

## Drive Flange Kits

Part #	Description
YHC50003 [29067]	30 spline, Yukon engraved
YHC50004 [29068]	30 spline, non-engraved
YHC50005 [29069]	35 spline, Yukon engraved
YHC50006 [29070]	35 spline, non-engraved
YHCDF-30-B [29076]	30 spline, single flange only
YHCDF-35 [29077]	35 spline, single flange only

## Spindles

Part #	Description
YP SP700022 [32254]	Front spindle, Ford, 5 hole, 7" long, 6.5" flange
YP SP708085 [32267]	Frnt spindle, Ford, 5 hole, 7" long, 7" flange

## Hardcore Locking Hubs

Part #	Description
YHC70001 [29082]	35 spline, '78-'97 F350
YHC70002 [29083]	35 spline, '99-'04 F350
YHC70004 [29085]	30 spline, '99-'04 F350
YHC71001 [29088]	35 spline, '78-'97 F350, one side only
YHC71002 [29090]	35 spline, '99-'04 F350, one side only
YHC71004 [29092]	30 spline, '99-'04 F350, one side only
YHC72001 [29089]	Bezel & selector only
YHC73003 [29087]	35 spline upgrade kit for YHC70003
YHC73004 [29093]	35 spline upgrade kit for YHC70004

# Spicer 60 Short Reverse Front

2017 - Present 3/4 & 1 Ton Ford

R/G Diameter: 10" R/G Bolts: (12) 1/2" x 20 RH Cover Bolts: 10 Carrier Breaks: none Pinion Shaft Dia. / Spline: 28

## Ring & Pinion Gear Sets

Part #	Ratio
YG D60SR-354R [24713]	3.54
YG D60SR-373R [24714]	3.73
YG D60SR-410R [24712]	4.11
YG D60SR-430R [24708]	4.30
YG D60SR-456R [24709]	4.56
YG D60SR-488R [24710]	4.88

YGLD60-3-35 [28003]	Grizzly Locker, 4.10 & down, 35 spline
YDGD60-3-35 [26039]	Dura Grip Positraction, 35 spline, 4.10 & down
YZLD60-3-30 [34021]	Zip Locker, 4.10 & down, 30 spl
YZLD60-3-35 [34022]	Zip Locker, 4.10 & down, 35 spl

## Shim Kits

Part #	Description
SK 30276 [55011]	Carrier shim kit

## Small Parts

Part #	Description
YSPTW-017 [33287]	Pinion gear thrust washer
YSPTW-073 [33532]	Side gear thrust washer
YSPXP-009 [33314]	Cross pin shaft, standard open & Trac Loc
YSPXP-022 [33327]	Roll pin for cross pin shaft
YSPCS-064 [33626]	Crush sleeve

## Seals

Part #	Description
YMSF1017 [30909]	'17 & up Ford Super Duty, mighty seal

## Carrier Cases

Part #	Description
YC D706040 [20030]	Standard case, 4.10 & down, non-ABS
YC D706842 [20040]	Standard case, 4.10 & down, narrow
YC D707123 [20043]	Trac Loc case, 4.10 & down
YC D707433 [20124]	Trac Loc case, 4.10 & down, narrow
YC D707212 [20047]	Standard case, 4.10 & down, w/ABS

## Traction Aids & Spools

Part #	Description
YP FSD60-3-35 [32042]	Steel spool, 4.10 & down, 35 spline

# Spicer 61

Dodge, Ford

R/G Diameter: 9.75" / 248mm R/G Bolts: (12) 1/2" x 18 RH Cover Bolts: 10 Carrier Breaks: 3.31 / 3.54 Pinion Shaft Dia. / Spline: 1.625" / 29

## Yokes

Part #	Description
YY D60-1310-29S [41022]	1310 U/Joint, strap style
YY D60-1310-29U [41023]	1310 U/Joint, U-bolt style
YY D60-1330-29S [41024]	1330 U/Joint, strap style
YY D60-1330-29U [41025]	1330 U/Joint, U-bolt style
YY D60-1350-29S [41026]	1350 U/Joint, strap style
YY D60-1350-29U [41027]	1350 U/Joint, U-bolt style, 29 spline
YY D60-1350-29U [41027]	1350 U/Joint, U-bolt style, 35 spline
YY D60-1350-B [41138]	1350 U/joint, Billet steel
YY D60-1350-F [41029]	1350 U/Joint, Forged steel
YY D60-1410-29S [41030]	1410 U/Joint, strap style
YY D60-1410-29U [41031]	1410 U/Joint, U-bolt style
YY UB-003 [41199]	1330 U/Joint U-Bolt kit

## Small Parts

Part #	Description
YSPBF-002 [33001]	Baffle
YSPBF-015 [33014]	Inner slinger
YSPBF-020 [33019]	Outer slinger
YSPBF-036 [33441]	Pinion yoke dust shield
YSPBLT-007 [33037]	Ring gear bolt
YSPCS-006 [33089]	Crush sleeve
YSPPN-010 [33144]	Pinion nut
YSPPN-030 [33164]	Pinion nut washer
YSPTW-073 [33532]	Side gear thrust washer

## Shim Kits

Part #	Description
SK 30276 [55011]	Carrier shim kit
SK 30291 [55012]	Pinion depth shim kit
SK 34801 [55015]	Preload shim kit
SK 706375 [55020]	Complete shim kit

## Overhaul & Install Kits

Part #	Description
YK D60-F [14128]	Front Master Overhaul kit
YK D60-R [14037]	Rear Master Overhaul kit
BK D60-F [11093]	Front bearing installation kit
BK D60-R [11031]	Rear bearing installation kit
PK D60-F [13093]	Front pinion installation kit
PK D60-R [13032]	Rear pinion installation kit
MK D60-F [12077]	Front minimum installation kit
MK D60-R [12026]	Rear minimum installation kit

Continued on next page



# Spicer 61 (Cont.)

Ford, Pinion enters housing above axle centerline

R/G Diameter: 9.75" / 248mm R/G Bolts: (12) 1/2" x 18 RH Cover Bolts: 10 Carrier Breaks: 4.10 / 4.56 Pinion Shaft Dia. / Spline: 1.625" / 29

## Carrier Cases

Part #	Description
YC D706039 [20029]	Trac Lok positraction case, 4.56 & up
YC D706842 [20040]	Bare standard case, 4.10 & down
YC D707123 [20043]	Trac Lok positraction case, 4.10 & down
YC D707212 [20047]	Bare standard case, 4.10 & down

## Axle Bearing & Seal Kits

Part #	Description
AK 1561FD [10002]	Axle bearing & seal kit, Semi-float

## Covers & Cover Gaskets

Part #	Description
YP C5-D60-STD [32321]	Steel Cover
YCGD60-D70 [23007]	Dropout gasket

## Seals

Part #	Description
YMS710067 [30140]	Rear axle seal, semi-float
YMS9316 [30208]	Pinion seal
YMS99187 [30228]	Pinion yoke redi sleeve

## Spider Gear Sets

Part #	Description
YPKD60-P/L-30 [16007]	Powr Lok posi spider gear kit, 30 spline
YPKD60-P/L-35 [16008]	Powr Lok posi spider gear kit, 35 spline
YPKD60-S-30 [16009]	Standard spider gear kit, 30 spline
YPKD60-S-35 [16085]	Standard spider gear kit, 35 spline
YPKD60-T/L-30 [16086]	Trac Lok posi spider gear kit, 30 spline
YPKD60-T/L-35 [16088]	Trac Lok posi spider gear kit, 35 spline

# Spicer 70

Dodge, General Motors, Ford

R/G Diameter: 10.5" R/G Bolts: (12) 1/2" x 18 RH Cover Bolts: 10 Carrier Breaks: 4.10 / 4.56 Pinion Shaft Dia. / Spline: 1.750" / 29

## Ring & Pinion Gear Sets (5/8" offset)

Part #	Ratio
YG D70-354 [24072]	3.54
YG D70-373 [24073]	3.73
YG D70-411 [24074]	4.11
YG D70-456 [24075]	4.56
YG D70-456T [24317]	4.56, thick
YG D70-488 [24318]	4.88
YG D70-513 [24319]	5.13
YG D70-586 [24320]	5.86
YG D70-617 [24321]	6.17
YG D70-717 [24322]	7.17

## Axle Bearing & Seal Kits

Part #	Description
AK CD60 [10061]	Axle Bearing & Seal kit, '94-'02 Dodge
AK FD60/70 [10055]	Axle bearing & seal kit, '67-'97 Ford 1-ton

## Yokes

Part #	Description
YY D60-1310-29S [41022]	1310 U/Joint, strap style
YY D60-1310-29U [41023]	1310 U/Joint, U-bolt style
YY D60-1330-29U [41025]	1330 U/Joint, U-bolt style
YY D60-1350-29S [41026]	1350 U/Joint, strap style
YY D60-1350-29U [41027]	1350 U/Joint, U-bolt style, 29 spline
YY D60-1350-B [41138]	1350 U/joint, Billet steel
YY D60-1350-F [41029]	1350 U/Joint, Forged steel
YY D60-1410-29S [41030]	1410 U/Joint, strap style
YY D60-1410-29U [41031]	1410 U/Joint, U-bolt style
YY D60-7290-29 [41032]	7290 U/Joint, round flange for Dodge
YY D60-RND-29R [41033]	Round companion flange
YY STR-002 [41193]	1350 & 1410 U/Joint strap kit
YY STR-003 [41194]	1480 U/Joint strap kit
YY UB-003 [41199]	1330 U/Joint U-Bolt kit
YY UB-004 [41190]	1350 & 1410 U/Joint U-Bolt kit

## Seals

Part #	Description
YMS100715V [30000]	Pinion seal, '01 & up E250/E350/E450
YMS417158 [30063]	Wheel seal, '94-'02 Dodge
YMS9316 [30208]	Pinion seal
YMS9864S [30216]	Wheel seal, '67-'97 Ford
YMS99187 [30228]	Pinion yoke redi sleeve

## Traction Aids & Spoils

Part #	Description
YDGD70-3-32 [26043]	Dura Grip Positraction, 32 spline, 4.10 & down
YDGD70-3-35 [26044]	Dura Grip Positraction, 35 spline, 4.10 & down

## Small Parts

Part #	Description
YSPABS-011 [33218]	ABS tone ring
YSPBF-002 [33001]	Baffle, Dana 70U
YSPBF-004 [33003]	Baffle, Dana 70 & 70HD
YSPBF-014 [33013]	Inner slinger
YSPBF-020 [33019]	Outer slinger
YSPBF-036 [33441]	Pinion yoke dust shield
YSPBLT-007 [33037]	Ring gear bolt
YSPBLT-053 [33235]	Cover bolt
YSPBLT-054 [33236]	Powr Lok case bolt
YSPPN-010 [33144]	Pinion nut
YSPPN-030 [33164]	Pinion nut washer
YSPSP-004 [33477]	Spindle nut retainer, 1.830" I.D., 10 outer tabs
YSPSP-006 [33479]	Spindle nut, 1.940" I.D., 6 slots
YSPTW-017 [33287]	Pinion gear thrust washer, 2-piece case only
YSPTW-018 [33288]	Pinion gear thrust washer
YSPTW-073 [33532]	Side gear thrust washer
YSPXP-010 [33315]	Cross pin shaft, Powr Lok
YSPXP-019 [33324]	Cross pin shaft, standard open
YSPXP-022 [33327]	Roll pin for cross pin shaft
YSPXP-023 [33328]	Cross pin shaft, standard open, fits UPS trucks only

## Carrier Cases

Part #	Description
YC D706053 [20032]	70 & 70U Powr-Lok case, 4.10 & down, ABS or non-ABS
YC D706056 [20033]	70 & 70U Stan case, 4.56 & up, non-ABS
YC D706066 [20034]	70HD Powr Lok case, 4.10 & down, non-ABS
YC D706067 [20035]	70HD Powr Lok case, 4.56 & up, ABS & non-ABS
YC D706068 [20036]	70HD Stan case, 4.10 & down, non-ABS
YC D706069 [20037]	70HD Standard case, 4.56 & up, non-ABS
YC D707125 [20044]	70 & 70U Standard case, 4.56 & up, ABS & non-ABS
YC D707129 [20045]	70 & 70U Standard case, 4.10 & down, ABS & non-ABS
YC D707216 [20048]	Standard case, 4.10 & down, narrow
YC D708075-1 [20129]	Standard case, "Super" 70, 35 spline
YC G8892385 [20103]	Standard case, "Super" 70, Express & Savana van

SPICER



Continued on next page

# Spicer 70 (Cont.)

Dodge, General Motors, Ford

R/G Diameter: 10.5" R/G Bolts: (12) 1/2" x 18 RH Cover Bolts: 10 Carrier Breaks: 4.10 / 4.56 Pinion Shaft Dia. / Spline: 1.750" / 29

## Overhaul & Install Kits

Part #	Description
YK D70 [14038]	Master Overhaul kit, Dana 70
YK D70-HD [14039]	Master Overhaul kit, Dana 70HD
YK D70U [14040]	Master Overhaul kit, Dana 70U
BK D70 [11032]	Bearing installation kit, Dana 70
BK D70-HD [11033]	Bearing installation kit, Dana 70HD
BK D70-U [11034]	Bearing installation kit, Dana 70U
PK D70 [13033]	Pinion installation kit, Dana 70
PK D70-HD [13034]	Pinion installation kit, Dana 70HD
PK D70-U [13035]	Pinion installation kit, Dana 70U
MK D70 [12027]	Minimum installation kit, Dana 70
MK D70-HD [12028]	Minimum installation kit, Dana 70HD

## Covers & Cover Gaskets

Part #	Description
YCGD60-D70 [23007]	Cover gasket
YP C3-D70 [32112]	Heavy-duty aluminum girdle cover
YP C5-D70 [32322]	Steel Cover
MK D70-U [12029]	Minimum installation kit, Dana 70

## Spider Gear Sets

Part #	Description
YPKD60-PC-P/L [16155]	Powr Lok clutch kit
YPKD60-P/L-35 [16008]	Powr Lok posi spider gear kit, 35 spline
YPKD60-PC-01 [16175]	Powr-Lok drive flat plate
YPKD70-P/L-32 [16090]	Powr Lok posi spider gear kit, 32 spline
YPKD70-S-32 [16092]	Standard spider gear kit, 32 spline
YPKD70-S-35 [16093]	Standard spider gear kit, 35 spline
YPKD80-S-37 [16096]	Standard spider gear kit, 37 spline
YPKD60-SG-01 [16176]	Powr-Lok side gear, 35 spline

## Shim Kits

Part #	Description
SK 30276 [55011]	Carrier shim kit
SK 30291 [55012]	Pinion depth shim kit, Dana 70U
SK 30797 [55013]	Pinion depth shim kit, Dana 70 & 70HD
SK 34801 [55015]	Preload shim kit, D70U
SK 41009 [55070]	Preload Spacer
SK 706213 [55019]	Complete shim kit, Dana 70 & 70HD
SK 706375 [55020]	Complete shim kit, Dana 70U

# Spicer 80

Dodge, General Motors, Ford

R/G Diameter: 11.25" R/G Bolts: (12) 9/16" x 18 RH Cover Bolts: 10 Carrier Breaks: 3.73 / 4.10 Pinion Shaft Dia. / Spline: 2.0" / 37

## Ring & Pinion Gear Sets

Part #	Ratio
YG D80-331 [24323]	3.31
YG D80-354 [24076]	3.54
YG D80-373 [24077]	3.73
YG D80-373-4 [24078]	3.73, thin
YG D80-411 [24079]	4.11
YG D80-411T [24080]	4.11, thick
YG D80-430 [24081]	4.30
YG D80-463 [24082]	4.63
YG D80-488 [24324]	4.88
YG D80-513 [24083]	5.13
YG D80-538 [24325]	5.38

## Spider Gear Sets

Part #	Description
YPKD70-S-35 [16093]	Standard spider gear kit, 35 spline
YPKD80-S-37 [16096]	Standard spider gear kit, 37 spline
YPKD80-PC-T/L [16157]	Trac Loc clutch kit
YPKD80-P/L-35-R [16094]	Positraction spider gear set, 35 spline, round cross pin shafts

## Carrier Cases

Part #	Description
YC D707061 [20122]	Standard case, 4.10 & up, 35 spline, loaded
YC D707062 [20042]	Standard case, 4.10 & up, non-ABS
YC D707219 [20049]	Standard case, 3.73 & down, ABS & non-ABS
YC D707230 [20050]	Standard case, 4.10 & up, ABS & non-ABS

## Covers & Cover Gaskets

Part #	Description
YP C1-D80 [32006]	Chrome Cover
YP C2-D80 [32025]	Polished aluminium cover
YP C5-D80 [32323]	Steel Cover
YP C5-D80-A [32337]	Finned aluminum cover
YP C6-D80 [32337]	Finned aluminum cover

## Traction Aids & Devices

Part #	Description
YDGD80-3-35 [26045]	Dura Grip Positraction, 35 spline, 3.73 & down
YDGD80-3-37 [26046]	Dura Grip Positraction, 37 spline, 3.73 & down
YDGD80-4-35 [26047]	Dura Grip Positraction, 35 spline, 4.10 & up
YDGD80-4-37 [26048]	Dura Grip Positraction, 37 spline, 4.10 & up
YP FSD80-4-35 [32172]	35 spline spool, 4.10 & up
YP FSD80-4-37 [32173]	37 spline spool, 4.10 & up

## Overhaul & Install Kits

Part #	Description
YK D80-A [14041]	Master Overhaul kit
YK D80-B [14042]	Master Overhaul kit, '98 & up Ford only
BK D80-A [11035]	Bearing installation kit

## Overhaul & Install Kits (Cont.)

Part #	Description
BK D80-B [11036]	Bearing installation kit, '98 & up Ford only
PK D80-A [13036]	Pinion installation kit
PK D80-B [13037]	Pinion installation kit, '98 & up Ford only
MK D80-A [12030]	Minimum installation kit
MK D80-B [12031]	Minimum installation kit, '98 & up Ford only

## Yokes

Part #	Description
YY D80-1410-37S [41034]	1410 U/Joint, strap style
YY D80-1480-37S [41035]	1480 U/Joint, strap style
YY D80-1550-37S [41215]	1550 U/Joint, strap style
YY D80-RND-37R [41036]	Round companion flange
YY STR-003 [41194]	1480 U/Joint strap kit
YY UB-004 [41190]	1350 & 1410 U/Joint U-Bolt kit
YY UB-005 [41191]	1480 U/Joint U-Bolt kit

Continued on next page

# Spicer 80 (Cont.)

Dodge, General Motors, Ford

R/G Diameter: 11.25" R/G Bolts: (12) 9/16" x 18 RH Cover Bolts: 10 Carrier Breaks: 3.73 / 4.10 Pinion Shaft Dia. / Spline: 2.0" / 37

## Small Parts

Part #	Description
YSPABS-008 [33215]	ABS tone ring
YSPBF-005 [33004]	Baffle
YSPBF-019 [33018]	Outer slinger
YSPBLT-009 [33039]	Ring gear bolt
YSPBLT-053 [33235]	Cover bolt
YSPPN-011 [33145]	Pinion nut
YSPPN-031 [33165]	Pinion nut washer
YSPTW-018 [33288]	Pinion gear thrust washer
YSPTW-073 [33532]	Side gear thrust washer
YSPXP-019 [33324]	Cross pin shaft, standard open
YSPXP-022 [33327]	Roll pin for cross pin shaft

## Seals

Part #	Description
YMS100727 [30001]	Pinion seal, '98 & up Ford
YMS4525V [30075]	Pinion seal

## Shim Kits

Part #	Description
SK 20112 [55006]	Pinion depth shim kit (between pinion head & bearing)
SK 30276 [55011]	Carrier shim kit
SK 42429 [55076]	Pinion preload shim kit
SK 707066 [55024]	Pinion shim kit, 4.125" O.D., design only
SK 707068 [55025]	Complete shim kit
SK 707481 [55028]	Complete shim kit, '98 & up Ford only
YSPXP-022 [33327]	Roll pin for cross pin shaft

# Spicer 110

Dodge, General Motors, Ford

R/G Diameter: 12.25" R/G Bolts: (12) 1/2" x 20 LH Cover Bolts: 10 Carrier Breaks: None Pinion Shaft Dia. / Spline: 2.215" / 34

## Ring & Pinion Gear Sets

Part #	Ratio
YG DS110-373 [24326]	3.73
YG DS110-411 [24327]	4.11
YG DS110-430 [24566]	4.30
YG DS110-456 [24328]	4.56
YG DS110-488 [24329]	4.88

## Yokes

Part #	Description
YY DS111-RND-34 [41183]	Round companion flange
YY S110-1480-39 [41171]	1480 U/Joint
YY UB-005 [41191]	1480 U/Joint U-Bolt kit

## Spider Gear Sets

Part #	Description
YPKDS110-S-34 [16135]	Standard spider gear kit, 34 spline

## Shim Kits

Part #	Description
SK DS110 [55066]	Solid pinion spacer

## Overhaul & Install Kits

Part #	Description
YK DS110 [14150]	Master Overhaul kit

## Small Parts

Part #	Description
YSPABS-007 [33214]	ABS tone ring
YSPBLT-043 [33072]	Ring gear bolt
YSPPN-035 [33169]	Pinion nut

## Axle Bearing & Seal Kits

Part #	Description
AK F450 [10054]	Axle Bearing & Seal kit for F450

## Seals

Part #	Description
YMS710454 [30157]	Inner wheel seal
YMSS1021 [30323]	Pinion seal

**S110 Ring & Pinion**



**SPICER**

# Spicer 111

Dodge

R/G Diameter: 12.25" R/G Bolts: (10) Cover Bolts: Dropout Pinion Shaft Dia. / Spline: 2.215" / 34

## Ring & Pinion Gear Sets

Part #	Ratio
YG DS111-411 [24559]	4.11
YG DS111-444 [24561]	4.44
YG DS111-488 [24560]	4.88

## Seals

Part #	Description
YMSS1021 [30323]	Pinion seal

## Shim Kits

Part #	Description
SK DS110 [55066]	Preload shim kit
SK DS110 [55066]	Solid pinion spacer

## Small Parts

Part #	Description
YSPABS-025 [33423]	ABS tone ring, 4.55 & 4.88 ratio
YSPABS-030 [33436]	ABS tone ring, 5.38 ratio
YSPBLT-046 [33202]	Ring gear bolt
YSPPN-035 [33169]	Pinion nut

# Spicer 130

Ford

R/G Diameter: 14.25" R/G Bolts: (12) 1/2" x 20 RH Cover Bolts: dropout Carrier Breaks: None Pinion Shaft Dia. / Spline: 2.250" / 34

## Ring & Pinion Gear Sets

Part #	Ratio
YG DS130-430 [24557]	4.30
YG DS130-488 [24558]	4.88

## Overhaul & Install Kits

Part #	Description
YK DS110 [14150]	Master Overhaul Kit

# Spicer 135

Ford / GM

R/G Diameter: 14.25" R/G Bolts: (12) 1/2" x 20 RH Cover Bolts: dropout Carrier Breaks: None Pinion Shaft Dia. / Spline: 2.250" / 34

## Ring & Pinion Gear Sets

Part #	Ratio
YG DS135-411 [24581]	4.11
YG DS135-488 [24600]	4.88
YG DS135-513 [45799]	5.13
YG DS135-538 [24694]	5.38

## Overhaul & Install Kits

Part #	Description
YK DS135 [14126]	Master Overhaul Kit

## Axle Bearing & Seal Kits

Part #	Description
AK F450 [10054]	Axle bearing & seal kit for F450

## Shim Kits

Part #	Description
SK 30214 [55010]	Carrier shim kit
SK DS135 [55068]	Preload shim kit

## Carrier Case

Part #	Description
YC DS135-03 [20136]	Standard case, 3.91-4.44 ratios only

## Spider Gear Sets

Part #	Description
YPKDS135-S-36 [16136]	Standard spider gear kit, 36 spline

## Small Parts

Part #	Description
YSPBLT-011 [33041]	Ring Gear bolt & nut set, set of 12
YSPPN-037 [33203]	Pinion nut

## Seals

Part #	Description
YMS710454 [30157]	Inner wheel seal
YMS714512 [30170]	Pinion seal



**4340 Chromoly Rear Axles**



# Ford 7.5"

Passenger Car, Small Truck & Aerostar Van

R/G Diameter: 7.5" R/G Bolts: (10) 7/16" x 20 RH Cover Bolts: 10 Carrier Breaks: None Pinion Shaft Dia. / Spline: 1.625" / 28

## Ring & Pinion Gear Sets

Part #	Ratio
YG F7.5-273 [24335]	2.73
YG F7.5-308 [24336]	3.08
YG F7.5-327 [24337]	3.27
YG F7.5-345 [24338]	3.45
YG F7.5-373 [24339]	3.73
YG F7.5-411 [24340]	4.11
YG F7.5-456 [24341]	4.56

## Spider Gear Sets

Part #	Description
YPKF7.5-PC [16013]	Positraction clutch set
YPKF7.5-S-28 [16014]	Standard spider gear set, 28 spline

## Overhaul & Install Kits

Part #	Description
YK F7.5 [14046]	Master Overhaul kit
BK F7.5 [11039]	Bearing installation kit
PK F7.5 [13039]	Pinion installation kit
MK F7.5 [12033]	Minimum installation kit
CK GM8.5 [57008]	Carrier installation kit

## Axle Bearing & Seal Kits

Part #	Description
AK 1563 [10004]	Axle bearing & seal kit, 2.250" O.D.

## Yokes

Part #	Description
YY F750600 [41045]	Round companion flange, 4.3" O.D.
YY F750602 [41046]	Round companion flange, 5" O.D.

## Shim Kits

Part #	Description
SK 25300 [55009]	Pinion depth shim kit
SK CSF8.8 [55040]	Crush sleeve eliminator kit
SK SS10 [55001]	Super carrier shim kit

## Small Parts

Part #	Description
YB AX-009 [18055]	IRS axle bearing
YSPABS-016 [33223]	ABS tone ring
YSPABS-032 [33563]	ABS tone ring for axle, '05-'14 Mustang
YSPBF-023 [33022]	Outer slinger
YSPBLT-024 [33053]	Ring gear bolt
YSPBLT-038 [33067]	Cross pin bolt
YSPBLT-079 [33554]	Cover bolt
YSPCC-006 [33079]	C/Clip, Auburn posi only
YSPCC-007 [33080]	C/Clip, Standard & Trac Loc
YSPCC-010 [33083]	C/Clip
YSPCS-002 [33085]	Crush sleeve
YSPPN-020 [33154]	Pinion nut
YSPSPR-003 [33514]	Trac Loc spring
YSPSTUD-005 [33175]	Axle stud
YSPTW-025 [33295]	Side gear thrust washer, standard open
YSPTW-026 [33296]	Pinion gear thrust washer
YSPXP-025 [33296]	Cross pin shaft
YSPXP-055 [33430]	Notched cross pin shaft

## Traction Aids & Spools

Part #	Description
YDGF7.5-28 [26034]	Dura Grip positraction

## Carrier Cases

Part #	Description
YC F750500 [20071]	Standard carrier case

## Covers & Cover Gaskets

Part #	Description
YCGF7.5 [23009]	Cover Gasket
YP C1-F7.5 [32008]	Chrome Cover

## Seals

Part #	Description
YMS3604 [30037]	Pinion seal
YMS8660S [30196]	Axle seal
YMS99181 [30226]	Pinion yoke redi sleeve
YMSF1003 [30255]	IRS stub seal, passenger car

# Ford 8"

Passenger Car

R/G Diameter: 8.0" R/G Bolts: (10) 7/16" x 20 RH Cover Bolts: Dropout Carrier Breaks: None Pinion Shaft Dia. / Spline: 1.188" / 25

## Ring & Pinion Gear Sets

Part #	Ratio
YG F8-300 [24343]	3.00
YG F8-325 [24344]	3.25
YG F8-355 [24092]	3.55
YG F8-380 [24093]	3.80
YG F8-411 [24094]	4.11
YG F8-462 [24345]	4.62

## Spider Gear Sets

Part #	Description
YPKF9-CH-02 [16159]	Trac Loc clutch hub, 28 spline
YPKF9-P-28-2 [16022]	Trac Loc positraction spider gear kit, 2-pinion, 28 spline
YPKF9-P-28-REB [16024]	Trac Loc positraction rebuild kit, 4-pinion, 28 spline w/clutches
YPKF9-P-31-REB [16027]	Trac Loc positraction rebuild kit, 4-pinion, 31 spline w/clutches
YPKF9-PC-01 [16177]	Trac Loc friction plate

## Spider Gear Sets (Cont.)

Part #	Description
YPKF9-PC-02 [16178]	Trac Loc steel plate
YPKF9-PC-03 [16179]	Trac Loc combo-plate, single sided
YPKF9-PC-E [16028]	Positraction clutch kit, early 5-tab design
YPKF9-PC-L [16029]	Positraction clutch kit, 4-tab design
YPKF9-PC-SHIMS [16030]	Positraction preload shim kit
YPKF9-PG-01 [16160]	Pinion gear, fits standard and Trac Loc
YPKF9-S-28-2 [16031]	Stan spider gear kit, 2-pinion, 28 spline
YPKF9-SG-03 [16163]	Side gear, 28 spline, with hub
YPKF9-SG-04 [16164]	Side gear, 28 spline, w/o hub

## Overhaul & Install Kits

Part #	Description
YK F8 [14047]	Master Overhaul kit
YK F8-AG [14048]	Master Overhaul kit, w/aftermarket positraction or locker
YK F8-HD [14049]	Master Overhaul kit, w/Daytona style pinion support
BK F8 [11040]	Bearing installation kit

Continued on next page

FORD



# Ford 8" (Cont.)

Passenger Car

R/G Diameter: 8.0" R/G Bolts: (10) 7/16" x 20 RH Cover Bolts: Dropout Carrier Breaks: None Pinion Shaft Dia. / Spline: 1.188" / 25

## Overhaul & Install Kits (Cont.)

Part #	Description
BK F8 [11040]	Bearing installation kit
BK F8-AG [11112]	Bearing Installation kit, w/ Aftermarket posi
BK F8-HD [11041]	Brg installation kit, w/Daytona style pinion support
PK F8 [13040]	Pinion installation kit
MK F8 [12034]	Minimum installation kit

## Yokes

Part #	Description
YY F800600 [41047]	1310 U/joint

## Shim Kits

Part #	Description
SK F8 [55055]	Pinion depth shim kit

## Seals

Part #	Description
YMS242 [30027]	Pinion support o-ring
YMS3214 [30031]	Outer axle seal
YMS8181NA [30180]	Pinion seal
YMS9569S [30214]	Axle seal, 1.365" I.D., 2.264" O.D.
YMS99181 [30226]	Pinion yoke redi sleeve

## Carrier Cases

Part #	Description
YC F800501 [20075]	Trac Loc case, bare

## Dropout Gasket

Part #	Description
YCGF8 [23010]	Dropout gasket

## Small Parts

Part #	Description
YB PB-003 [18043]	Pilot bearing
YP DOF9-11 [32339]	Copper washer for dropout stud
YP B3/8X1.25SW [32108]	Pinion support bolt, safety wire design
YSPBLT-013 [33043]	Ring gear bolt, non-Trac Loc
YSPBLT-014 [33044]	Ring gear bolt, w/Trac Loc
YSPBLT-026 [33055]	Ring gear bolt, for safety wire
YSPBLT-029 [33058]	Ring gear bolt, .925" long
YSPBLT-060 [33242]	Pinion support bolt
YSPBLT-068 [33245]	Ring gear bolt washer
YSPCS-010 [33093]	Crush sleeve
YSPPN-020 [33154]	Pinion nut
YSPSPR-006 [33517]	Trac Loc spring plate
YSPRET-001 [33254]	Pilot bearing retainer
YSPTW-013 [33283]	Side gear thrust washer
YSPTW-031 [33301]	Pinion gear thrust washer
YSPXP-027 [33332]	Cross pin shaft
YSPXP-029 [33334]	Roll pin for cross pin shaft
YSPBLT-083 [33575]	T-bolt

## Traction Aids & Spools

Part #	Description
YDGF8-28-AG [26001]	Trac Loc posi, 28 spline, Aggressive
YDGF8-28-SM [26002]	Trac Loc posi, 28 spline, Smooth
YDGF8-31-AG [26003]	Trac Loc posi, 31 spline, Aggressive
YDGF8-31-SM [26004]	Trac Loc positraction, 31 spline, Smooth
YGLF8-28 [28006]	Grizzly Locker, 28 spline
YGLF8-31 [28007]	Grizzly Locker, 31 spline
YP MINSF9-28 [32056]	Mini spool, 28 spline

# Ford 8.0IRS

Lincoln LS

R/G Diameter: 8.0" R/G Bolts: 7/16" x 20 RH Cover Bolts: 10 Carrier Breaks: None Pinion Shaft Dia. / Spline: 1.188" / 25

## Overhaul & Install Kits

Part #	Description
YK F8.0IRS [14153]	Master Overhaul kit

## Yokes

Part #	Description
YY F800601-IRS [41141]	Pinion yoke

## Small Parts

Part #	Description
YB AX-008 [18054]	Stub axle bearing
YSPCS-049 [33131]	Crush sleeve

## Carrier Cases

Part #	Description
YC F800101 [20074]	Standard carrier case, bare

## Seals

Part #	Description
YMSF1008 [30260]	Stub axle seal
YMSF1009 [30261]	Pinion seal



**Yoke for Ford 8" IRS**

## Ring & Pinion Gear Sets

Part #	Ratio
YG F8.8-308 [24349]	3.08
YG F8.8-327 [24350]	3.27
YG F8.8-331 [24351]	3.31
YG F8.8-355 [24095]	3.55
YG F8.8-355-15 [24672]	3.55, '15 & up
YG F8.8-373 [24096]	3.73
YG F8.8-373-15 [24670]	3.73, '15 & up
YG F8.8-390 [24352]	3.90
YG F8.8-411 [24097]	4.11
YG F8.8-411-15 [24691]	4.11, '15 & up
YG F8.8-430 [24353]	4.30
YG F8.8-456 [24098]	4.56
YG F8.8-456-15 [24690]	4.56, '15 & up
YG F8.8-488 [24099]	4.88
YG F8.8-488-15 [24692]	4.88, '15 & up
YG F8.8-513 [24100]	5.13
YG F8.8-571 [24354]	5.71
YG F8.8R-331R [24356]	3.31, reverse rotation
YG F8.8R-355R [24357]	3.55, reverse rotation
YG F8.8R-373R [24358]	3.73, reverse rotation
YG F8.8R-411R [24101]	4.11, reverse rotation
YG F8.8R-456R [24102]	4.56, reverse rotation
YG F8.8R-488R [24103]	4.88, reverse rotation
YG F8.8R-513R [24359]	5.13, reverse rotation

## Axle Bearing & Seal Kits

Part #	Description
AK 1559 [10001]	Axle Bearing & Seal kit, 2.530" O.D., non-IRS
AK 1563 [10004]	Axle Bearing & Seal kit, 2.250" O.D., non-IRS
AK 1561FD [10002]	Axle Bearing & Seal kit, 2.985" O.D.

## Spider Gear Sets

Part #	Description
YPKF8.8-P-28 [16015]	Dura Grip & Eaton posi spider gear kit, 28 spline
YPKF8.8-P-31 [16016]	Dura Grip & Eaton posi spider gear kit, 31 spline
YPKF8.8-PC [16017]	Trac Loc clutch set, early design w/long tabs
YPKF8.8-PC-C [16104]	Trac Loc clutch set, '03 & up SVT Cobra only
YPKF8.8-PC-L [16018]	Trac Loc clutch set, late design w/short tabs
YPKF8.8-S-28 [16019]	Standard spider gear kit, 28 spline
YPKF8.8-S-28IRS [16020]	Standard spider gear kit, 28 spline IRS
YPKF8.8-S-31 [16021]	Standard spider gear kit, 31 spline
YPKF8.8-T/L-31 [16106]	Trac Loc spider gear kit, 31 spline, w/o clutches or cross pin shaft
YPKGM12-PC-DG1 [16064]	Dura Grip clutch kit, 14 piece, composite clutches
YPKGM12-PC-SHIM [16042]	Dura Grip posi shim kit
YPKGM12-PC-14 [16041]	Dura Grip & Eaton posi clutch set, 14 Carbon clutches
YPKGM12-PC-18 [16110]	Dura Grip & Eaton posi clutch set, 18 steel clutches
YPKGM12-PC-22 [16111]	Dura Grip & Eaton posi clutch set, 22 steel clutches

## Traction Aids & Spools

Part #	Description
YDGF8.8-28-1 [26005]	Dura Grip positraction, 28 spline
YDGF8.8-31-1 [26006]	Dura Grip positraction, 31 spline
YC F318 [20069]	Trac Loc positraction, loaded
YP PF8.8E-31 [32351]	Electric Locker, '10-'14 Raptor, 31 spline
YP PF8.8IFS-31 [32351]	Helical gear posi, '10-'14 F150 Raptor, 31 spline

## Overhaul & Install Kits

Part #	Description
YK F8.8-A [14050]	Master Overhaul kit, '09 & down
YK F8.8-B [14203]	Master Overhaul kit, '10 F150 & '10 & up Mustangs
YK F8.8-C [14208]	Master Overhaul kit, '11 & up F150
YK F8.8-D [14223]	Master Overhaul kit, '15 & up
YK F8.8-IRS-L [14154]	Master Overhaul kit, IRS passenger car
YK F8.8-IRS-SUV [14155]	Master Overhaul kit IRS SUV
YK F8.8-REV [14051]	Master Overhaul kit, IFS Front
YK F8.8-REV-B [14218]	Master Overhaul kit, '09 & up
BK F8.8 [11042]	Bearing installation kit, '09 & down
PK F8.8 [13041]	Pinion installation kit, '09 & down
PK F8.8-D [13115]	Pinion installation kit, '15 & up
MK F8.8 [12035]	Minimum installation kit
CK F8.8 [57007]	Carrier installation kit

## Yokes

Part #	Description
YY F880600 [41048]	Round companion flange, 4.3" O.D.
YY F880601 [41049]	1330 U/Joint
YY F880602 [41050]	Round companion flange, 5" O.D.
YY F880622 [41051]	1350 U/Joint, forged steel
YY F880631 [41142]	Round companion flange, '05 & up Mustang w/CV driveshaft

## Shim Kits

Part #	Description
SK 25300 [55009]	Pinion depth shim kit
SK CSF8.8 [55040]	Crush sleeve eliminator kit
SK SS12 [55002]	Super carrier shim kit

## Small Parts

Part #	Description
YB AX-009 [18056]	IRS/IFS axle bearing
YSPABS-026 [21746]	ABS tone ring, 35 tooth, '03 & up crown vic
YSPABS-017 [33224]	ABS tone ring, for carrier, 108 tooth
YSPABS-018 [33225]	ABS tone ring for axle, 50 tooth, 3.7"
YSPABS-019 [33226]	ABS tone ring for axle, 49 tooth, 4.5"
YSPABS-032 [33563]	ABS tone ring for axle, '05-'14 Mustang
YSPBF-007 [33006]	Baffle, IFS Front
YSPBF-023 [33022]	Outer slinger, rear differential
YSPBLT-024 [33053]	Ring gear bolt
YSPBLT-038 [33067]	Cross pin bolt
YSPBLT-079 [33554]	Cover bolt
YSPCC-010 [33083]	C/Clip
YSPCS-002 [33085]	Crush sleeve
YSPPN-020 [33154]	Pinion nut
YSPSR-019 [33270]	IRS snap ring
YSPSTUD-005 [33175]	Axle stud
YSPSTUD-021 [33191]	Axle stud, 1 31/32" x 1/2"-20
YSPSPR-004 [33515]	Trac Loc spring, 28 spline
YSPSPR-005 [33516]	Trac Loc spring, 31 spline
YSPSPR-009 [33520]	Dura Grip spring plate, 200lb & 300lb design
YSPSR-010 [33271]	Stub axle snap ring clip
YSPTW-027 [33297]	Pinion gear thrust washer, 0.750" I.D.
YSPTW-028 [33298]	Side gear thrust washer, 0.750" cross pin design
YSPTW-029 [33299]	Pinion gear thrust washer, 0.875" I.D.
YSPTW-030 [33300]	Side gear thrust washer, 0.875" cross pin design
YSPXP-026 [33331]	Cross pin shaft, 0.875" diameter
YSPXP-027 [33332]	Cross pin shaft
YSPXP-057 [33432]	Notched cross pin shaft
YSPXP-059 [33434]	Notched cross pin shaft
YSPPN-041 [33577]	Pinion nut, staked design, '15 & up

Continued on next page

FORD

# Ford 8.8" (Cont.)

Passenger Car & Truck

R/G Diameter: 8.8" R/G Bolts: (12) 7/16" x 20 RH Cover Bolts: 10 Carrier Breaks: None Pinion Shaft Dia. / Spline: 1.625" / 28

## Traction Aids & Spools (Cont.)

Part #	Description
YDGF8.8-28-1 [26005]	Dura Grip positraction, 28 spline
YDGF8.8-31-1 [26006]	Dura Grip positraction, 31 spline
YGLF8.8-28 [28034]	Grizzly Locker, 28 spline
YGLF8.8-31 [28031]	Grizzly Locker, 31 spline
YP FSF8.8-31 [32174]	Steel spool, 31 spline
YP MINSF8.8-28 [32225]	Mini spool, 28 spline
YP MINSF8.8-31 [32226]	Mini spool, 31 spline
YC F318 [20069]	Trac Loc positraction, loaded
YC F318-C [20130]	Trac Loc Positraction with carbon fiber clutches

## Carrier Cases

Part #	Description
YC F8.8-DG-28 [20072]	Dura Griip case, bare, 28 spline
YC F8.8-DG-31 [20073]	Dura Griip case, bare, 31 spline
YC F3180-S [20070]	Standard loaded carrier case, 31 spline
YC F880500 [20076]	Standard case, 28 spline
YC F880502 [20077]	Standard case, 31 spline

## Covers & Cover Gaskets

Part #	Description
YCGF8.8 [23011]	Cover gasket
YC F348 [20143]	Trac Loc posi
YP C1-F8.8 [32009]	Chrome cover
YP C5-F8.8-P [32327]	Plastic Cover
YP C5-F8.8-S [32328]	Steel Cover

## Seals

Part #	Description
YMS3604 [30037]	Pinion seal
YMS8660S [30196]	Axle seal, 2.250" O.D.
YMS8835S [30201]	Axle seal, 2.530" O.D.
YMS99181 [30226]	Pinion yoke redi sleeve
YMS710067 [30140]	Axle seal, 2.985" O.D.
YMSF1003 [30255]	Stub axle seal, IRS, Passenger car
YMSF1004 [30256]	Stub axle seal, IFS Front
YMSF1005 [30257]	Stub axle seal, IRS SUV

## Unit Bearings

Part #	Description
YB U516008 [18017]	IRS unit bearing

# Ford 9"

Passenger Car, Truck and Racing Applications

R/G Diameter: 9" R/G Bolts: (10) 7/16" x 20 LH Cover Bolts: Dropout Carrier Breaks: None Pinion Shaft Dia. / Spline: 1.312" / 28, 1.5" / 35

## Ring & Pinion Gear Sets

Part #	Ratio
YG F9-300 [24363]	3.00
YG F9-325 [24367]	3.25
YG F9-350 [24105]	3.50
YG F9-364 [24373]	3.64
YG F9-370 [24106]	3.70
YG F9-389 [24107]	3.89
YG F9-411 [24108]	4.11
YG F9-430 [24377]	4.30
YG F9-433 [24378]	4.33
YG F9-456 [24109]	4.56
YG F9-486 [24110]	4.86
YG F9-500 [24385]	5.00
YG F9-513 [24111]	5.13
YG F9-529 [24387]	5.29
YG F9-543 [24388]	5.43
YG F9-567 [24389]	5.67
YG F9-583 [24391]	5.83
YG F9-600 [24392]	6.00
YG F9-614 [24393]	6.14
YG F9-620 [24394]	6.20
YG F9-633 [24395]	6.33
YG F9-650 [24396]	6.50

### 9310 High Nickel Drag Race only "PRO" Gears, 28 spline standard pinion shaft

YG F9-PRO-486 [24428]	4.86, pro series
YG F9-PRO-486-0 [24429]	4.86, pro series, 35 spline pinion
YG F9-PRO-513 [24430]	5.13, pro series

## Ring & Pinion Gear Sets

Part #	Ratio
<b>9310 High Nickel Drag Race only "PRO" Gears, 35 spline oversize pinion shaft</b>	
YG F9-PRO-389-0 [24421]	3.89, pro series, 35 spline pinion
YG F9-PRO-411-0 [24423]	4.11, pro series, 35 spline pinion
YG F9-PRO-429-0 [24425]	4.29, pro series, 35 spline pinion
YG F9-PRO-456-0 [24427]	4.56, pro series, 35 spline pinion
YG F10-543-PRO [24693]	5.43, 10"

## Spider Gear Sets

Part #	Description
YPKF9-CH-01 [16158]	Trac Loc clutch hub, 31 spline
YPKF9-CH-02 [16159]	Trac Loc clutch hub, 28 spline
YPKF9-P-28-2 [16022]	Trac Loc positraction spider kit, 2-pinion, 28 spline
YPKF9-P-28-4 [16023]	Trac Loc positraction spider kit, 4-pinion, 28 spline
YPKF9-P-28-REB [16024]	Trac Loc posi rebuild kit, 4-pinion, 28 spline w/clutches
YPKF9-P-31-4 [16026]	Trac Loc positraction spider kit, 4-pinion, 31 spline
YPKF9-P-31-REB [16027]	Trac Loc posi rebuild kit, 4-pinion, 31 spline w/clutches
YPKF9-PC-E [16028]	Trac Loc clutch kit, early 5-tab design
YPKF9-PC-L [16029]	Trac Loc clutch kit, 4-tab design
YPKF9-PC-01 [16177]	Trac Loc friction plate
YPKF9-PC-02 [16178]	Trac Loc steel plate
YPKF9-PC-03 [16179]	Trac Loc combo-plate, single sided
YPKF9-PC-SHIMS [16030]	Trac Loc preload shim kit
YPKF9-PG-01 [16160]	Pinion gear, fits standard and Trac Loc
YPKF9-S-28-2 [16031]	Standard spider gear kit, 2-pinion, 28 spl
YPKF9-S-28-4 [16032]	Standard spider gear kit, 4-pinion, 28 spl



Continued on next page

## Spider Gear Sets (Cont.)

Part #	Ratio
YPKF9-S-31-2 [16033]	Standard spider gear kit, 2-pinion, 31 spl
YPKF9-S-31-4 [16034]	Standard spider gear kit, 4-pinion, 31 spl
YPKF9-SG-01 [16161]	Side gear, 31 spline, with hub
YPKF9-SG-02 [16162]	Side gear, 31 spline, w/o hub
YPKF9-SG-03 [16163]	Side gear, 28 spline, with hub
YPKF9-SG-04 [16164]	Side gear, 28 spline, w/o hub

## Overhaul & Install Kits

Part #	Description
YK F9-A [14052]	Master Overhaul kit, w/LM102910 & LM102949
YK F9-A-SPC [14156]	Mstr Ovrhl kit, w/LM102910 & LM102949, includes crush sleeve eliminator
YK F9-B [14053]	Master Overhaul kit, w/LM501310 & LM501349
YK F9-C [14054]	Master Overhaul kit, w/LM603011 & LM603049
YK F9-C-SPC [14157]	Mstr Ovrhl kit, w/LM603011 & LM603049, includes crush sleeve eliminator
YK F9-D [14055]	Master Overhaul kit, w/LM104911 & LM104949
YK F9-HDA [14056]	Mstr Ovrhl kit, w/LM102910 & LM102949, Daytona style pinion support
YK F9-HDB [14057]	Mstr Ovrhl kit, w/LM501310 & LM501349, Daytona style pinion support
YK F9-HDC [14058]	Master Overhaul kit, w/LM603011 & LM603049, Daytona style pinion support
YK F9-HDC-SPC [14158]	Mstr Ovrhl kit, w/LM603011 & LM603049, Daytona style pinion support, includes crush sleeve eliminator
YK F9-HDD [14059]	Master Overhaul kit, w/LM104911 & LM104949, Daytona style pinion support
YK F9-HDD-SPC [14159]	Mstr Ovrhl kit, w/LM104911 & LM104949
YK F9-HIPIN-C [14060]	Master Overhaul kit, high pinion, w/LM603011 & LM603049
YK F9-HIPIN-D [14061]	Master Overhaul kit, high pinion, w/LM104911 & LM104949
YK F9-RD [14062]	Master Overhaul kit, oversize pinion support, 28 spline pinion
YK F9-ROD [14063]	Master Overhaul kit, oversize pinion support, 35 spline pinion
BK F9-A [11043]	Brg installation kit, w/LM102910 & LM102949
BK F9-B [11044]	Brg installation kit, w/LM501310 & LM501349
BK F9-C [11045]	Brg installation kit, w/LM603011 & LM603049
BK F9-D [11046]	Brg installation kit, w/LM104911 & LM104949
BK F9-HDA [11047]	Brg installation kit, w/LM102910 & LM102949, Daytona style pinion support
BK F9-HDB [11048]	Brg installation kit, w/LM501310 & LM501349, Daytona style pinion support
BK F9-HDC [11049]	Brg installation kit, w/LM603011 & LM603049, Daytona style pinion support
BK F9-HDD [11050]	Brg installation kit, w/LM104911 & LM104949, Daytona style pinion support
BK F9-HIPIN-C [11051]	Brg installation kit, high pinion, w/ LM603011 & LM603049
BK F9-HIPIN-D [11052]	Brg installation kit, high pinion, w/ LM104911 & LM104949
PK F9-A [13042]	Pinion installation kit
PK F9-HDA [13045]	Pinion installation kit, Daytona style pinion support
PK F9-HDS [13049]	Pinion installation kit w/crush sleeve eliminator
PK F9-RD [13052]	Pinion installation kit, oversize pinion support, 28 spline pinion
PK F9-ROD [13053]	Pinion installation kit, oversize pinion support, 35 spline pinion
MK F9-A [12036]	Minimum installation kit

## Overhaul & Install Kits (Cont.)

Part #	Description
MK F9-HIPIN-C [12039]	Minimum installation kit, high pinion, 31 spline
MK F9-HIPIN-D [12040]	Minimum installation kit, high pinion, 35 spline

## Axle Bearing & Seal Kits

Part #	Description
AK RW508ER [10062]	Axle brg, sealed ball design, 1.562" I.D.
AK RW508DR [10057]	Axle brg, sealed ball design, 1.531" I.D.
AK RW508HR [10064]	Axle brg, sealed ball design, 1.771" I.D.
AK SET20 [10058]	Axle brg & seal kit, tapered roller design

## Yokes

Part #	Description
YY F9-SPACER [41052]	Spacer to use Daytona yoke on non-Daytona pinion support
YY F900600 [41053]	1330 U/Joint, short design, 28 spline
YY F900601 [41054]	1310 U/Joint, 28 spline
YY F900602 [41143]	1330 U/Joint, long design, 28 spline
YY F900603 [41055]	1330 U/Joint, Daytona design, 28 spline
YY F900604 [41056]	1310 U/Joint, Daytona design, 28 spline
YY F900623 [41058]	1350 U/Joint, Daytona design, 35 spline
YY F900631 [41059]	1310 U/Joint, Daytona design, 28 spl, billet
YY F900632 [41060]	1350 U/Joint, Daytona design, 28 spl, billet
YY F900633 [41061]	1350 U/Joint, Daytona design, 35 spl, billet
YY F900634 [41189]	1350 U/Joint, w/pulley for oil pump
YY F900642 [41063]	1350 U/Joint, Daytona design, 28 spl, alum
YY F900653 [41147]	Female coupler, 35 spline
YY F900654 [41148]	Male coupler, 35 spline
YY F900662 [41064]	1350 U/Joint, Daytona design, 28 spl, forged
YY F900663 [41065]	1350 U/Joint, Daytona design, 35 spl, forged
YY UB-F9-1310 [41112]	1310 & 1330 U/Bolt kit

## Shim Kits

Part #	Description
SK 72921 [55030]	Pinion preload shim kit
SK CSF9-2PIECE [55041]	Crush sleeve eliminator kit, 2-piece design
SK CSF9-BIGPIN [55042]	Crush sleeve eliminator kit, 35 spl pinion
SK F9 [55056]	Pinion depth shim kit
SK F9-7/16 [55057]	Pin depth shim kit, 7/16" pinion support bolts

## Small Parts

Part #	Description
YB F9-CONV [18046]	Conversion brg to run small brg axle in large brg housing
YB PB-002 [18042]	Pilot bearing
YB PB-006 [18045]	High-load pinion bearing, 0.652" wide
YP B3/8X1.25SW [32108]	Pinion support bolt, safety wire design
YP B3/8X1.75SW [32109]	Pinion support bolt, safety wire design
YP DOF9-01 [32139]	3.062" side adjuster
YP DOF9-02 [32140]	3.250" side adjuster
YP DOF9-03 [32141]	Adjuster lock for nodular iron dropout
YP DOF9-04 [32142]	Adjuster lock for aluminum dropout
YP DOF9-05 [32143]	Star washer for 3.062" design
YP DOF9-06 [32144]	Star washer for 3.250" design
YP DOF9-08 [32146]	Pilot bearing retaining clip
YP DOF9-10 [32149]	Adjuster lock bolt
YP DOF9-12 [32338]	Dropout housing stud, 3/8"
YP DOF9-CONV [32157]	Conversion race to use small brg carrier in lrg bearing D/O
YP F9HE-1 [32159]	Housing ends, 1/2" holes
YSPBLT-083 [33575]	T-bolt

FORD



## Small Parts (Cont.)

Part #	Description
YP F9HE-2 [32160]	Housing ends, 3/8" holes
YP MINSXF9 [32235]	Chromoly cross pin shaft
YP N1926A [32239]	Adaptor to use 28 spl pinion in 35 spl support
YP N1926D [32240]	Adaptor to use 28 spl pinion in 35 spl support
YSPBF-023 [33022]	Outer slinger
YSPBLT-013 [33043]	Ring gear bolt, non-Trac Loc
YSPBLT-014 [33044]	Ring gear bolt, w/Trac Loc
YSPBLT-026 [33055]	Ring gear bolt, for safety wire
YSPBLT-029 [33058]	Ring gear bolt, .925" long
YSPBLT-060 [33242]	Pinion support bolt
YSPBLT-061 [33243]	Pinion support bolt, fine thread
YSPBLT-068 [33245]	Ring gear bolt washer
YSPCG-002 [33250]	Posi clutch guide
YSPCS-002 [33085]	Crush sleeve
YSPFP-01 [33539]	Fill plug
YSPPN-020 [33154]	Pinion nut, 28 spline pinion
YSPPN-027 [33161]	Pinion nut, 35 spline pinion
YSPRET-002 [33255]	Pilot bearing retainer
YSPRET-004 [33466]	Axle retainer plate, large bearing, 3/8" bolt holes
YSPRET-005 [33467]	Axle retainer plate, large bearing, 1/2" bolt holes
YSPRET-006 [33468]	Axle retainer plate, small bearing, 3/8" bolt holes
YSPRET-009 [33471]	Axle retainer plate, for use w/ 565904 bearing
YSPSPR-006 [33517]	Trac Loc spring plate
YSPSPR-007 [33518]	Trac Loc spring
YSPSPR-007 [33518]	Trac Loc spring
YSPSTUD-005 [33175]	Axle stud
YSPTW-013 [33283]	Side gear thrust washer
YSPTW-031 [33301]	Pinion gear thrust washer
YSPXP-027 [33332]	Cross pin shaft
YSPXP-028 [33333]	Cross pin shafts and block, 4-pinion design
YSPXP-029 [33334]	Roll pin for cross pin shaft
YSPXP-030 [33335]	Cross pin shaft, short
YSPXP-031 [33336]	Cross pin block

## Traction Aids & Spools

Part #	Description
YDGF9-28-AG [26007]	Trac Loc posi, 28 spline, Aggressive
YDGF9-28-SM [26008]	Trac Loc positraction, 28 spline, Smooth
YDGF9-31-AG [26009]	Trac Loc posi, 31 spline, Aggressive
YDGF9-31-SM [26010]	Trac Loc positraction, 31 spline, Smooth
YP FSF9-28 [32097]	Steel spool, 28 spline
YP FSF9-28-LW [32044]	Steel spool, 28 spline, lightweight
YP FSF9-31 [32045]	Steel spool, 31 spline
YP FSF9-31-LW [32046]	Steel spool, 31 spline, lightweight
YP FSF9-33 [32180]	Steel spool, 33 spline
YP FSF9-35 [32047]	Steel spool, 35 spline
YP FSF9-35SMALL [32098]	Steel spool, 35 spl, small brng journals
YP FSF9-40 [32182]	Steel spool, 40 spline
YP FSF9-40LRG-A [32183]	Alum spool, 40 spl, extra lrg journals
YP FSF9-40LRG-S [32184]	Steel spool, 40 spl, extra large journals
YP MINSF9-28 [32056]	Mini spool, 28 spline
YP MINSF9-31 [32057]	Mini spool, 31 spline
YGLF9-28 [28008]	Grizzly Locker, 28 spline
YGLF9-31 [28009]	Grizzly Locker, 31 spline
YGLF9-31-LB [28033]	Grizzly Locker, 31 spline, load bolt design
YGLF9-31-RACE [28010]	Grizzly Locker, 31 spline, racing design
YGLF9-35-RACE [28027]	Grizzly Locker, 35 spline, racing design

## Carrier Cases

Part #	Description
YC F900500 [20078]	Standard case, 28 or 31 spline
YC F900501 [20079]	Trac Loc case, 28 or 31 spline

## Traction Aids & Spools (Cont.)

Part #	Description
YGLF9-35-RACE-LB [28030]	Grizzly Locker, 35 spline, racing load bolt design
YGLF9-35 [28011]	Grizzly Locker, 35 spline
YGLF9-35-LB [28012]	Grizzly Locker, 35 spline, load bolt design
YZLF9-31 [34043]	Zip Locker, 31 spline
YZLF9-35 [34044]	Zip Locker, 35 spline

## Dropout Gasket

Part #	Description
YCGF9 [23012]	Dropout Gasket

## Seals

Part #	Description
YMS248 [30028]	O-ring, pinion support
YMS3195 [30030]	Outer axle seal
YMS3604 [30037]	Pinion Seal, 2.785" O.D., '85 & up
YMS472015 [30086]	Pinion seal, 35 spline only
YMS472016 [30351]	Pinion seal, for use w/gear works XHD pinion support
YMS472409 [30353]	Pinion seal, fits Gear Works pinion support
YMS51098 [30117]	Axle seal, inner, 2.506" O.D.
YMS6930 [30135]	Pinion seal, 4.125" O.D., '57-'60
YMS7044NA [30137]	Pinion seal, 3" O.D., '61-'85
YMS9363S [30211]	Axle seal, '69-'73 Mustang
YMS9568 [30213]	Axle seal
YMS99181 [30226]	Pinion yoke redi sleeve
YMS9569S [30214]	Axle seal, 1.365" I.D., 2.264" O.D.
YMSF1007 [30259]	Pinion seal, extra-HD

## Heavy Duty Pinion Supports

Part #	Description
YP F9PS-1 [32036]	Purple aluminium pinion support
YP F9PS-1-BARE [32161]	Purple aluminium pinion support
YP F9PS-1-CLEAR [32037]	Silver aluminium pinion support
YP F9PS-1-CLEAR-BARE [32162]	Silver aluminium pinion support, no races
YP F9PS-2-BARE [32299]	Oversize support for 35 spl, no races
YP F9PS-4 [32102]	Daytona pinion support, nodular iron, w/races
YP F9PS-4-BARE [32164]	Daytona pinion support, nodular iron, no races
YP F9PS-2 [32038]	Oversize support for 35 spline pinion
YP F9PS-5 [32165]	Extra HD aluminium support w/10 bolt holes
YP F9PS-6 [32300]	Extra-HD pinion support, 10 bolt holes
YP F9PS-7 [32358]	Aluminum pinion support for upside down applications
YP F9PS-8 [32361]	Aluminum oversize support, fits 9.5" & 10"
YP F9PS-9 [32362]	Aluminum oversize support, fits 9.5" & 10", for flipped designs

## Performance Dropouts

Part #	Description
YP DOF9-2-306 [32099]	Nodular iron HD dropout, 3.062", forged caps
YP DOF9-2-325 [32100]	Nodular iron HD dropout, 3.250", forged caps
YP DOF9-3-306 [32034]	Aluminum HD dropout, 3.062", thru-bolt caps
YP DOF9-3-325 [32035]	Aluminum HD dropout, 3.250", thru-bolt caps
YP DOF9-4-325 [32151]	Nodular iron HD dropout, 3.250", forged caps, W/LOAD BOLT
YP DOF9-5-325 [32152]	Aluminum HD dropout, 3.250", thru-bolt caps, W/LOAD BOLT



# Ford 9" (Cont.)

Passenger Car, Truck and Racing Applications

R/G Diameter: 9" R/G Bolts: (10) 7/16" x 20 LH Cover Bolts: Dropout Carrier Breaks: None Pinion Shaft Dia. / Spline: 1.312" / 28, 1.5" / 35

## Housing Ends

Part #	Description
YP F9HE-1 [32159]	Housing ends, lrg brg, 1/2" holes
YP F9HE-2 [32160]	Housing ends, lrg brg, 3/8" holes

# Ford 9.75"

Ford Truck & SUV

R/G Diameter: 9.75" R/G Bolts: (12) 12mm x 1.25 RH Cover Bolts: 12 Carrier Breaks: None Pinion Shaft Dia. / Spline: 1.970" / 31

## Ring & Pinion Gear Sets

Part #	Ratio
YG F9.75-308 [24432]	3.08, '10 & Down
YG F9.75-331 [24433]	3.31, '10 & Down
YG F9.75-355 [24434]	3.55, '10 & Down
YG F9.75-513 [24439]	5.13, '10 & Down
YG F9.75-513-11 [24683]	5.13, '11 & Up
YG F9.75-373-11 [24595]	3.73, '11 & Up
YG F9.75-411-11 [24614]	4.11, '11 & Up
YG F9.75-456-11 [24626]	4.56, '11 & Up
YG F9.75-488-11 [24627]	4.88, '11 & Up
YG F9.75-355-11 [24594]	3.55, '11 & Up

## Axle Bearing & Seal Kits

Part #	Description
AK 1559 [10001]	Axle Bearing & Seal kit, 2.530" O.D.
AK 1561FD [10002]	Axle Bearing & Seal kit, 2.985" O.D.

## Spider Gear Sets

Part #	Description
YPKF9.75-P-34 [16035]	Eaton positraction design spider gear set, 34 spline
YPKF9.75-PC [16036]	Trac Loc clutch set
YPKF9.75-S-34 [16038]	Standard spider gear set, 34 spline
YPKF9.75-PC-2 [16037]	Trac Loc spider gear kit, 34 spl, w/ shims
YPKG9.5-PC-14 [16058]	Eaton posi design clutch set, 14 Carbon Fiber clutches
YPKF9.75-PC-DG1 [16108]	Dura Grip clutch set, composite clutches

## Overhaul & Install Kits

Part #	Description
YK F9.75-A [14160]	Master Overhaul kit, '97-'98
YK F9.75-B [14161]	Master Overhaul kit, '00-'07
YK F9.75-C [14162]	Master Overhaul kit, '08-'10
YK F9.75-D [14202]	Master Overhaul kit, '11 & up
YK F9.75-X [14065]	Master Overhaul kit, fits all years
YK F9.75-CNV-J [14213]	Master Overhaul kit, '00-'07 w/ '11 & up gear
YK F9.75-CNV-K [14214]	Master Overhaul kit, '08-'10 w/ '11 & up gear
CK F9.75 [57016]	Carrier installation kit
BK F9.75-A [11053]	Bearing installation kit, '97-'98
BK F9.75-B [11097]	Bearing installation kit, '00-'07
BK F9.75-C [11098]	Bearing installation kit, '08-'10
BK F9.75-D [11119]	Bearing installation kit, '11 & up
BK F9.75-CNV-J [11123]	Bearing installation kit, '00-'07 w/ '11 & up gear
BK F9.75-CNV-K [11124]	Bearing installation kit, '08-'10 w/ '11 & up gear
PK F9.75 [13054]	Pinion installation kit, fits all years
PK F9.75-CNV-J [13107]	Pinion installation kit, '00-'07 t w/ '11 & up gear
PK F9.75-CNV-K [13108]	Pinion installation kit, '08-'10 w/ '11 & up gear
MK F9.75 [12041]	Minimum installation kit, fits all years

## Yokes

Part #	Description
YY F975600 [41066]	Round companion flange

## Shim Kits

Part #	Description
SK 20975 [55007]	Pinion depth shim kit
SK SSF9.75 [55062]	Super carrier shim kit

## Small Parts

Part #	Description
YSPABS-020 [33227]	ABS tone ring
YSPABS-027 [33425]	ABS tone ring, '09 & up F150, 6 & 7 lug Axles
YSPBF-042 [33574]	Plastic dust shield for yoke
YSPBLT-015 [33045]	Ring gear bolt
YSPBLT-059 [33241]	Cross pin bolt
YSPBLT-079 [33554]	Cover bolt
YSPCC-051 [33248]	C/Clip
YSPCS-002 [33085]	Crush sleeve
YSPCS-052 [33437]	Crush Sleeve, '11 & up, 1.875" long
YSPCS-053 [33461]	Preload Spacer
YSPCS-055 [33545]	Conversion crush sleeve, fits '11 & up R&P into '00-'10 housing
YSPPN-012 [33146]	Pinion nut
YSPPN-013 [33147]	Pinion nut
YSPTW-032 [33302]	Pinion gear thrust washer, posi only
YSPXP-032 [33337]	Cross pin shaft

## Carrier Cases

Part #	Description
YC F975500 [20132]	Standard case, bare

## Seals

Part #	Description
YMS3604 [30037]	Pinion seal, '97-'98
YMS4278 [30069]	Pinion seal, '00-'07
YMS710067 [30140]	Axle seal, 2.985" O.D.
YMSF1005 [30257]	IRS stub axle seal
YMS8835S [30201]	Axle seal, 2.530" O.D.

## Covers & Cover Gaskets

Part #	Description
YP C1-F9.75 [32010]	Chrome cover
YP C3-F9.75 [32115]	HD Aluminium cover
YP C5-F9.75 [32329]	Steel Cover

## Traction Aids & Spools

Part #	Description
YDGF9.75-34-1 [26020]	Dura Grip Positraction
YP PF9.75E-34 [32349]	Electric Locker, '12-'14 F150, 34 spline
YP PF9.75E-35 [32350]	Electric Locker, '12-'14 F150 Raptor, 35 spline
YP PF9.75E-34-B [32383]	Electric Locker, '09-'11

Continued on next page

FORD



# Ford 10.25" / 10.5"

Ford Truck & Van

R/G Diameter: 10.25" / 10.5" R/G Bolts: (12) 1/2" x 20 RH Cover Bolts: 12 Carrier Breaks: None Pinion Shaft Dia. / Spline: 31 spline (2010 & down) / 37 spline (2011 & up)

## Ring & Pinion Gear Sets

10.25" gears can be used in 10.5" housings with a 10.25" bearing kit.

10.5" gears can be used in 10.25" housings with a 10.5" bearing kit.

Part #	Ratio
YG F10.25-355L [24084]	3.55, Long spline for '93-'98, 10.25"
YG F10.25-373L [24085]	3.73, Long spline for '93-'98, 10.25"
YG F10.25-411L [24086]	4.11, Long spline for '93-'98, 10.25"
YG F10.25-430L [24087]	4.30, Long spline for '93-'98, 10.25"
YG F10.25-456L [24088]	4.56, Long spline for '93-'98, 10.25"
YG F10.25-456S [24568]	4.56, Short spline for '92 & down
YG F10.25-488L [24089]	4.88, Long spline for '93-'98, 10.25"
YG F10.25-513L [24090]	5.13, Long spline for '93-'98, 10.25"
YG F10.25-538L [24091]	5.38, Long spline for '93-'98, 10.25"
YG F10.5-355-31 [24331]	3.55, '99-'10, 10.5"
YG F10.5-355-37 [24616]	3.55, '11 & up, 10.5"
YG F10.5-373-31 [24332]	3.73, '99-'10, 10.5"
YG F10.5-373-37 [24615]	3.73, '11 & up, 10.5"
YG F10.5-411-31 [24333]	4.11, '99-'10, 10.5"
YG F10.5-411-37 [24609]	4.11, '11 & up, 10.5"
YG F10.5-430-31 [24572]	4.30, '99-'10, 10.5"
YG F10.5-430-37 [24610]	4.30, '11 & up, 10.5"
YG F10.5-456-31 [24334]	4.56, '99-'10, 10.5"
YG F10.5-456-37 [24617]	4.56, '11 & up, 10.5"
YG F10.5-488-31 [24570]	4.88, '99-'10, 10.5"
YG F10.5-488-37 [24618]	4.88, '11 & up, 10.5"

## Yokes

Part #	Description
YY F100600 [41037]	1330 U/Joint, short spline, '92 & down
YY F100601 [41038]	1350 U/Joint, short spline, '92 & down
YY F100602 [41039]	1330 U/Joint, long spline, '93 & up
YY F100603 [41040]	1350 U/Joint, long spline, '93 & up
YY F100604 [41041]	1410 U/Joint, short spline, '92 & down
YY F100605 [41042]	1410 U/Joint, long spline, '93 & up
YY F100606 [41043]	Rnd companion flange, short spl, '92 & down
YY F100607 [41044]	Rnd companion flange long spline, '93 & up
YY F100608 [41139]	Rnd flange, '08 & up Superduty only
YY STR-002 [41193]	1350 & 1410 U/Joint strap kit
YY UB-003 [41199]	1330 U/Joint U-Bolt kit
YY UB-004 [41190]	1350 & 1410 U/Joint U-Bolt kit

## Axle Bearing & Seal Kits

Part #	Description
AK 1561FD [10002]	10.25" Axle bearing & seal kit, Semi-float
AK F10.25 [10034]	10.25" Axle bearing & seal kit, full float
AK F10.5-A [10035]	10.5" Axle bearing & seal kit

## Overhaul & Install Kits

Part #	Description
YK F10.25 [14043]	Master Overhaul kit, 10.25", '98 & down
YK F10.5-A [14044]	Master Overhaul kit, 10.5", '06 & down
YK F10.5-B [14151]	Mstr. Overhaul kit, 10.5", '07-'10 w/aftermarket gear
YK F10.5-C [14152]	Mstr Ovrhl kit, 10.5", '07-'10, w/OEM gear
YK F10.5-D [14201]	Master Overhaul kit, '11 & up
BK F10.25 [11037]	Bearing installation kit, 10.25", '98 & down
BK F10.5 [11038]	Bearing installation kit, 10.5", '06 & down
BK F10.5-B [11120]	Bearing Installation kit, 10.5", '07-'10 w/ 10.25" gear set
BK F10.5-C [11122]	Bearing Installation kit, 10.5", '07-'10 w/ 10.5" gear set
BK F10.5-D [11121]	Bearing Installation kit, 10.5", '11 & up
PK F10.25 [13038]	Pinion installation kit, 10.25" '98 & down
PK F10.5 [13101]	Pinion installation kit, 10.5" '99 & '07
PK F10.5-D [13112]	Pinion installation kit, 10.5", '11 & up
MK F10.25 [12032]	Minimum installation kit, 10.25"
CK F10.25 [57006]	Carrier installation kit

## Carrier Cases

Part #	Description
YC F100500 [20068]	10.25" Standard carrier case

## Covers & Cover Gaskets

Part #	Description
YCGF10.25 [23008]	Cover gasket
YP C1-F10.25 [32007]	Chrome cover
YP C2-F10.25 [32026]	Polished aluminum cover
YP C5-F10.25 [32324]	Steel Cover, 10.25" & '07 & down 10.5"
YP C5-F10.5 [32325]	Steel Cover, '08 & up 10.5"

## Traction Aids & Spools

Part #	Description
YDGF10.25-35 [26031]	Dura Grip Positraction
YGLF10.25-35 [28026]	Grizzly Locker
YZLF10.25-35 [34025]	Zip Locker

## Shim Kits

Part #	Description
SK 30797 [55013]	Pinion depth shim kit
SK F10.5-CONV [55054]	Conversion spacer to use 10.25" gears in '08 & up Superduty
SK SSF10.25 [55004]	Super carrier shim kit



**Ford 10.25"  
Spider Gear Kit**

Continued on next page



# Ford 10.25" / 10.5" (Cont.)

Ford Truck & Van

R/G Diameter: 10.25" / 10.5" R/G Bolts: (12) 1/2" x 20 RH Cover Bolts: 12 Carrier Breaks: None Pinion Shaft Dia. / Spline: 31 spline (2010 & down) / 37 spline (2011 & up)

## Small Parts

Part #	Description
YSPABS-015 [33222]	ABS tone ring
YSPBF-023 [33022]	Outer slinger
YSPBF-032 [33199]	'11 & up, outer slinger
YSPBF-042 [33574]	Plastic dust shield for yoke
YSPBLT-012 [33042]	Ring gear bolt
YSPBLT-059 [33241]	Cross pin bolt
YSPCC-005 [33078]	C/Clip
YSPCS-002 [33085]	Crush sleeve
YSP0-007 [33465]	Axle O-ring
YSPPN-012 [33146]	Pinion nut
YSPSP-033 [33506]	Spindle nut retainer washer, 11 outer tabs
YSPSP-034 [33507]	Spindle nut, right hand, self adjusting ratchet type
YSPSP-035 [33508]	Spindle nut, left hand, self adjusting ratchet type
YSPSP-036 [33509]	Spindle nut, w/ plastic ring, 1.940" I.D.
YSPSP-039 [33512]	Locking key for spindle nut
YSPTW-020 [33290]	Pinion gear thrust washer, Trac Loc only
YSPTW-023 [33293]	Side gear thrust washer, standard open
YSPTW-024 [33294]	Pinion gear thrust washer
YSPXP-024 [20068]	Cross pin shaft

## Seals

Part #	Description
YMS370047A [30041]	Axle aseal, full float
YMS4278 [30069]	10.5" Pinion seal
YMS710067 [30140]	Axle seal, semi-float
YMS99181 [30226]	Pinion yoke redi sleeve
YMSF1001 [30253]	Pinion seal, 10.25"
YMSF1002 [30254]	10.25" Wheel seal
YMSF1014 [30347]	'11 & up, pinion seal

## Spider Gear Sets

Part #	Description
YPKF10.25-P-35 [16098]	Dura Grip Posi spider gear set, 35 spline, no clutches
YPKF10.25-PC-14 [16099]	Positraction clutch set, Eaton posi
YPKF10.25-PC-L [16011]	Positraction clutch set, Ford design w/Composite clutches
YPKF10.25-PC-SH [16100]	Posi preload shim set, Eaton posi
YPKF10.25-S-35 [16012]	Standard spider gear set, 35 spline
YPKF10.5-PC [16101]	Positraction clutch set, 3-pinion design

# GM 7.2IFS

GM IFS

R/G Diameter: 7.2" R/G Bolts: (10) 10mm x 1.25 Cover Bolts: N/A Carrier Breaks: 3.08 / 3.23 Pinion Shaft Dia. / Spline: 1.313" / 27

## Ring & Pinion Gear Sets

Part #	Ratio
YG GM7.2-308R [24470]	3.08
YG GM7.2-342R [24471]	3.42
YG GM7.2-373R [24472]	3.73
YG GM7.2-411R [24473]	4.11
YG GM7.2-456R [24474]	4.56

## Spider Gear Sets

Part #	Description
YPKGM7.2IFS-S [16115]	Standard spider gear set

## Overhaul & Install Kits

Part #	Description
YK GM7.2IFS-A [14074]	Master Overhaul kit, '83-'97
YK GM7.2IFS-B [14075]	Master Overhaul kit, '98-'03
YK GM7.2IFS-C [14164]	Master Overhaul kit, '04 & up
BK GM7.2IFS-E [11059]	Bearing installation kit, '83-'97
BK GM7.2IFS-L [11060]	Bearing installation kit, '98 & up
PK GM7.2IFS-E [13061]	Pinion installation kit, '83-'97
PK GM7.2IFS-L [13062]	Pinion installation kit, '98 & up
MK GM7.2IFS-E [12048]	Minimum installation kit, '83-'97
MK GM7.2IFS-L [12049]	Minimum installation kit, '98 & up

## Yokes

Part #	Description
YY GM14039582 [41076]	Pinion yoke, 1310 u/joint
YY GM26044459 [41083]	Round companion flange
YY GM12471615 [41155]	Pinion yoke, '01 & up envoy
YY GM40006690 [41210]	Yoke sleeve, for use with triple-lip pinion seal

## Shim Kits

Part #	Description
SK 30214 [55010]	Pinion depth shim kit

## Small Parts

Part #	Description
YB AX-011 [18057]	Axle bearing, '01-'09
YSPBLT-018 [33048]	Ring gear bolt, SAE
YSPBLT-038 [33067]	Cross pin bolt
YSPBLT-062 [33244]	Side adjuster lock bolt, '04 & Up
YSPBLT-064 [33343]	'04 & Up Side, adjuster lock bolt
YSPBLT-080 [33569]	Housing case bolt, w/ washer
YSPCS-024 [33107]	Crush sleeve
YSPPN-018 [33152]	Pinion nut
YSPPN-033 [33167]	Pinion nut washer
YSPSA-015 [33361]	Side adjuster lock nut tab, '97-'03
YSPSR-011 [33367]	Snap ring, inner axle
YSPTW-037 [33375]	Side gear thrust washer
YSPTW-038 [33376]	Pinion gear thrust washer
YSPTW-067 [33526]	Stub shaft thrust washer kit
YSPXP-035 [33403]	Cross pin shaft
YSPBLT-082 [33572]	Cover bolt

## Carrier Cases

Part #	Description
YC G26046001 [20091]	Standard case, 3.08 & down, bare
YC G46002013 [20117]	Standard case, 3.23 & up, bare

## Seals

Part #	Description
YMS8610 [30192]	Pinion seal, '03 & down
YMSG1004 [30270]	Inner side seal, '98-'03
YMSG1005 [30271]	RH Inner side seal, '97 & down
YMSG1006 [30272]	LH Inner side seal, '97 & down
YMSG1010 [30276]	Stub axle seal, '97 & down
YMSG1014 [30280]	Shifter seal, '03 & down
YMSG1026 [30292]	'01 & up Envoy, disconnect housing seal
YMSG1027 [30293]	Pinion seal, '04 & up
YMSG1028 [30294]	LH Stub axle seal, '04 & up

GM



# GM 7.5 / 7.6"

GM Passenger Car, Truck & Astro Van

R/G Diameter: 7.5" R/G Bolts: (10) 7/16" x 20 LH Cover Bolts: 10 Carrier Breaks: 3.08 / 3.23 Pinion Shaft Dia. / Spline: 1.438 / 27

## Ring & Pinion Gear Sets

Part #	Ratio
YG GM7.5-273 [24475]	2.73
YG GM7.5-308 [24476]	3.08
YG GM7.5-323 [24477]	3.23
YG GM7.5-342 [24145]	3.42
YG GM7.5-342T [24479]	3.42, thick
YG GM7.5-373 [24146]	3.73
YG GM7.5-373T [24480]	3.73, thick
YG GM7.5-411 [24147]	4.11
YG GM7.5-411T [24481]	4.11, thick
YG GM7.5-430 [24482]	4.30
YG GM7.5-456 [24483]	4.56
YG GM7.5-456K [24671]	4.56, w/ small parts

## Spider Gear Sets

Part #	Description
YPKGM7.5-P-26 [16116]	Dura Grip & Eaton posi spider gear set, 26 spline
YPKGM7.5-P-28 [16117]	Dura Grip & Eaton posi spider gear set, 28 spline
YPKGM7.5-PC-14 [16118]	Dura Grip & Eaton posi clutch set, 14 Carbon clutches
YPKGM7.5-P-26 [16116]	Dura grip, spider gear set, 26 spline
YPKGM7.5-P-28 [16117]	Dura grip, spider gear set, 28 spline
YPKGM7.5-PC-DG1 [16119]	Dura Grip & Eaton posi clutch set, 14 Composite clutches
YPKGM7.5-PC-SHI [16047]	Dura Grip & Eaton posi shim set
YPKGM7.5-S-26 [16048]	Standard spider gear set, 7.5", 26 spl
YPKGM7.625-S-28 [16049]	Stan spider gear set, 7.625", 28 spl

## Overhaul & Install Kits

Part #	Description
YK GM7.5-A [14076]	Master Overhaul kit, '81 & down
YK GM7.5-B [14077]	Master Overhaul kit, '82-'99
YK GM7.5-C [14078]	Master Overhaul kit, '00 & up
YK GM7.5V [14079]	Mstr Ovrhl kit, Vega, Monza & Starfire only
BK GM7.5-A [11061]	Bearing installation kit, '81 & down
BK GM7.5-B [11062]	Bearing installation, '82 & up
PK GM7.5-A [13063]	Pinion installation kit, '81 & down
PK GM7.5-B [13064]	Pinion installation, '82-'99
MK GM7.5-A [12050]	Minimum installation kit
MK GM7.5V [12051]	Minimum installation kit, Vega, Monza & Starfire only
CK GM8.5 [57008]	Carrier installation kit

## Yokes

Part #	Description
YY GM40015850 [41088]	Mech 3R pinion yoke, triple lip seal design
YY GM7827670 [41090]	Mechanics 3R U/Joint
YY STR-008 [41201]	Mechanics 3R U/Joint strap

## Shim Kits

Part #	Description
SK 21104 [55008]	Pinion depth shim kit
SK CSGM7.5 [55047]	Crush sleeve eliminator kit
SK SS10 [55001]	Super carrier shim kit

## Small Parts

Part #	Description
YSPBLT-019 [33049]	Ring gear bolt
YSPBLT-038 [33067]	Cross pin bolt
YSPBLT-074 [33351]	U/Joint strap bolt
YSPBLT-075 [33286]	Cover bolt
YSPCC-009 [33082]	C/Clip
YSPCG-004 [33251]	Posi clutch guide
YSPCS-027 [33110]	Crush sleeve
YSPPN-018 [33152]	Pinion nut
YSPPN-033 [33167]	Pinion nut washer
YSPSTUD-018 [33188]	Axle stud, 1 15/32" x 1/2"-20
YSPSPR-002 [33206]	Dura Grip posi spring kit, with preload plates
YSPTW-041 [33379]	Side gear thrust washer
YSPTW-052 [33390]	Pinion gear thrust washer
YSPXP-036 [33404]	Cross pin shaft
YSPXP-054 [33435]	Notched cross pin shaft
YSPBLT-082 [33572]	Cover bolt

## Carrier Cases

Part #	Description
YC G26033477 [20089]	7.625" standard case, 3.23 & up
YC G74038615 [20102]	Standard case, 3.23 & up, loaded
YC GM7.5-DG-3 [20106]	Dura Grip case, 3.23 & up, bare

## Covers & Cover Gaskets

Part #	Description
YCGGM7.5 [23018]	Cover gasket
YP C1-GM7.5 [32014]	Chrome cover
YP C3-GM7.5 [32118]	Heavy-duty aluminum girdle cover
YP C5-GM7.5 [32331]	Steel Cover

## Axle Bearings & Seal Kits

Part #	Description
AK 1563 [10004]	Axle bearing & seal kit, 2.250" O.D.
AK C10 [10005]	Axle bearing & seal kit, 2.800" O.D.
AK GMAV [10038]	Axle bearing & seal kit, 2.445" O.D.

## Seals

Part #	Description
YMS4762N [30108]	Axle seal, 2.800" O.D.
YMS4795V [30110]	Axle seal, Astro & Safari van
YMS8610 [30192]	Pinion seal
YMS8660S [30196]	Axle seal, 2.250" O.D.
YMS8835S [30201]	Axle seal, 2.530" O.D.
YMS99152 [30221]	Pinion yoke redi sleeve
YMSG1017 [30283]	Pinion seal, '99 & up, triple lip design

## Traction Aids & Spools

Part #	Description
YDGGM7.5-3-26-SM [26017]	Dura Grip, 26 Spline, 3.23 & up
YDGGM7.5-3-28-SM [26018]	Dura Grip, 28 Spline, 3.23 & up
YP MINGM7.5-26 [32228]	7.5" mini spool, 26 spline



**Mini spool GM 7.5"  
26 spline Axles**

# GM 7.6IRS

Late Model Camaro, V6

R/G Diameter: 7.6" (193mm) R/G Bolts: (10) 7/16" x 20 RH Cover Bolts: 10 Carrier Breaks: None Pinion Shaft Dia. / Spline: 1.438" / 27

## Ring & Pinion Gear Sets

Part #	Ratio
YG GM7.6-292IRS [24575]	2.92
YG GM7.6-323IRS [24576]	3.23

## Overhaul & Install Kits

Part #	Description
YK GM7.6IRS [14166]	Master Overhaul kit
MK GM7.6IRS [12084]	Minimum install kit

## Seals

Part #	Description
YMSG1021 [30287]	Pinion seal
YMSG1022 [30288]	Stub axle seals (2)

## Shim Kits

Part #	Description
SK 21104 [55008]	Pinion depth shims

## Small Parts

Part #	Description
YSPBLT-019 [33049]	Ring gear bolt
YSPCS-014 [33097]	Crush sleeve
YSPPN-013 [33147]	Pinion nut

## Yokes

Part #	Description
YY GM40006690 [41210]	Yoke sleeve, for use with triple-lip pinion seal

# GM 7.6IFS

Hummer H3, Chevy Colorado 33097

R/G Diameter: 7.625" R/G Bolts: (10) 7/16" x 20 RH Cover Bolts: 10 Carrier Breaks: 3.08 / 3.23 Pinion Shaft Dia. / Spline: 1.438" / 28

## Ring & Pinion Gear Sets

Part #	Ratio
YG GM7.5-323 [24477]	3.23
YG GM7.5-342 [24145]	3.42
YG GM7.5-373 [24146]	3.73
YG GM7.5-411 [24147]	4.11
YG GM7.5-430 [24482]	4.30
YG GM7.5-456 [24486]	4.56

## Spider Gear Sets

Part #	Description
YPKGM7.6F-S-28 [16121]	Standard spider gear kit, 28 spline

## Overhaul & Install Kits

Part #	Description
YK GM7.6IFS [14165]	Master Overhaul kit
CK GM8.5 [57008]	Carrier installation kit

## Carrier Cases

Part #	Description
YC G12479242 [20139]	Standard case

## Small Parts

Part #	Description
YSPBLT-019 [33049]	Ring gear bolt
YSPCS-019 [33102]	Crush sleeve
YSPPN-018 [33152]	Pinion nut
YSPPN-033 [33167]	Pinion nut washer

## Shim Kits

Part #	Description
SK 21104 [55008]	Pinion depth shims
SK SS10 [55001]	Carrier shims

## Seals

Part #	Description
YMSG1011 [30277]	Side seal
YMSG1017 [30283]	Pinion seal

# GM 7.75"

GM Z28 Camaro, Trans Am, GTO

R/G Diameter: 7.75" R/G Bolts: (8) Cover Bolts: 9 Carrier Breaks: 2.77 / 3.27 Pinion Shaft Dia. / Spline: 27

## Ring & Pinion Gear Sets

Part #	Ratio
YG GM7.75-373BW [24486]	3.73

## Overhaul & Install Kits

Part #	Description
YK GM7.75BW [14080]	Master Overhaul kit
YK GM7.75IRS [14110]	Master Overhaul kit, '04-'06 GTO
BK GM7.75BW [11063]	Bearing installation kit
PK GM7.75BW [13065]	Pinion installation kit

## Shim Kits

Part #	Description
SK 21104 [55008]	Pinion depth shim kit
SK 30276 [55011]	Pinion depth shims
SK SS10 [55001]	Super carrier shim kit

## Small Parts

Part #	Description
YSPCS-010 [33093]	Crush sleeve
YSPPN-009 [33143]	Pinion nut
YSPPN-029 [33163]	Pinion nut washer

## Seals

Part #	Description
YMSG1003 [30269]	Pinion seal
YMSG1019 [30285]	Side seal, IRS
YMSG1020 [30286]	Pinion seal, IRS

GM

# GM 8.0"

Envoy / Trail Blazer

R/G Diameter: 8.0" R/G Bolts: (10) 7/16" x 20 LH Cover Bolts: 10 Carrier Breaks: None Pinion Shaft Dia. / Spline: 1.781" / 27

## Ring & Pinion Gear Sets

Part #	Ratio
YG GM8.0-373 [24203]	3.73
YG GM8.0-390 [24219]	3.90
YG GM8.0-411 [24204]	4.11

## Spider Gear Sets

Part #	Description
YPKGGM8.0-S-28 [16122]	Standard spider gear set, 28 spline

## Overhaul & Install Kits

Part #	Description
YK GM8.0 [14081]	Master Overhaul kit

## Yokes

Part #	Description
YY GM12479331 [41073]	Mechanics 3R U/Joint
YY GM40006690 [41210]	Yoke sleeve, for use with triple-lip pinion seal

## Shim Kits

Part #	Description
SK 706087 [55018]	Pinion depth shim kit
SK SS12 [55002]	Super carrier shim kit

## Small Parts

Part #	Description
YSPBLT-019 [33049]	Ring gear bolt
YSPBLT-038 [33067]	Cross pin bolt
YSPCC-009 [33082]	C/Clip
YSPCS-026 [33109]	Crush sleeve
YSPPN-018 [33152]	Pinion nut
YSPTW-068 [33527]	Pinion gear thrust washer
YSPTW-069 [33528]	Side gear thrust washer
YSPXP-036 [33404]	Cross pin shaft
YSPBLT-082 [33572]	Cover bolt

## Carrier Cases

Part #	Description
YC G40004373 [20095]	Standard carrier case, loaded
YC G12479021 [20081]	Standard case, bare

## Axle Bearings & Seal Kits

Part #	Description
AK 1559 [10001]	Axle bearing & seal kit, 2.530" O.D.
AK C10 [10005]	Axle bearing & seal kit, 2.800" O.D.

## Seals

Part #	Description
YMSG1017 [30283]	Pinion seal
YMS4762N [30108]	Axle seal, 2.800" O.D.
YMS8835S [30201]	Axle seal, 2.530" O.D.

# GM 8.2"

1964-1972 Chevrolet Passenger Car

R/G Diameter: 8.2" R/G Bolts: (10) 3/8" x 24 LH Cover Bolts: 10 Carrier Breaks: 2.76/3.07 Pinion Shaft Dia. / Spline: 1.438" / 25

## Ring & Pinion Gear Sets

Part #	Ratio
YG GM8.2-308 [24148]	3.08
YG GM8.2-336 [24149]	3.36
YG GM8.2-355 [24509]	3.55
YG GM8.2-373 [24151]	3.73
YG GM8.2-411 [24152]	4.11
YG GM8.2-456 [24487]	4.56

## Spider Gear Sets

Part #	Description
YPKGGM12-PC-14 [16041]	Dura Grip & Eaton posi clutch set, 14 Carbon clutches
YPKGGM12-PC-18 [16110]	Dura Grip & Eaton posi clutch set, 18 steel clutches
YPKGGM12-PC-22 [16111]	Dura Grip & Eaton posi clutch set, 22 steel clutches
YPKGGM12-PC-DG1 [16064]	Dura Grip & Eaton posi clutch set, 14 composite clutches
YPKGGM12-PC-SHIM [16042]	Dura Grip & Eaton posi shim set
YPKGGM8.2-P-28 [16050]	Dura Grip & Eaton posi spider gear set
YPKGGM8.2-S-28 [16051]	Standard spider gear set

## Overhaul & Install Kits

Part #	Description
YK GM8.2 [14082]	Master Overhaul kit
BK GM8.2 [11064]	Bearing installation kit
PK GM8.2 [13066]	Pinion installation kit
MK GM8.2 [12052]	Minimum installation kit
CK GM8.5 [57008]	Carrier installation kit

## Axle Bearing & Seal Kits

Part #	Description
AK 1559 [10001]	Axle bearing & seal kit, 2.530"
AK 1563 [10004]	Axle bearing & seal kit, 2.250"

## Yokes

Part #	Description
YY GM8.2-1310-25 [41094]	1310 U/Joint
YY UB-002 [41198]	1310 U/Joint U-Bolt kit

## Shim Kits

Part #	Description
SK CSGM7.5 [55047]	Crush sleeve eliminator kit
SK 21104 [55008]	Pinion depth shim kit
SK SS10 [55001]	Super carrier shim kit

## Small Parts

Part #	Description
YP MINSXGM8.2 [32237]	Heavy-duty Chromoly cross pin shaft
YSPBLT-016 [33046]	Ring gear bolt
YSPBLT-039 [33068]	Cross pin bolt, Standard
YSPBLT-066 [33345]	Cross pin bolt, Posi
YSPBLT-075 [33286]	Cover bolt
YSPCC-010 [33083]	C/Clip
YSPCS-020 [33103]	Crush sleeve, w/OEM ring & pinion
YSPCS-027 [33110]	Crush sleeve, w/aftermarket ring & pinion
YSPPN-016 [33150]	Pinion nut
YSPPN-032 [33166]	Pinion nut washer
YSPSPR-009 [33520]	Dura Grip spring plate, 200lb & 300lb design



Continued on next page

# GM 8.2" (Cont.)

1964-1972 Chevrolet Passenger Car

R/G Diameter: 8.2" R/G Bolts: (10) 3/8" x 24 LH Cover Bolts: 10 Carrier Breaks: 2.76 / 3.07 Pinion Shaft Dia. / Spline: 1.438" / 25

## Small Parts (Cont.)

Part #	Description
YSPTW-070 [33529]	Side gear thrust washer
YSPTW-011 [33281]	Pinion gear thrust washer
YSPTW-035 [33305]	Pinion gear thrust washer
YSPXP-039 [33407]	Cross pin shaft, 0.735" diameter
YSPXP-043 [33411]	Cross pin shaft, posi, 0.749" diameter
YSPXPG8.2-P [33204]	Cross pin shaft, posi, 0.749" diameter

## Traction Aids & Spools

Part #	Description
YDGM8.2-3-28-1 [26021]	Dura Grip posi, 3.08 & up
YP MINSGM8.2-28 [32230]	Mini spool, 28 spline

## Covers & Cover Gaskets

Part #	Description
YCGGM8.5 [23020]	Cover Gasket
YP C1-GM8.5-R [32017]	Chrome cover
YP C2-GM8.5-R [32030]	Polished Aluminum Cover
YP C3-GM8.5-R [32121]	HD Aluminium cover
YP C5-GM8.5 [32332]	Steel Cover

## Seals

Part #	Description
YMS8610 [30192]	Pinion seal
YMS8660S [30196]	Axle seal, 2.250" O.D.
YMS8835S [30201]	Axle seal, 2.530" O.D.
YMS99152 [30221]	Pinion yoke redi sleeve

# GM 8.2BOP

1964-1972 Buick, Olds & Pontiac

R/G Diameter: 8.2" R/G Bolts: (10) 3/8" x 24 LH Cover Bolts: 10 Carrier Breaks: 2.76 / 2.92-3.32-3.31\* Pinion Shaft Dia. / Spline: 1.438" / 27

## Ring & Pinion Gear Sets

Part #	Ratio
YG GMBOP-336 [24503]	3.36
YG GMBOP-355 [24504]	3.55
YG GMBOP-373 [24505]	3.73
YG GMBOP-390 [24506]	3.90

## Spider Gear Sets

Part #	Description
YPKGM8.2-BOP-P-28 [16144]	Posi spider gear kit, 28 spline, no clutches

## Overhaul & Install Kits

Part #	Description
YK GM8.2BOP [14085]	Master Overhaul kit
BK GM8.2BOP [11066]	Bearing installation kit
PK GM8.2BOP [13068]	Pinion installation kit
MK GM8.2BOP [12054]	Minimum installation kit
CK GM8.5 [57008]	Carrier installation kit

## Axle Bearing & Seal Kits

Part #	Description
AK SET9 [10043]	Axle bearing & seal kit

## Yokes

Part #	Description
YY GM8.2BOP-3R-27 [41185]	Mechanics 3R U/Joint
YY GM8.2-SLEEVE-KIT [41184]	Conv kit for GM 8.2" R&P in BOP housing
YY GM8.2-SLEEVE [41091]	Adapter sleeve to run 8.2" GM ring & pinion in BOP housing
YY STR-005 [41196]	1310 U/Joint strap & bolt kit
YY STR-008 [41201]	Mechanics 3R U/Joint strap

## Traction Aids & Spools

Part #	Description
YDGM8.2BOP-3-28-1 [26024]	Dura Grip, 28 spline, 3.31 & up

## Shim Kits

Part #	Description
SK 21104 [55008]	Pinion depth shim kit
SK SS10 [55001]	Super carrier shim kit

## Small Parts

Part #	Description
YSPBLT-016 [33046]	Ring gear bolt
YSPBLT-038 [33067]	Posi cross pin bolt
YSPBLT-069 [33347]	Ring gear bolt washer
YSPBLT-074 [33351]	U/Joint strap bolt
YSPCG-003 [33352]	Posi clutch guide
YSPCS-020 [33103]	Crush sleeve, w/OEM ring & pinion
YSPCS-027 [33110]	Crush sleeve, w/aftermarket ring & pinion
YSPPN-018 [33152]	Pinion nut
YSPSPR-009 [33520]	Dura Grip spring plate, 200lb & 300lb design

## Covers & Cover Gaskets

Part #	Description
YCGGM8.2BOP-10 [23019]	Cover gasket
YP C1-GM8.2BOP [32015]	Chrome cover
YP C3-GM8.2BOP [32120]	Heavy-duty aluminum girdle cover

## Seals

Part #	Description
YMS2043 [30017]	Pinion seal
YMS2146 [30019]	Outer axle seal, for .375" wide applications
YMS712146 [30169]	Outer axle seal, for .490" wide applications
YMS8594S [30191]	Inner axle seal
YMS8620N [30194]	Pinion seal
YMS99193 [30229]	Pinion yoke redi sleeve

GM

# GM Cast Iron Vet

1963-1979 Corvette

R/G Diameter: 8.2" R/G Bolts: (10) 3/8" x 24 RH Cover Bolts: 8 Carrier Breaks: 2.76 / 3.07-3.90 / 4.10 Pinion Shaft Dia. / Spline: 1.625"

## Ring & Pinion Gear Sets

Part #	Ratio
YG GMVET-308 [24172]	3.08
YG GMVET-336 [24514]	3.36
YG GMVET-355 [24173]	3.55
YG GMVET-373 [24174]	3.73
YG GMVET-411T [24516]	4.11, thick
YG GMVET-433T [24517]	4.33, thick
YG GMVET-456T [24518]	4.56, thick

## Spider Gear Sets

Part #	Description
YPKGM12-PC-14 [16041]	Dura Grip & Eaton posi clutch set, 14 Carbon clutches
YPKGM12-PC-18 [16110]	Dura Grip & Eaton posi clutch set, 18 steel clutches
YPKGM12-PC-22 [16111]	Dura Grip & Eaton posi clutch set, 22 steel clutches
YPKGM12-PC-DG1 [16064]	Dura Grip & Eaton posi clutch set, 14 composite
YPKGMVET-P-17 [16061]	Positraction spider gear set

## Overhaul & Install Kits

Part #	Description
YK GMVET-CI [14103]	Master Overhaul kit
BK GMVET-CI [11078]	Bearing installation kit
PK GMVET-CI [13079]	Pinion installation kit
MK GMVET-CI [12063]	Minimum installation kit
CK GM8.6 [57010]	Carrier installation kit

## Traction Aids & Spools

Part #	Description
YDGGMVET-3-17-1 [26023]	Dura Grip, 17 spline, 2.73-3.90

## Stub Axles

Part #	Description
YY GM14016436 [41074]	Inner stub yoke, U-bolt style, '63-'79
YY GM3872922 [41084]	Inner stub yoke, strap style, '63-'79
YY GM3996118 [41167]	1310 U/Joint pinion yoke
YY GM12-1330-C [41152]	12P, 12T, '63-'74 CI Vet 1330 Cast U-bolt

## Stub Axles (Cont.)

Part #	Description
YY UB-002 [41198]	1310 U/Joint U-Bolt kit
YY UB-003 [41199]	1330 U/Joint U-Bolt kit

## Shim Kits

Part #	Description
SK 25300 [55009]	Pinion depth shim kit
SK SS12 [55002]	Super carrier shim kit

## Small Parts

Part #	Description
YB AX-012 [18058]	Side bearing
YSPBLT-016 [33046]	Ring gear bolt
YSPBLT-066 [33345]	Cross pin bolt
YSPBLT-069 [33347]	Ring gear bolt washer
YSPCS-019 [33102]	Pinion nut, '63-'65
YSPCS-023 [33106]	Pinion nut, '66 & up
YSPPN-016 [33150]	Pinion nut
YSPPN-032 [33166]	Pinion nut washer
YSPSPR-009 [33520]	Dura Grip spring plate, 200lb & 300lb design
YSPSTUD-012 [33182]	Rear wheel stud
YSPTW-035 [33305]	Pinion gear thrust washer
YSPXP-043 [33411]	Cross pin shaft, posi, 0.749" diameter

## Dropout Gaskets

Part #	Description
YCGGMVET-CI [23024]	Dropout gasket

## Seals

Part #	Description
YMS472258 [30087]	Side seal
YMS5113S [30118]	Outer wheel seal
YMS8460N [30187]	Pinion seal
YMS9178S [30207]	Inner wheel seal
YMS99170 [30225]	Pinion yoke redi sleeve
YMSG1016 [30282]	Side seal

# GM 8.25"

1993-Present GM 1/2 & 3/4 ton IFS

R/G Diameter: 8.2" R/G Bolts: (10) 3/8" x 24 LH Cover Bolts: 10 Carrier Breaks: 2.76 / 3.07 Pinion Shaft Dia. / Spline: 1.438" / 25

## Ring & Pinion Gear Sets

All Gear sets fit 3.42 & up cases only

Part #	Ratio
YG GM8.25-308R [24657]	3.08
YG GM8.25-342R [24488]	3.42
YG GM8.25-373R [24489]	3.73
YG GM8.25-411R [24153]	4.11
YG GM8.25-456R [24154]	4.56
YG GM8.25-488R [24155]	4.88
YG GM8.25-513R [24156]	5.13

## Spider Gear Sets

Part #	Description
YPKGM8.25IFS-S [16124]	Standard spider gear set

## Dropout Gaskets

Part #	Description
YCGGM8.25IFS [23030]	Gasket, '07 & up

## Overhaul & Install Kits

Part #	Description
YK GM8.25IFS-A [14083]	Master Overhaul kit, '98 & down
YK GM8.25IFS-B [14084]	Master Overhaul kit, '99 & up
BK GM8.25IFS-A [11065]	Bearing installation kit, '98 & down
BK GM8.25IFS-B [11104]	Bearing installation kit, '99 & up
PK GM8.25IFS-A [13067]	Pinion installation kit, '98 & down
MK GM8.25IFS-A [12053]	Minimum installation kit, all years

## Yokes

Part #	Description
YY GM15588336 [41078]	Mechanics 3R U/Joint

## Shim Kits

Part #	Description
SK 25300 [55009]	Pinion depth shim kit



Continued on next page

# GM 8.25" (Cont.)

1993-Present GM 1/2 & 3/4 ton IFS

R/G Diameter: 8.2" R/G Bolts: (10) 3/8" x 24 LH Cover Bolts: 10 Carrier Breaks: 2.76/3.07 Pinion Shaft Dia./Spline: 1.438"/25

## Small Parts

Part #	Description
YB AX-011 [18057]	Axle bearing, '99 & up
YB AX-013 [18059]	Stub axle bearing
YSPBLT-019 [33049]	Ring gear bolt
YSPBLT-080 [33569]	Housing case bolt, w/ washer
YSPCS-014 [33097]	Crush sleeve
YSPPN-018 [33152]	Pinion nut
YSPSA-006 [33261]	Side adjuster ring
YSPSA-009 [33355]	Adjuster look, tab design
YSPSA-010 [33356]	Side adjuster lock
YSPSA-011 [33357]	Side adjuster, '07 & up
YSPSR-013 [33369]	Snap ring, outer axle
YSPTW-039 [33377]	Pinion gear thrust washer
YSPTW-040 [33378]	Side gear thrust washer
YSPTW-065 [33524]	Stub shaft thrust washer
YSPXP-033 [33401]	Cross pin shaft
YSPXP-042 [33410]	Roll pin for cross pin shaft

## Carrier Cases

Part #	Description
YC G26018131 [20086]	Standard carrier case
YC G26067130 [20131]	Standard case, loaded, 3.42 & up
YC G15919119 [20144]	Standard case, bare, 3.23 & down

## Seals

Part #	Description
YMS710101 [30145]	Stub axle seal, '98 & down
YMSG1007 [30273]	Stub axle seal, '99 & up
YMSG1012 [30278]	Pinion seal
YMSG1013 [30279]	Stud axle seal, '98 & down

## Unit Bearings

Part #	Description
YB U550300 [18025]	RH wheel brg & hub, '95-'99, 1/2 ton truck
YB U550301 [18026]	LH wheel brg & hub, '95-'99, 1/2 ton truck

# GM 8.5"

1970-Present Passenger Car, 1978-1999 1/2 Ton Truck

R/G Diameter: 8.5" R/G Bolts: (10) 7/16" x 20 LH Cover Bolts: 10 Carrier Breaks: 2.56/2.73 Pinion Shaft Dia./Spline: 1.625"/30

## Ring & Pinion Gear Sets

Part #	Ratio
YG GM8.5-273 [24490]	2.73
YG GM8.5-308 [24492]	3.08
YG GM8.5-323 [24493]	3.23
YG GM8.5-342 [24157]	3.42
YG GM8.5-373 [24158]	3.73
YG GM8.5-390 [24159]	3.90
YG GM8.5-411 [24160]	4.11
YG GM8.5-456 [24161]	4.56
YG GM8.5-488 [24162]	4.88
YG GM8.5-513 [24163]	5.13
YG GM8.5-538 [24494]	5.38
YG GM8.5-557 [24495]	5.57

## Spider Gear Sets

Part #	Description
YPKG8.5-S-28 [16054]	Standard spider gear kit, 28 spline
YPKG8.5-S-30 [16055]	Standard spider gear kit, 30 spline
YPKG8.5-P-28 [16052]	Posi spider gear set, Fits Dura Grip & Eaton, 28 spline, clutches not included
YPKG8.5-P-30 [16053]	Posi spider gear set, Fits Dura Grip & Eaton, 28 spline, clutches not included
YPKG12-PC-14 [16041]	14 plate carbon clutches, Fits Dura Grip & Eaton
YPKG12-PC-18 [16110]	18 plate steel clutches, Fits Dura Grip & Eaton
YPKG12-PC-22 [16111]	22 plate steel clutches, Fits Dura Grip & Eaton
YPKG12-PC-DG1 [16064]	14 plate composite clutches, Fits Dura Grip & Eaton
YPKG12-PC-SHIM [16042]	Posi shim kit, Fits Dura Grip & Eaton

## Overhaul & Install Kits

Part #	Description
YK GM8.5 [14086]	Rear Master Overhaul kit
YK GM8.5-F [14087]	Front Master Overhaul kit
YK GM8.5-HD [14088]	Rear LM102911/49, heavy duty for large carrier bearing

## Overhaul & Install Kits (Cont.)

Part #	Description
YK GM8.5-HD-F [14089]	Front, LM102911/49, heavy duty for large carrier bearing
BK GM8.5 [11067]	Rear Bearing installation kit
BK GM8.5-F [11068]	Front Bearing installation kit
BK GM8.5-HD [11069]	Rear LM102911/49, heavy duty for large carrier bearing
BK GM8.5-HD-F [11070]	Front, LM102911/49, heavy duty for large carrier bearing
PK GM8.5 [13069]	Rear Pinion Installation kit
PK GM8.5-F [13070]	Front Pinion Installation kit
MK GM8.5 [12055]	Rear Minimum Installation kit
MK GM8.5-F [12056]	Front Minimum Installation kit
CK GM8.5 [57008]	Carrier install kit
CK GM8.5-HD [57009]	Carrier install kit, oversize journals

## Axle Bearing & Seal Kits

Part #	Description
AK 1563 [10004]	Axle Bearing & Seal kit, 2.250" O.D.
AK 1559 [10001]	Axle Bearing & Seal kit, 2.530" O.D.
AK C10 [10005]	Axle Bearing & Seal kit, 2.800" O.D.
AK F-G02 [10023]	Axle Bearing & Seal kit, '77-'91 Front 1/2 ton
AK F-G06 [10027]	Axle Brg & Seal kit, '77-'93 Front 3/4 ton Front
AK GMAV [10038]	Axle bearing & seal kit, 2.445" O.D.

## Yokes

Part #	Description
YY GM12470387 [41071]	Mechanics 3R, inside snap ring
YY GM14018211 [41075]	1310, straps, outside snap rings
YY GM3988524 [41086]	1310, outside snap rings
YY GM15588336 [41078]	Mechanics 3R, inside snap rings
YY GM8.5-1350-C [41092]	1350, cast, U-bolts
YY GM8.5-1350-F [41093]	1350, forged, U-bolts
YY STR-005 [41196]	1310 U/Joint strap & bolt kit
YY STR-008 [41201]	Mechanics 3R strap & bolt kit

Continued on next page

GM

# GM 8.5" (Cont.)

1970-Present Passenger Car, 1978-1999 1/2 Ton Truck

R/G Diameter: 8.5" R/G Bolts: (10) 7/16" x 20 LH Cover Bolts: 10 Carrier Breaks: 2.56 / 2.73 Pinion Shaft Dia. / Spline: 1.625" / 30

## Shim Kits

Part #	Description
SK 25300 [55009]	Pinion depth shim kit
SK SS10 [55001]	Super-Shim kit for carrier
SK CSGM8.5 [55048]	Solid spacer to replace crush sleeve

## Small Parts

Part #	Description
YP MINSXGM8.5 [32238]	Chromoly cross pin shaft
YSPABS-022 [33339]	Reluctor ABS ring for 3.73 pinion
YSPBLT-019 [33049]	Ring gear bolt
YSPBLT-038 [33067]	Cross pin bolt
YSPBLT-074 [33351]	U/Joint strap bolt
YSPBLT-075 [33286]	Cover bolt
YSPCC-010 [33083]	C/Clip
YSPCG-003 [33352]	Posi clutch guide
YSPCS-014 [33097]	Crush sleeve
YSPPN-018 [33152]	Pinion nut
YSPPN-033 [33167]	Pinion nut washer
YSPSP-001 [33474]	Wheel hub spindle nut, w/o washer
YSPSP-002 [33475]	Spindle nut kit
YSPSP-025 [33498]	Spindle bearing & seal kit, w/ washer
YSPSPR-009 [33520]	Dura Grip spring plate, 200lb & 300lb design
YSPSTUD-018 [33188]	Axle stud, 1 15/32" x 1/2"-20
YSPSTUD-023 [33192]	Axle stud, 40mm x M12 -15
YSPTW-047 [33385]	Pinion gear thrust washer
YSPTW-034 [33304]	Side gear thrust washer
YSPXP-056 [33431]	Notched cross pin shaft
YSPXP-033 [33401]	Standard cross pin shaft
YSPBLT-082 [33572]	Cover bolt

## Traction Aids & Spools

Part #	Description
YDGGM8.5-3-28-1 [26015]	Dura Grip posi, 28 spl, 2.73 & up
YDGGM8.5-3-30-1 [26016]	Dura Grip posi, 30 spl, 2.73 & up
YGLGM8.5-3-30-1 [28035]	Grizzly Locker, 30 spl, 2.73 & up
YP PGM8.5-HELIC-30 [32356]	Helical gear posi, 2.73 & up, 30 spline
YP FSGM8.5-28 [32192]	28 spline steel spool, 2.73 & up
YP FSGM8.5-30 [32193]	30 spline steel spool, 2.73 & up
YP FSGM8.5-33 [32194]	33 spline steel spool, 2.73 & up
YP MINSGM8.5-28 [32232]	28 spline mini spool
YP MINSGM8.5-30 [32233]	30 spline mini spool

## Heavy-Duty Front Axle U/Joints

Part #	Description
YP SJ-297X-203 [32083]	Super Joint kit, 2 joints + full circle clips, grease & grease gun
YP SJ-297X-202 [32082]	2 Super Joints w/Full circle clips. No grease or grease gun
YP SJ-297X-201 [32081]	1 Super Joint, w/Full circle clips. No grease or grease gun

## Carrier Cases

Part #	Description
YC G26010481 [20083]	Standard case, bare, 2.73 & up
YC G26010481-XHD [20084]	Standard case, bare, 2.73 & up, w/oversize HD bearing journals
YC GM8.5-DG-3 [20107]	Dura Grip case, bare, 2.73 & up

## Covers & Cover Gaskets

Part #	Description
YCGGM8.5 [23020]	Rear cover gasket
YCGGM8.5-F [23021]	Front cover gasket
YP C1-GM8.5-F [32016]	Chrome cover, Front
YP C1-GM8.5-R [32017]	Chrome cover, rear
YP C2-GM8.5-R [32030]	Polished aluminium cover, rear
YP C2-GM8.5-F [32029]	Polished aluminium cover, Front
YP C3-GM8.5-R [32121]	HD aluminium cover, rear
YP C5-GM8.5 [32332]	Steel Cover, rear

## Ball Joints

Part #	Description
YSPBJ-011 [33453]	Ball joint kit

## Seals

Part #	Description
YMS2043 [30017]	Rear pinion seal
YMS4762N [30108]	Axle seal, 88 & up C10
YMS471271 [30083]	Wheel seal
YMS4795V [30110]	Axle seal, Astro & Safari van
YMS5131 [30122]	Front inner axle seal
YMS710506 [30163]	Pinion seal, late model w/Triple lip
YMS8622 [30195]	4WD Front pinion seal
YMS8660S [30196]	Axle seal for 5707 or 1563 bearing
YMS8835S [30201]	Axle seal for 1559 or 6408 bearing
YMS99131 [30219]	Pinion yoke redi sleeve
YMS99193 [30229]	Redi sleeve for pinion yoke

## Spindles

Part #	Description
YP SP706529 [32257]	Spindle, 6 hole, 1.625" & 2.0" brg journals

## Drive Flange Kits

Part #	Description
YHC50007 [29080]	19 spline, Yukon engraved
YHC50008 [29079]	19 spline, non-engraved
YHCDF-19-A [29078]	19 spline, single flange only



**Yukon Dura Grip®**



# GM 8.5" Oldsmobile

Oldsmobile, Pontiac

R/G Diameter: 8.5" R/G Bolts: (10) 3/8" x 20 LH Cover Bolts: 12 Carrier Breaks: 2.78 / 3.08 - 3.23 / 3.43 Pinion Shaft Dia. / Spline: 1.626" / 27

## Ring & Pinion Gear Sets

Part #	Ratio
YG GM8.50LDS-342 [24689]	3.42
YG GM8.50LDS-390 [24688]	3.90

## Small Parts

Part #	Ratio
YSPCS-030[33113]	Crush Sleeve

## Overhaul & Install Kits

Part #	Description
YK GM8.50LDS-28[14090]	Master Overhaul kit, 28 spline
YK GM8.50LDS-31[14091]	Master Overhaul kit, 31 spline

# GM 8.6"

'00 & Up 1/2 Ton Truck & Passenger Car

R/G Diameter: 8.6" R/G Bolts: (10) 7/16" x 20 LH Cover Bolts: 10 Carrier Breaks: 2.56 / 2.73 Pinion Shaft Dia. / Spline: 1.625" / 30

## Ring & Pinion Gear Sets

Part #	Ratio
YG GM8.5-273 [24490]	2.73
YG GM8.5-308 [24492]	3.08
YG GM8.5-323 [24493]	3.23
YG GM8.5-342 [24157]	3.42
YG GM8.5-373 [24158]	3.73
YG GM8.5-390 [24159]	3.90
YG GM8.5-411 [24160]	4.11
YG GM8.5-456 [24161]	4.56
YG GM8.5-488 [24162]	4.88
YG GM8.5-513 [24163]	5.13
YG GM8.5-538 [24494]	5.38
YG GM8.5-557 [24495]	5.57

## Spider Gear Sets

Part #	Description
YPKGM12-PC-14 [16041]	Dura Grip & Eaton posi clutch set, 14 Carbon clutches
YPKGM12-PC-18 [16110]	Dura Grip & Eaton posi clutch set, 18 steel clutches
YPKGM12-PC-22 [16111]	Dura Grip & Eaton pfvkosi clutch set, 22 steel clutches
YPKGM12-PC-DG1 [16064]	Dura Grip & Eaton posi clutch set, 14 composite clutches
YPKGM12-PC-SHIM [16042]	Dura Grip & Eaton posi shim set
YPKGM8.6-S-30V2 [16056]	Standard spider gear set, 30 spline
YPKGM8.6-S-30V3 [16146]	Standard Spider gear kit, 30 spline, '07 & up

## Overhaul & Install Kits

Part #	Description
YK GM8.6-A [14092]	Master Overhaul kit, '99-'08
YK GM8.6-B [14168]	Master Overhaul kit, '09 & up
BK GM8.6-A [11071]	Bearing installation kit, '99-'08
BK GM8.6-B [11105]	Bearing installation kit, '09 & up
PK GM8.6-A [13073]	Pinion installation kit, '99-'08
PK GM8.6-B [13105]	Pinion installation kit, '09 & up
MK GM8.6 [12059]	Minimum installation kit
CK GM8.6 [57010]	Carrier installation kit

## Axle Bearing & Seal Kits

Part #	Description
AK 1559 [10001]	Axle bearing & seal kit, 2.530" O.D.
AK 1563 [10004]	Axle bearing & seal kit, 2.250" O.D.
AK C10 [10005]	Axle bearing & seal kit, 2.800" O.D.

## Yokes

Part #	Description
YY GM12470387 [41071]	Mechanics 3R U/Jnt, triple lip seal design
YY GM26060975 [41150]	Yoke sleeve, for use with triple-lip pinion seal

## Shim Kits

Part #	Description
SK 25300 [55009]	Pinion depth shim kit
SK CSGM8.5 [55048]	Crush sleeve eliminator kit
SK SS12 [55002]	Super carrier shim kit

## Small Parts

Part #	Description
YSPABS-021 [33338]	ABS tone ring
YSPABS-022 [33339]	Reluctor ABS ring for 3.73 pinion
YSPABS-034 [33565]	ABS tone ring, 55 tooth, '03 & up
YSPBLT-019 [33049]	Ring gear bolt
YSPBLT-075 [33286]	Cover bolt
YSPCC-010 [33083]	C/Clip
YSPCG-003 [33352]	Posi clutch guide
YSPCS-014 [33097]	Crush sleeve
YSPPN-018 [33152]	Pinion nut
YSPPN-033 [33167]	Pinion nut washer
YSPSPR-009 [33520]	Dura Grip spring plate,
YSPSTUD-015 [33185]	Axle stud
YSPTW-047 [33385]	Pinion gear thrust washer
YSPTW-048 [33386]	Side gear thrust washer
YSPBLT-082 [33572]	Cover bolt

## Traction Aids & Spools

Part #	Description
YDGGM8.5-3-30-1 [26016]	Dura Grip posi, 2.73 & up, 30 spline
YGLGM8.5-3-30-1 [28035]	Grizzly Locker, 30 spl, 2.73 & up
YP FSGM8.5-30 [32193]	Steel spool, 2.73 & up, 30 spline
YP PGM8.5-HELIC-30 [32356]	Helical gear posi, 2.73 & up, 30 spline

## Carrier Cases

Part #	Description
YC G40007876V2 [20096]	Standard case, bare, '00-'06
YC G40048044 [20098]	Standard loaded carrier, 2.73 & up
YC GM8.5-DG-3 [20107]	Dura Grip case, 2.73 & up, bare

## Covers & Cover Gaskets

Part #	Description
YCGGM8.5 [23020]	Cover gasket
YP C1-GM8.5-R [32017]	Chrome cover
YP C2-GM8.5-R [32030]	Polished aluminum cover
YP C3-GM8.5-R [32121]	Heavy-duty aluminum girdle cover
YP C5-GM8.5 [32332]	Steel cover
YP C5-GM8.5-KIT [32367]	Steel cover kit
YP C5-GM8.6-WIDE [32387]	Rear differential cover

## Seals

Part #	Description
YMS4762N [30108]	Axle seal, 2.800" O.D.
YMS710506 [30163]	Pinion seal, triple lip design
YMS8660S [30196]	Axle seal, 2.250" O.D.
YMS8835S [30201]	Axle seal, 2.530" O.D.

GM



# GM 8.6IRS

Late Model Camaro, V8

R/G Diameter: 8.6" (218mm) R/G Bolts: (10) 7/16" x 20 LH Cover Bolts: 10 Carrier Breaks: none Pinion Shaft Dia. / Spline: 1.875" / 32

## Ring & Pinion Gear Sets

Part #	Ratio
YG GM8.6-323IRS [24562]	3.23
YG GM8.6-345IRS [24573]	3.45
YG GM8.6-390IRS [24574]	3.90
YG GM8.6-373IRS [24563]	3.73
YG GM8.6-411IRS [24564]	4.11

## Overhaul & Install Kits

Part #	Description
YK GM8.6IRS [14169]	Master Overhaul kit
MK GM8.6IRS [12085]	Minimum installation kit

## Shim Kits

Part #	Description
SK SS12 [55002]	Super carrier shim kit

## Small Parts

Part #	Description
YSPBLT-019 [33049]	Ring gear bolt
YSPCS-016 [33099]	Crush sleeve
YSPPN-013 [33147]	Pinion nut, green metric thread

## Seals

Part #	Description
YMSG1023 [30289]	Stub axle seal
YMSG1024 [30290]	Pinion seal

## Yoke

Part #	Description
YY GM40081311 [41203]	Pinion yoke

# GM 55P

1955-1964 Chevrolet Passenger Car

R/G Diameter: 8.4" R/G Bolts: (10) 3/8" x 24 RH Cover Bolts: Dropout Carrier Breaks: 3.73/4.10 Pinion Shaft Dia. / Spline: 1.438" / 17

## Ring & Pinion Gear Sets

Part #	Ratio
YG GM55P-308 [24141]	3.08
YG GM55P-336 [24467]	3.36
YG GM55P-355 [24142]	3.55
YG GM55P-373 [24143]	3.73

## Spider Gear Sets

Part #	Description
YPKC8.75-PC [16148]	Powr Lok clutch kit, OEM posi only
YPKGM55P-P-17 [16114]	Eaton style positraction spider gear set, 17 spline
YPKGM55P-P/L-17 [16045]	Powr Lok positraction spider gear set, 17 spline
YPKGM55P-S-17 [16046]	Standard spider gear set, 17 spline

## Overhaul & Install Kits

Part #	Description
YK GM55CHEVY [14073]	Master Overhaul kit
BK GM55CHEVY [11058]	Bearing installation kit
PK GM55CHEVY [13060]	Pinion installation kit
MK GM55CHEVY [12047]	Minimum installation kit

## Yokes

Part #	Description
YY GM55-1310-17 [41089]	1310 U/Joint, U-bolt style

## Dropout Gasket

Part #	Description
YCGGM55P [23017]	Dropout Gasket

## Shim Kits

Part #	Description
SK 21104 [55008]	Pinion depth shim kit

## Small Parts

Part #	Description
YSP0-008 [33579]	Axle bearing o-ring
YSPBLT-016 [33046]	Ring gear bolt
YSPBLT-023 [33052]	Ring gear conv. bolt, Auburn posi
YSPBLT-039 [33068]	Cross pin bolt
YSPBLT-052 [33234]	Powr Lok case bolt
YSPBLT-069 [33347]	Ring gear bolt washer
YSPCS-018 [33101]	Crush sleeve
YSPPN-016 [33150]	Pinion nut
YSPPN-032 [33166]	Pinion nut washer
YSPTW-011 [33281]	Pinion gear thrust washer
YSPTW-070 [33529]	Side gear thrust washer
YSPXP-039 [33407]	Cross pin shaft, 0.735" diameter

## Seals

Part #	Description
YMS5458 [30126]	Axle seal, '55-'56
YMS5573 [30127]	Axle seal, '58-'64 w/sealed brg only, 2.548" O.D.
YMS6818 [30133]	Pinion seal, '55-'64
YMS8293S [30181]	Axle seal, '63-'64, Chevy II
YMS8362 [30184]	Axle seal, '57 Chevy only, 2.321" O.D.
YMS99170 [30225]	Pinion yoke redi sleeve

# GM 55T

1955-1962 1/2 Ton Chevy Truck

R/G Diameter: 9.375" R/G Bolts: (12) 3/8" x 24 RH Cover Bolts: 12 Carrier Breaks: None Pinion Shaft Dia. / Spline: 1.438" / 17

## Ring & Pinion Gear Sets

Part #	Ratio
YG GM55T-338 [24144]	3.38

## Overhaul & Install Kits

Part #	Description
YK GM55CHEVY [14073]	Master Overhaul kit
BK GM55CHEVY [11058]	Bearing installation kit
PK GM55CHEVY [13060]	Pinion installation kit
MK GM55CHEVY [12047]	Minimum installation kit



Continued on next page

# GM 55T (Cont.)

1955-1962 1/2 Ton Chevy Truck

R/G Diameter: 9.375" R/G Bolts: (12) 3/8" x 24 RH Cover Bolts: 12 Carrier Breaks: None Pinion Shaft Dia. / Spline: 1.438" / 17

## Yokes

Part #	Description
YY GM55-1310-17 [41089]	1310 U/Joint, U-bolt style

## Shim Kits

Part #	Description
SK 21104 [55008]	Pinion depth shim kit

## Small Parts

Part #	Description
YSPBLT-016 [33046]	Ring gear bolt
YSPBLT-039 [33068]	Cross pin bolt
YSPBLT-069 [33347]	Ring gear bolt washer

## Small Parts (Cont.)

Part #	Description
YSPCS-018 [33101]	Crush sleeve
YSPPN-016 [33150]	Pinion nut
YSPPN-032 [33166]	Pinion nut washer
YSPTW-070 [33529]	Side gear thrust washer
YSPXP-038 [33406]	Cross pin shaft

## Seals

Part #	Description
YMS414045 [30056]	Axle seal, '55-'62 ton truck
YMS6818 [30133]	Pinion seal
YMS99170 [30225]	Pinion yoke redi sleeve

# GM 8.75"

1965-1987 Passenger Car

R/G Diameter: 8.75" R/G Bolts: (10) 7/16" x 20 LH Cover Bolts: 10 Carrier Breaks: 2.56 / 2.73 Pinion Shaft Dia. / Spline: 1.625" / 30

## Overhaul & Install Kits

Part #	Description
YK GM8.75 [14093]	Master Overhaul kit
BK GM8.75 [11072]	Bearing installation kit

## Shim Kits

Part #	Description
SK 25300 [55009]	Pinion depth shim kit
SK SS12 [55002]	Super carrier shim kit

## Small Parts

Part #	Description
YSPCS-014 [33097]	Crush sleeve

## Seals

Part #	Description
YMS2043 [30017]	Pinion seal

# GM 8.875"

1965-1987 Passenger Car

R/G Diameter: 8.875" R/G Bolts: (10) 7/16" x 20 LH Cover Bolts: 10 Carrier Breaks: 2.56 / 2.73 Pinion Shaft Dia. / Spline: 1.625" / 30

## Overhaul & Install Kits

Part #	Description
YK GM8.875 [14094]	Master Overhaul kit
BK GM8.875 [11073]	Bearing installation kit

## Shim Kits

Part #	Description
SK SS12 [55002]	Super carrier shim kit

## Small Parts

Part #	Description
YSPCS-014 [33097]	Crush sleeve

## Seals

Part #	Description
YMS2043 [30017]	Pinion seal

# GM Passenger Car 12 Bolt

1964 - 1972 Chevy & Other GM Passenger Cars

R/G Diameter: 8.875" R/G Bolts: (12) 3/8" x 24 RH Cover Bolts: 12 Carrier Breaks: 2.76 / 3.08-3.90 / 4.10 Pinion Shaft Dia. / Spline: 1.625" / 30

## Ring & Pinion Gear Sets

Part #	Ratio
YG GM12P-308 [24448]	3.08
YG GM12P-331 [24571]	3.31
YG GM12P-342 [24121]	3.42
YG GM12P-355 [24122]	3.55
YG GM12P-373 [24123]	3.73
YG GM12P-373-4 [24124]	3.73, thin
YG GM12P-390 [24125]	3.90
YG GM12P-411 [24126]	4.11
YG GM12P-411T [24127]	4.11, thick
YG GM12P-430 [24450]	4.30
OYG GM12P-456 [24451]	4.56
YG GM12P-456T [24452]	4.56, thick

## Ring & Pinion Gear Sets (Cont.)

Part #	Ratio
YG GM12P-488 [24453]	4.88
YG GM12P-513 [24454]	5.13
YG GM12P-538 [24455]	5.38
YG GM12P-600 [24457]	6.00

## Spider Gear Sets

Part #	Description
YPKGGM12-P-30 [16039]	Dura Grip & Eaton posi spider gear set, 30 spline
YPKGGM12-P-33 [16040]	Dura Grip & Eaton posi spider gear set, 33 spline

Continued on next page

GM



# GM Passenger Car 12 Bolt (Cont.)

1964 - 1972 Chevy & Other GM Passenger Cars

R/G Diameter: 8.875" R/G Bolts: (12) 3/8" x 24 RH Cover Bolts: 12 Carrier Breaks: 2.76 / 3.08-3.90 / 4.10 Pinion Shaft Dia. / Spline: 1.625" / 30

## Spider Gear Sets (Cont.)

Part #	Description
YPKG12-PC-14 [16041]	Dura Grip & Eaton posi clutch set, 14 Carbon clutches
YPKG12-PC-18 [16110]	Dura Grip & Eaton posi clutch set, 18 steel clutches
YPKG12-PC-22 [16111]	Dura Grip & Eaton posi clutch set, 22 steel clutches
YPKG12-PC-DG1 [16064]	Dura Grip & Eaton posi clutch set, 14 composite clutches
YPKG12-PC-SHIM [16042]	Dura Grip & Eaton posi shim set
YPKG12-S-S-30 [16043]	Standard spider gear set, 30 spline

## Overhaul & Install Kits

Part #	Description
YK GM12P [14067]	Master Overhaul kit
BK GM12P [11054]	Bearing installation kit
PK GM12P [13056]	Pinion installation kit
MK GM12P [12043]	Minimum installation kit
CK GM8.6 [57010]	Carrier installation kit

## Axle Bearing & Seal Kits

Part #	Description
AK 1563 [10004]	Axle bearing & seal kit, 2.250" O.D.
AK 1559 [10001]	Axle bearing & seal kit, 2.530" O.D.

## Yokes

Part #	Description
YY GM12-1310-B [41151]	1310 U/Joint, billet steel
YY GM12-1330-C [41152]	1330 U/Joint, cast
YY GM12-1350-A [41153]	1350 U/Joint, aluminum
YY GM12-1350-B [41154]	1350 U/Joint, billet steel
YY GM12-1350-C [41068]	1350 U/Joint, cast
YY GM12-1350-F [41069]	1350 U/Joint, forged steel
YY GM14018211 [41075]	Straps, 1310 U/Joint
YY GM3878972 [41085]	1310 U/Joint, u-bolt design, cast
YY GM3996118 [41167]	1310 U/Joint, strap design, cast
YY UB-002 [41198]	1310 U/Joint U-Bolt kit
YY UB-003 [41199]	1330 U/Joint U-Bolt kit
YY STR-005 [41196]	1310 U/Joint strap kit

## Shim Kits

Part #	Description
SK 25300 [55009]	Pinion depth shim kit
SK CSGM12P [55045]	Crush sleeve eliminator kit
SK SS12 [55002]	Super carrier shim kit, '66 & up

## Small Parts

Part #	Description
YSPBLT-016 [33046]	Ring gear bolt
YSPBLT-038 [33067]	Cross pin bolt

## Small Parts (Cont.)

Part #	Description
YSPBLT-039 [33068]	Cross pin bolt
YSPBLT-065 [33344]	Cross pin bolt, posi
YSPBLT-069 [33347]	Ring gear bolt washer
YSPBLT-070 [33348]	Star washer for posi cross pin bolt
YSPBLT-075 [33286]	Cover bolt
YSPCC-010 [33083]	C/Clip
YSPCG-003 [33352]	Posi clutch guide
YSPCS-021 [33104]	Crush sleeve
YSPPN-016 [33150]	Pinion nut
YSPPN-032 [33166]	Pinion nut washer
YSPSPR-009 [33520]	Dura Grip spring plate, 200lb & 300lb design
YP MINSXGM12 [32236]	Heavy-duty Chromoly cross pin shaft
YSPTW-042 [33380]	Side gear thrust washer
YSPTW-043 [33381]	Pinion gear thrust washer, standard open
YSPTW-044 [33382]	Pinion gear thrust washer, posi only
YSPXP-038 [33406]	Cross pin shaft
YSPXP-053 [33429]	Notched cross pin shaft

## Traction Aids & Spools

Part #	Description
YDGGM12P-3-30-1 [26011]	Dura Grip posi, 3.08-3.90, 30 spline
YDGGM12P-3-33-1 [26012]	Dura Grip posi, 3.08-3.90, 33 spline
YP FSGM12P-4-30 [32187]	Steel spool, 4.10 & up, 30 spline
YP FSGM12P-4-33 [32188]	Steel spool, 4.10 & up, 33 spline
YP MINSGM12-30 [32227]	Mini spool, 30 spline

## Carrier Cases

Part #	Description
YC GM12P-DG-3 [20104]	Dura Grip case, bare, 3.08-3.90, 30 spl

## Covers & Cover Gaskets

Part #	Description
YCGGM12P [23014]	Cover gasket
YP C1-GM12P [32011]	Chrome cover
YP C2-GM12P [32101]	Polished aluminium cover
YP C3-GM12P [32116]	HD aluminium cover

## Seals

Part #	Description
YMS8460N [30187]	Pinion seal
YMS8660S [30196]	Axle seal, 2.250" O.D.
YMS8835S [30201]	Axle seal, 2.530" O.D.
YMS99170 [30225]	Pinion yoke redi sleeve

# GM Truck 12 Bolt

1963 - 1982 GM 1/2 Ton

R/G Diameter: 8.875" R/G Bolts: (12) 3/8" x 24 RH Cover Bolts: 12 Carrier Breaks: 2.73 / 2.76-3.42 / 3.73 Pinion Shaft Dia. / Spline: 1.438" / 30

## Ring & Pinion Gear Sets

Part #	Ratio
YG GM12T-308 [24459]	3.08
YG GM12T-342 [24460]	3.42
YG GM12T-373 [24128]	3.73
YG GM12T-373T [24129]	3.73, thick
YG GM12T-411 [24130]	4.11
YG GM12T-411T [24131]	4.11, thick
YG GM12T-456 [24132]	4.56
YG GM12T-456T [24461]	4.56, thick
YG GM12T-488 [24133]	4.88
YG GM12T-513 [24463]	5.13

## Yokes

Part #	Description
YY GM12-1310-B [41151]	1310 U/Joint, billet steel
YY GM12-1330-C [41152]	1330 U/Joint, cast
YY GM12-1350-A [41153]	1350 U/Joint, aluminum
YY GM12-1350-B [41154]	1350 U/Joint, billet steel
YY GM12-1350-C [41068]	1350 U/Joint, cast
YY GM12-1350-F [41069]	1350 U/Joint, forged steel
YY GM14018211 [41075]	Straps, 1310 U/Joint
YY GM3878972 [41085]	1310 U/Joint, u-bolt design, cast
YY GM3996118 [41167]	1310 U/Joint, strap design, cast
YY STR-005 [41196]	1310 U/Joint strap & bolt kit
YY UB-002 [41198]	1310 U/Joint U-Bolt kit
YY UB-003 [41199]	1330 U/Joint U-Bolt kit

Continued on next page



# GM Truck 12 Bolt (Cont.)

1963 - 1982 GM 1/2 Ton

R/G Diameter: 8.875" R/G Bolts: (12) 3/8" x 24 RH Cover Bolts: 12 Carrier Breaks: 2.73 / 2.76-3.42 / 3.73 Pinion Shaft Dia. / Spline: 1.438" / 30

## Spider Gear Sets

Part #	Description
YPKGM12-P-30 [16039]	Dura Grip & Eaton posi spider gear set, 30 spline
YPKGM12-PC-14 [16041]	Dura Grip & Eaton posi clutch set, 14 Carbon clutches
YPKGM12-PC-18 [16110]	Dura Grip & Eaton posi clutch set, 18 steel clutches
YPKGM12-PC-22 [16111]	Dura Grip & Eaton posi clutch set, 22 steel clutches
YPKGM12-PC-DG1 [16064]	Dura Grip & Eaton posi clutch set, 14 composite clutches
YPKGM12-PC-SHIM [16042]	Dura Grip & Eaton positraction preload shim set
YPKGM12-S-30 [16043]	Standard spider gear set, 30 spline

## Overhaul & Install Kits

Part #	Description
YK GM12T [14068]	Master Overhaul kit
BK GM12T [11055]	Bearing installation kit
PK GM12T [13057]	Pinion installation kit
MK GM12T [12044]	Minimum installation kit
CK GM8.6 [57010]	Carrier installation kit

## Axle Bearing & Seal Kits

Part #	Description
AK 1559 [10001]	Axle bearing & seal kit, 2.530" O.D.

## Shim Kits

Part #	Description
SK 21104 [55008]	Pinion depth shim kit
SK CSGM12T [55045]	Crush sleeve eliminator kit
SK SS12 [55002]	Super carrier shim kit, '66 & up.

## Seals

Part #	Description
YMS8460N [30187]	Pinion seal
YMS8477S [30188]	Axle seal, 17 spline
YMS8660S [30196]	Axle seal 30 spline
YMS99170 [30225]	Pinion yoke redi sleeve

## Small Parts

Part #	Description
YP MINSXGM12 [32236]	Heavy-duty Chromoly cross pin shaft
YSPBLT-016 [33046]	Ring gear bolt
YSPBLT-039 [33068]	Cross pin bolt
YSPBLT-065 [33344]	Cross pin bolt, posi
YSPBLT-069 [33347]	Ring gear bolt washer
YSPBLT-070 [33348]	Star washer for posi cross pin bolt
YSPBLT-075 [33286]	Cover bolt
YSPCC-010 [33083]	C/Clip
YSPCG-003 [33352]	Posi clutch guide
YSPCS-019 [33102]	Crush sleeve, '63-'65, .630" tall
YSPCS-021 [33104]	Crush sleeve, '66 & up, 2.350" tall
YSPPN-016 [33150]	Pinion nut
YSPPN-032 [33166]	Pinion nut washer
YSPSTUD-018 [33188]	Axle stud, 1 15/32" x 1/2"-20
YSPSTUD-021 [33191]	Axle stud, 1 31/32" x 1/2"-20
YSPTW-042 [33380]	Side gear thrust washer
YSPTW-043 [33381]	Pinion gear thrust washer, standard open
YSPTW-044 [33382]	Pinion gear thrust washer, posi only
YSPXP-038 [33406]	Cross pin shaft
YSPXP-053 [33429]	Notched cross pin shaft

## Traction Aids & Spools

Part #	Description
YDGGM12T-4-30-1 [26035]	Dura Grip posi, 3.73 & up, 30 spline
YDGGM12T-3-30-1	Dura Grip Posi, 3.42 & down, 30 spline
YP FSGM12T-4-30 [32190]	Steel spool, 3.73 & up, 30 spline
YP MINSGM12-30 [32227]	Mini spool, 30 spline

## Covers & Cover Gaskets

Part #	Description
YCGGM12T [23015]	Cover gasket
YP C1-GM12T [32012]	Chrome cover
YP C2-GM12T [32027]	Polished aluminium cover
YP C3-GM12T [32117]	HD aluminium cover

## Break Drums

Part #	Description
YP BR-05 [32359]	For 5 lug conversion kit

# GM 9.25"

1989 - Present 3/4 & 1 Ton IFS

R/G Diameter: 9.25" R/G Bolts: (12) 12mm x 1.5 LH Cover Bolts: N/A ('10 & down) or 12 ('11 & up) Carrier Breaks: None Pinion Shaft Dia. / Spline: 1.875" / 30

## Ring & Pinion Gear Sets

Part #	Ratio
YG GM9.25-342R [24496]	3.42
YG GM9.25-373R [24497]	3.73
YG GM9.25-411R [24498]	4.11
YG GM9.25-456R [24499]	4.56
YG GM9.25-488R [24500]	4.88
YG GM9.25-513R [24164]	5.13
YG GM9.25-538R [24165]	5.38

## Spider Gear Sets

Part #	Description
YPKGM9.5-S-33 [16060]	Standard spider gear set, 33 spline
YPKGM9.25IFS-S-33 [16183]	Standard spider gear set, '07 & up

## Axle Bearing & Seal Kits

Part #	Description
AK GM9.25IFS [10037]	Axle bearing & seal kit

## Overhaul & Install Kits

Part #	Description
YK GM9.25IFS-A [14095]	Master Overhaul kit, '10 & down
YK GM9.25IFS-B [14170]	Master Overhaul kit, '11 & up
BK GM9.25IFS [11106]	Bearing installation kit, '10 & down
BK GM9.25IFS-B [11114]	Bearing installation kit, '11 & up
PK GM9.25IFS [13074]	Pinion installation kit, '10 & down
MK GM9.25IFS [12060]	Minimum installation kit, '10 & down

## Shim Kits

Part #	Description
SK GM9.5 [55059]	Pinion depth shim kit

Continued on next page

GM

## GM 9.25" (Cont.)

1989 - Present 3/4 & 1 Ton IFS

R/G Diameter: 9.25" R/G Bolts: (12) 12mm x 1.5 LH Cover Bolts: N/A ('10 & down) or 12 ('11 & up) Carrier Breaks: None Pinion Shaft Dia. / Spline: 1.875" / 30

### Small Parts

Part #	Description
YSPBLT-017 [33047]	Ring gear bolt
YSPBLT-062 [33244]	Side adjuster lock bolt
YSPBLT-063 [33342]	Cross pin bolt
YSPBLT-080 [33569]	Housing case bolt, w/ washer
YSPCS-016 [33099]	Crush sleeve
YSPO-002 [33133]	O-ring for left hand side adjuster
YSPPN-018 [33152]	Pinion nut
YSPSA-008 [33354]	Side adjuster lock nut, left hand
YSPSA-012 [33358]	Side adjuster, '11 & up
YSPSA-013 [33359]	Side adjuster lock, '11 & up
YSPSA-014 [33360]	Side adjuster lock, right hand
YSPSA-016 [33362]	Side adjuster, left hand
YSPSR-012 [33368]	Snap ring, outer axle
YSPSR-015 [33371]	Snap ring, inner axle
YSPTW-033 [33303]	Side gear thrust washer
YSPTW-036 [33374]	Pinion gear thrust washer, standard open
YSPTW-066 [33525]	Stub shaft thrust washer
YSPTW-074 [33533]	Side gear spacer sleeve
YSPXP-034 [33402]	Cross pin shaft
YSPXPGM9.5 [33205]	Cross pin shaft, standard open & posi
YSPBLT-082 [33572]	Cover bolt

### Carrier Cases

Part #	Description
YC G40013506 [20097]	Standard case, loaded, '10 & down
YC G40058274 [20138]	Standard case, loaded, '11 & up
YC G14038087 [20082]	Standard Case, Bare '10 & down

### Seals

Part #	Description
YMS710102 [30146]	Inner stub axle seal, '97 & down
YMS710281 [30153]	Pinion seal
YMS710497 [30161]	Side seal, all years
YMSG1029 [30295]	Side seal, '11 & up

### Unit Bearings

Part #	Description
YB U580300 [18031]	RH wheel brg & hub, '95-'00 ton truck
YB U580301 [18032]	LH wheel bearing & hub, '95-'00 ton truck

### Yokes

Part #	Description
YY GM15588336 [41078]	Mechanics 3R U/Joint
YY STR-002 [41193]	1350 & 1410 U/Joint strap kit

## GM 9.5"

1979 - 2013, 3/4 & 1 Ton with c-clip rear & some HD 1/2 Ton

R/G Diameter: 9.5" R/G Bolts: (12) 12mm x 1.5 LH Cover Bolts: 14 Carrier Breaks: None Pinion Shaft Dia. / Spline: 1.875" / 30

### Ring & Pinion Gear Sets

Part #	Ratio
YG GM9.5-342 [24502]	3.42
YG GM9.5-373 [24166]	3.73
YG GM9.5-411 [24167]	4.11
YG GM9.5-456 [24168]	4.56
YG GM9.5-488 [24169]	4.88
YG GM9.5-513 [24170]	5.13
YG GM9.5-538 [24171]	5.38

### Spider Gear Sets

Part #	Description
YPKGGM9.5-P-33 [16057]	Positraction spider gear set, 33 spline
YPKGGM9.5-P-33-DG [16166]	Dura Grip Posi spider gear set, 33 spline, no clutches
YPKGGM9.5-PC-14 [16058]	Eaton positraction spider gear set, 14 Carbon clutches
YPKGGM9.5-PC-SHI [16059]	Eaton positraction shim set
YPKGGM9.5-S-33 [16060]	Standard spider gear set, 33 spline

### Overhaul & Install Kits

Part #	Description
YK GM9.5-A [14096]	Master Overhaul kit, '79-'97
YK GM9.5-B [14097]	Master Overhaul kit, '98 & up
BK GM9.5-A [11074]	Bearing installation kit, '79-'97
BK GM9.5-B [11075]	Bearing installation kit, '98 & up
PK GM9.5-A [13075]	Pinion installation kit, '79-'97

### Overhaul & Install Kits (Cont.)

Part #	Description
PK GM9.5-B [13076]	Pinion installation kit, '98 & up
MK GM9.5-A [12061]	Minimum installation kit, '79-'97
MK GM9.5-B [12062]	Minimum installation kit, '98 & up

### Axle Bearing & Seal Kits

Part #	Description
AK 1561GM [10003]	Axle bearing & seal kit, 2.985" O.D.

### Yokes

Part #	Description
YY GM12470384 [41070]	1350 U/Joint, triple lip design, '00 & up
YY GM19256396 [41205]	1410 U/Joint, '10 & up
YY GM15579602 [41077]	1350 U/Joint, '99 & down
YY GM26060975 [41150]	Yoke sleeve, for use with triple-lip pinion seal
YY STR-002 [41200]	U/Joint strap

### Shim Kits

Part #	Description
SK GM9.5 [55059]	Pinion depth shim kit
SK SSGM9.5 [55003]	Super carrier shim kit

### Small Parts

Part #	Description
YSPABS-034 [33565]	ABS tone ring, 55 tooth, '03 & up
YSPBLT-017 [33047]	Ring gear bolt
YSPBLT-063 [33342]	Cross pin bolt
YSPCC-008 [33081]	C/Clip
YSPBLT-082 [33572]	Cover bolt
YSPCS-016 [33099]	Crush sleeve
YSPPN-018 [33152]	Pinion nut
YSPPN-033 [33167]	Pinion nut washer
YSPTW-032 [33302]	Dura Grip, pinion gear thrust washer
YSPTW-033 [33303]	Standard side gear thrust washer
YSPTW-036 [33374]	Standard pinion gear thrust washer
YSPXP-034 [33402]	Standard & Gov-Loc, cross pin shaft
YSPXPGM9.5 [33205]	Dura Grip cross pin shaft

# GM 9.5" (Cont.)

1979 - 2013, 3/4 & 1 Ton with c-clip rear & some HD 1/2 Ton

R/G Diameter: 9.5" R/G Bolts: (12) 12mm x 1.5 LH Cover Bolts: 14 Carrier Breaks: None Pinion Shaft Dia. / Spline: 1.875" / 30

## Carrier Cases

Part #	Description
YC G40013506 [20097]	Standard loaded carrier case
YC G14038087 [20082]	Standard Case, Bare

## Covers & Cover Gaskets

Part #	Description
YCGGM9.5 [23023]	Cover gasket
YP C1-GM9.5 [32018]	Chrome cover
YP C5-GM9.5 [32333]	Steel Cover

## Seals

Part #	Description
YMS3747 [30042]	Axle seal
YMS3896 [30043]	Pinion seal, '79-'97
YMS710507 [30164]	Pinion seal, '98 & up
YMS99193 [30229]	Pinion yoke redi sleeve

## Traction Aids & Spools

Part #	Description
YDGGM9.5-33-1 [26025]	Dura Grip Posi

# GM 9.5" 12 Bolt

2014 - Present, 1/2 Ton

R/G Diameter: 9.50" R/G Bolts: 12 Cover Bolts: 12 Carrier Breaks: None Pinion Shaft Diameter/Spline: 1.875"/30

## Ring & Pinion Gear Sets

Part #	Ratio
YG GM9.5-308-12B [24696]	3.08
YG GM9.5-342-12B [24697]	3.42
YG GM9.5-373-12B [24653]	3.73
YG GM9.5-410-12B [24654]	4.11
YG GM9.5-456-12B [24655]	4.56
YG GM9.5-488-12B [24656]	4.88

## Covers & Cover Gaskets

Part #	Description
YP C5-GM9.5-12B [32365]	Cover
YCGGM9.5-B [23039]	Cover gasket

## Small Parts

Part #	Description
YSPCS-056 [33560]	Crush sleeve

## Traction Aids

Part #	Description
YDGGM9.5-33-1 [26025]	Dura Grip posi, 3.23 & down
YDGGM9.5-4-33-12B [26049]	Dura Grip posi, 3.42 & up

## Carrier Cases

Part #	Description
YC G40090727 [20141]	Standard case, loaded, 3.23 & down
YC G40090728 [20142]	Standard case, loaded, 3.42 & up

## Overhaul & Install Kits

Part #	Description
MK GM9.5-12B [12088]	Minimum installation kit
PK GM9.5-12B [13110]	Pinion installation kit
YK GM9.5-12B [14217]	Master Overhaul kit
AK C10 [10005]	Axle bearing and seal kit

## Seals

Part #	Description
YMSG1030 [30355]	Pinion seal

## Yokes

Part #	Description
YY GM22954188 [41216]	1415 U/Joint, strap style
YY GM23114034 [41217]	1355 U/Joint, strap style

# GM 9.76"

2014 - Present, 1/2 Ton

R/G Diameter: 9.76" R/G Bolts: (12) 12mm x 1.5 LH Cover Bolts: 14 Carrier Breaks: None Pinion Shaft Dia. / Spline: 1.875" / 30

## Ring & Pinion Gear Sets

Part #	Ratio
YG GM9.76-323 [24698]	3.23
YG GM9.76-342 [24699]	3.42
YG GM9.76-373 [24695]	3.73

## Overhaul & Install Kits

Part #	Description
YK GM9.76 [14220]	Master Overhaul Kit
YK GM9.76-CONV [14226]	Master Overhaul Kit
PK GM9.76 [13113]	Pinion installation kit
PK GM9.76-CONV [13116]	Pinion installation kit

## Small Parts

Part #	Description
YSPCS-057 [33561]	Crush sleeve
YSPCS-060 [33581]	Crush sleeve, for use with '13 & down gear

## Seals

Part #	Description
YMSG1030 [30355]	Pinion seal

## Carrier Cases

Part #	Description
YC G40090727 [20141]	Standard case, loaded, 3.23 & down
YC G40090728 [20142]	Standard case, loaded, 3.42 & up

## Yokes

Part #	Description
YY GM22954188 [41216]	1415 U/Joint, strap style
YY GM23114034 [41217]	1355 U/Joint, strap style

## Traction Aids

Part #	Description
YDGGM9.5-33-1 [26025]	Dura Grip posi, 3.23 & down
YDGGM9.5-4-33-12B [26049]	Dura Grip posi, 3.42 & up

GM



# GM 10.5" Truck 14 Bolt

1973 & Up GM 3/4 & 1 Ton, full float

R/G Diameter: 10.5" R/G Bolts: (12) 9/16" x 18 RH Cover Bolts: 14 Carrier Breaks: 4.10 / 4.56 Pinion Shaft Dia. / Spline: 1.75" / 30

## Ring & Pinion Gear Sets

Part #	Ratio
YG GM14T-321 [24465]	3.21
YG GM14T-342 [24466]	3.42
YG GM14T-373 [24134]	3.73
YG GM14T-411 [24135]	4.11
YG GM14T-456 [24136]	4.56
YG GM14T-456T [24137]	4.56, thick
YG GM14T-488T [24138]	4.88, thick
YG GM14T-513T [24139]	5.13, thick
YG GM14T-538T [24140]	5.38, thick

## Spider Gear Sets

Part #	Description
YPKGM14T-PC-14 [16112]	Eaton positraction clutch set, 14 Carbon clutches
YPKGM14T-PC-SHI [16113]	Eaton positraction shim set
YPKGM14T-P-30-DG [16167]	Dura Grip Posi spider gear set, 30 spline, no clutches
YPKGM14T-S-30 [16044]	Standard spider gear set, 30 spline

## Small Parts

Part #	Description
YB PB-004 [18041]	Pilot brg, 2.050" O.D., all years excl. '84-'85
YSPBLT-020 [33050]	Ring gear bolt, 4.56 & up
YSPBLT-021 [33051]	Ring gear bolt, 4.10 & down
YSPBLT-074 [33351]	U/Joint strap bolt
YSPCS-017 [33100]	Crush sleeve, '89 & up
YSPCS-025 [33108]	Crush sleeve, '88 & down
YSPPN-014 [33148]	Pinion nut
YSPSP-037 [33510]	Spindle nut, 1.935" I.D., 6 holes
YSPSP-038 [33511]	Spindle nut washer, 2.160" I.D., 1 tab
YSPSR-014 [33370]	Snap ring
YSPTW-045 [33383]	Side gear thrust washer
YSPTW-046 [33384]	Pinion gear thrust washer
YSPXP-037 [33405]	Cross pin shaft
YSPBLT-082 [33572]	Cover bolt
YSPBLT-085 [33583]	Axle bolt
YSPBLT-086 [33587]	Axle bolt
YSPBLT-087 [33582]	Pinion support bolt
YSPSP-041 [33584]	Spindle nut locking key
YSPSR-021 [33585]	Spindle nut retainer

## Traction Aids & Spools

Part #	Description
YDGGM14T-3-30-1 [26030]	Dura Grip Positraction, 4.10 & down
YGLGM14T-30 [28015]	Grizzly Locker, installs into standard case
YP FSGM14T-3-30 [32048]	Steel spool, 4.10 & down
YP MINGM14T-30 [32301]	Mini-spool

## Overhaul & Install Kits

Part #	Description
YK GM14T-A [14070]	Master Overhaul kit, '88 & down
YK GM14T-B [14071]	Master Overhaul kit, '89-'98
YK GM14T-C [14072]	Master Overhaul kit, '99 & up
BK GM14T-A [11056]	Bearing installation kit, '88 & down
BK GM14T-B [11057]	Bearing installation kit, '89-'98
BK GM14T-C [11103]	Bearing installation kit, '99 & up
PK GM14T-A [13058]	Pinion installation kit, '88 & down
PK GM14T-B [13059]	Pinion installation kit, '89-'98
PK GM14T-C [13106]	Pinion installation kit, '99 & up
MK GM14T-A [12045]	Minimum installation kit, '88 & down
MK GM14T-B [12046]	Minimum installation kit, '89-'98

## Axle Bearing & Seal Kits

Part #	Description
AK GM14T [10036]	Axle bearing & seal kit 1410 U/Joint strap
AK GM11.5-B [10065]	Axle Bearing & Seal kit, '11 & up

## Shim Kits

Part #	Description
SK GM14T [55058]	Pinion depth shim kit
SK CSGM14T [55067]	Crush sleeve eliminator kit

## Carrier Cases

Part #	Description
YC G6258336 [20100]	Standard case, 4.10 & down

## Covers & Cover Gaskets

Part #	Description
YCGGM14T [23016]	Cover gasket
YHCC-GM14T-M [29106]	Hardcore Differential Cover, w/ M8 bolts
YHCC-GM14T-S [29105]	Hardcore Differential Cover, w/ 3/8" bolts
YP C1-GM14T [32013]	Chrome cover
YP C2-GM14T [32028]	Polished aluminium cover
YP C5-GM14T [32345]	Steel cover

## Yokes

Part #	Description
YY GM14T-1350-30S [41179]	1350 u/joint, strap style, fits all yrs
YY GM14T-1410-30S [41180]	1410 u/joint, strap style, fits all yrs
YY GM14T-1485-30S [41204]	1485 U/Joint, Strap style, '10 & up Express vans
YY GM26060977 [41209]	Yoke sleeve, for use with triple-lip pinion seal
YY STR-007 [41200]	1410 U/Joint strap
YY F100609 [21419]	Round companion flange, 37 spline, w/ balancer

## Seals

Part #	Description
YMS2081 [30018]	Axle seal
YMS2286 [30023]	Pinion seal, '98 & down, 2.201" I.D.
YMS710508 [30165]	Pinion seal, '99 & up, 2.324" I.D.
YMSG1031 [30357]	Wheel seal, '11 & up
YMSG1032 [30364]	Axle flange gasket, '10 & down



**Yukon Grizzly Locker®**



# GM 11.5"

2000 & Up Extra HD 3/4 & 1 Ton

R/G Diameter: 11.5" R/G Bolts: 12 Cover Bolts: 14 Carrier Breaks: None Pinion Shaft Dia. / Spline: 2.000" / 30

## Ring & Pinion Gear Sets

Part #	Ratio
YG GM11.5-342 [24440]	3.42
YG GM11.5-373 [24441]	3.73
YG GM11.5-411 [24442]	4.11
YG GM11.5-444 [24064]	4.44
YG GM11.5-456 [24443]	4.56
YG GM11.5-488 [24445]	4.88
YG GM11.5-513 [24446]	5.13
YG GM11.5-538 [24447]	5.38

## Spider Gear Sets

Part #	Description
YPKG11.5-S-30 [16109]	Standard spider gear set, 30 spline

## Overhaul & Install Kits

Part #	Description
YK GM11.5 [14066]	Master Overhaul kit, mid '11 & down
YK GM11.5-B [14206]	Master Overhaul kit, mid '11 & up
BK GM11.5 [11102]	Bearing installation kit, mid '11 & down
BK GM11.5-B [11113]	Bearing installation kit, mid-'11 & up
PK AAM11.5-CONV [13114]	Pinion installation kit, '14 & up housing w/ '13 & down R&P
PK GM11.5 [13055]	Pinion installation kit, mid '11 & down
PK GM11.5-B [13103]	Pinion installation kit, mid-'11 & up
MK GM11.5 [12042]	Minimum installation kit, all years

## Axle Bearing & Seal Kits

Part #	Description
AK GM11.5 [10056]	Axle Bearing & Seal kit
AK GM11.5-B [10065]	Axle Bearing & Seal kit, '11 & up

## Yokes

Part #	Description
YSPBLT-074 [33351]	U/Joint strap bolt
YY GM12471500 [41072]	1410 U/Joint
YY GM40007479 [41087]	1480 U/Joint
YY UB-005 [41191]	1480 U/Joint U-Bolt kit
YY STR-007 [41200]	1410 U/Joint strap

## Carrier Cases

Part #	Description
YC G40000278 [20094]	Standard loaded carrier

## Shim Kits

Part #	Description
SK 20112 [55006]	Pinion depth shim kit
SK 30276 [55011]	Carrier shim kit

## Small Parts

Part #	Description
YSPBLT-057 [33034]	Ring gear bolt
YSPCS-015 [33098]	Crush sleeve
YSPPN-017 [33151]	Pinion nut
YSPSA-007 [33262]	Side adjuster
YSPTW-049 [33387]	Side gear thrust washer
YSPTW-050 [33388]	Pinion gear thrust washer
YSPXP-040 [33408]	Cross pin bolt lock ring
YSPXP-041 [33409]	Cross pin shaft
YSPFP-05 [33567]	Magnetic fill plug
YSPBLT-082 [33572]	Cover bolt
YSPBLT-085 [33583]	Axle bolt
YSPSP-041 [33584]	Spindle nut locking key
YSPSR-021 [33585]	Spindle nut retainer

## Traction Aids & Spools

Part #	Description
YDGGM11.5-30 [26033]	Dura Grip positraction, 30 spline
YDGGM11.5-30-1 [26033]	Dura Grip positraction, 30 spline
YGLGM11.5-30 [28013]	Grizzly Locker, 30 spline
YGLGM11.5-38 [28014]	Grizzly Locker, 38 spline
YP FSGM11.5-30 [32185]	Steel spool, 30 spline
YP FSGM11.5-38 [32186]	Steel spool, 38 spline
YP PC11.5-HELIC [32244]	Helical gear positraction, 30 spline

## Covers & Cover Gaskets

Part #	Description
YCGGM11.5 [23013]	Cover gasket
YP C5-GM11.5 [32330]	Steel Cover, w/o fill plug
YP C5-C11.5 [32346]	Finned aluminum cover

## Seals

Part #	Description
YMS2081 [30018]	Axle seal
YMSG1015 [30281]	Pinion seal
YMSG1031 [30357]	Wheel seal, '11 & up
YMSG1032 [30364]	Axle flange gasket, '10 & down

# GM H072

1962-1972 Chevy & GMC 3/4 & 1 Ton

R/G Diameter: 10" R/G Bolts: (12) 9/16" x 18 RH Cover Bolts: Dropout Carrier Breaks: None Pinion Shaft Dia. / Spline: 1.969" / 17

## Overhaul & Install Kits

Part #	Description
YK GMH072-A [14098]	Master Overhaul kit, ball pinion bearing, w/o load bolt
YK GMH072-B [14099]	Master Overhaul kit, tapered pinion brg, w/load bolt
BK GMH072-A [11076]	Brg installation kit, ball pinion bearing, w/o load bolt
BK GMH072-B [11077]	Brg installation kit, tapered pinion brg, w/load bolt

## Shim Kits

Part #	Description
SK 20100 [55005]	Pinion depth shim kit, for use w/Yukon ring & pinions only
SK 20975 [55007]	Pinion depth shim kit

## Seals

Part #	Description
YMS411330N [30053]	Pinion seal
YMS5M89 [30129]	Pinion felt

GM



# Toyota 7.5 Reverse Rotation

1995 & Up Tacoma, T100 IFS, Tacoma, 4Runner & Sequoia

R/G Diameter: 7.5" R/G Bolts: (10) 11mm x 1.0 RH Cover Bolts: Dropout Carrier Breaks: None Pinion Shaft Dia. / Spline: 1.378" / 23

## Ring & Pinion Gear Sets

Part #	Ratio
YG T7.5R-456R [24189]	4.56, reverse
YG T7.5R-488R [24190]	4.88, reverse
YG T7.5R-529R [24191]	5.29, reverse

## Overhaul & Install Kits

Part #	Description
YK T7.5-REV [14115]	Master Overhaul kit, w/o carrier shims
YK T7.5-REV-FULL [14175]	Master Overhaul kit, w/carrier shims

## Small Parts

Part #	Description
YB AX-015 [18061]	IFS inner stub shaft bearing
YSPBF-026 [33025]	Outer slinger
YSPBLT-031 [33060]	Ring gear bolt
YSPBLT-032 [33061]	Ring gear bolt retainer plate
YSPCS-032 [33115]	Crush sleeve
YSPPN-021 [33155]	Pinion nut

## Carrier Cases

Part #	Description
YC T350600 [20112]	Standard carrier case, V6

## Seals

Part #	Description
YMS1177 [30005]	Pinion seal
YMS710092 [30144]	Inner wheel seal
YMST1013 [30337]	Stub axle seal, RH
YMST1014 [30338]	Stub axle seal, LH

## Yokes

Part #	Description
YY T35050 [41106]	Pinion yoke



# Toyota 7.5 Standard Rotation

1979-2006 1/2 ton 2WD Rear, 1986-1998 1/2 Ton 4WD IFS

R/G Diameter: 7.5" R/G Bolts: (10) 11mm x 1.0 RH Cover Bolts: Dropout Carrier Breaks: None Pinion Shaft Dia. / Spline: 1.378" / 23

## Ring & Pinion Gear Sets

Part #	Ratio
YG T7.5-456 [24186]	4.56
YG T7.5-488 [24187]	4.88
YG T7.5-529 [24188]	5.29
YG T7.5-571 [24541]	5.71

## Overhaul & Install Kits

Part #	Description
YK T7.5-4CYL [14114]	Master Overhaul kit, 4 cyl., w/o carrier shims
YK T7.5-4CYL-FULL [14174]	Master Overhaul kit, 4 cyl., w/carrier shims
YK T7.5-V6 [14116]	Master Overhaul kit, V6, w/o carrier shims
YK T7.5-V6-FULL [14176]	Mstr Ovrhl kit, V6, w/carrier shims
BK T7.5-4CYL [11086]	Bearing installation kit, 4 cylinder
BK T7.5-V6 [11087]	Bearing installation kit, V6
PK T7.5-4CYL [13086]	Pinion installation kit, 4 cylinder
PK T7.5-V6 [13087]	Pinion installation kit, V6
MK T7.5-4CYL [12070]	Minimum installation kit, 4 cylinder
MK T7.5-V6 [12071]	Minimum installation kit, V6

## Yokes

Part #	Description
YY T35050 [41106]	Yoke, '85 & up, 23 spline
YY T37315 [41108]	Flange from driveshaft to yoke

## Shim Kits

Part #	Description
SK CCT7.5-SIDE [55038]	Carrier shim kit
SK T8 [55064]	Pinion depth shim kit

## Small Parts

Part #	Description
YB AX-015 [18061]	IFS inner stub shaft bearing
YSPBF-026 [33025]	Baffle
YSPBLT-031 [33060]	Ring gear bolt
YSPBLT-032 [33061]	Ring gear bolt retainer plate
YSPCS-032 [33115]	Crush sleeve
YSPPN-021 [33155]	Pinion nut
YSPSR-017 [33373]	Rear axle bearing snap ring

## Axle Bearing & Seal Kits

Part #	Description
AK TOY [10044]	Axle bearing & seal kit, 7.5" rear

## Carrier Cases

Part #	Description
YC T350600 [20112]	Standard carrier case, V6

## Seals

Part #	Description
YMS1177 [30005]	Pinion seal
YMS1956 [30012]	Rear axle seal, outer
YMS1960 [30014]	Rear axle seal, inner
YMS710092 [30144]	Front inner wheel seal
YMS710266 [30152]	'93-'98 T100 Front outer axle seal
YMS99147 [30220]	Pinion yoke redi sleeve
YMS11003 [30327]	Axle seal, IFS Front

# Toyota V6

1987-1995 Toyota Hilux 2WD & 4WD Pickup w/V6 engine, turbo 4 cyl, 1977-1995 1/2 Ton 2WD Hilux Pickup

R/G Diameter: 8.125" R/G Bolts: (10) 11mm x 1.0 RH Cover Bolts: Dropout Carrier Breaks: None Pinion Shaft Dia. / Spline: 1.378" / 29

## Ring & Pinion Gear Sets

Part #	Ratio
YG TV6-373-29 [24588]	3.73, 29 spline pinion
YG TV6-411-29 [24619]	4.11, 29 spline pinion
YG TV6-411K [24649]	4.11, 29 spline pinion w/yoke
YG TV6-430-29 [24589]	4.30, 29 spline pinion
YG TV6-430K [24717]	4.30, 29 spline pinion w/yoke
YG TV6-456-29 [24592]	4.56, 29 spline pinion
YG TV6-456K [24650]	4.56, 29 spline pinion w/yoke
YG TV6-488K [24651]	4.88, 29 spline pinion w/yoke
YG TV6-488-29 [24596]	4.88, 29 spline pinion
YG TV6-529-29 [24593]	5.29, 29 spline pinion
YG TV6-529K [24652]	5.29, 29 spline pinion w/yoke
YG TV6-571-29 [24612]	5.71, 29 spline pinion

## Overhaul & Install Kits

Part #	Description
YK TV6 [14124]	Master Overhaul kit
YK TV6-B [14212]	Master Overhaul kit, 29 spline pinion
YK TV6-SPC [14210]	Master Overhaul kit with solid spacer
YK TV6-B-SPC [14234]	Master Overhaul kit
BK TV6 [11092]	Bearing installation kit
PK TV6 [13092]	Pinion installation kit
PK TV6-B [13111]	Pinion installation kit
MK TV6 [12076]	Minimum installation kit
MK TV6-B [12087]	Minimum installation kit

## Axle Bearing & Seal Kits

Part #	Description
AK TOY [10044]	Axle Bearing & Seal kit
AK TOY-B [10059]	Axle Bearing & Seal kit

## Seals

Part #	Description
YMS1177 [30005]	Pinion seal, standard & reverse rotation
YMS1956 [30012]	Axle seal, rear outer
YMS1960 [30014]	Axle seal, rear inner
YMS99147 [30220]	Pinion yoke redi sleeve
YMS11012 [30336]	Pinion seal, w/factory locker

## Shim Kits

Part #	Description
SK T8 [55064]	Pinion depth shim kit
SK TLC [55065]	Preload shim kit for use with solid spacer
SK CSTV6 [55053]	Crush sleeve eliminator kit
SK 30291 [55012]	Pinion depth shim kit

## Yokes

Part #	Description
YY T35040 [41105]	Yoke, 27 spline
YY T35040-29 [41206]	Yoke, 29 spline
YY T35040-29-KIT [41212]	Yoke, 29 spline w/ pinion seal & nut

## Small Parts

Part #	Description
YSPABS-024 [33341]	ABS tone ring
YSPBF-026 [33025]	Outer oil slinger
YSPBLT-031 [33060]	Ring gear bolt
YSPBLT-032 [33061]	Ring gear bolt retainer plate
YSPCS-035 [33118]	Crush sleeve
YSPFP-04 [33464]	Freeze plug
YSPPN-022 [33156]	Pinion nut
YSPPN-034 [33168]	Pinion nut washer
YSPSA-018 [33364]	Side adjuster lock
YSPSA-019 [33365]	Side adjuster
YSPSA-020 [33366]	Side adjuster lock
YSPSR-017 [33373]	Snap ring
YSPTW-053 [33391]	Side gear thrust washer
YSPTW-055 [33393]	Pinion gear thrust washer
YSPXP-048 [33416]	Cross pin shaft

## Dropout Gasket

Part #	Description
YCGT8 [23028]	Dropout gasket

## Traction Aids & Spools

Part #	Description
YGLTV6-30 [28020]	Grizzly Locker, 30 spline
YDGTV6-30-1 [26051]	Dura Grip Positraction
YP FSTV6-30 [32051]	Steel spool, 30 spline
YZLTV6-30 [34034]	Zip Locker, 30 spline

## Carrier Cases

Part #	Description
YC T35020 [20110]	Standard carrier case

## Performance Dropouts

Part #	Description
YP DOTV6 [32095]	Dropout, ABS & non-ABS

## Spider Gear Sets

Part #	Description
YPKTV6-S-30 [16063]	Open spider gear kit, 30 spline

TOYOTA

# Toyota 8" Clamshell Front

FJ Cruiser Front

R/G Diameter: 8" R/G Bolts: (10) 11mm" x 1.0 RH Cover Bolts: N/A Carrier Breaks: 3.73 / 3.91 Pinion Shaft Dia. / Spline: 1.378" / 29

## Ring & Pinion Gear Sets

Part #	Ratio
YG TLCF-373R-CS [24677]	3.73
YG TLCF-391R-CS [24678]	3.91
YG TLCF-411R-CS [24679]	4.11
YG TLCF-430R-CS [24659]	4.30
YG TLCF-456R-CS-T [24635]	4.56, thick
YG TLCF-456R-CS [24681]	4.56
YG TLCF-488R-CS [24554]	4.88
YG TLCF-488R-CS-T [24565]	4.88, thick
YG TLCF-529R-CS [24682]	5.29

## Carrier Cases

Part #	Description
YC TLCF-CS-4 [20135]	Standard case, bare, 3.91 & up

## Overhaul & Install Kits

Part #	Description
YK TLC-REV-B [14130]	Master Overhaul kit
BK TLC-REV-B [11108]	Bearing installation kit
PK TLC-REV-B [13102]	Pinion installation kit
MK TLC-REV-B [12086]	Minimum installation kit

## Seals

Part #	Description
YMST1012 [30336]	Pinion seal

## Shim Kits

Part #	Description
SK T8 [55064]	Pinion depth shim kit
SK CST8S-CS [55081]	Crush sleeve eliminator

## Small Parts

Part #	Description
YSPBF-008 [33007]	Baffle
YSPBF-027 [33026]	Slinger
YSPBF-040 [33548]	Pinion flange dust shield
YSPBLT-030 [33059]	Ring gear bolt
YSPCS-038 [33121]	Crush sleeve
YSPPN-024 [33158]	Pinion nut
YB AX-017 [18194]	Stub axle needle bearing

## Yokes

Part #	Description
YY T35110 [41176]	Pinion yoke

## Spider Gear Sets

Part #	Description
YPKTLC-REV-30 [16138]	Standard spider gear kit, 30 spline

# Toyota 8" 4 Cylinder

1979-1995 Rear, 1979-1985 4WD Front, 1985-1995 2WD Turbo Rear

R/G Diameter: 8.0" R/G Bolts: (10) 11mm x 1.0 RH Cover Bolts: Dropout Carrier Breaks: None Pinion Shaft Dia. / Spline: 1.378" / 27

## Ring & Pinion Gear Sets

Part #	Ratio
YG T8-390-29 [24707]	3.90, 29 spline pinion
YG T8-390K [24715]	3.90, 29 spline w/yoke
YG T8-411K [24644]	4.11, 29 spline pinion w/yoke
YG T8-411-29 [24621]	4.11, 29 spline pinion
YG T8-456K [24645]	4.56, 29 spline pinion w/yoke
YG T8-456-29 [24622]	4.56, 29 spline pinion
YG T8-488K [24646]	4.88, 29 spline pinion w/yoke
YG T8-488-29 [24623]	4.88, 29 spline pinion
YG T8-529 [24195]	5.29, 27 spline pinion
YG T8-529-29 [24624]	5.29, 29 spline pinion
YG T8-529K [24647]	5.29, 29 spline pinion w/yoke
YG T8-571K [24648]	5.71, 29 spline pinion w/yoke
YG T8-571-29 [24625]	5.71, 29 spline pinion

## Spider Gear Sets

Part #	Description
YPKT8-S-30 [16062]	Standard spider gear set, 30 spline

## Carrier Cases

Part #	Description
YC T40020 [20113]	Standard carrier case

## Seals

Part #	Description
YMS1177 [30005]	Pinion seal
YMS1956 [30012]	Axle seal, rear outer
YMS1960 [30014]	Axle seal, rear inner
YMS226285 [30022]	Front wheel brg seal
YMS710076 [30142]	Front wheel seal
YMST1021 [30343]	Extra HD axle seal
YMS710092 [30144]	Inner wheel seal, '75-'85
YMS99147 [30220]	Pinion yoke redi sleeve
YMST1001 [30325]	Axle seal, Front inner
YMST1021 [30343]	Axle seal, extra-HD

## Axle Bearing & Seal Kits

Part #	Description
AK TOY [10044]	Axle bearing & seal kit, rear
AK TOY-FRONT-A [10045]	Axle bearing & seal kit, Front

## Axle Bearing & Seal Kit

Toyota full-floating Front or rear wheel bearings



Continued on next page

# Toyota 8" 4 Cylinder (Cont.)

1979-1995 Rear, 1979-1985 4WD Front, 1985-1995 2WD Turbo Rear

R/G Diameter: 8.0" R/G Bolts: (10) 11mm x 1.0 RH Cover Bolts: Dropout Carrier Breaks: None Pinion Shaft Dia. / Spline: 1.378" / 27

## Dropout Gasket

Part #	Description
YCGT8 [23028]	Dropout gasket

## Overhaul & Install Kits

Part #	Description
YK T8-A [14117]	Master Overhaul kit, '85 & down or w/aftermarket ring & pinion
YK T8-A-SPC [14209]	Mstr Ovrhl kit, '85 & down or w/aftermarket ring & pinion with solid spacer
YK T8-B [14118]	Mstr Ovrhl kit, '86 & newer w/OEM ring & pinion
YK T8-C [14177]	Mstr Ovrhl kit, '85 & newer w/OEM ring & pinion
YK T8-D [14178]	Mstr Ovrhl kit, '85 & down w/OEM ring & pinion with air operated lockers
BK T8-A [11088]	Bearing installation kit, '85 & down or w/aftermarket ring & pinion
BK T8-B [11089]	Bearing installation kit, '86 & newer w/OEM ring & pinion
BK T8-C [11117]	Brg installation kit, '85 & down or w/OEM ring & pinion For use with air operated lockers
BK T8-D [11118]	Brg installation kit, '86 & up w/OEM ring & pinion For use with air operated lockers
PK T8-A [13088]	Pinion installation kit, '85 & down or w/aftermarket ring & pinion
PK T8-B [13089]	Pinion installation kit, '86 & newer w/OEM ring & pinion
MK T8-A [12072]	Minimum installation kit, '85 & down or w/aftermarket ring & pinion
MK T8-B [12073]	Minimum installation kit, '86 & newer w/OEM ring & pinion

## Yokes

Part #	Description
YY T26011 [41102]	small hole design, '82 & down
YY T35040 [41105]	large & small hole design, '83 & up
YY T35040-29 [41206]	29 spline pinion
YY T35040-29-KIT [41212]	29 spline pinion w/pinion seal & nut

## Performance Dropouts

Part #	Description
YP DOT8 [32096]	Dropout case

## Small Parts

Part #	Description
YSPABS-024 [33341]	ABS tone ring
YSPPN-024 [33158]	Pinion nut
YSPBF-026 [33025]	Outer slinger
YSPBF-027 [33026]	Oil slinger
YSPBF-029 [33028]	Inner slinger
YSPBF-030 [33029]	Pinion flange dust shield
YSPBLT-031 [33060]	Ring gear bolt
YSPBLT-032 [33061]	Ring gear bolt retainer plate
YSPCS-018 [33101]	Crush sleeve
YSPPN-022 [33156]	Pinion nut
YSPPN-034 [33168]	Pinion nut washer
YSPSA-020 [33366]	Side adjuster lock bolt
YSPSA-017 [33363]	Side adjuster lock
YSPSP-040 [33513]	Spindle nut & washer kit
YSPSR-017 [33373]	Snap ring
YSPTW-054 [33392]	Pinion gear thrust washer
YSPTW-057 [33395]	Side gear thrust washer
YSPXP-044 [33412]	Roll pin for cross pin shaft
YSPXP-045 [33413]	Cross pin shaft
YMST1012 [30336]	Pinion Seal

## Traction Aids & Spools

Part #	Description
YGLT8-30 [28019]	Grizzly Locker, 30 spline
YP FST8-30 [32050]	Steel spool, 30 spline
YZLT8-30 [34033]	Zip Locker, 30 spline

## Shim Kits

Part #	Description
SK CST8 [55052]	Crush sleeve eliminator kit
SK T8 [55064]	Pinion depth shim kit
SK TLC [55065]	Preload shim kit for use with solid spacer

## Knuckle Rebuild Kits

Part #	Description
YP KNCLKIT-TOY [32054]	Knuckle rebuild kit

# Toyota 8.2" 12 Bolt

2010-Present Toyota Rear

R/G Diameter: 8" R/G Bolts: (10) 11mm x 1.0 RH Cover Bolts: N/A Carrier Breaks: 3.73 / 3.91 Pinion Shaft Dia. / Spline: 1.378" / 29

## Ring & Pinion Gear Sets

Part #	Ratio
YG T8.2-456 [24636]	4.56
YG T8.2-488 [24637]	4.88

## Small Parts

Part #	Description
YSPCS-059 [33573]	Crush sleeve
YSPBLT-084 [33580]	Ring gear bolt

## Seals

Part #	Description
YMST1022 [30359]	Pinion seal

## Overhaul & Install Kits

Part #	Description
YK T8.2 [14224]	Master Overhaul kit, w/o factory locker
YK T8.2-LOC [14225]	Master Overhaul kit, w/factory locker
BK T8.2 [11128]	Bearing install kit, w/o factory locker
BK T8.2-LOC [11129]	Bearing install kit, w/factory locker
MK T8.2 [12091]	Minimum installation kit

TOYOTA

# Toyota 8.75"

2016-Present Tacoma

R/G Diameter: 8.75" (222.25mm) R/G Bolts: (12) Cover Bolts: (12) M12- 1.0 RH Carrier Breaks: N/A Pinion Shaft Dia. / Spline: 34 Spline

## Ring & Pinion Gear Sets

Part #	Ratio
YG T8.75-488 [24700]	4.88

## Overhaul & Install Kits

Part #	Ratio
YK T8.75[14229]	Master Overhaul kit

# Toyota T100 & Tacoma

Sequoia, Highlander, w/o factory locking differential

R/G Diameter: 8.4" (213.36mm) R/G Bolts: (12) 12mm x 1.0 RH Cover Bolts: Dropout Carrier Breaks: None Pinion Shaft Dia. / Spline: 1.575" / 27 or 30

## Ring & Pinion Gear Sets

Part #	Ratio
YG T100-373 [24667]	3.73
YG T100-390 [24668]	3.90
YG T100-411 [24536]	4.11
YG T100-430 [24669]	4.30
YG T100-456[24537]	4.56
YG T100-488[24538]	4.88
YG T100-529[24539]	5.29

## Carrier Cases

Part #	Description
YC T35026 [20111]	Standard carrier case, 3.73 & down

## Spider Gear Sets

Part #	Description
YPKT100-P-30 [16131]	Eaton positraction spider gear set
YPKT100-PC-14 [16132]	Eaton positraction clutch set
YPKT100-S-30 [16133]	Standard open spider gear set

## Overhaul & Install Kits

Part #	Description
YK T100 [14113]	Master Overhaul kit, w/o factory locker
YK T100-SPC [14233]	Master Overhaul kit,
BK T100 [11085]	Bearing installation kit, w/o factory locker
PK T100 [13085]	Pinion installation kit, w/o factory locker
MK T100 [12069]	Minimum installation kit, w/o factory locker

## Spider Gear Sets

Part #	Description
YPKTLCS-30 [16134]	Standard spider gear set, 30 spline

## Yokes

Part #	Description
YY T34010 [41103]	Yoke, '04 & down, w/o factory locker
YY T34030 [41113]	Yoke, '05 & up, w/o factory locker
YY T35080 [41107]	Yoke, w/factory locker

## Traction Aids & Spools

Part #	Description
YDGT100-30-1 [26050]	Dura Grip Positraction

## Shim Kits

Part #	Description
SK 30291 [55012]	Pinion depth shim kit
SK T100-CS [55075]	Preload shim/spacer
SK CST100 [55080]	Crush sleeve eliminator

## Seals

Part #	Description
YMS710574 [30354]	Wheel seal, '00-'04 Tacoma, '00-'06 Tundra, & '01-'02 4Runner
YMS1177 [30005]	Pinion seal, w/factory locker
YMST1007 [30331]	Pinion seal, w/o factory locker
YMS1956 [30012]	Outer axle seal
YMS1960 [30014]	Inner axle seal
YMST1011 [30335]	Inner axle seal, '03 & up

## Axle Bearing & Seal Kits

Part #	Description
AK TOY [10044]	Axle bearing & seal kit, non-ABS
AK TOY-B [10059]	Axle bearing & seal kit, ABS



TOYOTA

# Toyota Land Cruiser Standard Rotation

1969-2002 TLC Rear, 1969-1990 TLC Front

R/G Diameter: 9.5" R/G Bolts: (12) Cover Bolts: 10 Carrier Breaks: None Pinion Shaft Dia. / Spline: 1.575" / 10 or 27

## Ring & Pinion Gear Sets

Part #	Ratio
YG TLC-370 [24548]	3.70
YG TLC-411 [24549]	4.11
YG TLC-456 [24550]	4.56
YG TLC-488 [24551]	4.88
YG TLC-529 [24552]	5.29

## Small Parts

Part #	Description
YSPABS-024 [33341]	ABS tone ring
YSPBF-008 [33007]	Front pinion baffle
YSPBLT-030 [33059]	Ring gear bolt
YSPCS-037 [33120]	Crush sleeve
YSPPN-023 [33157]	Pinion nut w/factory locker
YSPPN-026 [33160]	Pinion nut
YSPTW-058 [33396]	Pinion gear thrust washer
YSPTW-061 [33399]	Side gear thrust washer
YSPXP-049 [33417]	Cross pin shaft
YSPXP-052 [33420]	Roll pin for cross pin shaft

## Overhaul & Install Kits

Part #	Description
YK TLC-A [14121]	Master Overhaul kit, '90 & down
YK TLC-B [14122]	Master Overhaul kit, '91 & up
BK TLC-A [11090]	Bearing installation kit, '90 & down
BK TLC-B [11091]	Bearing installation kit, '91 & up
PK TLC [13091]	Pinion installation kit
MK TLC [12074]	Minimum installation kit
MK TLC-RGBOLT [12075]	Ring Gear bolt & nut kit

## Traction Aids & Spools

Part #	Description
YGLTLC-30 [28032]	Grizzly Locker, 30 spline
YZLTLC-30 [34042]	Zip Locker, 30 spline

## Knuckle Rebuild Kits

Part #	Description
YP KNCLKIT-TOY [32054]	Knuckle rebuild kit

## Shim Kits

Part #	Description
SK 30291 [55012]	Pinion depth shim kit
SK TLC [55065]	Preload shim kit

## Yokes

Part #	Description
YY T26011 [41102]	Yoke, small hole design, fine spline
YY T35021 [41104]	Yoke, coarse spline
YY T35040 [41105]	Yoke, large & small hole design, fine spline
YY T60010 [41110]	Yoke, '78-'84, fine spline
YY T60030 [41111]	Yoke, '85-'98, fine spline

## Small Parts

Part #	Description
YSPBF-026 [33025]	Outer oil slinger
YSPBF-029 [33028]	Outer oil slinger
YSPBLT-033 [33062]	Ring gear bolt nut
YSPBLT-045 [33200]	Ring gear bolt & nut
YSPBLT-067 [33346]	Cross pin bolt
YSPBLT-076 [33460]	Ring gear bolt washer, OEM style
YSPCS-031 [33114]	Crush sleeve, standard rotation
YSPPN-022 [33156]	Pin nut, stan & reverse rotation, fine spl pinion
YSPPN-024 [33158]	Pinion nut, stan rotation, coarse spl pinion
YSPTW-056 [33394]	Pinion gear thrust washer
YSPTW-062 [33400]	Side gear thrust washer
YSPXP-051 [33419]	Cross pin shaft

## Seals

Part #	Description
YMS1177 [30005]	Pinion seal, standard & reverse rotation
YMS1959 [30013]	Axle seal, rear
YMST1002 [30326]	Axle seal, Front inner

# Toyota Land Cruiser Reverse Rotation

1991-1997 TLC Front

R/G Diameter: 8" R/G Bolts: 10 (11mm) Cover Bolts: Dropout Carrier Breaks: None Pinion Shaft Dia. / Spline: 1.378" / 27 or 29

## Ring & Pinion Gear Sets

Part #	Ratio
YG TLCF-411R-29 [24648]	4.11, 29 spline pinion
YG TLCF-430R-29 [24659]	4.30, 29 spline pinion
YG TLCF-456R-29 [24597]	4.56, 29 spline pinion
YG TLCF-488R-29 [24660]	4.88, 29 spline pinion
YG TLCF-529R-29 [24661]	5.29, 29 spline pinion

## Small Parts

Part #	Description
YSPBF-008 [33007]	Baffle, '91-'97 reverse rotation Front
YSPBF-029 [33028]	Outer slinger
YSPBLT-031 [33060]	Ring gear bolt, '91-'97 reverse rotation Front
YSPBLT-032 [33061]	Ring gear bolt retaining plate
YSPCS-035 [33118]	Crush sleeve, '91-'97 reverse rotation Front
YSPPN-022 [33156]	Pinion nut, fine spline pinion
YSPSA-019 [33365]	Side adjuster

## Traction Aids & Spools

Part #	Description
YGLTV6-30 [28020]	Grizzly Locker, 30 spline
YP FSTV6-30 [32051]	Steel spool, 30 spline
YZLTV6-30 [34034]	Zip Locker, 30 spline

## Performance Dropouts

Part #	Description
YP DOTLC-REV [32298]	High performance dropout

## Seals

Part #	Description
YMS1177 [30005]	Pinion seal, standard & reverse rotation
YMST1002 [30326]	Axle seal, Front inner
YMST1012 [30336]	Pinion seal w/factory

## Shim Kits

Part #	Description
SK T8 [55064]	Pinion depth shim kit, '91-'97 reverse rotation Front
SK CSTV6 [55053]	Crush sleeve eliminator kit

## Small Parts

Part #	Description
YMST1012 [30336]	Pinion Seal
YSPBF-008 [33007]	Baffle, '91-'97 reverse rotation Front
YSPBF-029 [33028]	Outer slinger
YSPBLT-031 [33060]	Ring gear bolt, '91-'97 reverse rotation Front
YSPBLT-032 [33061]	Ring gear bolt retaining plate
YSPBF-027 [33026]	29 spline rear pinion
YSPPN-024 [33158]	Pinion nut, stan rotation, coarse spl pinion

## Yokes

Part #	Description
YY T35040-29 [41206]	29 spline pinion
YY T35040-29-KIT [41212]	29 spline pinion w/pinion seal & nut

TOYOTA



# Toyota 9" IFS Clamshell Front

'07 & Up Tundra & '08 & up Sequoia

R/G Diameter: 8.70" (221mm) R/G Bolts: 10 Cover Bolts: Dropout Carrier Breaks: None Pinion Shaft Dia. / Spline: 1.575" / 34

## Ring & Pinion Gear Sets

Part #	Ratio
YG T9R-488R [24632]	4.88

## Bearing & Install Kits

Part #	Description
YK TOYF-01 [14200]	Master Overhaul kit

## Yokes

Part #	Description
YY T34050 [41175]	Pinion yoke

## Carrier Cases

Part #	Description
YC T34050 [20109]	Standard case, bare

## Small Parts

Part #	Description
YB AX-016 [18062]	Axle bearing, right hand side
YSPBF-028 [33027]	Outer oil slinger
YSPBLT-042 [33071]	Ring gear bolt
YSPCS-040 [33123]	Crush sleeve
YSPPN-025 [33159]	Pinion nut
YSPXP-050 [33418]	Cross pin shaft

## Seals

Part #	Description
YMST1008 [30332]	Pinion seal

# Toyota 9.5"

'07 & Up Tundra & Sequoia w/4.7L V8

R/G Diameter: 9.5" R/G Bolts: 12mm RH Cover Bolts: Dropout Carrier Breaks: None Pinion Shaft Dia. / Spline: 1.575" / 32

## Ring & Pinion Gear Sets

Part #	Ratio
YG TLC100-488 [24634]	4.88

## Overhaul & Install Kits

Part #	Description
YK T9.5 [14179]	Master Overhaul kit

## Yokes

Part #	Description
YY T41204-0C010 [41177]	Pinion yoke
YY T41204-29-KIT [41214]	Conversion flange kit

## Small Parts

Part #	Description
YSPBF-024 [33023]	Outer slinger
YSPBLT-035 [33064]	Ring gear bolt
YSPCS-051 [33353]	Crush sleeve
YSPPN-025 [33159]	Pinion nut

## Small Parts (Cont.)

YSPTW-060 [33398]	Pinion gear thrust washer
YSPXP-046 [33414]	Cross pin shaft

## Shim Kits

Part #	Description
SK 30214 [55010]	Carrier shim kit

## Carrier Cases

Part #	Description
YC T9.5-S [20133]	Standard case, bare

## Seals

Part #	Description
YMST1018 [30340]	Pinion seal

# Toyota 10.5"

'07 & Up Tundra & Sequoia w/5.7L V8

R/G Diameter: 10.5" R/G Bolts: 14mm RH Cover Bolts: Dropout Carrier Breaks: None Pinion Shaft Dia. / Spline: 1.770" / 34

## Ring & Pinion Gear Sets

Part #	Ratio
YG T10.5-488 [24633]	4.88

## Overhaul & Install Kits

Part #	Description
YK T10.5 [14173]	Master Overhaul kit

## Yokes

Part #	Description
YY T41204-0C020 [41178]	Pinion yoke

## Small Parts

Part #	Description
YSPBF-025 [33024]	Outer slinger
YSPBLT-036 [33065]	Ring gear bolt
YSPCS-039 [33122]	Crush sleeve
YSPTW-059 [33397]	Pinion gear thrust washer
YSPXP-047 [33415]	Cross pin shaft

## Seals

Part #	Description
YMST1019 [30341]	Pinion seal



# Nissan N205 Front

Titan, Pathfinder, & Armada

R/G Diameter: 8.0" (203mm) R/G Bolts: (10) Cover Bolts: Dropout Pinion Shaft Dia. / Spline: 1.625" / 24 or 29

## Ring & Pinion Gear Sets

Part #	Ratio
YG NM205R-294R [24579]	2.94
YG NM205R-336R [24578]	3.36
YG NM205R-373R [24701]	3.73
YG NM205R-411R [24702]	4.11
YG NM205R-456R [24703]	4.56

## Overall & Install Kits

Part #	Description
BK NM205 [11126]	Bearing installation kit
YK NM205 [14171]	Master Overhaul kit

## Yokes

Part #	Description
YY NM205-RND-24 [41208]	Pinion flange

## Small Parts

Part #	Description
YSPBLT-044 [33073]	Ring gear bolt
YSPCS-047 [33129]	Crush sleeve
YSPXP-070 [33537]	Cross pin shaft
YSPTW-071 [33530]	Side gear thrust washer
YSPTW-072 [33531]	Pinion gear thrust washer

## Seals

Part #	Description
YMSN1001 [30301]	Pinion seal
YMSN1002 [30302]	Side seal

# Nissan N226 Rear

Titan, Pathfinder, Frontier, & Xterra

R/G Diameter: 8.5" (216mm) R/G Bolts: (10) 7/16" x 20 RH Cover Bolts: 12 Carrier Breaks: None Pinion Shaft Dia. / Spline: 1.625" / 24

## Ring & Pinion Gear Sets

Part #	Ratio
YG NM226-294 [24582]	2.94
YG NM226-313 [24584]	3.13
YG NM226-336 [24583]	3.36
YG NM226-354 [24585]	3.54
YG NM226-373 [24704]	3.73
YG NM226-411 [24705]	4.11
YG NM226-456 [24706]	4.56

## Axle Bearing & Seal Kit

Part #	Description
AK SET10 [10042]	Axle Bearing & Seal kit

## Overhaul & Install Kits

Part #	Description
YK NM226 [14172]	Master Overhaul kit
TK SET80 [N/A]	Axle Bearing

## Yokes

Part #	Description
YY NM226-RND-24 [41187]	08 & up companion flange, 4 hole, 24 spline
YY NM226-RND-24-6 [41207]	08 & up companion flange, 6 hole, 24 spline
YY NM226-RND-29 [41188]	04-'07 round companion flange, 29 spline

## Seals

Part #	Description
YMS9912 [30218]	Outer axle seal, for use with SET10 bearing
YMSN1003 [30361]	Outer axle seal, '08-'15
YMS54458 [30125]	Pinion seal

## Shim Kits

Part #	Description
SK 25300 [55009]	Pinion depth shim kit

## Small Parts

Part #	Description
YSPBF-023 [33022]	Outer slinger
YSPBLT-006 [33036]	Ring gear bolt
YSPCS-014 [33097]	Crush sleeve
YSPPN-010 [33144]	Pinion nut
YSPPN-030 [33164]	Pinion nut washer
YSPSPR-009 [33520]	Dura Grip spring plate, 200lb & 300lb design

## Traction Aids & Spools

Part #	Description
YDGNITAN-32-1 [26029]	Dura Grip positraction, 32 spline
YGLNITAN-32 [28028]	Grizzly Locker

## Covers & Cover gaskets

Part #	Description
YP C5-NM226 [32344]	Aluminum cover
YP C5-M226 [32334]	Steel Cover

# Nissan H233

Titan, Pathfinder, & Patrol

R/G Diameter: 9.170" (232.918mm) R/G Bolts: (10) Cover Bolts: N/A Pinion Shaft Dia. / Spline: 29

## Ring & Pinion Gear Sets

Part #	Ratio
YG NH233B-463 [24666]	4.63, rear
YG NH233B-463R [24663]	4.63, front
YG NH233B-513 [24665]	5.13, rear
YG NH233B-513R [24662]	5.13, front

## Ring & Pinion Gear Sets (Cont.)

Part #	Ratio
YG NH233B-557 [24774]	5.57, front
YG NH233B-557R [24775]	5.57, rear
YG NH233B-589 [24776]	5.89, front
YG NH233B-589R [24777]	5.89, Rear

# Nissan R200

Frontier & Xterra

R/G Diameter: 7.875" (200mm) R/G Bolts: (10) Cover Bolts: (8) Pinion Shaft Dia. / Spline: 27

## Ring & Pinion Gear Sets

Part #	Ratio
YG NR200-513 [24664]	5.13

IMPORTS



## Suzuki Samurai

R/G Diameter: 6 7/8" R/G Bolts: (10) Cover Bolts: None Carrier Breaks: None Pinion Shaft Dia. / Spline: 1.378" / 26

### Ring & Pinion Gear Sets

Part #	Ratio
YG SUZSAM-457 [24184]	4.57
YG SUZSAM-538 [24185]	5.38

### Overhaul & Install Kits

Part #	Description
YK ISAM [14106]	Master Overhaul kit
BK ISAM [11079]	Bearing installation kit
PK ISAM [13080]	Pinion installation kit
MK ISAM [12064]	Minimum installation kit

### Shim Kits

Part #	Description
SK T8 [55064]	Pinion depth shim kit

### Small Parts

Part #	Description
YSPCS-043 [33126]	Crush sleeve
YSPPN-022 [33156]	Pinion nut

### Traction Aids & Spools

Part #	Description
YP MINSSAM-26 [32234]	Mini spool, 26 spline

### Seals

Part #	Description
YMS224820 [30020]	Axle seal
YMS350572 [30034]	Pinion seal
YMS99187 [30228]	Pinion yoke redi sleeve

### Knuckle Rebuild Kits

Part #	Description
YP KNCLKIT-SAM [32053]	Knuckle rebuild kit

## Rockwell 2.5 Ton

R/G Diameter: 10.25" R/G Bolts: 8 x 9/16" Cover Bolts: Dropout Carrier Breaks: None

### Traction Aids & Spools

Part #	Description
YGLR2.5-16 [28018]	Grizzly Locker, 16 spline

## Gear & Kit Packages

### Fits Jeep XJ & YJ with AMC Model 35 rear

Parts	Ratio
YGK001 [31001]	4.56
YGK002 [31002]	4.88

### Fits Jeep XJ & YJ with Chrysler 8.25" rear

Part #	Ratio
YGK003 [31003]	4.56
YGK004 [31004]	4.88

### Fits Jeep TJ with AMC Model 35 rear

Part #	Ratio
YGK005 [31005]	4.56
YGK006 [31006]	4.88

### Fits Jeep TJ with Spicer 44 rear

Part #	Ratio
YGK007 [31007]	4.56
YGK008 [31008]	4.88

### Fits Jeep TJ Rubicon

Part #	Ratio
YGK009 [31010]	4.56
YGK010 [31011]	4.88
YGK011 [31012]	5.13

### Fits Jeep JK non-Rubicon

Part #	Ratio
YGK055 [31055]	4.11
YGK012 [31013]	4.56
YGK013 [31014]	4.88
YGK014 [31015]	5.13

### Fits Jeep JK Rubicon

Part #	Ratio
YGK056 [31056]	4.11
YGK054 [31054]	4.56
YGK015 [31016]	4.88
YGK016 [31017]	5.13
YGK017 [31018]	5.38

### Fits Standard Rotation Spicer 60 Front and '88 & down GM 10.5" 14 bolt rear

Part #	Ratio
YGK018 [31019]	4.56, thick rear gear
YGK019 [31020]	4.56, thick Front and rear gear
YGK020 [31021]	4.88, thick rear gear
YGK021 [31022]	4.88, thick Front and rear gear
YGK022 [31023]	5.13, thick rear gear
YGK023 [31024]	5.13, thick Front and rear gear
YGK024 [31025]	5.38, thick rear gear
YGK025 [31026]	5.38, thick Front and rear gear

## Gear & Kit Packages (Cont.)

### Fits Standard Rotation Spicer 60 Front and '89-'98 GM 10.5" 14 bolt rear

Part #	Ratio
YGK026 [31027]	4.56, thick rear gear
YGK027 [31028]	4.56, thick Front and rear gear
YGK028 [31029]	4.88, thick rear gear
YGK029 [31030]	4.88, thick Front and rear gear
YGK030 [31031]	5.13, thick rear gear
YGK031 [31032]	5.13, thick Front and rear gear
YGK032 [31033]	5.38, thick rear gear
YGK033 [31034]	5.38, thick Front and rear gear

### Fits Standard Rotation Spicer 60 Front and '99 & up GM 10.5" 14 bolt rear

Part #	Ratio
YGK034 [31035]	4.56, thick rear gear
YGK035 [31036]	4.56, thick Front and rear gear
YGK036 [31037]	4.88, thick rear gear
YGK037 [31038]	4.88, thick Front and rear gear
YGK038 [31039]	5.13, thick rear gear
YGK039 [31040]	5.13, thick Front and rear gear
YGK040 [31041]	5.38, thick rear gear
YGK041 [31042]	5.38, thick Front and rear gear

### Fits Reverse Rotation Spicer 60 Front and '88 & down GM 10.5" 14 bolt rear

Part #	Ratio
YGK042 [31043]	4.56, thick Front and rear gear
YGK043 [31044]	4.88, thick Front and rear gear
YGK044 [31045]	5.13, thick Front and rear gear
YGK045 [31046]	5.38, thick Front and rear gear

### Fits Reverse Rotation Spicer 60 Front and '89-'98 GM 10.5" 14 bolt rear

Part #	Ratio
YGK046 [31047]	4.56, thick Front and rear gear
YGK047 [31048]	4.88, thick Front and rear gear
YGK048 [31049]	5.13, thick Front and rear gear
YGK049 [31050]	5.38, thick Front and rear gear

### Fits Reverse Rotation Spicer 60 Front and '99 & up GM 10.5" 14 bolt rear

Part #	Ratio
YGK050 [31051]	4.56, thick Front and rear gear
YGK051 [31052]	4.88, thick Front and rear gear
YGK052 [31053]	5.13, thick Front and rear gear
YGK053 [31054]	5.38, thick Front and rear gear

### Fits '03-'11 Dodge Ram 2500/3500

Part #	Ratio
YGK057 [31057]	3.73, Front and rear gear
YGK058 [31058]	4.11, Front and rear gear
YGK059 [31059]	4.56, Front and rear gear
YGK060 [31060]	4.88, Front and rear gear

### Fits Late '11-'13 Dodge Ram 2500/3500

Part #	Ratio
YGK061 [31061]	3.73, Front and rear gear
YGK062 [31062]	4.11, Front and rear gear
YGK063 [31063]	4.56, Front and rear gear
YGK064 [31064]	4.88, Front and rear gear

## Zip Locker Replacement Parts

Part #	Description	Part #	Description
YZLABF-KIT [34000]	Bulkhead fitting kit	YZLASH-01 [34011]	Seal housing for Toyota, includes O-rings
YZLABH-01 [34001]	Bulkhead fitting	YZLASH-02 [34012]	Seal housing for Dana 30 & Model 35, includes O-rings
YZLABH-02 [34038]	Bulkhead quick connect fitting	YZLASH-03 [34013]	Seal housing for Dana 44, includes O-rings
YZLAL-01 [34002]	Air line, 20' long	YZLASH-04 [34039]	Seal housing for Dana 60, includes O-rings
YZLAL-KIT [34003]	Air line repair kit	YZLASH-05 [34040]	Seal housing for Ford 10.25", includes O-rings
YZLAO-01 [34004]	O-ring for Dana 44 & Toyota seal housing	YZLASV-01 [34014]	Solenoid valve
YZLAO-02 [34005]	O-ring for Dana 30 & Model 35 seal housing	YZLASW-01 [34015]	Switch
YZLAO-03 [34006]	O-ring for Dana 60 seal housing	YZLIK-01 [34026]	Zip Locker Installation kit
YZLAO-05 [34008]	O-ring for bulkhead fitting	YZLPS-02 [34030]	Pressure switch, 1/8" NPT thread
YZLASC-F [34009]	Switch cover, Front	YZLPUK [34031]	Pump up kit
YZLASC-R [34010]	Switch cover, rear		



**6** Year Warranty

## FEATURES

- AIR-OPERATED LOCKING DIFFERENTIAL
- FORGED CASE & 8620 INTERNALS FOR ADDED STRENGTH
- ON-DEMAND TRACTION ALLOWS FOR DRIVER SELECTABILITY
- WHEN ENGAGED PROVIDES 100% TRACTION TO BOTH TIRES
- ASSEMBLED IN THE USA
- BACKED BY THE BEST WARRANTY IN THE BUSINESS

GEAR KITS / ZIP LOCKER



## Yukon Master Overhaul Kits (YK)

The Yukon Gear Master Overhaul Kit comes with every part you'll need for successful differential rebuilding. This kit includes the following:

- ▶ Pinion Bearings
- ▶ Carrier Bearings
- ▶ Pinion Seal
- ▶ Crush Sleeve or Preload Shims
- ▶ Pinion Depth Shims
- ▶ Carrier Shims (varies by application)
- ▶ Baffles & Slingers
- ▶ Gear Marking Compound & Brush
- ▶ Loctite®
- ▶ Pinion Nut (most applications), O-ring, Baffles, Slinger (varies by application)
- ▶ Gasket or Silicone
- ▶ Ring Gear Bolts (for most applications)
- ▶ 20-page Instruction Manual



## Bearing Kits (BK)

The Bearing Kit will help you meet all your bearing replacement needs. This kit includes the following:

- ▶ Pinion Bearings
- ▶ Carrier Bearings
- ▶ Crush Sleeve
- ▶ Pinion Seal
- ▶ Gear Marking Compound & Brush
- ▶ 20-page Instruction Manual



## Pinion Kits (PK)

The Pinion Kit comes fully stocked for a complete pinion install. This kit includes the following:


- ▶ Pinion Bearings
- ▶ Pinion Nut (varies by application)
- ▶ Pinion Seal
- ▶ Pinion Depth Shims or Complete Shim Kit (varies by application)
- ▶ Crush Sleeve or Preload Shims
- ▶ Gear Marking Compound & Brush
- ▶ 20-page Instruction Manual



## Shim Kits (SK)

Yukon Shim Kit is exactly what its name describes: nothing but shims. These are available separately for:

- ▶ Pinion Depth Shims
- ▶ Carrier Shims
- ▶ Preload Shims
- ▶ Axle End Play Shims



## Inner Parts Kits (YPK)

Yukon's Inner Parts Kit provides the proper parts for replacing the inner-workings of your carrier case. This kit includes the following:

- ▶ Side Gears
- ▶ Pinion Gears
- ▶ Thrust Washers
- ▶ Cross Pin Shaft
- ▶ Cross Pin Bolt or Roll Pin
- ▶ Clutches (where applicable)



# SEARCH THE RIGHT PART EVERY TIME!



EASY. ACCURATE. NOW.

[Start Here](#)



- From 1948 to present day
- Over 5,500 part numbers
- 89 Product categories
- 33 Product manufacturers
- Over 130 differential types

Diff Wizard is the industry's most powerful and complete differential parts finder available. It's fast, easy and provides the right parts along with suggestive add-ons to complete your sale. Why deal with high returns and long phone calls?

Use Diffwizard.com as your parts finder of choice.

***Save Time and Make More Money.***

# CHRYSLER AXLES

## Chrysler Passenger Car

Part #	Hollander #	OEM #	Model	Length	Splines	Bolt Pattern	Stud Hole	Brake Pilot	Brg Surface
YA C8.75-32.0-KIT [21759]	Cut-to-length kit. 2 Axles, Green brgs & studs	-	8.75	28.0-32.0	30	5 - 4.50	0.645	2.830	1.565
YA C4506115 [21026]	447-1900	-	8.25	30.875	27	6 - 4.50	0.645	2.830	1.620
YA C8.75-28.0 [21041]	N/A	-	8.75	28.00	30	5 - 4.50	0.645	2.830	1.565
YA C8.75-30.0 [21042]	447-984	-	8.75	30.00	30	5 - 4.50	0.645	2.830	1.565
YA C8.75-32.0 [21408]	Cut-to-Length	-	8.75	28.0-32.0	30	5 - 4.50	0.645	2.83	1.565

## Chrysler Truck - Front

Part #	Model	Length	Splines	Location	U/Joint
YA C40022771 [21776]	9.25	19.60	33	Inner	U-925
YA C40022772 [21775]	9.25	38.10	33	Inner	U-925
YA C40052462 [21781]	9.25	7.40	35	Outer	5-925X
YA C5086666AB [21439]	9.25	45.43	33/33	Assm	U-925
YA C5086667AB [21440]	9.25	26.87	33/33	Assm	U-925
YA C5175269AA [21774]	9.25	7.40	33	Outer	U-925
YA C68055220AA [21767]	9.25	45.50	35 inner	Assm	1485
YA C68055221AA [21765]	9.25	26.875	35 inner	Assm	1485
YA C68065426AB [21766]	9.25	45.625	35 inner	Assm	1555
YA C68065427AB [21768]	9.25	27.250	35 inner	Assm	1555
YA D27902-11X [21046]	D44	18.3	30	Inner	5-760X
YA D27902-12X [21047]	D44	36.75	30	Inner	5-760X
YA D27902-22X [21052]	D44	35.25	30	Inner	5-760X
YA D27902-25X [21053]	D44	16.10	30	Inner	5-760X
YA D27902-5X [21059]	D44	17.10	30	Inner	5-760X
YA D45531 [21095]	D60	20.50	30 & 15	Inner	5-733X
YA D46901 [21098]	D44	7.05	33	Outer	5-760X
YA D620200 [21108]	D44	9.72	19	Outer	5-760X
YA D621063 [21109]	D44	9.92	19	Outer	5-760X
YA D660182-1 [21114]	D60	15.96	30	Outer	5-760X
YA D660182-2 [21117]	D60	35.10	35	Inner	5-733X
YA D660182-6 [21120]	D60	35.10	35	Inner	5-733X
YA D708063 [21468]	D60	26.18	32/18	Assm	5-733X
YA D708064 [21469]	D60	26.52	32/33	Assm	5-733X
YA D73579-1X [21137]	D44	19.10	30	Inner	5-760X
YA D73579-2X [21138]	D44	18.30	15	Inner	5-760X
YA D74752X [21147]	D60	18.31	15	Inner	5-733X
YA D74759-1X [21148]	D44	26.39 overall	15 inner	Assm	5-760X
YA D74760-1X [21149]	D60	27.00	30	Assm	5-733X
YA D74917X [21154]	D44	6.77	33	Outer	5-760X
YA D75265X [21155]	D44	18.94	15 & 30	Inner	5-760X
YA D75594X [21159]	D60	18.59	30	Inner	5-733X
YA D75690X [21160]	D60	7.05	33	Outer	5-733X
YA D76812-1X [21175]	D44	26.39	15	Inner	5-760X
YA D76813-1X [21176]	D44	27.00 overall	30	Assm	5-760X
YA D76814-1X [21177]	D44	20.10	30	Inner	5-760X
YA D76815-1X [21178]	D44	19.62	15	Inner	5-760X
YA D80178-1 [21478]	D60	19.13	32	Inner	5-733X
YA D80179-1 [21479]	D60	18.79	18	Inner	5-733X
YA D80375 [21480]	D60	7.39	33	Outer	5-733X
YA D80382-1 [21481]	D44	26.75	30/33	Inner	5-760X

## Chrysler Truck - Front 4340 Chromoly

Part #	Model	Length	Splines	Location	U/Joint
YA W38818 [21671]	D44	16.10	30	Inner	5-760X
YA W38822 [21674]	D44	17.10	30	Inner	5-760X
YA W38824 [21676]	D44	35.25	30	Inner	5-760X
YA W38833 [21778]	D44	20.10	30	Inner	5-760X
YA W39128 [21685]	D44	6.77	33	Outer	5-760X
YA W42001 [21687]	9.25	7.38	33	Outer	U-925
YA W42002 [21777]	9.25	12.00	35	Outer	5-926X
YA W43001 [21688]	9.25	19.60	33	Inner	5-925X
YA W43002 [21689]	9.25	38.10	33	Inner	5-925X



Continued on next page

## Chrysler Truck - Front 4340 Chromoly (Cont.)

Part #	Model	Length	Splines	Location	U/Joint
YA W42003 [21782]	9.25	7.40	33	Outer	5-926X
YA W43003 [21783]	9.25	19.60	33	Inner	5-926X
YA W43004 [21784]	9.25	38.10	33	Inner	5-926X
YA W46100 [21373]	D60	12.00	35	Outer	5-733X
YA W46105 [21376]	D60	12.00	30	Outer	5-733X
YA W46107 [21691]	D60	7.05	33	Outer	5-733X
YA W48202 [21377]	D60	15.96	35	Inner	5-733X
YA W48208 [21380]	D60	17.67	35	Inner	5-733X
YA W48210 [21381]	D60	35.10	35	Inner	5-733X
YA W48218 [21692]	D60	18.59	30	Inner	5-733X
YA W48219 [21693]	D60	38.00	35	Inner	5-733X
YA W48220 [21694]	D60	18.59	35	Inner	5-733X
YA W48221 [21695]	D60	38.00	30	Inner	5-733X

## Chrysler Truck - Rear

Part #	Hollander #	Model	Length	Splines	Bolt Pattern	Stud Hole	Brake Pilot	Brg Surface
YA C508677AB [21432]	447-2473	10.5	37.24	30	8 - 3.96	0.45	N/A	N/A
YA C11.5-30-40 [21435]	-	11.5	36.1-40.1	30	8 - 3.96	0.45	N/A	N/A
YA C11.5-38-40 [21436]	-	11.5	36.1-40.1	38	8 - 3.96	0.45	N/A	N/A
YA C3496577 [21015]	447-998	8.25	32.62	27	5 - 4.50	0.645	3.560	1.620
YA C3723824 [21016]	447-1081	9.25	31.68	31	5 - 4.50	0.645	N/A	1.620
YA C4011257 [21018]	447-1083	9.25	32.62	31	5 - 4.50	0.645	3.560	1.620
YA C4037726 [21019]	447-1289	9.25	31.81	31	5 - 5.50	0.176 groove	3.560	1.620
YA C40020768 [21017]	447-2743	10.5	36.75	30	8 - 3.96	0.45	2.830	1.620
YA C4137429 [21020]	447-1398	9.25	31.62	31	5 - 5.50	0.208 groove	2.830	1.620
YA C4137670 [21021]	447-1441	8.25	32.62	27	5 - 5.50	0.645	2.830	1.620
YA C4137672 [21022]	447-1438	8.25	31.81	27	5 - 5.50	0.595	2.830	1.620
YA C4137838 [21023]	447-1074	8.25	31.81	27	5 - 4.50	0.645	2.830	1.620
YA C4348510 [21024]	447-1551	8.25	30.81	27	5 - 4.50	0.645	2.830	1.620
YA C4348511 [21025]	447-1552	7.25	30.37	25	5 - 4.50	0.645	N/A	1.620
YA C4506115 [21026]	447-1900	8.25	30.81	27	6 - 4.50	0.645	N/A	1.620
YA C4506147 [21027]	447-1901	7.25	30.37	25	6 - 4.50	0.645	2.830	1.620
YA C508677AB [21432]	447-2743	10.5	36.75	30	8 - 3.96	0.45	-	-
YA C5086902AB [21441]	447-2744	11.5	36.81	30	8 - 3.96	0.45	2.830	1.620
YA C5086984AB [21442]	447-2745	11.5	40.12	30	8 - 3.96	0.45	2.830	1.620
YA C5134660AA [21443]	447-0327R	Sprinter Van, RH	34.6	26	5-5	9/16-1-8	3.090	1.620
YA C5134661AA [21444]	447-0328L	Sprinter Van, LH	34.6	26	5-5	9/16-1-8	3.547	1.620
YA C52069512 [21036]	447-2226R	8.25	30.25	29	6 - 4.50	0.645	2.83	1.620
YA C52069513 [21037]	447-2226L	8.25	33.37	29	6 - 4.50	0.645	2.83	1.620
YA C52067614 [21032]	447-2030	9.25	34.06	31	5 - 5.50	0.645	3.09	1.620
YA C52067708 [21033]	447-1927	9.25	32.62	31	5 - 5.50	0.645	3.547	1.620
YA C52069388 [21034]	447-2344R	9.25	30.5	31	6 - 4.50	0.645	2.83	1.620
YA C52069389 [21035]	447-2344L	9.25	33.38	31	6 - 4.50	0.645	2.83	1.620
YA C52070498 [21445]	447-2789R	8.25	31.4375	29	6 - 114.3		2.83	1.705
YA C52070499 [21446]	447-2790L	8.25	34.500	29	6 - 114.3			1.705
YA C52111370 [21447]	447-2787R	8.25	31.500	29	6 - 114.3			1.705
YA C52114720AB [21820]		9.25	34.12	31	5 - 5.50			1.705
YA C52111371 [21448]	447-2788L	8.25	34.500	29	6 - 114.3			1.705
YA C53008134 [21040]	447-8131	8.25	29.87	27	5 - 4.50	0.595	2.83	1.705
YA C68045427AA [21821]		9.25	34.12	31	5 - 5.50			1.705
YA C68065488AA [21788]	447-0507R	9.25ZF	33.875	31	5-5.00	.600	3.07	1.705
YA C68065489AA [21787]	447-0508L	9.25ZF	33.375	31	5-5.00	.600	3.07	1.705
YA C68140296AA [21790]	447-03020R	9.25ZF	33.875	31	5-5.00	.600	3.07	1.705
YA C68140297AA [21789]	447-03021L	9.25ZF	34.375	31	5-5.00	.600	3.07	1.705
YA D43811-12 [21090]		D70	36.71	32		.600	3.07	N/A

## Chrysler Truck Rear 4340 Chromoly

Part #	Hollander #	OEM #	Model	Length	Splines	Bolt Pattern	Stud Hole	Brake Pilot	Brg Surface
YA WC11.5-30-40 [21701]	Custom App.	-	10.5 & 11.5	36.1 - 40.1	30	8-3.96	0.45	N/A	N/A
YA WC11.5-38-40 [21702]	Custom App.	-	10.5 & 11.5	36.1 - 40.1	38	8-3.96	0.45	N/A	N/A

CHRYSLER AXLES



# FORD AXLES

## Ford Passenger Car

Part #	Hollander #	OEM #	Model	Length	Splines	Bolt Pattern	Stud Hole	Brake Pilot	Brg Surface
YA F750001 [21179]	447-1231	D9BZ-4234-BC	7.5 & 8.8	29.25	28	4 - 4.25	0.600	2.525	1.400
YA F750004 [21181]	447-1338	E3TZ-4234-C	7.5 & 8.8	29.25	28	5 - 4.50	0.600	2.525	1.400
YA F750006 [21184]	447-1446	ES5Z-4234-A	7.5 & 8.8	30.00	28	4 - 4.25	0.600	2.525	1.400
YA F750007 [21496]	447-1442A	E5LY-4234-A	7.5 & 8.8	30.50	28	5 - 4.50	0.600	2.775	1.400
YA F750009 [21186]	447-1227	D9AZ-4234-A	7.5 & 8.8	31.00	28	5 - 4.50	0.600	2.775	1.400
YA F750010 [21187]	447-1731	FOAZ-4234-A	7.5 & 8.8	31.62	28	5 - 4.50	0.600	2.775	1.400
YA F750011 [21409]	Custom Application	-	7.5 & 8.8	29.25	31	5 - 4.50	0.600	2.775	1.400
YA F750012 [21497]	447-2941R	5R3Z-4234-AC	7.5	32.87	28	'05 & up Mustang, RH, w/ABS		2.775	1.620
YA F750013 [21498]	447-2942L	5R3Z-4234-AD	7.5	31.87	28	'05 & up Mustang, LH, w/ABS		2.775	1.620
YA F750014 [21499]	447-2943R	5R3Z-4234-C	7.5	32.87	28	'05 & up Mustang, RH, w/o ABS		2.775	1.620
YA F750015 [21500]	447-2944L	5R3Z-4234-D	7.5	31.87	28	'05 & up Mustang, LH, w/o ABS		2.775	1.400
YA F880009 [21501]	447-1576	E7SZ-4234-A	7.5 & 8.8	30.00	28	4 - 5.25	0.600	2.525	1.400
YA F880017 [21198]	447-2006	F4ZZ-4234-B	7.5 & 8.8	30.00	28	5 - 4.50	0.600	2.775	1.400
YA F880018 [21199]	447-1824	F2AZ-4234-B	7.5 & 8.8	31.62	28	5 - 4.50	0.600	2.775	1.400
YA F880021 [21504]	447-2007	F4ZZ-4234-A	7.5 & 8.8	30.00	28	5 - 4.50	0.600	2.775	1.400
YA F880022 [21202]	447-2307	F8AZ-4234-DA	7.5 & 8.8	32.43	28	5 - 4.50	0.600	2.775	1.400
YA F880038 [21507]	447-2733	3W1Z-4234-A	8.8	34.37	28	5 - 4.50	0.590	2.77	1.400
YA F880039 [21508]	447-0124	6W1Z-4234-A	8.8	34.37	31	5 - 4.50	0.590	2.78	1.400
YA F880041 [21509]	447-2425	XR3Z-4234-AA	8.8	30.75	28	5 - 4.50	0.600	2.775	1.400
YA F880043 [21510]	447-2946	5R3Z-4234-B	8.8	31.81	31	5 - 4.50	0.600	2.775	1.620
YA F880044 [21511]	447-2945	5R3Z-4234-A	8.8	32.69	31	5 - 4.50	0.600	2.775	1.620
YA F880062 [21521]	-	-	8.8	34.31	28	5 - 4.50	0.597	2.783	1.400
YA F880063 [21522]	-	-	8.8	34.26	31	5 - 4.50	0.597	2.783	1.400
YA F8-28-27.18 [21188]	-	-	8	27.18-23.68	28	5 - 4.50	0.610	2.43	1.400
YA F8-28-32.87 [21410]	Custom Application	-	8	25.5 to 32.87	28	5 - 4.50	0.600	2.435	1.377
YA F9-31-32.87 [21207]	Custom Application	-	9	25.5 to 32.87	31	5 - 4.50	0.600	2.435	1.400
YA F9-31-33.00 [21523]	Custom Application	-	9	23.25 to 33.00	31	5 - 4.5 & 5 - 4.75	0.600 & 0.453	2.435	1.377
YA FM4235B [21235]	Custom Application	-	8.8	29.25	31	4 - 4.25	0.600	2.525	1.400
YA FM4235D [21236]	Custom Application	-	8.8	30.00	31	5 - 4.50	0.600	2.775	1.400
YA FM4235E [21417]	Custom Application	-	8.8	30.75	31	5 - 4.50	0.600	2.778	1.400

## Ford Mustang - Posi / Axle Kits

Complete kit includes Yukon Dura Grip Posi, 2 High Performance Axles, Carrier bearings and races, Super carrier shims, Axle bearing and seals, Axle studs.

Part #	Description
YA FMUST-1-28 [21554]	'79-'93 Mustang, 28 spline, 4 lug
YA FMUST-1-31 [21555]	'79-'93 Mustang, 31 spline, 4 lug
YA FMUST-2-28 [21556]	'79-'93 Mustang, 28 spline, 5 lug
YA FMUST-2-31 [21557]	'79-'93 Mustang, 31 spline, 5 lug
YA FMUST-3-31 [21558]	'94-'98 Mustang, 31 spline, 5 lug
YA FMUST-4-31 [21559]	'99-'04 Mustang, 31 spline, 5 lug



**Mustang Axle Kit**  
Ford





## Ford Truck - Front

Part #	Model	Length	Splines	Location	U/Joint
YA D2002692 [21044]	D50	9.37	30	Outer	-
YA D2013341-1 [21753]	D60	46.25	35	Assy	5-733X
YA D2013341-2 [21754]	D60	27.31	35	Assy	5-733X
YA D27902-31X [21055]	D44	18.62	30	Inner	5-760X
YA D27902-35X [21056]	D44	34.75	30	Inner	5-760X
YA D27902-3X [21057]	D44	33.90	30	Inner	5-760X
YA D27902-4X [21058]	D44	18.91	30	Inner	5-760X
YA D37951 [21080]	D44	10.66	19	Outer	5-760X
YA D39905 [21081]	D44	9.92	19	Outer	5-760X
YA D39906 [21082]	D44	9.80	19	Outer	5-760X
YA D41677 [21086]	D44	9.94	19	Outer	5-760X
YA D48903 [21102]	D44	11.50	30	Outer	5-760X
YA D53217 [21828]	D60	7.03	35	Outer	5-733X
YA D620085 [21107]	D44	11.40	30	Outer	5-760X
YA D620200 [21108]	D44	9.72	19	Outer	5-760X
YA D660124-1 [21110]	D44	43.60 overall	30 inner	Assm	5-760X
YA D660124-2 [21111]	D44	28.60 overall	30 inner	Assm	5-760X
YA D660124-3 [21112]	D44	44.50 overall	30 inner	Assm	5-760X
YA D660124-4 [21113]	D44	28.40 overall	30 inner	Assm	5-760X
YA D660182-1 [21114]	D60	15.96	35	Inner	5-733X
YA D660182-10 [21115]	D60	34.56	35	Inner	5-733X
YA D660182-11 [21116]	D60	18.70	35	Inner	5-733X
YA D660182-36 [21118]	D60	36.68	35	Inner	5-733X
YA D660269-1 [21121]	D50	17.19	30	Inner	5-760X
YA D660548-2 [21123]	D28	13.76	23	Inner	5-456X
YA D71394-1X [21126]	D44	25.60 overall	19 / 30 inner	Assm	5-760X
YA D71396-1X [21127]	D44	26.90	30	Inner	5-760X
YA D72044-1X [21131]	D44	34.70 overall	19 / 30 inner	Assm	5-760X
YA D72045-1X [21132]	D44	33.50 overall	19 / 30 inner	Assm	5-760X
YA D72112-1X [21133]	D44	24.77	30	Inner	5-760X
YA D72112-2X [21470]	D44	23.65	30	Inner	5-760X
YA D72114-1X [21471]	D50	23.94	30	Inner	5-799X
YA D76151-1X [21421]	D60	37.62	35	Inner	5-733X
YA D76151-2X [21422]	D60	15.39	35	Inner	5-733X
YA D76151-3X [21423]	D60	38.59	35	Inner	5-733X
YA D76151-4X [21424]	D60	16.36	35	Inner	5-733X
YA D76660-1X [21173]	D60	16.17	35	Inner	5-733X
YA D76660-2X [21174]	D60	36.97	35	Inner	5-733X
YA F880061 [21520]	8.8	5.56	28	Inner	CV
YA F880064 [21760]	8.8	23.81	28	Inner	CV
YA F880065 [21802]	8.8	26.00	31	Inner	CV
YA F880066 [21803]	8.8	23.00	31	Inner	CV
YA F880067 [21804]	8.8	29.50	31	Inner	CV
YA F880068 [21805]	8.8	26.00	31	Inner	CV
YA W46108 [21834]			35	Outer	

## Ford Truck - Front 4340 Chromoly

Part #	Model	Length	Splines	Location	U/Joint
YA W38806 [21350]	D30	18.44	30	Inner	5-760X
YA W38807 [21351]	D30	28.06	30	Inner	5-760X
YA W38809 [21353]	D44	18.50	30	Inner	5-760X
YA W38810 [21354]	D44	27.94	30	Inner	5-760X
YA W38813 [21669]	D44	18.62	30	Inner	5-760X
YA W38814 [21670]	D44	34.75	30	Inner	5-760X
YA W38816 [21356]	D44	9.72	19	Outer	5-760X
YA W38817 [21357]	D44	10.66	19	Outer	5-760X
YA W38819 [21672]	D44	9.92	19	Outer	5-760X
YA W38820 [21673]	D44	9.80	19	Outer	5-760X
YA W38825 [21677]	D44	15.70	30	Inner	5-760X
YA W38830 [21682]	D44	24.77	30	Inner	5-760X
YA W39143 [21362]	D44	18.91	30	Inner	5-760X
YA W39144 [21363]	D44	33.91	30	Outer	5-760X
YA W46101 [21374]	D60	11 3/8	35	Outer	5-733X
YA W46103 [21415]	D60	11.40	30	Outer	5-733X
YA W46104 [21416]	D60	11.40	30	Outer	5-733X
YA W46106 [21690]	D50	9.375	30	Outer	5-799X
YA W48202 [21377]	D60	15.96	35	Inner	5-733X
YA W48204 [21378]	D60	16.17	35	Inner	5-733X
YA W48206 [21379]	D60	18.70	35	Inner	5-733X
YA W48212 [21382]	D60	36.68	35	Inner	5-733X
YA W48214 [21383]	D60	36.97	35	Inner	5-733X
YA W48216 [21384]	D60	34.56	35	Inner	5-733X

FORD AXLES

# Ford Truck - Rear

# FORD AXLES

Part #	Hollander #	OEM #	Model	Length	Splines	Bolt Pattern	Stud Hole	Brake Pilot	Brg Surface
YA D36113-1 [21076]	447-1167	D5T2-4234-B	D60,D70,D80	35 FF*	35	8 - 3.96	N/A	N/A	N/A
YA D43651-1 [21088]	447-2011	-	D80	37.67 FF*	37	8 - 4.33	N/A	N/A	N/A
YA D46930-2 [21100]	447-2247	-	D80	42.47 FF*	35	8 - 3.96	N/A	N/A	N/A
YA D47037-1 [21463]	-	-	D80	36.21	37	8 - 4.277	0.453	N/A	N/A
YA D47847-2 [21466]	-	-	D80	40.24	35	8 - 4.02	N/A	N/A	N/A
YA D47847-3 [21764]	-	-	D80	38.35	35	8 - 4.02	N/A	N/A	N/A
YA D47847-4 [21763]	-	-	D80	38.74	35	8 - 4.02	N/A	N/A	N/A
YA D47852-1 [21101]	447-2456	-	D80	40 FF	37	8 - 5.22	N/A	N/A	N/A
YA D70867-17X [21124]	-	-	D60	34.25	35	8 - 6.50	.684	4.70	1.71
YA D70867-18X [21125]	447-1508	-	D60	34.14 SF**	35	8 - 6.50	.684	5.00	1.71
YA D75344-1X [21156]	447-2122	-	D60	31.86 SF**	35	8 - 6.50	.684	5.00	1.71
YA D75344-2X [21157]	447-2123	-	D60	34.13 SF**	35	8 - 6.50	.684	5.00	1.71
YA D76002-1X [21476]	-	-	D60	31.36	35	8 - 6.50	.600	5.00	1.71
YA D76002-2X [21477]	-	-	D60	34.08	35	8 - 6.50	.600	5.00	1.71
YA DS110-39.3 [21484]	-	-	S110	39.30	34	8 - 5.25	N/A	N/A	N/A
YA DS110-41.0 [21485]	-	-	S110	41.00	34	8 - 5.25	N/A	N/A	N/A
YA DS111-38.64 [21738]	-	-	S111	38.64	34	8 - 5.25	N/A	N/A	N/A
YA DS111-41.0 [21737]	-	-	S111	41.00	34	8 - 5.25	N/A	N/A	N/A
YA DS135-40.0 [21741]	-	-	S135	40.00	36	8 - 5.30	N/A	N/A	N/A
YA DS135-40.5 [21742]	-	-	S135	40.50	36	8 - 5.30	N/A	N/A	N/A
YA F880047 [21514]	447-2751R	3L2Z-4234-AA	8.8	27.68	31	5 - 4.50	0.600	-	1.620
YA F750002 [21180]	447-1337	E3TZ-4234-B	7.5 & 8.8	26.25	28	5 - 4.50	5.80	2.800	1.400
YA F750004 [21181]	447-1338	E3TZ-4234-C	7.5 & 8.8	29.15	28	5 - 4.50	0.600	2.525	1.400
YA F750005 [21183]	447-1339R	E4TZ-4234-A	7.5 & 8.8	27.68	28	5 - 4.50	0.600	2.525	1.400
YA F750008 [21185]	447-1456L	E69Z-4234-A	7.5 & 8.8	32.25	28	5 - 4.50	0.600	2.525	1.400
YA F880019 [21200]	447-2089	F37Z-4234-B	7.5 & 8.8	30.18	28	5 - 4.50	0.600	2.525	1.400
YA F880020 [21201]	447-2088	F37Z-4234-A	7.5 & 8.8	27.31	28	5 - 4.50	0.600	2.525	1.400
YA F880002 [21189]	447-1340R	E3TZ-4234-D	8.8	31.06	31	5 - 5.50	0.600	2.870	1.620
YA F880003 [21190]	447-1341L	E3TZ-4234-E	8.8	33.06	31	5 - 5.50	0.600	2.870	1.620
YA F880004 [21191]	447-1724R	F1TZ-4234-A	8.8	27.81	31	5 - 4.50	0.600	2.870	1.620
YA F880005 [21192]	447-1725L	F1TZ-4234-B	8.8	30.68	31	5 - 4.50	0.600	2.870	1.620
YA F880006 [21193]	447-1575L	E7UZ-4234-E	8.8	35.75	31	5 - 5.50	0.600	3.415	1.620
YA F880007 [21194]	447-1573R	E7TZ-4234-A	8.8	31.06	31	5 - 5.50	0.600	3.415	1.620
YA F880008 [21195]	447-1574L	E7TZ-4234-B	8.8	33.18	31	5 - 5.50	0.600	2.430	1.620
YA F880014 [21196]	447-2120R	E5TZ-4234-A	8.8	27.81	31	5 - 4.50	0.600	2.870	1.620
YA F880015 [21197]	447-2121L	E5TZ-4234-B	8.8	30.68	31	5 - 4.50	0.600	2.870	1.620
YA F880031 [21203]	447-2304	F75Z-4234-KA	8.8	31.87	31	5 - 135	0.568 / .606	3.415	1.705
YA F880032 [21204]	447-2305	F75Z-4234-KB	8.8	33.50	31	5 - 135	0.568 / .606	3.415	1.705
YA F880033 [21205]	447-2192	F75Z-4234-NA	8.8	31.87	31	5 - 135	0.568 / .606	3.415	1.620
YA F880034 [21206]	447-2193	F75Z-4234-NB	8.8	33.50	31	5 - 135	0.568 / .606	3.415	1.620
YA F880035 [21505]	447-2420	F87Z-4234-AD	7.5 & 8.8	30.25	28	5 - 4.50	0.600	2.800	1.400
YA F880036 [21506]	447-2419	F87Z-4234-AC	7.5 & 8.8	27.25	28	5 - 4.50	0.600	2.800	1.400
YA F900001 [21208]	447-1172	D6TZ-4234-A	9	32.00	31	5 - 5.50	0.600	2.870	1.565
YA F900001-35SP [21209]	Custom Application	-	9	32.00	35	5 - 5.50	0.600	2.870	1.565
YA F900002 [21210]	'66-'75 Bronco RH w/11"X1.75" Brakes	9	29.50	31	5 - 5.50	0.600	2.870	1.565	1.565
YA F900003 [21211]	'66-'75 Bronco LH w/11"X1.75" Brakes	9	27.12	31	5 - 5.50	0.600	2.870	1.565	1.565
YA F900004 [21212]	'74-'75 Bronco RH w/10"X2.5" Brakes	9	29.75	31	5 - 5.50	0.600	2.870	1.565	1.565
YA F900005 [21213]	'74-'75 Bronco LH w/10"X2.5" Brakes	9	27.37	31	5 - 5.50	0.600	2.870	1.565	1.565
YA F900006 [21214]	'76-'77 Bronco RH w/11"X2.25" Brakes	9	29.68	31	5 - 5.50	0.600	2.870	1.565	1.565
YA F900007 [21215]	'76-'77 Bronco LH w/11"X2.25" Brakes	9	27.18	31	5 - 5.50	0.600	2.870	1.565	1.565
YA F900011 [21216]	447-1008R	D3TZ-4235-F	9	29.50	28	5 - 5.50	0.600	2.870	1.375
YA F900012 [21217]	447-1008L	D3TZ-4235-G	9	21.12	28	5 - 5.50	0.600	2.870	1.375
YA F900013 [21218]	447-1009R	D3TZ-4235-H	9	29.31	28	5 - 5.50	0.600	2.870	1.535
YA F900014 [21219]	447-1009L	D3TZ-4235-I	9	26.94	28	5 - 5.50	0.600	2.870	1.565
YA F900015 [21811]	-	9	27.25	28	5 - 5.50	.590	2.87	1.565	1.565
YA F900016 [21812]	-	9	29.62	28	5 - 5.50	.590	2.87	1.565	1.565
YA F975001 [21220]	447-2238	F75Z-4234-MA	9.75	31.81	34	5 - 134 mm	0.586/.606	3.430	1.620
YA F975002 [21221]	447-2239	F75Z-4234-MB	9.75	33.50	34	5 - 134 mm	0.586/.606	3.430	1.620
YA F975003 [21222]	447-2236	F75Z-4234-LA	9.75	31.81	34	5 - 134 mm	0.586/.606	3.430	1.705
YA F975004 [21223]	447-2237	F75Z-4234-LB	9.75	33.50	34	5 - 134 mm	0.586/.606	3.430	1.705
YA F975005 [21224]	447-2484	YL1Z-4234-CA	9.75	31.81	34	5 - 134 mm	0.586/.606	3.430	1.705
YA F975006 [21225]	447-2485	YL1Z-4234-CB	9.75	33.50	34	5 - 134 mm	0.586/.606	3.430	1.705
YA F975011 [21794]	447-0392	-	9.75	33.75	34	6 - 5.310	0.600	3.540	1.705
YA F975012 [21795]	447-0393	-	9.75	35.37	34	6 - 135 mm	0.600	3.540	1.705
YA F975013 [21796]	447-0390	-	9.75	33.75	34	6 - 135 mm	0.600	3.540	1.705
YA F975014 [21797]	447-0391	-	9.75	35.37	34	6 - 135 mm	0.600	3.540	1.705

\* FF = Full-Float    \*\* SF = Semi-Float

## Ford Truck - Rear (Cont.)

Part #	Hollander #	OEM #	Model	Length	Splines	Bolt Pattern	Stud Hole	Brake Pilot	Brg Surface
YA F975015 [21798]	447-490R	AL3Z-4234-A	9.75	36.62	34	6 - 135 mm	0.600	3.540	1.705
YA F975016 [21799]	447-491L	AL3Z-4234-B	9.75	38.25	34	6 - 135 mm	0.600	3.540	1.705
YA F975017 [21800]	447-2989R	CL3Z-4234-A	9.75	36.62	35	6 - 135 mm	0.600	3.540	1.705
YA F975018 [21801]	447-2990L	CL3Z-4234-B	9.75	38.25	35				1.705
YA D46930-3 [21461]	447-2600R	-	D70	39.65	35	8 - 2.80	0.446	N/A	N/A
YA D46930-4 [21462]	447-2600L	-	D70	43.00	35	8 - 2.80	0.446	N/A	N/A
YA F100003 [21488]	447-2922	6L3Z-4234-F	10.25	33.62	35	7 - 4.59	0.600	3.440	1.705
YA F100004 [21489]	447-2923	6L3Z-4234-G	10.25	35.31	35	7 - 4.59	0.600	3.440	1.705
YA F100005 [21490]	447-2386R	F75Z-4234-PA	10.25	31.75	35	7 - 4.59	0.600	3.440	N/A
YA F100007 [21492]	447-2447	F81Z-4234-AA	10.25/10.5	35.00	35	8 - 2.79	0.518	NA	N/A
YA F100008 [21493]	447-2488	F81Z-4234-AB	10.25-10.5	37.19	35	8 - 2.79	0.518	NA	N/A
YA F880010 [21502]	447-2230	F37Z-4234-A	8.8	31.12	31	'93-'96 F150 Lightning, RH		3.540	1.62
YA F880011 [21503]	447-2230	F37Z-4234-B	8.8	30.25	31	'93-'96 F150 Lightning, LH		3.540	1.62
YA F880019 [21200]	447-2089	F37Z-4234-B	7.5/8.8	30.19	28	5 - 4.28	0.580	2.520	1.4
YA F880020 [21201]	-	F37Z-4234-A	8.8	27.31	28	5 - 4.28	0.580	2.520	1.4
YA F880045 [21512]	447-2835R	7L3Z-4234-A	8.8	33.75	31	6 - 5 1/4	0.605	3.540	1.705
YA F880046 [21513]	447-2836L	7L3Z-4234-C	8.8	35.37	31	6 - 5 1/4	0.605	3.540	1.705
YA F880048 [21515]	447-2752L	3L2Z-4234-AB	8.8	30.625	31	'03 & up Explorer Sport Trac			1.62
YA F880049 [21516]	447-2636BR	1L2Z-4K138-CB	8.8	34.1875	31	'03 & up Explorer, RH, w/o Traction Control			1.62
YA F880050 [21517]	447-2637BL	1L2Z-4K139-CB	8.8	32.150	31	'03 & up Explorer, LH, w/o Traction Control			1.62
YA F880052 [21519]	447-2635L	2L2W-4K138-BA	8.8	32.875	31	'03 & up Explorer, LH, w/Traction Control			1.62
YA F975007 [21537]	447-2920R	6L3Z-4234-B	9.75	33.75	34	6 - 4.60	0.610	3.540	1.705
YA F975008 [21538]	447-2921	7L3Z-4234-D	9.75	35.37	34	6 - 4.60	0.610	3.540	1.705
YA F975009 [21539]	447-2244	YC2Z-4234-DA	9.75	32.12	34	'97-'05 E150 Van, RH	5.90	3.44	1.62
YA F975010 [21540]	447-2245	YC2Z-4234-DB	9.75	34.62	34	'97-'05 E150 Van, LH	5.90	3.44	1.62

\* FF = Full-Float \*\* SF = Semi-Float

## Ford Bronco Axle Upgrade Kits

Part #	Model	Splines	Description
YA FBRONCO-1-28 [21226]	9	28	Small Brg (Kit Only)
YA FBRONCO-2-28 [21227]	9	28	'66-'75 w/1-3/4" Brakes (Kit Only w/Tapered Timken Brgs)
YA FBRONCO-3-28 [21544]	9	28	'76-'77 w/2-1/4" Brakes (Kit Only w/Tapered Timken Brgs)
YA FBRONCO-2-31 [21228]	9	31	'66-'75 w/1-3/4" Brakes (Kit Only w/Tapered Timken Brgs)
YA FBRONCO-3-31 [21229]	9	31	'76-'77 w/2-1/4" Brakes (Kit Only w/Tapered Timken Brgs)
YA FBRONCO-4-31 [21230]	9	31	'74-'75 w/2-1/2" Brakes (Kit Only w/Tapered Timken Brgs)
YA FBRONCO-2-35 [21543]	9	35	'66-'75 w/1-3/4" Brakes (Kit Only w/Tapered Timken Brgs)
YA FBRONCO-3-35 [21545]	9	35	'76-'77 w/2-1/4" Brakes (Kit Only w/Tapered Timken Brgs)
YA FBRONCO-4-35 [21547]	9	35	'74-'75 w/2-1/2" Brakes (Kit Only w/Tapered Timken Brgs)

## Yukon Ultimate 88 Axle Kit

Part #	Model	Splines	Description
YA WF88-31-KIT [21704]	'95-'02 Explorer	31	Fits '95-'02 Explorer housing, 5 x 4.5" & 5 x 5.5" bolt patterns
YA WF88-31-LH [21705]	Ultimate 88 Kit	30	Ultimate 88 replacement axle, left hand
YA WF88-31-RH [21706]	Ultimate 88 Kit	30	Ultimate 88 replacement axle, right hand



FORD AXLES

# GM Passenger Car

Part #	Hollander #	Model	Length	Splines	Bolt Pattern	Stud Hole	Brake Pilot	Brg Surface
YA D3-82-1261X [21064]	'86-'92 Corvette	7.50	27.00	N/A	N/A	N/A	N/A	1.45
YA G12398538 [21237]	447-788	12P	29.75	30	5 - 4.75	0.453	2.810	1.400
YA G12398538-33 [21238]	--	12P	29.75	33	--	--	KIT ONLY COMPLETE w/ELIMINATOR BRGS	
YA G12398538-3C [21239]	Custom Application	12P	29.75	33	5 - 4.75	0.453	2.810	1.400
YA G1255800 [21578]	447-789	8.2	28.62	28	5 - 4.75	0.453	2.810	1.400
YA G1255802 [21242]	447-912	8.2 & 8.5	30.25	28	5 - 4.75	0.453	2.810	1.400
YA G1255802-SH [21244]	447-912	8.2 & 8.5	30.25	28	5 - 4.75	0.453	2.780	1.400
YA G1255802-30 [21243]	Custom Application	8.5	30.25	30	5 - 4.75	0.453	2.810	1.400
YA G1255803 [21245]	447-787	8.2 & 8.5	29.50	28	5 - 4.75	0.453	2.810	1.400
YA G1255803-SH [21246]	447-787	8.2 & 8.5	29.50	28	5 - 4.75	0.453	2.780	1.400
YA G22506477 [21261]	447-1137	7.5 & 7.625	30.50	26	5 - 4.75	0.453	2.780	1.400
YA G22515440 [21587]	447-1301	7.5 & 7.625	30.31	26	5 - 4.75	0.484	2.780	1.400
YA G22515441 [21262]	447-1302	7.5 & 7.625	30.31	26	5 - 4.75	0.484	2.780	1.400
YA G25501599 [21426]	447-1205	8.5	30.31	28	5 - 5.00	0.513	3.055	1.400
YA G26014036 [21595]	447-1668	8.5	30.43	28	5 - 4.75	0.431	2.780	1.400
YA G26014037 [21596]	447-1664	8.5	30.37	30	5 - 5.00	0.515	2.780	1.400
YA G26018080 [21278]	447-1858	8.5	30.37	30	5 - 5.00	0.484	3.055	1.400
YA G26019539 [21599]	447-1870	7.5 & 7.625	30.43	26	5 - 5.00	0.484	3.055	1.400
YA G26027588 [21602]	447-1960	7.625	32.12	28	5 - 4.75	0.484	2.780	1.400
YA G26034018 [21279]	447-1776	7.625	30.37	28	5 - 4.75	0.484	2.780	1.400
YA G26043163 [21611]	447-1664	8.5	31.06	28	5 - 5.00	0.484	3.055	1.400
YA G26043164 [21612]	447-2170	8.5	31.06	30	5 - 5.00	0.484	3.055	1.400
YA G26050549 [21280]	--	7.625	28.10	28	5 - 4.75	0.453	2.780	1.400
YA G26059962 [21623]	447-2343	7.625	31.93	28	5 - 4.75	0.484	2.780	1.400
YA G26059972 [21624]	447-2342	7.625	32.12	28	5 - 4.75	0.484	2.780	1.400
YA G26063144 [21626]	447-2047	7.625	31.85	28	5 - 4.75	0.484	2.780	1.400
YA G26063146 [21282]	447-1961	7.625	32.12	28	5 - 4.75	0.484	2.780	1.400
YA G3929165-L [21631]	--	55P	28.87	17	5 - 4.75	0.453	2.810	1.382
YA G3929165-R [21632]	--	55P	30.25	17	5 - 4.75	0.453	2.810	1.382
YA G3969285 [21285]	447-913	12P	30.12	30	5 - 4.75	0.453	2.810	1.400
YA G3969285-3C [21287]	Cust. Application	12P	30.12	33	5 - 4.75	0.453	2.810	1.400
YA G3969285-33 [21286]	--	12P	30.12	33	--	--	KIT ONLY COMPLETE w/ELIMINATOR BRGS	
YA G3985720 [21636]	--	12P	31.37	30	5 - 4.50	0.453	2.810	1.620
YA G551818 [21288]	447-1208	7.5 & 7.625	28.43	26	5 - 4.75	0.484	2.780	1.400
YA G551818-HD [21793]	--	7.5	28.43	26	5 - 4.75	--	2.780	1.400
YA G55PKIT-A [21637]	--	55P	--	17	5 - 4.75	--	2.810	1.382
YA G55PKIT-B [21638]	--	55P	--	17	5 - 4.75	--	2.810	1.382
YA G8.2BOP-L [21289]	--	8.2BOP	29.87	28	5 - 4.75	0.453	2.780	1.382

# GM Truck - Front

Part #	Model	Length	Splines	Location	U/Joint
YA D27902-1X [21050]	D44	18.50	30	Inner	5-760X
YA D27902-2X [21054]	D44	36.25	30	Inner	5-760X
YA D2-82-1221 [21043]	D44	9.94	19	Outer	5-760X
YA D29833-1X [21061]	D44	28.70 overall	30 inner	Assm	5-760X
YA D29833-2X [21062]	D44	46.60 overall	30 inner	Assm	5-760X
YA D29903-1X [21063]	D44	19.10	30	Inner	5-760X
YA D3-82-871 [21065]	D70	12.00	35	Outer	5-733X
YA D40955 [21085]	D60	12.00	30	Outer	5-733X
YA D41677 [21086]	D44	9.94	19	Outer	5-760X
YA D660182-2 [21117]	D60	35.10	35	Inner	5-733X
YA D660182-5 [21119]	D60	17.67	35	Inner	5-733X
YA D660182-6 [21120]	D60	35.10	35	Inner	5-733X
YA D660276-1 [21122]	8.5	35.50	28	Inner	5-760X
YA G12471491 [21562]	8.25	19.60	28	Inner	N/A
YA G12479153 [21566]	9.25	20.50	33	Inner	N/A
YA G26009627 [21590]	LH Stub Axle, 9.25IFS	5.87	33	Inner	CV
YA G26015323 [21597]	8.5	35.46	30	Inner	5-760X
YA G26015324 [21598]	8.5	19.15	30	Inner	5-760X
YA G26031836 [21604]	RH Stub Axle, 9.25IFS	15.00	33	Inner	CV
YA G26034185 [21605]	7.2	14.95	26	Inner	CV
YA G26058813 [21618]	8.25	5.06	28	Inner	N/A
YA G26058832 [21619]	8.25	14.60	28	Inner	N/A
YA G26059716 [21621]	9.25	15.25	33	Outer	N/A

# GM Truck - Front 4340 Chromoly

Part #	Model	Length	Splines	Location	U/Joint
YA W38815 [21355]	8.5	9.94	19	Outer	5-760X
YA W39252 [21365]	8.5	19.15	28	Inner	5-760X
YA W39253 [21366]	8.5	35.46	28	Inner	5-760X
YA W39254 [21367]	8.5	19.15	30	Inner	5-760X
YA W39255 [21368]	8.5	35.46	30	Inner	5-760X
YA W39529 [21372]	D44	36.13	30	Inner	5-760X
YA W46100 [21373]	D60	12.00	35	Outer	5-733X
YA W46105 [21376]	D60	12.00	30	Outer	5-733X
YA W48208 [21380]	D60	17.67	35	Inner	5-733X
YA W48210 [21381]	D60	35.10	35	Inner	5-733X

# GM Truck - Rear

Part #	Hollander #	Model	Length	Splines	Bolt Pattern	Stud Hole	Brake Pilot	Brg Surface
YA D45553-2 [21096]	447-2036	D60,D70,D80	39.00	35	FF 8 - 3.96	N/A	N/A	N/A
YA D45553-3 [21097]	447-2035	D60,D70,D80	36.65	35	FF 8 - 3.96	N/A	N/A	N/A
YA G12471369 [21240]	447-2457	8.6	33.75	30	6 - 5.50	0.600	3.090	1.620
YA G14030355-7.5 [21249]	447-01310	7.5	26.87	26	5 - 4.75	0.484	2.780	1.400
YA G14035355 [21250]	447-1347L	9.5	35.93	33	8 - 6.50	0.600	4.620	1.700
YA G14035368 [21251]	447-1329	7.5 & 7.625	29.06	26	5 - 4.75	0.484	2.780	1.400
YA G14035395 [21252]	447-1276	9.5	32.75	33	8 - 6.50	0.600	4.620	1.700
YA G14035542 [21253]	447-1204	8.5	31.31	28	5 - 5.00	0.513	3.090	1.620
YA G14039547 [21254]	447-1300	8.5	31.50	28	6 - 5.50	0.453	3.560	1.620
YA G14042690 [21255]	447-1085	8.5	33.43	28	5 - 5.00	0.513	3.715	1.620
YA G14071750 [21256]	447-1063	12T	31.43	30	6 - 5.50	0.453	3.560	1.620
YA G14071751 [21257]	447-1062	12T	31.43	30	5 - 5.00	0.530	3.055	1.620
YA G14074821 [21581]	447-1409L	7.5 & 7.625	34.80	26	5 - 5.00	0.513	3.090	1.400
YA G14074822 [21582]	447-1409R	7.5 & 7.625	30.50	26	5 - 5.00	0.513	3.090	1.400
YA G15521892 [21258]	447-1608	8.5	33.25	28	6 - 5.50	0.600	3.055	1.620
YA G15521928 [21425]	447-1610	9.5	33.25	33	SF 6 - 5.5	0.600	3.076	1.700
YA G15522066 [21259]	447-1606	8.5	32.00	28	5 - 5.00	0.453	3.090	1.620
YA G15522070 [21260]	447-1615	9.5	32.00	33	8 - 6.50	0.600	4.620	1.700
YA G15812663 [21586]		9.5	34.02	33				
YA G23199121 [21815]		9.5, 9.76	34.62	33	6 - 5.5			1.620
YA G26004859 [21589]	447-1310	7.5 & 7.625	31.06	26	5 - 4.75	0.484	2.780	1.400
YA G26009534 [21265]	447-1599	7.5 & 7.625	26.87	28	5 - 4.75	0.484	2.780	1.400
YA G26010414 [21266]	447-1652	8.5	31.50	30	6 - 5.50	0.453	3.525	1.620
YA G26010415 [21267]	447-1669	8.5	31.50	30	5 - 5.00	0.513	3.090	1.620
YA G26010416 [21268]	447-1671	8.5	33.00	30	6 - 5.50	0.600	3.055	1.620
YA G26010417 [21269]	447-1670	8.5	32.00	30	5 - 5.00	0.600	3.090	1.620
YA G26011054 [21270]	447-2173	7.625	34.87	28	5 - 5.00	0.513	3.090	1.400
YA G26011055 [21271]	447-1764	7.625	30.50	28	5 - 5.00	0.513	3.090	1.400
YA G26011162 [21592]	447-1771	14T FF*	42.00	30	8 - 3.563	0.513	N/A	N/A
YA G26013313 [21272]	447-1672	8.5 & 12T	33.37	30	5 - 5.00	0.513	3.090	1.620
YA G26013882 [21273]	447-1651	7.625	29.00	28	5 - 4.75	0.484	2.780	1.400
YA G26015257 [21274]	447-2173	7.625	34.87	28	5 - 5.00	0.513	3.090	1.400
YA G26015258 [21275]	447-1764	7.625	30.50	28	5 - 5.00	0.513	3.090	1.400
YA G26015260 [21276]	447-1861	7.625	29.12	28	5 - 4.75	0.484	2.780	1.400
YA G26016760 [21277]	-	7.5 & 7.625	31.00	28	5 - 4.75	0.484	2.780	1.400
YA G26020040 [21601]	447-1974	14T FF*	36.63	30	FF 8 - 3.563	0.530	N/A	N/A
YA G26042818 [21608]	447-2172	8.5	33.40	30	5 - 5.00	0.600	3.100	1.620
YA G3893606 [21629]	-	12T	30.75	30	5 - 5.00	0.453	3.055	1.620
YA GM14T-30-35 [21639]	Cut-to-length	14T/11.5	30.50 - 35.0	30	8 - 3.563	N/A	N/A	N/A
YA GM14T-30-42 [21641]	Cut-to-length	14T/11.5	38.2 - 42.2	30	8 - 3.563	N/A	N/A	N/A
YA GM14T-38-35 [21642]	Cut-to-length	14T/11.5	30.50 - 35.0	38	8 - 3.563	N/A	N/A	N/A
YA GM14T-38-38 [21643]	Cut-to-length	14T/11.5	34.8 - 38.8	38	8 - 3.563	N/A	N/A	N/A
YA GM14T-38-42 [21644]	Cut-to-length	14T/11.5	38.2 - 42.2	38	8 - 3.563	N/A	N/A	N/A
YA G3893605 [21284]	447-780	12T	30.75	30	6 - 5.50	0.453	3.055	1.620
YA G3977383 [21633]	447-1775	14T FF*	31.68	30	8 - 3.50	0.530	N/A	N/A
YA G3977384 [21634]	447-1774	14T FF*	37.56	30	8 - 3.50	0.530	N/A	N/A
YA G12471486 [21561]	447-2595	11.5	35.94	30	8 - 2.52	0.540	N/A	N/A
YA G12479016 [21564]	447-2646	8.0	33.25	28	6 - 4.33	0.480	3.090	1.620
YA G12479017 [21565]	447-2645	8.0	31.41	28	6 - 4.32	0.480	3.080	1.620
YA G12479160 [21567]	447-2653L	8.6	33.06	30	6 - 4.32	0.480	3.090	1.620
YA G12479161 [21568]	447-2652R	8.6	31.56	30	6 - 4.32	0.480	3.090	1.620

\* FF = Full-Float    \*\* SF = Semi-Float

**GM AXLES**



Continued on next page

## GM Truck - Rear (Cont.)

Part #	Hollander #	Model	Length	Splines	Bolt Pattern	Stud Hole	Brake Pilot	Brg Surface
YA G12479175 [21569]	447-2756	8.6	34.50	30	6 - 4.76	0.600	3.090	1.620
YA G12479210 [21570]	447-2823L	7.625	35.50	28	6 - 4.76	0.600	3.090	1.620
YA G12479211 [21571]	447-2822R	7.625	31.00	28	6 - 4.76	0.600	3.080	1.620
YA G12479214 [21572]	447-2753	9.5	34.75	33	8 - 4.60	0.600	4.620	1.700
YA G12479285 [21573]	447-2755	8.6	33.56	30	6 - 4.77	0.600	3.086	1.620
YA G12479336 [21574]	447-2858R	8	29.80	28	6 - 4.76	0.480	3.970	1.620
YA G12479337 [21575]	447-2859L	8	30.75	28	6 - 4.76	0.480	3.970	1.620
YA G12479338 [21576]	447-2905R	8	28.62	28	6 - 4.76	0.470	3.970	1.620
YA G12479339 [21577]	447-2906L	8	30.75	28	6 - 4.76	0.480	3.970	1.620
YA G15286380 [21583]	447-0190	8.6	34.25	30	6 - 4.76	0.600	3.090	1.620
YA G15812663 [21586]	-	9.5	34.02	33	6 - 4.76	0.600	3.092	1.618
YA G26042927 [21610]	447-2372	14 Bolt	41.94	30	8 - 3.563	0.530	N/A	N/A
YA G26058547 [21281]	447-2347	8.5	30.93	30	5 - 4.75	0.484	2.780	1.620
YA G26050549 [21280]	447-2261	7.625	28.81	28	5 - 4.75	0.480	2.780	1.400
YA G26058079 [21616]	447-2414	8.5	28.81	30	5 - 4.75	0.480	2.780	1.390
YA G26058696 [21617]	447-2316	7.625	26.37	28	5 - 4.75	0.470	2.780	1.390
YA G26058925 [21620]	447-2498	8.5	26.50	30	5 - 4.75	0.470	2.780	1.390
YA G26060414 [21625]	447-2458	9.5	33.31	33	8 - 4.60	0.600	4.620	1.700
YA IRODE0 [21298]	447-58899	7.625	28.25	28	6 - 5.50	0.484	3.055	1.400
YA WGM14T-30-35 [21716]	Cut-to-length	14T	31-35	30	8 - 3.563	0.600	N/A	N/A
YA WGM14T-30-38 [21717]	Cut-to-length	14T/11.5	34.8-38.8	30	8 - 3.563	0.600	N/A	N/A
YA WGM14T-30-42 [21718]	Cut-to-length	14T/11.5	38.2-42.2	30	8 - 3.563	0.600	N/A	N/A
YA WGM14T-38-35 [21719]	Cut-to-length	14T	31-35	38	8 - 3.563	0.600	N/A	N/A
YA WGM14T-38-38 [21720]	Cut-to-length	14T/11.5	34.8-38.8	38	8 - 3.563	0.600	N/A	N/A
YA WGM14T-38-42 [21721]	Cut-to-length	14T/11.5	38.2-42.2	38	8 - 3.563	0.600	N/A	N/A

\* FF = Full-Float    \*\* SF = Semi-Float

## Jeep - Front

Part #	Model	Length	Splines	Location	U/Joint
YA C5083666 [21030]	D44	38.10	27 / 30 inner	Assm	5-760X
YA C5083667 [21031]	D44	22.21	27 / 30	Assm	5-760X
YA C68004080AA [21454]	D30-JK	41.00	27	Inner	5-760X
YA C68004081AA [21455]	D30-JK	25.25	27	Inner	5-760X
YA C68017180AB [21456]	D44-JK	26.00	32	Inner	5004891
YA C68017183AB [21457]	D44-JK	39.87	32	Inner	5004891
YA D27902-19X [21049]	D44	14.61	30	Inner	5-760X
YA D27902-21X [21051]	D44	16.50	30	Inner	5-760X
YA D36617 [21077]	D30	8.72	27	Stub	5-760X
YA D36859 [21078]	D30	8.72	27	Stub	5-760X
YA D40611 [21084]	D30	6.11	27	Stub	5-760X
YA D43205 [21087]	D30	6.11	27	Stub	5-760X
YA D51737-3 [21105]	D30	41.10 overall	27 / 27	Assm	CV
YA D51737-4 [21106]	D30	23.24 overall	27 / 27	Assm	CV
YA D73918-2X [21143]	D30	38.52 overall	27 inner	Assm	CV
YA D73898-1X [21141]	D30	16.57	27 / 15	Inner	5-760X
YA D75527-1 [21475]	D30	15.80	27	Inner	5-760X
YA D75588-1X [21158]	D30	21.91 overall	27 / 15	Assm	5-760X
YA D75814-1X [21163]	D30	22.7 overall	27 / 27	Assm	5-760X
YA D75814-2X [21164]	D30	38.5 overall	27 / 27	Assm	5-760X
YA D75815-1X [21165]	D30	22.7 overall	27 / 27	Assm	5-760X
YA D75815-2X [21166]	D30	38.50	27 / 27	Assm	5-760X
YA D84394-1 [21482]	D44	31.84	30	Inner	5-760X
YA D84394-2 [21483]	D44	16.96	30	Inner	5-760X

### Yukon Rear Axle Kit



# Jeep - Front 4340 Chromoly

Part #	Model	Length	Splines	Location	U/Joint
YA W37774 [21341]	D30	8.31"	27	Outer	5-760X
YA W38248 [21344]	D30	8.72"	30	Outer	5-760X
YA W38098 [21420]	D30	8.31"	27	Outer	5-260X
YA W38789 [21345]	D30	27.01"	27	Inner	5-760X
YA W38790 [21346]	D44	32.91"	30	Inner	5-760X
YA W38803 [21347]	D30	14.14"	27	Inner	5-760X
YA W38804 [21348]	D30	28.69"	27	Inner	5-760X
YA W38805 [21349]	D30	15.82"	27	Inner	5-760X
YA W38808 [21352]	D44	14.78"	30	Inner	5-760X
YA W38811 [21667]	D30	16.60"	30	Inner	5-760X
YA W38812 [21668]	D30	32.28"	30	Inner	5-760X
YA W38821 [21358]	D30	16.63"	27	Inner	5-760X
YA W38823 [21675]	D44	16.50"	30	Inner	5-760X
YA W38824 [21676]	D44	35.25"	30	Inner	5-760X
YA W38826 [21678]	D30-JK	34.50"	27	Inner	5-760X
YA W38827 [21679]	D30-JK	18.80"	27	Inner	5-760X
YA W38828 [21680]	D44-JK	19.80"	30	Inner	5004891
YA W38829 [21681]	D44-JK	33.60"	30	Inner	5004891
YA W38831 [21785]	D30	34.50"	27	Inner	5-7166X
YA W38832 [21786]	D30	18.80"	27	Inner	5-7166X
YA W38834 [21831]	D44-JK front	19.11"	30	Inner	5-7166X
YA W38835 [21832]	D44-JK front (w/aftermarket locker only)	34.19"	30	Inner	5-7166X
YA W38836 [21896]	D30-JK (w/aftermarket locker only)	18.8"	30	Inner	5-7166X
YA W38837 [21895]	D30-JK (w/aftermarket locker only)	34.5"	30	Inner	5-7166X
YA W38838 [21894]	D44-JK		35	Inner	
YA W38839 [21893]	D44-JK		35	Inner	
YA W38840 [21903]	D44-JL Rubicon	21.3"	32	Inner	5-7166X
YA W38841 [21904]	D44-JL Rubicon	34.7"	32	Inner	5-7166X
YA W38842 [21911]	D30-JL	19.3"	30	Inner	5-7166X
YA W38843 [21912]	D30-JL	35.10"	27	Inner	5-7166X
YA W38875 [21359]	D30	32.36"	27	Inner	5-760X
YA W39105 [21360]	D44 & D30	8.72"	27	Outer	5-760X
YA W39125 [21361]	D30	6.11"	27	Outer	5-760X
YA W39126 [21683]	D30-JK	6.30"	32	Outer	5-760X
YA W39127 [21684]	D44-JK	6.30"	32	Outer	5004891
YA W39130 [21905]	D30 & D44 JL	6.30"	32	Outer	5-7166X
YA W39339 [21369]	D44	33.19"	30	Inner	5-760X
YA W39459 [21369]	D44	15.80"	30	Inner	5-760X
YA W39461 [21371]	D44	32.12"	30	Inner	5-760X
YA W39601 [21418]	D44	16.96"	30	Inner	5-760X
YA W39602 [21419]	D44	31.84"	30	Inner	5-760X



**JEEP AXLES**

# AXLE KITS

## Jeep - Rear OEM Replacements

Part #	Hollander #	Model	Length	Splines	Bolt Pattern	Stud Hole	Brake Pilot	Brg Surface
YA C5083676 [21437]	447-02717	D44	29.75	30	5 - 4.5	N/A	N/A	N/A
YA C5083677 [21438]	447-02718	D44	29.21	30	5 - 4.5	N/A	N/A	N/A
YA C5033676 [21437]	447-2717	D44	29.75	30	5 - 4 1/2	0.590	2.820	1.550
YA C5033676 [21437]	447-2718	D44	29.25	30	5 - 4 1/2	0.590	2.820	1.550
YA C52070350 [21038]	447-2629	8.25	30.85	29	5 - 4.50	0.652	2.827	1.620
YA C52098902 [21039]	-	8.25	29.72	29	5 - 4.50 & 5 - 5.50	0.597	2.827	1.620
YA C68003272AA [21449]	447-00268	D44	32.00	30	JK, Non-Rubicon, LH & RH	-	-	-
YA C68003533AA [21450]	447-0268	M35	32.94	27	5 - 5.00	0.650	2.820	1.550
YA C68003534AA [21451]	447-0266R	M35	30.87	27	5 - 5.00	0.650	2.820	1.550
YA C68003557AA [21452]	447-00266R	D44	32.62	32	5 - 5.00	0.650	2.820	1.550
YA C68003558AA [21453]	447-00267L	D44	31.25	32	5 - 5.00	0.650	2.820	1.550
YA D44JKNON [21770]	447-268	D44-JK	32.00	30	5 - 5.00	0.600	2.820	1.550
YA D44JKRUB-L [21771]	447-0266R	D44-JK	31.25	32	5 - 5.00	0.600	2.820	1.550
YA D44JKRUB-R [21772]	447-0267	D44-JK	32.62	32	5 - 5.00	0.600	2.820	1.550
YA D72912-1X [21134]	447-1799R	M35	29.00	27	5 - 4.50	0.600	2.840	1.360
YA D72912-2X [21135]	447-1799L	M35	30.50	27	5 - 4.50	0.660	2.840	1.360
YA D73879-1X [21139]	447-1797BR	M35	29.25	27	5 - 4.50	0.600	2.828	1.400
YA D73879-2X [21140]	447-1797BR	M35	30.68	27	5 - 4.50	0.600	2.828	1.400
YA D74356-1X [21144]	447-2204R	M35	29.25	27	5 - 4.50	0.600	2.828	1.400
YA D74356-2X [21145]	447-2204L	M35	30.68	27	5 - 4.50	0.600	2.828	1.400
YA D74789-1X [21150]	447-2081R	M35	29.25	27	5 - 4.50	0.600	2.828	1.400
YA D74789-2X [21151]	447-2081L	M35	30.68	27	5 - 4.50	0.600	2.828	1.400
YA D74871-1X [21152]	447-2232R	D44HD	29.37	30	5 - 4.50	0.600	2.828	1.400
YA D74871-2X [21152]	447-2232L	D44HD	30.37	30	5 - 4.50	0.600	2.828	1.400
YA D75786-1X [21161]	447-2416R	D44	29.75	30	5 - 4.50	0.600	2.828	1.560
YA D75786-2X [21162]	447-2416L	D44	29.25	30	5 - 4.50	0.600	2.828	1.560
YA D76454-1X [21167]	447-2463	D44-SUPER	29.25	30	5 - 5.00	0.600	2.828	1.380
YA D76454-2X [21168]	447-2464	D44-SUPER	32.25	30	5 - 5.00	0.600	2.828	1.380
YA D76454-3X [21169]	447-2465	D44-SUPER	30.25	30	5 - 5.00	0.600	2.828	1.380
YA D76454-4X [21170]	447-2466	D44-SUPER	31.75	30	5 - 5.00	0.600	2.828	1.380
YA D76467-3X [21171]	447-2461	M35	30.93	27	5 - 5.00	0.600	2.828	1.380
YA D76467-4X [21172]	447-2462	M35	31.74	27	5 - 5.00	0.600	2.828	1.400
YA M20-8127070 [21646]	-	M20	26.25	29	separate hub	N/A	N/A	1.377
YA M20-8127071 [21647]	-	M20	29.37	29	separate hub	N/A	N/A	1.377
YA M20-8133730 [21648]	-	M20	HUB	HUB	5 - 5.50	0.600	4.160	N/A
YA M20-8133885 [21649]	-	M20	28.62	29	separate hub	N/A	N/A	1.377
YA M20-8133886 [21650]	-	M20	31.62	29	separate hub	N/A	N/A	1.377
YA M35B-27-LH-E [21651]	447-1799L	M35	30.50	27	5 - 4.50	0.600	2.828	1.380
YA M35B-27-RH-E [21653]	447-1799R	M35	29.00	27	5 - 4.50	0.600	2.828	1.380
YA M35C-27-L [21303]	-	M35	30.69	27	5 - 4.50	0.600	2.828	1.400
YA M35C-27-R [21305]	-	M35	29.25	27	5 - 4.50	0.600	2.828	1.400
YA M35B-27-LH-L [21652]	447-2462	M35	31.74	27	5 - 4.50	0.600	2.828	1.380
YA M35B-27-RH-L [21654]	447-2461	M35	30.25	27	5 - 4.50	0.600	2.828	1.380
YA M35B-30-LH-E [21301]	-	M35	30.50	30	5 - 4.50	0.600	2.828	1.400
YA M35B-30-RH-E [21302]	-	M35	29.00	30	5 - 4.50	0.600	2.828	1.400

## Jeep - Rear 4340 Heavy Duty

Part #	Hollander #	Model	Length	Splines	Bolt Pattern	Stud Hole	Brake Pilot	Brg Surface
YA M35B-30-L [21307]	-	M35	29.00"	30	5 - 4.50	0.600	2.840	1.380
YA M35B-30-R [21308]	-	M35	30.50"	30	5 - 4.50	0.600	2.840	1.380
YA M35C-30-L [21307]	-	M35	30.68"	30	5 - 4.50	0.600	2.828	1.400
YA M35C-30-R [21308]	-	M35	29.25"	30	5 - 4.50	0.600	2.828	1.400
YA WM35C-27-L-HD [21304]	-	M35	30.68"	27	5 - 4.5 & 5 - 5.5"	Screw in 1/2-20	2.828	1.400
YA WM35C-27-R-HD [21306]	-	M35	29.25"	27	5 - 4.5 & 5 - 5.5"	Screw in 1/2-20	2.828	1.400
YA WM35C-30-L-HD [21722]	-	M35	30.68"	30	5 - 4.5 & 5 - 5.5"	Screw in 1/2-20	2.828	1.400
YA WM35C-30-R-HD [21723]	-	M35	29.25"	30	5 - 4.5 & 5 - 5.5"	Screw in 1/2-20	2.828	1.400
YA WD44-30-32.0 [21703]	-	D44	26" to 32" Cut To Fit	30	5 - 4.5, 5 - 5.0, 5 - 5.50	0.60, 0.64, 0.60	2.827	1.560
YA WD44-32-31.2 [21808]	-	D44	31.25"	32				
YA WD44-32-32.6 [21809]	-	D44	32.62"	32				
YA WD44-35-32.0 [21750]	-	D44	22.00" to 31.75"	35	5 - 4.5, 5 - 5.0, 5 - 5.50	0.600, 0.640, 0.600	2.827	1.560
YA WD44JKNON-K [21830]	Inclds brg, seal, studs	D44	32"	30	5 - 5.0	0.600	2.820	1.550
YA WD44JKRUB-L-K [21826]	Inclds brg, seal, studs	D44	31.25"	32	5 - 5.0	0.600	2.820	1.550
YA WD44JKRUB-RTK [21827]	Inclds brg, seal, studs	D44	32.6"	32	5 - 5.0	0.600	2.820	1.550
YA WD35JL-29-32.3 [21915]		D35-JL	32.3"	29				
YA WD44JL-32-32.2 [21901]		D44-JL	32.2"	32				
YA WD44JL-32-33.9 [21902]		D44-JL	33.9"	32				
YA WD44JLRUB-L-K [21907]		D44-JL	32.2"	32				
YA WD44JLRUB-R-K [21908]		D44-JL	33.9"	32				



# Yukon Ultimate 35 Axle Kits

Part #	Model	Splines	Description
YA M35W-1-30-D [21309]	'87-'90 Wrangler & Cherokee	30	Bolt in axle kit w/Detroit Locker
YA M35W-1-30-ZIP [21655]	'87-'90 Wrangler & Cherokee	30	Bolt in axle kit w/Yukon Zip Locker
YA M35W-2-30-ZIP [21657]	'90-'02 Wrangler & Cherokee	30	C/Clip axle kit w/Yukon Zip Locker

# Model 20 One Piece HD Axle Kits

Part #	Model	Splines	Description
YCJL [21391]	M20	29	83-86 CJ 5, CJ 7 & CJ 8
YCJQ [21392]	M20	29	Quadratrack
YCJS [21393]	M20	29	'76-83 CJ-5, '76-81 CJ-7

# Chromoly 4340 Front Axle Kits

Part #	Description	U/Joint
YA TNOBIRF-A [21317]	Toyota 8 30 spl Kit Only Complete w/Spindles & U/Joint s	5-760X
YA TNOBIRF-A-SJ [21318]	Toyota 8 30 spl Kit Only Complete w/Spindles & Super Joints	5-760X
YA W24106 [21319]	D30 27spl 4340 Front Axle Kit, w/297X, '72-'81 CJ Jeep	5-760X
YA W24108 [21320]	D30 27spl 4340 Front Axle Kit, w/Super-Joint, '72-'81 CJ Jeep	5-760X
YA W24110 [21321]	D30 27spl 4340 Front Axle Kit, w/297X, '84-'90 XJ, '97 & up T.J. 87&Up Wrangler	5-760X
YA W24112 [21322]	D30 27spl 4340 Front Axle Kit, w/Super-Joint, '84-'90 XJ, '97 & up T.J. 87&Up Wrangler, Not for daily driven vehicles	5-760X
YA W24114 [21323]	D30 27spl 4340 Front Axle Kit, w/297X, '82-'86 CJ Jeep	5-760X
YA W24116 [21324]	D30 27spl 4340 Front Axle Kit, w/Super-Joint, '82-'86 CJ Jeep	5-760X
YA W24118 [21325]	GM 8.5" 28spl 4340 Front Axle Kit, w/297X, '79-'87 1/2 Ton Trk & Blazer	5-760X
YA W24120 [21326]	GM 8.5" 28spl 4340 Front Axle Kit, w/Super-Joint, 79-87 1/2 Ton Trk & Blazer	5-760X
YA W24122 [21327]	GM 8.5" 30spl 4340 Front Axle Kit, w/297X, '79 & up 1/2 Ton Trk & Blazer	5-760X
YA W24124 [21328]	GM 8.5" 30spl 4340 Front Axle Kit, w/Super-Joint, 79 & up 1/2 Ton Trk & Blazer	5-760X
YA W24126 [21329]	D44 27/30spl 4340 Front Axle Kit, w/297X, '71-'80 Scout	5-760X
YA W24128 [21330]	D44 27/30spl 4340 Front Axle Kit, w/Super-Joint, 71-80 Scout	5-760X
YA W24130 [21331]	D44 19/30spl 4340 Front Axle Kit, w/297X, '71-'77 Bronco	5-760X
YA W24132 [21332]	D44 19/30spl 4340 Front Axle Kit, w/Super-Joint, '71-'77 Bronco	5-760X
YA W24134 [21333]	D44 19/30spl 4340 Front Axle Kit, w/297X, Bronco & F150	5-760X
YA W24136 [21334]	D44 19/30spl 4340 Front Axle Kit, w/Super-Joint, Bronco & F150	5-760X
YA W24138 [21335]	D44 19/30spl 4340 Front Axle Kit, w/297X, '80-'84 Wagoneer	5-760X
YA W24140 [21336]	D44 19/30spl 4340 Front Axle Kit, w/Super-Joint, '80-'84 Wagoneer	5-760X
YA W24142 [21337]	D44 19/30spl 4340 Front Axle Kit, w/297X, '74-'79 Wagoneer, Drum Brake	5-760X
YA W24144 [21338]	D44 19/30spl 4340 Front Axle Kit, w/Super-Joint, '74-'79 Wagoneer, Drum Brake	5-760X
YA W24146 [21339]	D44 19/30spl 4340 Front Axle Kit, w/297X, '74-'79 Wagoneer, Disc Brake	5-760X
YA W24148 [21340]	D44 19/30spl 4340 Front Axle Kit, w/Super-Joint, '74-'79 Wagoneer, Disc Brake	5-760X
YA W24150 [21413]	D44 19/30spl 4340 Front Axle Kit, w/297X, '69-'80 GM Trk & Blazer	5-760X
YA W24152 [21414]	D44 19/30spl 4340 Front Axle Kit, w/Super-Joint, '69-'80 GM Trk & Blazer	5-760X
YA W24154 [21662]	D44 27/30spl 4340 Front Axle Kit, w/297X, T.J. Rubicon	5-760X
YA W24156 [21663]	D44 27/30spl 4340 Front Axle Kit, w/Super-Joint, T.J. Rubicon, Not for daily driven vehicles	5-760X
YA W24160 [21664]	D30 30spl 4340 Front Axle Kit, w/297X, T.J./YJ/XJ/ZJ	5-760X
YA W24160-YGL [21757]	D30 30spl 4340 Front Axle Kit, w/297X, T.J./YJ/XJ/ZJ, includes Grizzly Locker	5-760X
YA W24160-YZL [21806]	D30 30spl 4340 Front Axle Kit, w/297X, T.J./YJ/XJ/ZJ, includes Zip Locker	5-760X
YA W24162 [21665]	D30 30spl 4340 Front Axle Kit, w/Super Joints, T.J./YJ/XJ/ZJ, Not for daily driven vehicles	5-760X
YA W24162-YGL [21758]	D30 30spl 4340 Front Axle Kit, w/Super Joints, T.J./YJ/XJ/ZJ, includes Grizzly Locker, Not for daily driven vehicles	5-760X
YA W24162-YZL [21807]	D30 30spl 4340 Front Axle Kit, w/Super Joints, T.J./YJ/XJ/ZJ, includes Zip Locker, Not for daily driven vehicles	5-760X
YA W24164 [21744]	D30 27spl 4340 Front Axle Kit, w/297X, '07-'12 JK	5-760X
YA W24166 [21745]	D30 27spl 4340 Front Axle Kit, w/Super Joints, '07-'12 JK, Not for daily driven vehicles	5-760X
YA W24168 [21773]	D44 JK Rubicon 4340 Front Axle Kit w/7166X	
YA W24170 [21822]	D30 JK non-Rubicon 4340 Front Axle Kit w/7166X	
YA W24172 [21906]	D44 JL Rubicon 4340 Front Axle Kit FAD DELETE w/ 7166X	
YA W24174 [21913]	D30 JL 27spl 4340 Front Axle Kit FAD DELETE w/ 7166X	
YA W25000 [21779]	Chrysler 9.25 '03-'08 Front Axle Kit w/925X	
YA W25002 [21823]	Chrysler 9.25 '10-'13 Front Axle Kit w/926X	
YA W26002 [21396]	D60 '77-'91 GM 35spl 4340 Front Axle Kit w/733X	5-733X
YA W26004 [21397]	D60 '77-'91 GM 35spl 4340 Front Axle Kit w/Super-Joint	5-733X
YA W26006 [21394]	D60 '77-'91 GM 30/35spl 4340 Front Axle Kit w/733X	5-733X
YA W26008 [21395]	D60 '77-'91 GM 30/35spl 4340 Front Axle Kit w/Super-Joint	5-733X
YA W26010 [21398]	D60 '78-'79 Ford SNO FIGHTER 35spl 4340 Front Axle Kit	5-733X
YA W26012 [21399]	D60 '78-'79 Ford SNO FIGHTER 35spl 4340 Front Axle Kit w/Super-Joint	5-733X
YA W26014 [21400]	D60 '85-'88 Ford 35spl 4340 Front Axle Kit w/733X	5-733X
YA W26016 [21401]	D60 '85-'88 Ford 35spl 4340 Front Axle Kit w/Super-Joint	5-733X
YA W26018 [21402]	D60 '88-'98 Ford 35spl 4340 Front Axle Kit w/733X	5-733X
YA W26020 [21403]	D60 '88-'98 Ford 35spl 4340 Front Axle Kit w/Super-Joint	5-733X
YA W26022 [21404]	D60 '79-'93 Dodge 30/35spl 4340 Front Axle Kit w/733X	5-733X
YA W26024 [21405]	D60 '79-'93 Dodge 30/35spl 4340 Front Axle Kit w/Super-Joint	5-733X
YA W26026 [21406]	D60 '79-'93 Dodge 35spl 4340 Front Axle Kit w/733X	5-733X
YA W26028 [21407]	D60 '79-'93 Dodge 35spl 4340 Front Axle Kit w/Super-Joint	5-733X
YA W26030 [21761]	'94-'99 D60 Dodge CAD delete kit, 30spl, 2500/3500	5-733X
YA W26032 [21762]	'94-'99 D60 Dodge CAD delete kit, 35spl, 2500/3500	5-733X
YA W24168 [21773]	D44 JK Rubicon Front Axle Kit, w/ 7166	5-7166X
YA W39147-KIT [21364]	D30 Disconnect Block Off Plate & Seal Kit, 27 spline	-
YA W39147-KIT-30 [21429]	D30 Disconnect Block Off Plate & Seal Kit, 30 spline	-

AXLE KITS



## Blank - Not Splined Front Axles (unfinished)

Part #	Model	Length	Description
YA W51553-1541S [21385]	D44 & D30	22.00	Blank 760X Frnt Inner Axle (Not Splined) 1541H Alloy
YA W61554-4340L [21387]	D44 & D30	36.25	Blank 760X Frnt Inner Axle (Not Splined) 4340 Alloy
YA W81556-4340L [21389]	D60	38.00	Blank 760X Frnt Inner Axle (Not Splined) 4340 Alloy
YA W81556-4340X [21390]	D44	42.00	Blank 760X Frnt Inner Axle (Not Splined) 4340 Alloy

## Blank - Not Splined Rear Axles (unfinished)

Part #	Type	Length	Description
YA BFF30-40 [21002]	Full Float	40.00"	D60, 30 spline, 8 - 4.00" pattern
YA BFF30-40-ND [21003]	Full Float	40.00"	D60, 30 spline, not drilled
YA BFF35-40 [21004]	Full Float	40.00"	D60/D70/D80, 35 spline, 8 - 4.00" pattern
YA BFF35-40-ND [21005]	Full Float	40.00"	D60/D70/D80, 35 spline, not drilled
YA BSF1-9/16-40 [21430]	Bolt-in	35.50"	Ford 9", for 40 spline applications
YA BSF10-12-1620 [21007]	C/Clip	34.44"	1.340" diameter, 31 spline max, 1.620" bearing journal, 3.560" brake pilot
YA BSF10-1400 [21006]	C/Clip	33.42"	1.210" diameter, 28 spline max, 1.400" bearing journal, 2.815" brake pilot
YA BSF2-1/16-31 [21010]	Bolt-in	33.92"	31 spline max, 1.533" bearing journal
YA BSF2-1/2-31 [21011]	Bolt-in	33.92"	31 spline max, 1.564" bearing journal, Chrysler 8.75"
YA BSF2-1/4-31 [21012]	Bolt-in	33.92"	31 spline max, 1.564" bearing journal
YA BSF2-1/4-35 [21013]	Bolt-in	33.92"	35 spline max, 1.564" bearing journal
YA BSF2-1/8-28 [21014]	Bolt-in	33.00"	28 spline max, 1.380" bearing journal
YA BSF2-3/8-27 [21752]	Bolt-in	22.25"	28 spline max, 1.380" bearing journal

## Misc. Front & Rear Axles

Part #	Hollander # OEM #	Model	Length	Splines	Bolt Pattern	Type
YA D2005994-1 [21833]		M226	34.03	32		
YA D27902-19X [21049]	N/A -	D44	14.61	30	N/A	Inner
YA FF30-33.5 [21548]	N/A -	D60	31 to 33.5 Cut To Fit	30	8 - 3.96	Full-Float
YA FF30-36.5 [21231]	N/A -	D60	34 to 36.5 Cut To Fit	30	8 - 3.96	Full-Float
YA FF30-39.5 [21549]	N/A -	D60	37 to 39.5 Cut To Fit	30	8 - 3.96	Full-Float
YA FF35-33.5 [21232]	N/A -	D60,D70,D80	31 to 33.5 Cut To Fit	35	8 - 3.96	Full-Float
YA FF35-36.5 [21233]	N/A -	D60,D70,D80	34 to 36.5 Cut To Fit	35	8 - 3.96	Full-Float
YA FF35-39.5 [21234]	N/A -	D60,D70,D80	37 to 39.5 Cut To Fit	35	8 - 3.96	Full-Float
YA FF35-43.5 [21550]	N/A -	D60,D70,D80	40 to 43.5 Cut To Fit	35	8 - 3.96	Full-Float
YA FF37-36.5 [21551]	N/A -	D80	34 to 36.5 Cut To Fit	37	8 - 3.96	Full-Float
YA FF37-39.5 [21552]	N/A -	D80	35.5 to 39.5 Cut To Fit	37	8 - 3.96	Full-Float
YA FF37-43.5 [21553]	N/A -	D80	39.5 to 43.5 Cut To Fit	37	8 - 3.96	Bolt-in
YA T35140 [21658]	N/A -	T8	26.75	30	6 - 5.50	Bolt-in
YA T35310 [21659]	N/A -	T8 & TV6	28.50	30	-	Bolt-in
YA T35340 [21739]	-	T100/4Runner	29.25	30	6 - 5.50	Front Intermediate
YA T35350 [21660]	N/A -	TV6	29.25	30	-	
YA T4133734020 [21661]	N/A -	SD223AD	-	-	-	Full-Float
YA TD60-35-KIT [21316]	6X4.5 bolt pattern 35 spline "Conversion Axles to convert a D60 to 6 lug using Toyota bearings and brakes, to be used with Toyota housing ends part # YAHE-TD60"					
YA TD60-35 [21658]	Replacement axle for YA TD60-35-KIT					
YA WT8-30-29.0-SH [21755]	N/A -	T8 & TV6	26.62 to 29.26 Cut To Fit	30	6 - 5.50	Full-Float
YA WFF30-33.5 [21707]	N/A -	D60	31 to 33.5 Cut To Fit	30	8 - 3.96	Full-Float
YA WFF30-36.5 [21708]	N/A -	D60	34 to 36.5 Cut To Fit	30	8 - 3.96	Full-Float
YA WFF35-33.5 [21709]	N/A -	D60,D70,D80	31 to 33.5 Cut To Fit	35	8 - 3.96	Full-Float
YA WFF35-36.5 [21710]	N/A -	D60,D70,D80	34 to 36.5 Cut To Fit	35	8 - 3.96	Full-Float
YA WFF35-39.5 [21711]	N/A -	D60,D70,D80	35.5 to 39.5 Cut To Fit	35	8 - 3.96	Full-Float
YA WFF35-43.5 [21712]	N/A -	D60,D70,D80	39.5 to 43.5 Cut To Fit	35	8 x 3.96	Bolt-in
YA WFF37-36.5 [21713]	N/A -	D80	34 to 36.5 Cut To Fit	37	8 x 3.96	Full-Float
YA WFF37-39.5 [21714]	N/A -	D80	35.5 to 39.5 Cut To Fit	37	8 - 3.96	Full-Float
YA WFF37-43.5 [21715]	N/A -	D80	39.5 to 43.5 Cut To Fit	37	8 - 3.96	Full-Float
YA WT8-30-29.0 [21724]	N/A -	T8 & TV6	26.62 to 29.26 Cut To Fit	30	6 - 5.50	Full-Float



**Yukon Rear Axles**

# U/Joint

Part #	Description
YUJ1153 [42001]	1350 to Mechanics 3R conversion u/joint
YUJ1203 [42002]	1330 u/joint, w/ zerk
YUJ1310 [42003]	1310 Lifetime u/joint, w/o zerk
YUJ1330 [42004]	1330 Lifetime u/joint, w/o zerk
YUJ134 [42005]	1310 to 1330 conversion u/joint, w/ zerk
YUJ1435 [42006]	1350 to 1410 conversion u/joint, w/o zerk
YUJ1510 [42007]	Driveline u/joint, '79-'04 Toyota truck, '91-'98 Landcruiser w/ zerk
YUJ153 [42008]	1310 axle u/joint, outside snap rings
YUJ160 [42009]	1410 Driveline u/joint, w/ zerk
YUJ178 [42010]	1350 u/joint, w/ zerk
YUJ260 [42011]	Small 260 axle joint, w/o zerk
YUJ3022 [42012]	1310 to Mechanics 3R conversion u/joint,w/ zerk
YUJ3147 [42013]	Mechanics 3R u/joint, w/zerk
YUJ7166 [42014]	Axle u/joint, JK Rubicon Front
YUJ733 [42015]	1480 u/joint, w/ zerk
YUJ7438 [42016]	1330 u/joint, (2) 1-1/8" caps & (2) 1-1/16" caps
YUJ760 [42017]	1310 lifetime axle u/joint, outside snap rings
YUJ793 [42018]	1330 to Mechanics 3R conversion u/joint, w/o zerk
YUJ795 [42019]	Mechanics 3R u/joint, w/o zerk
YUJ799 [42020]	1350 Lifetime u/joint, w/o zerk
YUJ801 [42021]	1410 Lifetime driveline u/joint, w/o zerk
YUJ803 [42022]	1480 Lifetime driveline u/joint, w/o zerk
YUJ806 [42023]	1480 Lifetime axle u/joint, w/o zerk
YUJ925 [42024]	1485 axle u/joint, w/o zerk

# Performance Driveshafts

Part #	Description
YDS001	HD '07-'11 JK front. 1310 U/Joint. Fits 2DRand 4DR. Fits up to 4.5" lifts w/ 35" tires.
YDS002	HD '07-'11 JK rear. 1310 U/Joint. Fits 2DR . Fits up to 4.5" lifts w/ 35" tires.
YDS003	HD '07-'11 JK rear. 1310 U/Joint. Fits 4DR . Fits up to 4.5" lifts w/ 35" tires.
YDS004	OE'07-'11 JK front. 1310 U/Joint. Fits 2DR and 4DR. Recommended up to 2.5" Lift w/ 33" Tires.
YDS005	OE'07-'11 JK rear. 1310 U/Joint. Fits 2DR. Recommended up to 2.5" Lift w/ 33" Tires.
YDS006	OE'07-'11 JK rear. 1310 U/Joint. Fits 4DR. Recommended up to 2.5" Lift w/ 33" Tires.
YDS007	HD '12 & newer JK front. 1310 U/Joint. Fits 2DR and 4DR. Automatic transmission only. Recommended for stock to 4.5" Lifts with up to 35" Tires.
YDS008	HD '12 & newer JK rear. 1310 U/Joint. Fits 2DR. Automatic transmission only. Recommended for stock to 4.5" Lifts with up to 35" Tires.
YDS009	HD '12 & newer JK rear. 1310 U/Joint. Fits 4DR. Automatic transmission only. Recommended for stock to 4.5" Lifts with up to 35" Tires.
YDS010	HD '12 & newer JK front. 1310 U/Joint. Fits 2DR and 4DR. Manual transmission only. Recommended for stock to 4.5" Lifts with up to 35" Tires.
YDS011	HD '12 & newer JK rear. 1310 U/Joint. Fits 2DR. Manual transmission only. Recommended for stock to 4.5" Lifts with up to 35" Tires.
YDS012	HD '12 & newer JK rear. 1310 U/Joint. Fits 4DR. Manual transmission only. Recommended for stock to 4.5" Lifts with up to 35" Tires.
YDS013	OE'12 & newer JK front. 1310 U/Joint. Fits 2DR and 4DR. Automatic transmission only. Recommended up to 2.5" Lift w/ 33" Tires.
YDS014	OE'12 & newer JK rear. 1310 U/Joint. Fits 2DR. Automatic transmission only. Recommended up to 2.5" Lift w/ 33" Tires.
YDS015	OE'12 & newer JK rear. 1310 U/Joint. Fits 4DR. Automatic transmission only. Recommended up to 2.5" Lift w/ 33" Tires.
YDS016	OE'12 & newer JK front. 1310 U/Joint. Fits 2DR and 4DR. Manual transmission only. Recommended up to 2.5" Lift w/ 33" Tires.
YDS017	OE'12 & newer JK rear. 1310 U/Joint. Fits 2DR. Manual transmission only. Recommended up to 2.5" Lift w/ 33" Tires.
YDS018	OE'12-'16 JK rear. 1310 U/Joint. Fits 4DR. Manual transmission only. Recommended up to 2.5" Lift w/ 33" Tires.
YDS019	HD '07-'11 JK front. 1350 U/Joint. Fits 2DR and 4DR. Recommended for stock to 4.5" Lifts with up to 37" Tires.
YDS020	HD '07-'11 JK rear. 1350 U/Joint. Fits 2DR. Recommended for stock to 4.5" Lifts with up to 37" Tires.
YDS021	HD '07-'11 JK rear. 1350 U/Joint. Fits 4DR. Recommended for stock to 4.5" Lifts with up to 37" Tires.
YDS022	HD '12 & newer JK front. 1350 U/Joint. Fits 2DR and 4DR. Automatic transmission only. Recommended for stock to 4.5" Lifts with up to 37" Tires.
YDS023	HD '12 & newer JK rear. 1350 U/Joint. Fits 2DR. Automatic transmission only. Recommended for stock to 4.5" Lifts with up to 37" Tires.
YDS024	HD '12 & newer JK rear. 1350 U/Joint. Fits 4DR. Automatic transmission only. Recommended for stock to 4.5" Lifts with up to 37" Tires.
YDS025	HD '12 & newer JK front. 1350 U/Joint. Fits 2DR and 4DR. Manual transmission only. Recommended for stock to 4.5" Lifts with up to 37" Tires.
YDS026	HD '12 & newer JK rear. 1350 U/Joint. Fits 2DR. Manual transmission only. Recommended for stock to 4.5" Lifts with up to 37" Tires.
YDS027	HD '12 & newer JK rear. 1350 U/Joint. Fits 4DR. Manual transmission only. Recommended for stock to 4.5" Lifts with up to 37" Tires.
YDS028	HD '18 & newer JL Sport front, 1310 U/Joint. Fits 2DR & 4DR. Recommended for stock to 4.5" Lifts with up to 35" tires.
YDS029	HD '18 & newer JL Sport rear, 1310 U/Joint. Fits 4DR. Recommended for stock to 4.5" Lifts with up to 35" tires.
YDS030	OE '18 & newer JL Sport front, 1310 U/Joint. Fits 2DR & 4DR. Recommended for stock to 4.5" Lifts with up to 35" tires.
YDS031	HD '18 & newer JL Sport front, 1350 U/Joint. Fits 2DR & 4DR. Recommended for stock to 4.5" Lifts with up to 37" tires.
YDS032	HD '18 & newer JL Sport rear, 1350 U/Joint. Fits 4DR. Recommended for stock to 4.5" Lifts with up to 37" tires.

## Yukon Performance Driveshaft



U/JOINTS & DRIVESHAFTS



# Tools

Part #	Description
YT A01 [56024]	9" Spanner Tool, Small-Stock 1970 & Newer Ford
YT A02 [56025]	9" Spanner Tool, fits 9+ Stage Cases
YT A04 [56026]	7.5", 8", V6 & LC Toyota Spanner Tool
YT A05 [56027]	8.75" CHY Spanner Tool
YT A06 [56002]	C7.25", C8.25", & C9.25" Side Adjuster Tool
YT A07 [56028]	Suzuki Samurai Spanner Tool
YT A08 [56029]	8.25" IFS GM Spanner Tool
YT A10 [56081]	9" Spanner Tool, Fits Strange 4.000" Cases
YT A11 [56082]	9" Spanner Tool, Fits Mark Williams 3.812" Cases
YT A12 [56083]	9" Spanner Tool, Fits Strange 3.812" Cases
YT BD-2820 [56003]	Bearing Race Driver D44 (TK 02820)
YT BD-30025 [56004]	Bearing Race Driver TOY V6, TV6, TLC-REV, Tacoma-LOC (TOY30025)
YT BD-30306 [56005]	Bearing Race Driver TOY V6, 8", TLC, Suzuki Samurai (TOY30306)
YT BD-31520 [56006]	Bearing Race Driver D44 (TK 31520)
YT BD-32307 [56007]	Bearing Race Driver Toyota 7.5", 8" (TOY32307)
YT BD-35028 [56008]	Bearing Race Driver Toyota V6, TV6, TLC-REV, Tacoma-LOC (TOY35028)
YT BD-382A [56009]	Bearing Race Driver
YT BD-3920 [56010]	Bearing Race Driver Ford 10.25, 10.50 Axle Bearing (TK 3920)
YT BD-HM803110 [56011]	Bearing Race Driver, Front D60, D70U Rear CHY 8.75-42, GM14T 88 & Older
YT BD-HM804810 [56012]	Bearing Race Driver GM 9.5, 9.25 IFS, Ford 9" HD (TK HM804810)
YT BD-HM807010 [56013]	Bearing Race Driver
YT BD-HM88510 [56014]	Bearing Race Driver
YT BD-HM88610 [56015]	Bearing Race Driver
YT BD-HM89210 [56016]	Bearing Race Driver
YT BD-HM89410 [56017]	Bearing Race Driver
YT BD-HM903210 [56018]	Bearing Race Driver
YT BD-LM104911 [56019]	Bearing Race Driver
YT BD-M802011 [56020]	Bearing Race Driver
YT BD-M804010 [56021]	Bearing Race Driver
YT BD-M86610 [56022]	Bearing Race Driver
YT BD-M88010 [56023]	Bearing Race Driver
YT BDSET [56030]	21 Piece Bearing Race Drive Set (Box_wt_140lbs)
YT BE-01 [56061]	Cross pin bolt extractor kit
YT H27 [56050]	Housing boring tool replacement bit, 35 spline
YT H28 [56068]	Housing boring tool replacement bit, 37 & 38 spline
YT H31 [56051]	Housing boring tool kit, 35 spline
YT H32 [56069]	Housing boring tool kit, 37 & 38 spline
YT P02 [56031]	Side bearing puller adapter for D70HD, D80 & 10.25F
YT P03 [56032]	Side bearing puller small red clamshells (2 Sides)
YT P04 [56033]	Side bearing puller large clamshells (2 Sides)
YT P09 [56056]	Side bearing puller small clamshell retension sleeve
YT P10 [56057]	Side bearing puller tool rack
YT P12 [56059]	Side bearing puller extra large clamshells
YT P13 [56060]	Side bearing puller washer for extra large clamshells
YT P14 [56070]	Side bearing plug adapter for extra large clamshells
YT P20 [56034]	Side Bearing Puller Tool, Differential
YT P21 [56062]	7/8" Bronze Brg Race Punch, 13" Long
YT P22 [56072]	Side bearing puller tool w/extra large clamshell adapters
YT P61 [56063]	Pinion & Axle Seal Puller
YT P70 [56064]	Axle Bearing Puller Tool - Clamshell Style
YT P71 [56065]	Axle Bearing Puller Tool - Plate Style - Toyota's
YT S01 [56035]	Housing Spreader, D44, D60, D61, D70, D80
YT SA-01 [56073]	Axle side seal installation tool. D30, D44, D60
YT SB-D30 [56036]	D30 Set-up Carrier Bearing Kit (2 Brg's No Races) LM501349
YT SB-D44 [56037]	D44 Set-up Carrier Bearing Kit (2 Brg's No Races) 25590's
YT SB-D50 [56038]	D50 Set-up Carrier Bearing Kit (2 Brg's No Races) JLM104948
YT SB-D60 [56039]	D60 & D70 Set-up Carrier Bearing Kit (2 Brg's No Races) 387A
YT SB-D80 [56040]	D70HD & D80 Set-up Carrier Bearing Kit (2 Brg's No Races) 469
YT SB-HM803146 [56067]	HM803146 Set-up Bearing (1 Single Brg) D60
YT SB-HM803149 [56041]	HM803149 Set-up Bearing (1 Single Brg)
YT SB-HM807044 [56074]	HM807044 Set-up Bearing
YT SB-HM807046 [56080]	HM807046 Set-up Bearing (1 Single Brg) D80
YT SB-HM88648 [56042]	HM88648 Set-up Bearing (1 Single Brg)
YT SB-HM89249 [56043]	HM89249 Set-up Bearing (1 Single Brg)
YT SB-HM89449 [56044]	HM89449 Set-up Bearing (1 Single Brg)
YT SB-M802048 [56045]	M802048 Set-up Bearing (1 Single Brg)
YT SB-M804049 [56046]	M804049 Set-up Bearing (1 Single Brg)
YT SB-NP504493 [56075]	NP504493 Set-up Bearing, Ford 10.5"
YT SB-NP516549 [56079]	NP516549 Set-up Bearing (1 Single Brg) D80
YT SB-NP524102 [56076]	'01 & up Chrysler 9.25 Pinion Set-up Bearing (1 Single Brg)
YT SD-01 [56077]	Shim driver, multiple applications
YT T01 [56049]	T/L Assm Tool (2 Bolts, 1 Nut, 3 Washers)
YT YH-01 [56066]	Yoke holder tool

\*No Returns on Tools\*



# YUKON SPIN FREE® KITS

## OVERVIEW OF A YUKON SPIN FREE KIT

The Yukon Spin Free Kit replaces the vulnerable & expensive factory unit bearing with standard tapered roller bearings. The tapered roller bearings reduce drag, increasing fuel economy, and are much less expensive to maintain than the factory unit bearings. The kit also adds Yukon Hardcore® Locking hubs which provide driving selectability & reduces wear on other components. 4340 Chromoly outer stubs are included with the kit, increasing overall strength of the Front end. The end result is a vehicle that drives & handles better, gets better fuel mileage & is more affordable to maintain.

## PRODUCT ADD-ON OPPORTUNITIES

The Yukon Spin Free Kit is a 100% complete kit including all hardware, bearings, seals & small parts for installation. There are no additional parts or products needed or necessary for the upgrade.



## ANATOMY OF A YUKON SPIN FREE® KIT



# INSTALLATION KITS

## OVERVIEW OF AN INSTALLATION KIT

Having all the right components and small parts for a differential rebuild is essential. A complete differential overhaul requires the use of a master overhaul kit, which contains all of the essential, high quality, components necessary for a rebuild. Some lesser jobs can be done with a less complete kit, such as a bearing or pinion installation kit.

## PRODUCT ADD-ON OPPORTUNITIES

When an installation kit is sold, it is beneficial to sell axle bearings and seals since you will have everything opened up.

This is a great opportunity to replace the bearings and seals on your axle shaft to insure optimal performance of your differential.

### AXLE BEARINGS & SEALS



## ANATOMY OF A KIT: MASTER OVERHAUL KIT

*\* actual parts may vary per kit*

### THREAD LOCKER:

Ensures the ring gear bolts will not come loose during operation.

### MARKING COMPOUND:

Allows for the gear pattern to be read during set up.

### PINION SEAL:

Seals the pinion yoke to the housing.

### SHIMS:

Allow for adjustment of the ring & pinion set and carrier.

**BEARINGS & RACES:** Every differential has pinion bearings & races along with carrier bearings & races.

### COVER GASKET:

Seals the differential cover to the housing.

### PINION NUT:

Retains the pinion yoke to the pinion gear.

### CRUSH SLEEVE:

Sets pinion bearing preload. A critical setting during set-up.

### RING GEAR BOLTS:

Lock the ring gear to the carrier.



# ZIP: AIR OPERATED LOCKER

## OVERVIEW OF A ZIP LOCKER

If you're looking for the latest in on-demand traction, then the Zip Locker is for you. The Zip Locker is an air operated locking differential designed with severe offroad use in mind. Its 8620 case & 4320 steel internals provide maximum strength against failure and give you piece of mind on the trail. Each unit comes with a variety of small parts for installation and operation, including air line & fittings, seal housing, shims (if applicable), operation switch with Front & rear covers, zip ties and more. A variety of air sources can be used for operating the Zip Locker, including air compressors or onboard air systems. Yukon also offers an industry-first "competition series" Zip Locker that defaults-to-lock if the air pressure is interrupted for any reason. Competition series units are available for Dana 60 in 35 spline. **ASSEMBLED IN THE USA!**

## PRODUCT ADD-ON OPPORTUNITIES

When a Zip Locker is sold, it is beneficial to sell a carrier installation kit.

This kit will include new carrier bearings and shims which should be replaced to insure optimal performance of the Zip Locker and make the installation easier. A complete Differential Installation Kit is also a good alternative option since it will replace all bearings and seals in the differential.

### CARRIER INSTALLATION KIT



## ANATOMY OF AN AIR OPERATED LOCKER



**AIR INPUT HOLE:** Accepts air pressure from the seal housing to engage/disengage piston cage.

**BEARING JOURNAL:** Accepts air pressure from the seal housing to engage/disengage piston cage.

**CASE:** Houses the spider gears and clutches.

**SPIDER GEARS:** Allows for open differential operation when unit is not engaged.

**PISTON CAGE:** Travels back and forth in case to lock/unlock spider gear assembly.

**RING GEAR DECK:**  
Where the ring gear mounts.

**SEAL HOUSING:**  
Delivers air to the Zip Locker.



\*Cutaway photos are for visual definitions only. Actual cases are closed.



# GRIZZLY: MECHANICAL LOCKER

## OVERVIEW OF A GRIZZLY

---

Yukon Grizzly Locker is an automatic, speed sensing locker. It will lock up when there is a wheel speed difference side-to-side. They are fitted with internal components that allow for differentiation in turns. Automatic lockers are very popular in the four-wheeling world and are touted for leaving the driver to concentrate on other elements of driving and letting the locker figure out when to engage. Automatic lockers are also used on performance cars, most commonly for acceleration.

## PRODUCT ADD-ON OPPORTUNITIES

---

When a Grizzly Locker is sold, it is beneficial to sell a carrier installation kit.


This kit will include new carrier bearings and shims which should be replaced to insure optimal performance of the Grizzly Locker and make the installation easier. A complete Differential Installation Kit is also a good alternative option since it will replace all bearings and seals in the differential.

### CARRIER INSTALLATION KIT



## ANATOMY OF A MECHANICAL LOCKER

---



\*Cutaway photos are for visual definitions only.  
Actual cases are closed.

# DURA GRIP: POSITRACTION

## OVERVIEW OF A DURA GRIP

---

The Yukon Dura Grip is a performance, clutch-style, 4-spring limited slip positraction. Steel clutch plates, half of which are covered with a friction lining material, are sandwiched behind the differential side gears inside the carrier housing. These plates are alternately tabbed to the carrier or splined to the axle shaft. The tabbed pieces are called plates and the splines are called discs. The side gears are preloaded with springs placed between the side gears. This preload provides greater traction to both Axles. In a turning situation, the Dura Grip allows a speed differential mostly because the torque loads will be low enough to allow the differential to operate.

## PRODUCT ADD-ON OPPORTUNITIES

---

When a Dura Grip is sold, it is beneficial to sell a carrier installation kit.

This kit will include new carrier bearings and shims which should be replaced to ensure optimal performance of the Dura Grip and make the installation easier. A complete Differential Installation Kit is also a good alternative option since it will replace all bearings and seals in the differential.

### CARRIER INSTALLATION KIT



## ANATOMY OF A POSITRACTION

---

### BEARING JOURNAL:

Where the carrier bearings are pressed on to.

### CASE:

Houses the spider gears and clutches.

### PRELOAD SPRINGS:

Pre-load the spider gears & clutches for greater traction.

### SPIDER GEARS:

Allow for the Axles to turn at different speeds when turning a corner.

### RING GEAR DECK:

Where the ring gear mounts.



# HARDCORE LOCKING HUBS®: LOCKING HUBS

## OVERVIEW OF A HARDCORE HUB

A locking hub simply disconnects the axle from the wheel hub, allowing the axle to be at rest. In vehicles that do not have manual locking hubs, even when they are in 2 wheel drive the Front axle is still turning during normal driving. The benefit of a manual locking hub is reduced wear and maintenance on Front axle components due to it no longer rotating during normal driving operation. Greater fuel economy is also seen due to reduced drag when the hubs are unlocked. Hardcore Locking Hubs feature all steel construction, a low profile bezel and selector to reduce impact with objects when traveling off-road, and a default-to-lock design in case of a failure.

## PRODUCT ADD-ON OPPORTUNITIES

When Hardcore Locking Hubs are sold, it is beneficial to sell Front wheel bearings, spindle bearings, and seals.

This is a great opportunity to replace the bearings and seals to insure optimal performance for your locking hubs.



## ANATOMY OF A LOCKING HUB

### COUPLER & DRIVER:

Provides 100% traction to both tires while disengaging to negotiate turns.

### LOCKOUT SPRING:

Preloads the locking hub assembly.

### SELECTOR:

Rotates to lock/unlock the hubs.

### BEZEL:

Retains the assembly to the wheel hub.



### CAM SPACER:

The carrier bearing presses onto this surface.



\*Cutaway photos are for visual definitions only. Actual hubs are closed.

# YUKON PERFORMANCE DRIVESHAFTS

## OVERVIEW OF A YUKON PERFORMANCE DRIVESHAFT

Yukon Performance Driveshafts offer the highest quality upgrades for your driveshaft needs. Each shaft features premium universal joints and driveshaft components that are engineered to meet the high performance requirements. The driveshaft assembly is held to strict tolerances then precision welded and computer balanced to provide exceptional performance and longevity. Yukon Performance Driveshafts are available off-the-shelf for all Front and rear Jeep JK, TJ, LJ, & CJ applications. Custom driveshafts can be made-to-order for racing, off-road, and other custom applications.

## PRODUCT ADD-ON OPPORTUNITIES

Yukon Performance Driveshafts come with all hardware and small parts necessary for installation. We recommend associated products are inspected and replaced or upgraded where needed. The pinion crush sleeve / solid preload spacer, pinion seal, and pinion nut are the most common add on items.

## Y.E.S. PLAN

The Yukon Extended Service plan is available for all Yukon Performance Driveshafts. The Y.E.S. plan is a no questions asked warranty for as long as the original purchaser owns the vehicle.

## ANATOMY OF A YUKON DRIVESHAFT



# USA STANDARD OE REPLACEMENT DRIVESHAFTS

## OVERVIEW OF AN OE REPLACEMENT DRIVESHAFT

A driveshaft transfers power from the transfer case or transmission to the rear or Front differential. There are many different designs including yoke-style, flange-style and Rezeppa style. USA Standard driveshafts meet or exceed OE specifications for years of long life. Several designs are an update from discontinued OE designs. With over 600 part numbers, USA Standard OE Replacement Driveshafts cover Front and rear applications from 1974 to present day.

**TRADITIONAL  
YOKE**



**REZEPPA**



**FLANGE  
YOKE**



**SLIP YOKE:**



## HOW TO MEASURE A DRIVESHAFT

### FLANGE TO FLANGE / FLANGE TO U/JOINT

Face of flange to face of flange. Shaft must be collapsed. Some applications have a flange on one end only. Measure face of flange to centerline of rear U/Joint .



### U/JOINT TO U/JOINT

Centerline of U/Joint located at the slip yoke end to centerline of the rear (furthest U/Joint ) on the opposite end of prop shaft. Prop shaft must be collapsed.



### WELD TO WELD

Tube length only. Measure centerline of weld to centerline of opposite weld.



# SPARTAN: LUNCHBOX LOCKER

## OVERVIEW OF A SPARTAN

---

This automatic locker replaces the stock side and pinion gears while utilizing the factory open differential case. A new and stronger center pin fits in oval slots between two inner drivers. Under load the center pin forces the inner drivers outward to engage the outer axle couplers on each side of the case. This provides locked power to both drive wheels, providing greater traction. When turning, one driver is unloaded and the teeth can ratchet across each other creating differential action to reduce tire wear and make turning the vehicle easier. This is one of the most economical lockers on the market today.

## PRODUCT ADD-ON OPPORTUNITIES

---

When a Spartan Locker is sold, it is beneficial to sell a Differential Installation Kit since you will have everything opened up.

This is a great opportunity to replace all of your bearings, seals, bolts, crush sleeve, shims and other small parts.


### DIFFERENTIAL INSTALLATION KIT



## ANATOMY OF A SPARTAN LOCKER

**DRIVER:** Mates to the axle shaft and engages the coupler.

**COUPLER:** Rides on the cross pin shaft and mates to the coupler.



**CROSS PIN SHAFT:** Holds the driver & coupler assembly into the carrier case.



# Nation's #1 drivetrain choice for installers

## OE Replacement & Drivetrain Component Parts

USA Standard Gear® sets the standard for quality drivetrain parts at affordable pricing. Designed for the general installer and the do-it-yourself consumer, USA Standard provides unmatched reliability in OE Replacement & Drivetrain Component Parts.





## Differential Component Parts

USA Standard Gear encompasses aftermarket differential components with quality OE replacement parts including: ring & pinions, axles, driveshafts, installation and bearing kits, and the popular Spartan Locker® – the toughest lunchbox locker on the market.



**The Standard for Driving Confidence.**



# AAM 11.8"

2014 - Present, Dodge 2500/3500

R/G Diameter: 11.5" R/G Bolts: 14 Cover Bolts: 12 Carrier Breaks: None Pinion Shaft Diameter/Spline: 1.750"/30

## PART #

## Description

### Overhaul & Install Kits

ZK AAM11.5-D [37150] Master Overhaul Kit, w/ 2.000" pinion head bearing

# Chrysler Sprinter Van

Sprinter Van

R/G Diameter: 8.5" (216mm) R/G Bolts: (10) 7/16" x 20 LH Cover Bolts: 10 Carrier Breaks: 3.73 / 4.10 Pinion Shaft Dia. / Spline: 1.625" / 30

## PART #

## Description

### Overhaul & Install Kits

ZK CSPRINTER [37128] Master Overhaul Kit

# Chrysler 7.25"

Chrysler, Dodge, Plymouth

R/G Diameter: 7.25" R/G Bolts: (8) 3/8" x 24 LH Cover Bolts: 9 or 10 Carrier Breaks: 2.47 / 2.76 Pinion Shaft Dia. / Spline: 1.375" / 27

## PART #

## Description

## PART #

## Description

### Ring & Pinion Gear Sets

ZG C7.25-355 [36001] 3.55 Ratio  
ZG C7.25-390 [36002] 3.90 Ratio  
ZG C7.25-411 [36003] 4.11 Ratio

### Overhaul & Install Kits

ZK C7.25 [37000] Master Overhaul Kit

### Spider Gear Sets

ZIKC7.25-S-25 [39001] Standard Open Spider Gear Set, 25 Spline

# Chrysler C200 IFS

Grand Cherokee & Commander

R/G Diameter: 7.9" R/G Bolts: 10 (10m) Cover Bolts: 10 Carrier Breaks: None Pinion Shaft Dia. / Spline: 1.625" / 26

## PART #

## Description

### Overhaul & Install Kits

ZK C200 [37122] Master Overhaul Kit

# Chrysler 8.00" (C205)

Chrysler, Dodge

R/G Diameter: 8.0" R/G Bolts: (10) 3/8" x 24 LH Cover Bolts: 10 Carrier Breaks: None Pinion Shaft Dia. / Spline: 1.406" / 26

## PART #

## Description

## PART #

## Description

### Ring & Pinion Gear Sets

ZG C8.0-390 [36004] 3.90 Ratio  
ZG C8.0-411 [36005] 4.11 Ratio  
ZG C8.0-456 [36006] 4.56 Ratio

### Overhaul & Install Kits

ZK C8.0-IFS-B [37125] 00-'09 Master Overhaul kit  
ZK C8.0-IFS-C [37126] 02-'11 Master Overhaul kit

# Chrysler / Jeep 8.25" (C213)

Chrysler, Dodge, Plymouth, Jeep

R/G Diameter: 8.25" R/G Bolts: (10) 3/8" x 24 LH (2004 & down) Metric 12x1.0 (2005 & up) Cover Bolts: 10 Carrier Breaks: 2.45 / 2.56 Pinion Shaft Dia. / Spline: 1.626" / 27

## PART #

## Description

## PART #

## Description

### Ring & Pinion Gear Sets

ZG C8.25-294 [36007] 2.94 Ratio  
ZG C8.25-307 [36350] 3.07 Ratio  
ZG C8.25-321 [36008] 3.21 Ratio  
ZG C8.25-355 [36009] 3.55 Ratio  
ZG C8.25-390 [36010] 3.90 Ratio  
ZG C8.25-411 [36011] 4.11 Ratio  
ZG C8.25-456 [36012] 4.56 Ratio  
ZG C8.25-488 [36268] 4.88 Ratio

### Overhaul & Install Kits

ZK C8.25-B [37001] Master Overhaul Kit, '76 & '04  
ZBKC8.25-B [58014] Bearing & Seal kit, '76 & '04  
ZPKC8.25-B [60020] Pinion Install Kit, '76 & '04

### Small Parts

SL XP-C8.25 [17035] Hardened Cross Pin Shaft

### Traction Aids & Spools

SL C8.25-27 [17037] 27 spline, Spartan Locker, includes hardened X/P shaft  
SL C8.25-29 [17038] Chrysler 8.25" 29 spline, Spartan Locker, includes hardened X/P shaft

### Spider Gear Sets

ZIKC8.25-S-27 [39002] Standard Open Spider Gear Set, 27 Spline  
ZIKC8.25-S-29 [39003] Standard Open Spider Gear Set, 29 Spline

# Chrysler 8.75"

Chrysler, Dodge, Plymouth

R/G Diameter: 8.75" R/G Bolts: (12) 3/8" x 24 LH Cover Bolts: Dropout Carrier Breaks: None Pinion Shaft Dia. / Spline: 10 or 29

PART #	Description	PART #	Description
<b>Ring &amp; Pinion Gear Sets</b>			
ZG C8.41-373 [36013]	3.73 Ratio, fine spline	ZK C8.75-B [37090]	Master Overhaul Kit
ZG C8.89-355 [36014]	3.55 Ratio, fine spline	ZK C8.75-C [37091]	Master Overhaul Kit
ZG C8.89-373 [36015]	3.73 Ratio, fine spline	ZK C8.75-D [37092]	Master Overhaul Kit
ZG C8.89-390 [36016]	3.90 Ratio, fine spline	ZK C8.75-E [37093]	Master Overhaul Kit
ZG C8.42-355-C [36300]	3.55 Ratio, coarse spline	ZK C8.75-F [37094]	Master Overhaul Kit
<b>Traction Aids &amp; Spools</b>			
ZP PC8.75-AGRS [59026]	Powr Lok Positraction, Aggressive design	ZP PC8.75-SMTH [59027]	Powr Lok Positraction, Street design
<b>Dropouts</b>			
ZP D0C8.89 [59001]	Nodular Iron '89 case dropout		
<b>Overhaul &amp; Install Kits</b>			
ZK C8.75-A [37089]	Master Overhaul Kit		

# Chrysler 9.25" REAR / C235

Chrysler, Dodge

R/G Diameter: 9.25" R/G Bolts: (12) 7/16" x 18 LH ('10 & down) or (12) 14 x 1.0 ('11 & up) Cover Bolts: 12 Carrier Breaks: None Pinion Shaft Dia. / Spline: 1.875" / 29

PART #	Description	PART #	Description
<b>Ring &amp; Pinion Gear Sets</b>			
ZG C9.25-321 [36017]	3.21 Ratio, '10 & down	ZK C9.25-R [37002]	Master Overhaul Kit, '00 & down
ZG C9.25-355 [36018]	3.55 Ratio, '10 & down	ZKC9.25ZF [37116]	Master Overhaul Kit, '11 & up
ZG C9.25B-355B [36358]	3.55 Ratio, '11 & up	ZK C9.25-R-B [37079]	Master Overhaul Kit, '01 & up
ZG C9.25-390 [36019]	3.90 Ratio, '10 & down	ZBKC9.25-R-A [58026]	Bearing & Seal kit, '00 & Down
ZG C9.25B-390B [36359]	3.90 Ratio, '11 & up	ZBKC9.25-R-B [58001]	Rear Bearing & Seal kit, '01 & up
ZG C9.25-411 [36020]	4.11 Ratio, '10 & down	ZBKC9.25ZF [58056]	Bearing & Seal Kit, '10 & up
ZG C9.25B-411B [36360]	4.11 Ratio, '11 & up	ZPKC9.25-R [60004]	Rear Pinion Install Kit
ZG C9.25-456 [36021]	4.56 Ratio, '10 & down		
ZG C9.25-488 [36022]	4.88 Ratio, '10 & down		
<b>Spider Gear Sets</b>			
ZIKC9.25-S-31 [39004]	Standard open spider gear set	ZIKC9.25B-S-31B [39034]	Standard open spider gear set
ZIKC9.25B-S-31B [39034]	Standard open spider gear set		
<b>Overhaul &amp; Install Kits</b>			

# Chrysler 9.25" Front

Chrysler, Dodge

R/G Diameter: 9.25" R/G Bolts: (12) 7/16" x 18 LH Cover Bolts: 12 Carrier Breaks: None Pinion Shaft Dia. / Spline: 1.875" / 29

PART #	Description	PART #	Description
<b>Ring &amp; Pinion Gear Sets</b>			
ZG C9.25R-411R [36312]	4.11 Ratio	ZK C9.25-F [37083]	Master Overhaul Kit
ZG C9.25R-456R [36311]	4.56 Ratio		
ZG C9.25R-488R [36313]	4.88 Ratio		
<b>Overhaul &amp; Install Kits</b>			

# Chrysler 11.5"

Chrysler, Dodge

R/G Diameter: 11.5" R/G Bolts: 14 x 1.5 RH Cover Bolts: 14 Carrier Breaks: None Pinion Shaft Dia. / Spline: 1.750 / 30

PART #	Description	PART #	Description
<b>Ring &amp; Pinion Gear Sets</b>			
ZG GM11.5-373 [36282]	3.73 Ratio	ZK GM11.5 [37041]	4.125" O.D. Master Overhaul Kit, '10 & down
ZG GM11.5-411 [36161]	4.11 Ratio	ZK GM11.5-B [37074]	4.375" O.D. Master Overhaul Kit, '11 & up
ZG GM11.5-456 [36162]	4.56 Ratio	ZK AAM11.5-C [37124]	Master Overhaul kit, '14 & up Ram 2500
ZG GM11.5-488 [36163]	4.88 Ratio	ZK AAM11.5-D [37150]	Master Overhaul Kit, w/2.000" pinion head bearing
		ZBKGM11.5-A [58016]	Bearing & Seal Kit, 4.125" O.D., '10 & down
		ZIKGM11.5-S-30 [60003]	Standard open spider gear set, 30 Spline

## Jeep / AMC Model 20

Chrysler, Dodge, Plymouth, Jeep

R/G Diameter: 8.875" R/G Bolts: (8) 7/16" x 20 RH Cover Bolts: 12 Carrier Breaks: 2.76 / 3.07 Pinion Shaft Dia. / Spline: 1.625" / 28

PART #	Description	PART #	Description
<b>Ring &amp; Pinion Gear Sets</b>			
ZG M20-411 [36230]	4.11 Ratio	ZP FSM20-3-29 [59020]	Steel spool 3.08 & up
ZG M20-456 [36231]	4.56 Ratio		
ZG M20-488 [36232]	4.88 Ratio		
<b>Overhaul &amp; Install Kits</b>			
ZK M20 [37065]	Master Overhaul Kit		
ZBKM [58053]	Bearing & Seal Kit		
<b>Lockers</b>			
SL M20-29 [17006]	29 spline Spartan Locker w/ hardened XP shaft		
<b>Small Parts</b>			
SL XP-M [17025]	Hardened Cross Pin Shaft		

## Jeep / AMC Model 35

Chrysler, Dodge, Plymouth, Jeep

R/G Diameter: 7.562" R/G Bolts: (8) 7/16" x 20 RH Cover Bolts: 10 Carrier Breaks: 3.31 / 3.55 Pinion Shaft Dia. / Spline: 1.463" / 26

PART #	Description	PART #	Description
<b>Ring &amp; Pinion Gear Sets</b>			
ZG M35-307 [36233]	3.07 Ratio		
ZG M35-355 [36234]	3.55 Ratio		
ZG M35-373 [36235]	3.73 Ratio		
ZG M35-411 [36236]	4.11 Ratio		
ZG M35-456 [36237]	4.56 Ratio		
ZG M35-488 [36238]	4.88 Ratio		
ZG M35-307 [36233]	3.07 Ratio		
ZG M35-355 [36234]	3.55 Ratio		
ZG M35-373 [36235]	3.73 Ratio		
ZG M35-411 [36236]	4.11 Ratio		
ZG M35-456 [36237]	4.56 Ratio		
ZG M35-488 [36238]	4.88 Ratio		
ZG M35-513 [36301]	5.13 Ratio		
<b>Small Parts</b>			
SL XP-M35 [17026]	Hardened Cross Pin Shaft		
<b>Lockers</b>			
SL M35-1.5-27 [17007]	Spartan Locker, includes hardened X/P shaft		
SL M35-1.6-27 [17008]	Spartan Locker, includes hardened X/P shaft		
<b>Overhaul &amp; Install Kits</b>			
ZK M35 [37066]	Master Overhaul Kit		
ZK M35-GRAND [37067]	Master Overhaul Kit, Cherokee		
ZK M35-IFS [37068]	Front Master Overhaul Kit		
ZBKM35 [58017]	Rear Bearing & Seal kit		
ZPKM35 [60015]	Pinion Install Kit		
ZIKM35-S-27-1.5 [39030]	Standard open spider gear set, 27 spline 1.560" side gear bore		

## Spicer 30 / Crush Sleeve Design

Chrysler, Dodge, Plymouth, Jeep

R/G Diameter: 7.20" / 181mm R/G Bolts: (10) 3/8" x 24 RH Cover Bolts: 10 Carrier Breaks: 3.54 / 3.73 Pinion Shaft Dia. / Spline: 1.375" / 26

PART #	Description	PART #	Description
<b>Ring &amp; Pinion Gear Sets</b>			
ZG D30-354 [36023]	3.54 Ratio		
ZG D30-373 [36024]	3.73 Ratio		
ZG D30-411 [36025]	4.11 Ratio		
ZG D30-456 [36026]	4.56 Ratio		
ZG D30-488 [36027]	4.88 Ratio		
<b>Overhaul &amp; Install Kits</b>			
ZK D30-CS [37003]	Master Overhaul Kit		
<b>Spider Gear Sets</b>			
ZIKD30-S-27 [39005]	Standard open spider gear set, 27 spline		
<b>Traction Aids &amp; Spools</b>			
SL D30-27 [17000]	Spartan Locker, 27 spline		
<b>Small Parts</b>			
SL XP-D30 [17016]	Hardened Cross Pin Shaft		

## Spicer 30 / Reverse Rotation

Jeep

R/G Diameter: 7.20" / 181mm R/G Bolts: (10) 3/8" x 24 RH Cover Bolts: 10 Carrier Breaks: 3.54 / 3.73 Pinion Shaft Dia. / Spline: 1.375" / 26

PART #	Description	PART #	Description
<b>Ring &amp; Pinion Gear Sets</b>			
ZG D30R-411R [36028]	4.11 Ratio		
ZG D30R-456R [36029]	4.56 Ratio		
ZG D30R-488R [36030]	4.88 Ratio		
ZG D30R-513R [36302]	5.13 Ratio		
<b>Overhaul &amp; Install Kits</b>			
ZK D30-F [37004]	Master Overhaul Kit		
<b>Spider Gear Sets</b>			
ZIKD30-S-27 [39005]	Standard open spider gear set, 27 spline		
<b>Traction Aids &amp; Spools</b>			
SL D30-27 [17000]	27 spline, Spartan Locker, w/hardened X/P shaft		
<b>Small Parts</b>			
SL XP-D30 [17016]	Hardened Cross Pin Shaft		

# Spicer 30 / Standard Rotation

Jeep, Bronco, Scout

R/G Diameter: 7.20" / 181mm R/G Bolts: (10) 3/8" x 24 RH Cover Bolts: 10 Carrier Breaks: 3.54 / 3.73 Pinion Shaft Dia. / Spline: 1.375" / 26

PART #	Description	PART #	Description
<b>Ring &amp; Pinion Gear Sets</b>		<b>Spider Gear Sets</b>	
ZG D30-308 [36347]	3.07 Ratio	ZIKD30-S-27 [39005]	Standard open spider gear set, 27 spline
ZG D30-354 [36023]	3.54 Ratio		
ZG D30-373 [36024]	3.73 Ratio	<b>Traction Aids &amp; Spools</b>	
ZG D30-411 [36025]	4.11 Ratio	SL D30-27 [17000]	27 spline, Spartan Locker, w/hardened X/P shaft
ZG D30-456 [36026]	4.56 Ratio		
ZG D30-488 [36027]	4.88 Ratio	<b>Small Parts</b>	
		SL XP-D30 [17016]	Hardened Cross Pin Shaft
<b>Overhaul &amp; Install Kits</b>			
ZBKD30-F [58033]	Bearing & Seal Kit		
ZK D30-F [37004]	Master Overhaul Kit		

# Spicer 30 JK

JK Non-Rubicon Front

R/G Diameter: 7.33" / 186mm R/G Bolts: (10) 7/16" x 20 RH Cover Bolts: 10 Carrier Breaks: 3.54 / 3.73 Pinion Shaft Dia. / Spline: 1.625" / 24

PART #	Description	PART #	Description
<b>Ring &amp; Pinion Gear Sets</b>		<b>Traction Aids &amp; Spools</b>	
ZG D30SR-411JK [36299]	4.11 Ratio	SL D30-27 [17000]	27 spline, Spartan Locker, w/hardened X/P shaft
ZG D30SR-456JK [36035]	4.56 Ratio		
ZG D30SR-488JK [36036]	4.88 Ratio	<b>Small Parts</b>	
ZG D30SR-513JK [36037]	5.13 Ratio	SL XP-D30 [17016]	Hardened Cross Pin Shaft
ZG D30SR-373JK [36417]	3.73		
<b>Overhaul &amp; Install Kits</b>		* Standard Spicer 30 case will be needed to use Spartan Locker	
ZK D30-JK [37005]	Master Overhaul Kit		
ZBKD30-JK [58034]	Bearing & Seal Kit		
ZPKD30-JK [60005]	Pinion Install Kit		

# Spicer SUPER 30

'99-'04 WJ Grand Cherokee & '01 & up IFS Ford Explorer

R/G Diameter: 7.2" / 186mm R/G Bolts: (10) 7/16" x 20 RH Cover Bolts: 10 Carrier Breaks: 3.54 / 3.73 Pinion Shaft Dia. / Spline: 1.375" / 26

PART #	Description	PART #	Description
<b>Ring &amp; Pinion Gear Sets</b>		<b>Overhaul &amp; Install Kits</b>	
ZG D30S-373TJ [36031]	3.73 Ratio	ZK D30-SUP [37006]	Master Overhaul Kit
ZG D30S-411TJ [36032]	4.11 Ratio	ZK D30-SUP-Ford [37129]	Master Overhaul Kit, '01-'05
ZG D30S-456TJ [36033]	4.56 Ratio	ZK D30-SUB-Ford-B [37190]	Master Overhaul Kit, '06-'10
ZG D30S-488TJ [36034]	4.88 Ratio	ZK D30-TJ [37007]	Master Overhaul Kit
<b>Traction Aids &amp; Spools</b>		<b>Small Parts</b>	
SL D30-27 [17000]	27 spline, Spartan Locker, w/hardened X/P shaft	SL XP-D30 [17016]	Hardened Cross Pin Shaft

# Spicer 30 TJ

'92-'96 ZJ Grand Cherokee & '97-'06 TJ Wrangler

R/G Diameter: 7.20" / 181mm R/G Bolts: (10) 3/8" x 24 RH Cover Bolts: 10 Carrier Breaks: 3.54 / 3.73 Pinion Shaft Dia. / Spline: 1.375" / 26

PART #	Description	PART #	Description
<b>Ring &amp; Pinion Gear Sets</b>		<b>Overhaul &amp; Install Kits</b>	
ZG D30S-355TJ [36341]	3.55 Ratio	ZK D30-TJ [37007]	Master Overhaul Kit
ZG D30S-373TJ [36031]	3.73 Ratio	ZBKD30-TJ [58035]	Bearing & Seal Kit
ZG D30S-411TJ [36032]	4.11 Ratio	ZPKD30-TJ [60018]	Pinion Install Kit
ZG D30S-456TJ [36033]	4.56 Ratio	<b>Traction Aids &amp; Spools</b>	
ZG D30S-488TJ [36034]	4.88 Ratio	SL D30-27 [17000]	27 spline, Spartan Locker, w/hardened X/P shaft
ZG D30S-513TJ [36303]	5.13 Ratio		
<b>Spider Gear Sets</b>		<b>Small Parts</b>	
ZIKD30-S-27 [39005]	Standard open spider gear set, 27 spline	SL XP-D30 [17016]	Hardened Cross Pin Shaft

# Spicer 36-ICA

Corvette ICA /IRS

R/G Diameter: 7.75" R/G Bolts: (10) 3/8" x 24 RH Cover Bolts: 10 Carrier Breaks: 2.73 / 3.07 Pinion Shaft Dia. / Spline: 1.375" / 26

PART #	Description
<b>Ring &amp; Pinion Gear Sets</b>	
ZK D36-VET [37131]	Master Overhaul Kit

# Spicer 44 Standard Rotation

GM, Ford, International, Jeep

R/G Diameter: 8.5" 216mm R/G Bolts: (10) 3/8" or 7/16" x 24 RH Cover Bolts: 10 Carrier Breaks: 3.73 3.92 Pinion Shaft Dia. Spline: 1.375" 26

PART #	Description	PART #	Description
<b>Ring &amp; Pinion Gear Sets</b>		<b>Overhaul &amp; Install Kits</b>	
ZG D44-308 [36038]	3.08 Ratio	ZK D44 [37008]	Master Overhaul Kit
ZG D44-354 [36039]	3.54 Ratio	ZK D44-VET [37134]	Master Overhaul Kit, '80-'83 Corvette
ZG D44-373 [36040]	3.73 Ratio	ZK D44-19 [37084]	19 spline Master Overhaul Kit
ZG D44-392 [36269]	3.92 ratio	ZK D44-DIS [37009]	Disconnect Front Master Overhaul Kit
ZG D44-411 [36041]	4.11 Ratio	ZK D44-REAR [37015]	Master Overhaul Kit
ZG D44-411T [36042]	4.11 Ratio thick	ZK D44-RUBICON [37017]	Master Overhaul Kit
ZG D44-427 [36043]	4.27 Ratio	ZBKD44 [58036]	30 spline Bearing & Seal Kit
ZG D44-456 [36044]	4.56 Ration	ZBKD44-19 [58031]	19 spline Bearing & Seal Kit
ZG D44-456T [36045]	4.56 Ratio thick	ZBKD44-REAR [58019]	Bearing & Seal Kit
ZG D44-456T-RUB [36046]	4.56 Ratio	ZPKD44 [60022]	Pinion Installation Kit
ZG D44-488 [36047]	4.88 Ratio	<b>Spider Gear Sets</b>	
ZG D44-488T [36048]	4.88 Ratio /thick	ZKD44-S-30 [39006]	Standard Spider Gear set, 30 spline
ZG D44-488T-RUB [36049]	4.88 Ratio	<b>Traction Aids &amp; Spools</b>	
ZG D44-513 [36050]	5.13 Ratio	ZP FSD44-3-30DN [59013]	Steel Spool, 3.73 & down, 30 spline
ZG D44-513T [36051]	5.13 Ratio / thick	ZP FSD44-4-30UP [59015]	Steel Spool, 3.92 & up, 30 spline
ZG D44-513T-RUB [36052]	5.13 Ratio	ZP MINS44-30 [59021]	Mini Spool, 30 spline
ZG D44-538 [36053]	5.38 Ratio	SL D44-19 [17043]	19 spline, Spartan Locker, w/hardened X/P shaft
ZG D44-589 [36054]	5.89 Ratio	SL D44-30 [17001]	30 spline, Spartan Locker, w/hardened X/P shaft
<b>Small Parts</b>			
SL XP-D44 [17017]	Hardened Cross Pin Shaft		

# Spicer 44 Reverse Rotation

Ford

R/G Diameter: 8.5" / 216mm R/G Bolts: (10) 3/8" or 7/16" x 24 RH Cover Bolts: 10 Carrier Breaks: 3.73 / 3.92 Pinion Shaft Dia. / Spline: 1.375" / 26

PART #	Description	PART #	Description
<b>Ring &amp; Pinion Gear Sets</b>		<b>Spider Gear Sets</b>	
ZG D44R-354R [36063]	3.54 Ratio	ZKD44-S-30 [39006]	Standard Spider Gear set, 30 spline
ZG D44R-373R [36064]	3.73 Ratio	<b>Traction Aids &amp; Spools</b>	
ZG D44R-411R [36065]	4.11 Ratio	ZP FSD44-3-30DN [59013]	Steel Spool, 3.73 & down, 30 spline
ZG D44R-456R [36066]	4.56 Ratio	ZP FSD44-4-30UP [59015]	Steel Spool, 3.92 & up, 30 spline
ZG D44R-488R [36067]	4.88 Ratio	ZP MINS44-30 [59021]	Mini Spool, 30 spline
ZG D44R-513R [36068]	5.13 Ratio	SL D44-30 [17001]	30 spline, Spartan Locker, w/hardened X/P shaft
ZG D44R-538R [36069]	5.38 Ratio	<b>Small Parts</b>	
<b>Overhaul &amp; Install Kits</b>		SL XP-D44 [17017]	Fits Spicer 44, Hardened Cross Pin Shaft
ZK D44-IFS-E [37010]	Master Overhaul Kit, '92 & down		
ZK D44-IFS-L [37011]	Master Overhaul Kit, '93 & up		
ZK D44-REV [37016]	Master Overhaul Kit, Solid Axle		



## Spicer 44 JK RUBICON REAR

Jeep

R/G Diameter: 8.89" / 226mm R/G Bolts: (10) 7/16" or 1/2" x 20 RH Cover Bolts: 10 Carrier Breaks: None Pinion Shaft Dia. / Spline: 1.625" / 24

PART #	Description	PART #	Description
<b>Ring &amp; Pinion Gear Sets</b>		<b>Overhaul &amp; Install Kits</b>	
ZG D44JK-373RUB [36416]	3.73 Ratio	ZK D44-JK-RUB [37013]	Master Overhaul Kit
ZG D44JK-411RUB [36327]	4.11 Ratio	ZBKD44-JK-RUB [58039]	Bearing & Seal Kit
ZG D44JK-538RUB [36340]	5.38 Ratio	ZPKD44-JK-RUB [60007]	Pinion Install Kit
ZG D44JK-456RUB [36060]	4.56 Ratio		
ZG D44JK-488RUB [36061]	4.88 Ratio		
ZG D44JK-513RUB [36062]	5.13 Ratio		

## Spicer 44 JK RUBICON Front

Jeep

R/G Diameter: 8.5" / 216mm R/G Bolts: (10) 7/16" or 1/2" x 20 RH Cover Bolts: 10 Carrier Breaks: None Pinion Shaft Dia. / Spline: 1.625" / 24

PART #	Description	PART #	Description
<b>Ring &amp; Pinion Gear Sets</b>		<b>Overhaul &amp; Install Kits</b>	
ZG D44RS-411RUB [36330]	4.11 Ratio	ZK D44-JK-REV-RUB [37012]	Master Overhaul Kit
ZG D44RS-456RUB [36070]	4.56 Ratio	ZBKD44-JK-REV-RUB [58038]	Bearing & Seal Kit
ZG D44RS-488RUB [36071]	4.88 Ratio	ZPKD44-JK-REV-RUB [60006]	Pinion Install Kit
ZG D44RS-513RUB [36072]	5.13 Ratio		
ZG D44RS-538RUB [36339]	5.38 Ratio		

## Spicer 44 NON-RUBICON JK

Jeep

R/G Diameter: 8.89" / 226mm R/G Bolts: (10) 7/16" or 1/2" x 20 RH Cover Bolts: 10 Carrier Breaks: None Pinion Shaft Dia. / Spline: 1.625" / 24

PART #	Description	PART #	Description
<b>Ring &amp; Pinion Gear Sets</b>		<b>Overhaul &amp; Install Kits</b>	
ZG D44JK-411RUB [36327]	4.11 Ratio	ZK D44-JK-STD [37014]	Master Overhaul Kit
ZG D44JK-538RUB [36340]	5.38 Ratio	ZBKD44-JK-STD [58040]	Bearing & Seal Kit
ZG D44JK-456RUB [36060]	4.56 Ratio	ZPKD44-JK-STD [60008]	Pinion Install Kit
ZG D44JK-488RUB [36061]	4.88 Ratio		
ZG D44JK-513RUB [36062]	5.13 Ratio		
ZG D44JK-373RUB [36416]	3.73 Ratio		
<b>Traction Aids &amp; Spools</b>		<b>Small Parts</b>	
SL D44-30 * [17001] 30 spline, Spartan Locker, w/hardened X/P shaft		SL XP-D44 * [17017] Hardened Cross Pin Shaft	
		* Standard Spicer 44 case will be needed to use Spartan Locker	

## Spicer 44HD

Viper, Corvette, Jeep Grand Cherokee

R/G Diameter: 8.5" / 226mm R/G Bolts: (10) 3/8" or 7/16" x 20 RH Cover Bolts: 10 Carrier Breaks: None Pinion Shaft Dia. / Spline: 1.625" / 29

PART #	Description	PART #	Description
<b>Ring &amp; Pinion Gear Sets</b>		<b>Overhaul &amp; Install Kits</b>	
ZG D44HD-373 [36057]	3.73 Ratio	ZK D44HD [37018]	Master Overhaul Kit
ZG D44HD-411 [36058]	4.11 Ratio	ZK D44HD-GRAND [37095]	Master Overhaul Kit, '99-'08 Grand Cherokee
ZG D44HD-456 [36059]	4.56 Ratio	ZK D44HD-SRT8 [37132]	Master Overhaul Kit, 06-'07 Commander
		ZK D44HD-VET [37133]	Master Overhaul Kit, Corvette & Viper
		ZBKD44HD [58037]	Bearing & Seal Kit
<b>Traction Aids &amp; Spools</b>		<b>Small Parts</b>	
SL D44HD-30 [17002] 30 spline, Spartan Locker, w/hardened X/P shaft		SL XP-D44HD [17018] Hardened Cross Pin Shaft	

## Spicer 50

Ford

R/G Diameter: 9" / 229mm R/G Bolts: (10) 7/16" x 20 RH Cover Bolts: 10 Carrier Breaks: None Pinion Shaft Dia. / Spline: 1.375" / 26

PART #	Description	PART #	Description
<b>Overhaul &amp; Install Kits</b>		<b>Spider Gear Sets</b>	
ZK D50-STRAIGHT [37096]	Master Overhaul Kit, Straight axle only	ZIKD50-S-30 [39007]	Standard open spider gear set, 30 spline
ZK D50-IFS [37135]	Master Overhaul Kit, IFS		

# Spicer 60 Standard Rotation

General Motors, Ford, International, Jeep

R/G Diameter: 9.75" / 248mm R/G Bolts: (12) 1/2" x 18 RH Cover Bolts: 10 Carrier Breaks: 4.10 / 4.56 Pinion Shaft Dia. / Spline: 1.625" / 29

PART #	Description	PART #	Description
<b>Ring &amp; Pinion Gear Sets</b>			
ZG D60-354 [36073]	3.54 Ratio	<b>Overhaul &amp; Install Kits</b>	
ZG D60-373 [36074]	3.73 Ratio	ZK D60-DIS [37019]	Disconnect Front Master Overhaul Kit
ZG D60-411 [36075]	4.11 Ratio	ZK D60-F [37020]	Master Overhaul Kit
ZG D60-456 [36076]	4.56 Ratio	ZK D60-R [37021]	Master Overhaul Kit
ZG D60-488 [36077]	4.88 Ratio	ZK D60-SUP [37097]	Master Overhaul Kit
ZG D60-513 [36078]	5.13 Ratio	ZBKD60-F [58041]	Bearing & Seal Kit
ZG D60-538 [36079]	5.38 Ratio	ZBKD60-R [58042]	Bearing & Seal Kit
ZG D60-586 [36315]	5.86 Ratio	ZPKD60-F [60016]	Pinion Install Kit
		ZPKD60-R [60017]	Pinion Install Kit
<b>Traction Aids &amp; Spools</b>			
ZP FSD60-3-30 [59014]	Steel Spool, 4.10 & down, 30 spline	<b>Spider Gear Sets</b>	
ZP FSD60-3-35 [59016]	Steel Spool, 4.10 & down, 35 spline	ZIKD60-S-30 [39008]	Standard open spider gear set, 30 spline
ZP FSD60-4-30 [59017]	Steel Spool, 4.56 & up, 30 spline	ZIKD60-S-32 [39033]	Standard open spider gear set, 32 spline
ZP FSD60-4-35 [59018]	Steel Spool, 4.56 & up, 35 spline	ZIKD60-S-35 [39009]	Standard open spider gear set, 35 spline
SL D60-30 [17003]	30 spline, Spartan Locker, w/hardened X/P shaft	<b>Small Parts</b>	
SL D60-35 [17004]	35 spline, Spartan Locker, w/hardened X/P shaft	SL XP-D60 [17019]	Hardened Cross Pin Shaft

# Spicer 60 Reverse Rotation

Ford

R/G Diameter: 9.75" / 248mm R/G Bolts: (12) 1/2" x 18 RH Cover Bolts: 10 Carrier Breaks: 4.10 / 4.56 Pinion Shaft Dia. / Spline: 1.625" / 29

PART #	Description	PART #	Description
<b>Ring &amp; Pinion Gear Sets</b>			
ZG D60R-354R [36314]	3.54 Ratio	<b>Traction Aids &amp; Spools</b>	
ZG D60R-373R [36305]	3.73 Ratio	ZP FSD60-3-35 [59016]	Steel Spool 4.10 & down 35 spline
ZG D60R-430R-T [36304]	thick 4.30 Ratio	ZP FSD60-4-35 [59018]	Steel Spool 4.56 & up 35 spline
ZG D60R-411R [36080]	4.11 Ratio	SL D60-35 [17004]	35 spline Spartan Locker w/hardened X/P shaft
ZG D60R-456R-T [36081]	thick 4.56 Ratio	<b>Overhaul &amp; Install Kits</b>	
ZG D60R-488R [36082]	4.88 Ratio	ZK D60-F [37020]	Master Overhaul Kit
ZG D60R-488R-T [36083]	thick 4.88 Ratio	ZBKD60-F [58041]	Bearing & Seal Kit
ZG D60R-513R-T [36084]	thick 5.13 Ratio	ZBKD60-SUP [58057]	Master Overhaul Kit
ZG D60R-538R [36085]	5.38 Ratio	ZPKD60-F [60016]	Pinion Install Kit
ZG D60R-538R-T [36086]	thick 5.38 Ratio	<b>Small Parts</b>	
<b>Spider Gear Sets</b>			
ZIKD60-S-35 [39009]	Standard open spider gear set 35 spline	SL XP-D60 [17019]	Hardened Cross Pin Shaft

# Spicer 70

Dodge, General Motors, Ford

R/G Diameter: 10.5" R/G Bolts: (12) 1/2" x 18 RH Cover Bolts: 10 Carrier Breaks: 4.10 / 4.56 Pinion Shaft Dia. / Spline: 1.750" / 29

PART #	Description	PART #	Description
<b>Ring &amp; Pinion Gear Sets</b>			
ZG D70-354 [36087]	3.54 Ratio	<b>Overhaul &amp; Install Kits</b>	
ZG D70-373 [36088]	3.73 Ratio	ZK D70 [37022]	Master Overhaul Kit
ZG D70-411 [36089]	4.11 Ratio	ZK D70-HD [37023]	Master Overhaul Kit
ZG D70-456 [36090]	4.56 Ratio	ZK D70-U [37024]	Master Overhaul Kit
ZG D70-456T [36344]	thick / 4.56 Ratio	ZBKD70-HD-A [58002]	Bearing & Seal kit
ZG D70-488 [36265]	4.88 Ratio	ZBKD70-U [58025]	Bearing & Seal kit
ZG D70-586 [36266]	5.86 Ratio	<b>Spider Gear Sets</b>	
<b>Traction Aids &amp; Spools</b>			
ZP FSD60-3-35 [59016]	Steel Spool 4.10 & down 35 spline	ZIKD70-S-32 [39010]	Standard open spider gear set, 32 spline
ZP FSD60-4-35 [59018]	Steel Spool 4.56 & up 35 spline	ZIKD70-S-35 [39011]	Standard open spider gear set, 35 spline
SL D60-35 [17004]	35 spline Spartan Locker w/hardened X/P shaft	ZIKD60-S-35 [39009]	Standard open spider gear set, 35 spline
<b>Small Parts</b>			
		SL XP-D60 [17019]	Hardened Cross Pin Shaft

# Spicer 80

Dodge, General Motors, Ford

R/G Diameter: 11.25" R/G Bolts: (12) 9/16" x 18 RH Cover Bolts: 10 Carrier Breaks: 3.73 / 4.10 Pinion Shaft Dia. / Spline: 2.0" / 37

PART #	Description	PART #	Description
<b>Ring &amp; Pinion Gear Sets</b>		<b>Overhaul &amp; Install Kits</b>	
ZG D80-331 [36270]	3.31 Ratio	ZK D80-A [37025]	4.125" O.D. Master Overhaul Kit
ZG D80-354 [36091]	3.54 Ratio	ZK D80-B [37078]	4.375" O.D. Master Overhaul Kit
ZG D80-373 [36092]	3.73 Ratio	ZBKD80-A [58003]	4.125" O.D. / Bearing & Seal kit
ZG D80-373-4 [36093]	3.73 Ratio / thin	ZBKD80-B [58004]	4.375" O.D. / Bearing & Seal kit
ZG D80-411 [36094]	4.11 Ratio		
ZG D80-411T [36095]	4.11 Ratio / thick	<b>Spider Gear Sets</b>	
ZG D80-430 [36096]	4.30 Ratio	ZIKD70-S-35 [39011]	Standard open spider gear set, 35 spline
ZG D80-463 [36097]	4.63 Ratio	ZIKD80-S-37 [39012]	Standard open spider gear set, 37 spline
ZG D80-488 [36098]	4.88 Ratio		
ZG D80-513 [36099]	5.13 Ratio		
ZG D80-538 [36271]	5.38 Ratio		

# Ford 7.5"

Passenger Car, Small Truck & Astro Van

R/G Diameter: 7.5" R/G Bolts: (10) 7/16" x 20 RH Cover Bolts: 10 Carrier Breaks: None Pinion Shaft Dia. / Spline: 1.625" / 28

PART #	Description	PART #	Description
<b>Ring &amp; Pinion Gear Sets</b>		<b>Overhaul &amp; Install Kits</b>	
ZG F7.5-308 [36113]	3.08 Ratio	ZK F7.5 [37027]	Master Overhaul Kit
ZG F7.5-373 [36114]	3.73 Ratio		
ZG F7.5-411 [36267]	4.11 Ratio	<b>Spider Gear Sets</b>	
ZG F7.5-456 [36277]	4.56 ratio	ZIKF7.5-S-28 [39014]	Standard open spider gear set, 28 spline

# Ford 8"

Passenger Car

R/G Diameter: 8.0" R/G Bolts: (10) 3/8" x 20 RH Cover Bolts: Dropout Carrier Breaks: None Pinion Shaft Dia. / Spline: 1.188" / 25

PART #	Description	PART #	Description
<b>Ring &amp; Pinion Gear Sets</b>		<b>Spider Gear Sets</b>	
ZG F8-300 [36115]	3.00 Ratio	ZIKF9-S-28-2 [39018]	Standard open spider gear set, 28 spline, 2 pinion
ZG F8-325 [36116]	3.25 Ratio		
ZG F8-355 [36117]	3.55 Ratio	<b>Traction Aids &amp; Spools</b>	
ZG F8-380 [36118]	3.80 Ratio	ZP MINSF9-28 [59022]	Mini spool, 28 spline
ZG F8-411 [36119]	4.11 Ratio	SL F9-28-31 [17042]	28 spline, Spartan Locker, w/hardened X/P shaft
<b>Overhaul &amp; Install Kits</b>		<b>Small Parts</b>	
ZK F8 [37028]	Master Overhaul kit	SL XP-F9-L [17021]	Hardened Cross Pin Shaft-long
ZK F8-AG [37029]	Master Overhaul kit, w/ aftermarket posi or locker	SL XP-F9-S [17022]	Hardened Cross Pin Shaft-short
		SL XP-F9-XS [17044]	Hardened Cross Pin Shaft/ 2 pinion case

# Ford 8.8" Standard & Reverse

Passenger Car & Truck

R/G Diameter: 8.8" R/G Bolts: (12) 7/16" x 20 RH Cover Bolts: 10 Carrier Breaks: None Pinion Shaft Dia. / Spline: 1.625" / 28

PART #	Description	PART #	Description
<b>Ring &amp; Pinion Gear Sets</b>		<b>Ring &amp; Pinion Gear Sets (Cont.)</b>	
ZG F8.8-308 [36120]	3.08 Ratio	ZG F8.8R-373R [36306]	3.73 Ratio, Reverse
ZG F8.8-327 [36309]	3.27 Ratio	ZG F8.8R-456R [36130]	4.56 Ratio, Reverse
ZG F8.8-331 [36121]	3.31 Ratio	ZG F8.8R-488R [36131]	4.88 Ratio, Reverse
ZG F8.8-355 [36122]	3.55 Ratio	ZG F8.8R-513R [36132]	5.13 Ratio, Reverse
ZG F8.8-373 [36123]	3.73 Ratio		
ZG F8.8-390 [36124]	3.90 Ratio	<b>Overhaul &amp; Install Kits</b>	
ZG F8.8-411 [36125]	4.11 Ratio	ZK F8.8 [37030]	Master Overhaul kit, '09 & down
ZG F8.8R-411R [36129]	4.11 Ratio, Reverse	ZK F8.8-B [37080]	3.250" O.D. Master Overhaul Kit, '10 & up Mustang
ZG F8.8-430 [36329]	4.30 Ratio	ZK F8.8-C [37081]	3.544" O.D. Master Overhaul Kit, '11 & up F150
ZG F8.8-456 [36126]	4.56 Ratio	ZK F8.8--SUV [37031]	Master Overhaul Kit
ZG F8.8-488 [36127]	4.88 Ratio	ZK F8.8-REV [37032]	Master Overhaul Kit
ZG F8.8-513 [36128]	5.13 Ratio	ZK F8.8-REV-B [36117]	Master Overhaul Kit, '09 & up

Continued on next page



# Ford 8.8" Standard & Reverse (Cont.)

Passenger Car & Truck

R/G Diameter: 8.8" R/G Bolts: (12) 7/16" x 20 RH Cover Bolts: 10 Carrier Breaks: None Pinion Shaft Dia. / Spline: 1.625" / 28

PART #	Description	PART #	Description
<b>Overhaul &amp; Install Kits (Cont.)</b>			
ZBKF8.8 [58007]	Bearing & Seal kit, '09 & down	ZIKF8.8-S-28 [39015]	Standard open spider gear set, 28 spline
ZBKF8.8-B [58027]	3.250" O.D. Bearing & Seal Kit, '10 & up Mustang	ZIKF8.8-S-31 [39016]	Standard open spider gear set, 31 spline
ZBKF8.8-C [58028]	3.544" O.D. Bearing & Seal Kit, '11 & up F150	ZIKF8.8-T/L-31 [39032]	Trac Loc posi spider gear set, 31 spline
ZPKF8.8-A [60009]	Pinion Install Kit, '09 & down		
<b>Traction Aids &amp; Spools</b>			
SL F8.8-31 [17005]	31 spline, Spartan Locker, w/hardened X/P shaft		
<b>Small Parts</b>			
SL XP-F8.8 [17020]	Hardened Cross Pin Shaft		

# Ford 9"

Passenger Car, Truck and Racing Applications

R/G Diameter: 9" R/G Bolts: (10) 7/16" x 20 LH Cover Bolts: Dropout Carrier Breaks: None Pinion Shaft Dia. / Spline: 1.312" / 28, 1.5" / 35

PART #	Description	PART #	Description
<b>Ring &amp; Pinion Gear Sets</b>			
ZG F9-300 [36133]	3.00 Ratio	ZK F9-A [37033]	Master Overhaul Kit
ZG F9-325 [36134]	3.25 Ratio	ZK F9-A-SPC [37034]	Master Overhaul Kit, w/solid spacer
ZG F9-350 [36135]	3.50 Ratio	ZK F9-B [37035]	Master Overhaul Kit
ZG F9-370 [36137]	3.70 Ratio	ZK F9-C [37036]	Master Overhaul Kit
ZG F9-389 [36138]	3.89 Ratio	ZK F9-C-SPC [37037]	Master Overhaul Kit, w/solid spacer
ZG F9-411 [36139]	4.11 Ratio	ZK F9-HDC [37038]	Master Overhaul Kit
ZG F9-433 [36140]	4.33 Ratio	ZK F9-HDC-SPC [37039]	Master Overhaul Kit, w/solid spacer
ZG F9-456 [36141]	4.56 Ratio	ZK F9-HDD-SPC [37040]	Master Overhaul Kit, w/solid spacer
ZG F9-471 [36142]	4.71 Ratio	ZBKF9-A [58043]	Bearing & Seal Kit, LM102910 carrier races
ZG F9-486 [36143]	4.86 Ratio	ZPKF9-A [60002]	Pinion Bearing kit
ZG F9-513 [36145]	5.13 Ratio		
ZG F9-529 [36146]	5.29 Ratio	<b>Traction Aids &amp; Spools</b>	
ZG F9-543 [36147]	5.43 Ratio	ZP FSF9-28 [59003]	steel spool, 28 spline
ZG F9-567 [36148]	5.67 Ratio	ZP FSF9-31 [59004]	steel spool, 31 spline
ZG F9-600 [36150]	6.00 Ratio	ZP FSF9-35 [59025]	steel spool, 35 spline
ZG F9-633 [36152]	6.33 Ratio	ZP MINSF9-28 [59022]	Mini spool, 28 spline
ZG F9-650 [36153]	6.50 Ratio	ZP MINSF9-31 [59023]	Mini spool, 31 spline
		SL F9-28-31 [17042]	28/31 spline, Spartan Locker, w/hardened X/P shaft
<b>Spider Gear Sets</b>			
ZIKF9-S-28-2 [39018]	Standard open spider gear set, 28 spline, 2 pinion	<b>Small Parts</b>	
ZIKF9-S-31-4 [39019]	Standard open spider gear set, 31 spline, 4 pinion	SL XP-F9-L [17021]	Hardened Cross Pin Shaft-long
		SL XP-F9-S [17022]	Hardened Cross Pin Shaft-short
		SL XP-F9-XS [17044]	Hardened Cross Pin Shaft, 2-pinion case

**Ford 9"  
Lightweight Spool**



**Toyota V6  
Spool**



# Ford 9.75"

Ford Trucks & SUV

R/G Diameter: 9.75" R/G Bolts: (12) 12mm x 1.25 RH Cover Bolts: 12 Carrier Breaks: None Pinion Shaft Dia. / Spline: 1.970" / 31

PART #	Description	PART #	Description
<b>Ring &amp; Pinion Gear Sets</b>			
ZG F9.75-308 [36154]	3.08 Ratio, '10 & Down	ZG F9.75-513 [36160]	5.13 Ratio, '10 & Down
ZG F9.75-355-11 [36293]	3.55 Ratio, '11 & up	ZK F9.75-A [37086]	Master Overhaul Kit, '97-'98
ZG F9.75-373-11 [36294]	3.73 Ratio, '11 & up	ZK F9.75-B [37087]	Master Overhaul Kit, '00-'07
ZG F9.75-411 [36157]	4.11 Ratio, '10 & Down	ZK F9.75-C [37101]	Master Overhaul Kit, '08-'10
ZG F9.75-411-11 [36295]	4.11 Ratio, '11 & up	ZK F9.75-D [37102]	Master Overhaul Kit, '11 & up
ZG F9.75-456-11 [36296]	4.56 Ratio, '11 & up	ZBKF9.75-A [58008]	Bearing & Seal kit, '97-'98
ZG F9.75-488-11 [36297]	4.88 Ratio, '11 & up	ZBKF9.75-B [58009]	Bearing & Seal kit, '00-'07
<b>Spider Gear Sets</b>			
ZIKF9.75-S-34 [39017]	Standard open spider gear set, 34 spline	ZBKF9.75-C [58029]	Bearing & Seal Kit, '08-'10
		ZBKF9.75-D [58030]	Bearing & Seal Kit, '11 & up
		ZPKF9.75 [60021]	Pinion Bearing kit

# Ford 10.25" / 10.5"

Ford Truck

R/G Diameter: 10.25" R/G Bolts: (12) 1/2" x 20 RH Cover Bolts: 12 Carrier Breaks: None Pinion Shaft Dia. / Spline: 1.940" / 31 ('10 & down) 37 ('11 & up)

PART #	Description	PART #	Description
<b>Ring &amp; Pinion Gear Sets</b>			
ZG F10.25-355S [36102]	3.55 Ratio, '92 & older	ZG F10.5-411-31 [36274]	4.11 Ratio, '99-'10
ZG F10.25-355L [36103]	3.55 Ratio, '93-'98	ZG F10.5-456-31 [36275]	4.56 Ratio, '99-'10
ZG F10.25-373L [36104]	3.73 Ratio, '93-'98	<b>Overhaul &amp; Install Kits</b>	
ZG F10.25-411S [36105]	4.11 Ratio, '92 & older	ZK F10.25 [37026]	Master Overhaul Kit, '98 & down
ZG F10.25-411L [36106]	4.11 Ratio, '93-'98	ZK F10.5-A [37085]	Master Overhaul Kit, '07 & down
ZG F10.5-411-37 [36364]	4.11 Ratio, '11 & up	ZK F10.5-B [37098]	Master Overhaul Kit, '08-'10 w/10.25"
ZG F10.25-430L [36107]	4.30 Ratio, '93-'98	ZK F10.5-C [37099]	Master Overhaul Kit, '08-'10 w/10.5" OEM R&P
ZG F10.5-430-37 [36365]	4.30 Ratio, '11 & up	ZK F10.5-D [37100]	Master Overhaul Kit, '11 & up
ZG F10.25-456S [36280]	4.56 Ratio, '92 & older	ZBKF10.25 [58005]	Bearing & Seal Kit, '98 & down
ZG F10.25-456L [36109]	4.56 Ratio, '93-'98	ZBKF10.5 [58006]	Bearing & Seal Kit, '99-'07
ZG F10.25-488L [36110]	4.88 Ratio, '93-'98	ZBKF10.5-B [58054]	Bearing & Seal Kit, '08-'10 w/10.25"
ZG F10.25-513L [36111]	5.13 Ratio, '93-'98	ZBKF10.5-C [58055]	Bearing & Seal Kit, '08-'10 w/10.5" OEM R&P
ZG F10.25-538L [36112]	5.38 Ratio, '93-'98	<b>Spider Gear Sets</b>	
ZG F10.5-355-31 [36272]	3.08 Ratio, '99-'10	ZIKF10.25-S-35 [39013]	Standard open spider gear set, 35 spline
ZG F10.5-373-31 [36273]	3.73 Ratio, '99-'10		
ZG F10.5-373-37 [36345]	3.73 Ratio, '11 & up		

# GM 7.2IFS

GM IFS

R/G Diameter: 7.2" R/G Bolts: (10) 10mm x 1.25 Cover Bolts: N/A Carrier Breaks: 3.08 / 3.23 Pinion Shaft Dia. / Spline: 1.313" / 27

PART #	Description	PART #	Description
<b>Ring &amp; Pinion Gear Sets</b>			
ZG GM7.2-373R [36415]	3.73 Ratio	<b>Overhaul &amp; Install Kits</b>	
		ZK GM7.2IFS-A [37140]	Master Overhaul Kit, '83-'97 S10 & S15
		ZK GM7.2IFS-B [37141]	Master Overhaul Kit, '98 & up
		ZK GM7.2IFS-C [37142]	Master Overhaul Kit, '01-'09 Trailblazer & Envoy

# GM 7.5" / 7.6"

GM Passenger Car & Truck

R/G Diameter: 7.5" R/G Bolts: (10) 7/16" x 20 LH Cover Bolts: 10 Carrier Breaks: 3.08 / 3.23 Pinion Shaft Dia. / Spline: 1.438" / 27

PART #	Description	PART #	Description
<b>Ring &amp; Pinion Gear Sets</b>			
ZG GM7.5-273 [36192]	2.73 Ratio	<b>Spider Gear Sets</b>	
ZG GM7.5-308 [36193]	3.08 Ratio	ZBKGM7.5-B [58015]	Standard open spider gear set, 26 spline
ZG GM7.5-323 [36194]	3.23 Ratio	ZBKGM7.5-B [58015]	Standard open spider gear set, 28 spline
ZG GM7.5-342 [36195]	3.42 Ratio	<b>Overhaul &amp; Install Kits</b>	
ZG GM7.5-342T [36196]	3.42 Ratio / thick	ZK GM7.5-A [37048]	Master Overhaul Kit, '81 & older
ZG GM7.5-373 [36197]	3.73 Ratio	ZK GM7.5-B [37049]	Master Overhaul Bearing Kit, '82-'99
ZG GM7.5-373T [36198]	3.73 Ratio / thick	ZK GM7.5-C [37050]	Master Overhaul Bearing Kit, '00 & up
ZG GM7.5-411 [36199]	4.11 Ratio	ZBKGM7.5-B [58015]	Bearing & Seal kit, '82-'99
ZG GM7.5-411T [36200]	4.11 Ratio / thick	ZBKGM7.5-B [58015]	Bearing & Seal kit, '00 & up
ZG GM7.5-456 [36201]	4.56 Ratio	ZBKGM7.5-B [58015]	Pinion Install Kit, '82-'99
		ZBKGM7.5-B [58015]	Pinion Install Kit, '00 & up

## GM 7.6IFS

Hummer H3, Chevy Colorado 33097

R/G Diameter: 7.625" R/G Bolts: (10) 7/16" x 20 RH Cover Bolts: 10 Carrier Breaks: 3.08 / 3.23 Pinion Shaft Dia. / Spline: 1.438" / 28

### PART #

### Description

#### Overhaul & Install Kits

ZK GM7.6IFS [37143] Master Overhaul Kit

## GM 7.75"

GTO

R/G Diameter: 7.75" R/G Bolts: (8) Cover Bolts: 9 Carrier Breaks: 2.77 / 3.27 Pinion Shaft Dia. / Spline: 27

### PART #

### Description

#### Overhaul & Install Kits

ZK G7.75IRS [37144] Master Overhaul Kit, '04-'06 Pontiac GTO

## GM 8.0"

Envoy / Trail Blazer

R/G Diameter: 8.0" R/G Bolts: (10) 7/16" x 20 LH Cover Bolts: 10 Carrier Breaks: None Pinion Shaft Dia. / Spline: 1.781" / 27

### PART #

### Description

#### Ring & Pinion Gear Sets

ZK GM8.0 [37072] Master Overhaul Kit

## GM 8.2"

'64-'72 Chevrolet Passenger Car

R/G Diameter: 8.2" R/G Bolts: (10) 3/8" x 24 LH Cover Bolts: 10 Carrier Breaks: 2.76 / 3.07 Pinion Shaft Dia. / Spline: 1.438" / 25

### PART #

### Description

### PART #

### Description

#### Ring & Pinion Gear Sets

ZG GM8.2-308 [36202] 3.08 Ratio  
ZG GM8.2-336 [36203] 3.36 Ratio  
ZG GM8.2-355 [36204] 3.55 Ratio  
ZG GM8.2-373 [36205] 3.73 Ratio  
ZG GM8.2-411 [36206] 4.11 Ratio

#### Overhaul & Install Kits

ZK GM8.2 [37051] Master Overhaul Kit  
ZBKG8.2 [58049] Bearing & Seal Kit

#### Traction Aids & Spools

ZP MINS8.2-28 [59024] Mini spool

#### Spider Gear Sets

ZIKGM8.2-S-28 [39025] Standard open spider gear set, 28 spline

## GM 8.2" BOP

'64-'72 Buick, Olds & Pontiac

R/G Diameter: 8.2" R/G Bolts: (10) 3/8" x 24 LH Cover Bolts: 10 Carrier Breaks: 2.76 / 2.94 & 3.21 / 3.31 Pinion Shaft Dia. / Spline: 1.438" / 27

### PART #

### Description

#### Overhaul & Install Kits

ZK GM8.2BOP [37054] Master Overhaul Kit

## GM Cast Iron Corvette

'63-'79 Corvette

R/G Diameter: 8.2" R/G Bolts: (10) 3/8" x 24 RH Cover Bolts: 8 Carrier Breaks: 2.76 / 3.07-3.90 / 4.10 Pinion Shaft Dia. / Spline: 1.625" / 30

### PART #

### Description

#### Overhaul & Install Kits

ZK GMVET-CI [37063] Master Overhaul Kit  
ZBKG8.2-CI [58052] Bearing Kit

# GM 8.25" IFS Front

1993-Present GM 1/2 & 3/4 ton IFS

R/G Diameter: 8.25" R/G Bolts: (10) 7/16" x 20 LH Cover Bolts: N/A Carrier Breaks: 3.23 / 3.42 Pinion Shaft Dia. / Spline: 1.625" / 30

PART #	Description	PART #	Description
<b>Ring &amp; Pinion Gear Sets</b>			
ZG GM8.25-342R [36343]	3.42 Ratio	ZK GM8.25IFS-A [37052]	Master Overhaul Kit, '98 & older
ZG GM8.25-373R [36342]	3.73 Ratio	ZK GM8.25IFS-B [37053]	Master Overhaul Kit, '99 & up
ZG GM8.25-411R [36207]	4.11 Ratio	ZBKGM8.25IFS-B [58021]	Bearing Kit, '99 & up
ZG GM8.25-456R [36208]	4.56 Ratio		
ZG GM8.25-488R [36209]	4.88 Ratio		
ZG GM8.25-513R [36210]	5.13 Ratio		

# GM 8.5"

'70-Present Passenger Car, '78-'99 1/2 Ton Truck

R/G Diameter: 8.5" R/G Bolts: (10) 7/16" x 20 LH Cover Bolts: 10 Carrier Breaks: 2.56 / 2.73 Pinion Shaft Dia. / Spline: 1.625" / 30

PART #	Description	PART #	Description
<b>Ring &amp; Pinion Gear Sets</b>			
ZG GM8.5-273 [36346]	2.73 Ratio	ZK GM8.5 [37055]	Master Overhaul Kit, Rear
ZG GM8.5-308 [36211]	3.08 Ratio	ZK GM8.5-F [37056]	Master Overhaul Kit, Front
ZG GM8.5-323 [36212]	3.23 Ratio	ZK GM8.5-HD [37057]	Master Overhaul Kit, w/HD carrier bearings
ZG GM8.5-342 [36213]	3.42 Ratio	ZBKGM8.5 [58011]	Bearing Kit
ZG GM8.5-373 [36214]	3.73 Ratio	ZBKGM8.5-HD [58050]	Bearing Kit, w/HD carrier bearings
ZG GM8.5-390 [36215]	3.90 Ratio		
ZG GM8.5-411 [36216]	4.11 Ratio	<b>Traction Aids &amp; Spools</b>	
ZG GM8.5-430 [36217]	4.30 Ratio	ZP MINSGM8.5-28 [59011]	Mini Spool
ZG GM8.5-456 [36218]	4.56 Ratio	SL GM8.5-28 [17040]	Spartan Locker, 28 spline w/hardened X/P shaft
ZG GM8.5-488 [36219]	4.88 Ratio	SL GM8.5-30 [17041]	Spartan Locker, 30 spline w/hardened X/P shaft
ZG GM8.5-513 [36220]	5.13 Ratio		
ZG GM8.5-538 [36221]	5.38 Ratio		
<b>Spider Gear Sets</b>			
ZIKGM8.5-S-28 [39026]	Spider Gear Set, 28 spline		
ZIKGM8.5-S-30 [39027]	Spider Gear Set, 30 spline		
ZPKGM8.5 [60013]	Pinion Install Kit		
		SL XP-GM8.5 [17024]	Cross Pin Shaft

# Olds Pontiac 8.5"

Oldsmobile, Pontiac

R/G Diameter: 8.5" R/G Bolts: (10) 3/8" x 20 LH Cover Bolts: 12 Carrier Breaks: 2.78 / 3.08 - 3.23 / 3.43 Pinion Shaft Dia. / Spline: 1.626" / 27

PART #	Description	PART #	Description
<b>Overhaul &amp; Install Kits</b>			
ZK GM8.5OLDS-28 [37058]	Master Overhaul Kit	<b>Traction Aids &amp; Spools</b>	
		ZP PGM8.50-3-28 [59005]	Positraction, 28 spline
		ZP PGM8.50-3-31 [59006]	Positraction, 31 spline

# GM 8.6"

'00 & Up 1/2 Ton Truck & Passenger Car

R/G Diameter: 8.6" R/G Bolts: (10) 7/16" x 20 LH Cover Bolts: 10 Carrier Breaks: 2.56 / 2.73 Pinion Shaft Dia. / Spline: 1.625" / 30

PART #	Description	PART #	Description
<b>Ring &amp; Pinion Gear Sets</b>			
ZG GM8.5-273 [36346]	2.73 Ratio	ZK GM8.6 [37059]	Master Overhaul Kit, '99-'08
ZG GM8.5-308 [36211]	3.08 Ratio	ZK GM8.6-B [37060]	Master Overhaul Kit, '09 & up
ZG GM8.5-323 [36212]	3.23 Ratio	ZBKGM8.6 [58012]	Bearing Kit, '99 - '08
ZG GM8.5-342 [36213]	3.42 Ratio	ZBKGM8.6-B [58013]	Bearing Kit, '09 & up
ZG GM8.5-373 [36214]	3.73 Ratio	ZPKGM8.6-A [60014]	Pinion Install Kit, '99 - '08
ZG GM8.5-390 [36215]	3.90 Ratio		
ZG GM8.5-411 [36216]	4.11 Ratio	<b>Spider Gear Sets</b>	
ZG GM8.5-430 [36217]	4.30 Ratio	ZIKGM8.6-S-30V2 [39028]	Spider Gear Set, 30 spline, '00-'06
ZG GM8.5-456 [36218]	4.56 Ratio		
ZG GM8.5-488 [36219]	4.88 Ratio		
ZG GM8.5-513 [36220]	5.13 Ratio		
ZG GM8.5-538 [36221]	5.38 Ratio		

## GM 8.6IRS

Late Model Camaro, V8

R/G Diameter: 8.6" R/G Bolts: (10) 7/16" x 20 LH Carrier Breaks: none Pinion Shaft Dia. / Spline: 1.875" / 32

### PART #

### Description

#### Overhaul & Install Kits

ZK GM8.6IRS [37103] Master Overhaul Kit

## GM 55P

'55-'64 Chevrolet Passenger Car & Truck

R/G Diameter: 8.5" R/G Bolts: (10) 7/16" x 20 LH Cover Bolts: 10 Carrier Breaks: 2.56 / 2.73 Pinion Shaft Dia. / Spline: 1.625" / 30

### PART #

### Description

### PART #

### Description

#### Ring & Pinion Gear Sets

ZG GM55P-308 [36189] 3.08 Ratio  
ZG GM55P-373 [36191] 3.73 Ratio

#### Overhaul & Install Kits

ZK GM55CHEVY [36191] Master Overhaul Kit  
ZBKGM55CHEVY [58048] Bearing Kit

## GM Passenger Car 12 Bolt

'64-'72 Chevy & Other GM Passenger Cars

R/G Diameter: 8.875" R/G Bolts: (12) 3/8" x 24 RH Cover Bolts: 12 Carrier Breaks: 2.76 / 3.08 - 3.90 / 4.10 Pinion Shaft Dia. / Spline: 1.625" / 30

### PART #

### Description

### PART #

### Description

#### Ring & Pinion Gear Sets

ZG GM12P-342 [36165] 3.42 Ratio  
ZG GM12P-355 [36166] 3.55 Ratio  
ZG GM12P-373 [36167] 3.73 Ratio  
ZG GM12P-373-4 [36168] 3.73 Ratio / thin  
ZG GM12P-390 [36169] 3.90 Ratio  
ZG GM12P-411 [36168] 4.11 Ratio  
ZG GM12P-411T [36171] 4.11 Ratio / thick  
ZG GM12P-456 [36172] 4.56 Ratio

#### Overhaul & Install Kits

ZK GM12P [37042] Master Overhaul Kit  
ZBKGM12P [58044] Bearing Kit

#### Traction Aids & Spools

SL GM12-30 [17032] 30 spline, Spartan Locker, w/hardened X/P shaft

#### Small Parts

SL XP-GM12 [17023] Cross Pin Shaft

#### Spider Gear Sets

ZIKGM12-S-30 [39021] Spider Gear Set, 30 spline

## GM Truck 12 Bolt

'63-'82 GM 1/2 Ton

R/G Diameter: 8.875" R/G Bolts: (12) 3/8" x 24 RH Cover Bolts: 12 Carrier Breaks: 2.73 / 2.76 - 3.42 / 3.73 Pinion Shaft Dia. / Spline: 1.438" / 30

### PART #

### Description

### PART #

### Description

#### Ring & Pinion Gear Sets

ZG GM12T-308 [36173] 3.08 Ratio  
ZG GM12T-342 [36174] 3.42 Ratio  
ZG GM12T-373 [36175] 3.73 Ratio  
ZG GM12T-373T [36176] 3.73 Ratio / thick  
ZG GM12T-411 [36177] 4.11 Ratio  
ZG GM12T-411T [36178] 4.11 Ratio / thick  
ZG GM12T-456 [36179] 4.56 Ratio  
ZG GM12T-456T [36180] 4.56 Ratio / thick  
ZG GM12T-488 [36181] 4.88 Ratio

#### Overhaul & Install Kits

ZK GM12T [37043] Master Overhaul Kit  
ZBKGM12T [58045] Bearing Kit

#### Traction Aids & Spools

SL GM12-30 [17032] 30 spline, Spartan Locker, w/hardened X/P shaft

#### Small Parts

SL XP-GM12 [17023] Cross Pin Shaft

#### Spider Gear Sets

ZIKGM12-S-30 [39021] Standard open spider gear set, 30 spline

## GM 9.25" IFS

'89-Present 3/4 & 1 Ton IFS

R/G Diameter: 9.25" R/G Bolts: (12) 12mm x 1.5 LH Cover Bolts: N/A ('10 & down) or 12 ('11 & up) Carrier Breaks: None Pinion Shaft Dia. / Spline: 1.875" / 30

PART #	Description	PART #	Description
<b>Ring &amp; Pinion Gear Sets</b>		<b>Overhaul &amp; Install Kits</b>	
ZG GM9.25-342R [36286]	3.42 Ratio	ZK GM9.5-A [37062]	Master Overhaul Kit, '10 & down
ZG GM9.25-373R [36276]	3.73 Ratio	ZK GM9.25IFS-B [37146]	Master Overhaul Kit, '11 & up
ZG GM9.25-411R [36283]	4.11 Ratio	ZBKGM9.25IFS-A [58023]	Bearing Kit, '10 & down
ZG GM9.25-456R [36285]	4.56 Ratio	ZBKGM9.25IFS-B [58024]	Bearing Kit, '11 & up
ZG GM9.25-513R [36222]	5.13 Ratio		
ZG GM9.25-538R [36223]	5.38 Ratio		

## GM 9.5"

'79-'13, 3/4 & 1 Ton w/ c-clip rear & some HD 1/2 Ton

R/G Diameter: 9.5" R/G Bolts: (12) 12mm x 1.5 LH Cover Bolts: 14 Carrier Breaks: None Pinion Shaft Dia. / Spline: 1.875" / 30

PART #	Description	PART #	Description
<b>Ring &amp; Pinion Gear Sets</b>		<b>Overhaul &amp; Install Kits</b>	
ZG GM9.5-342 [36298]	3.42 Ratio	ZK GM9.5-A [37062]	Master Overhaul Kit, '79-'97
ZG GM9.5-373 [36224]	3.73 Ratio	ZK GM9.5-B [37073]	Master Overhaul Kit, '98-'13
ZG GM9.5-411 [36225]	4.11 Ratio	ZBKGM9.5-B [58051]	Bearing Kit, '98-'13
ZG GM9.5-456 [36226]	4.56 Ratio		
ZG GM9.5-488 [36227]	4.88 Ratio	<b>Spider Gear Sets</b>	
ZG GM9.5-513 [36228]	5.13 Ratio	ZIKGM9.5-S-33 [39029]	Spider Gear Set, 33 spline
ZG GM9.5-538 [36229]	5.38 Ratio		

## GM 9.5" 12 Bolt

2014 - Present, 1/2 Ton

R/G Diameter: 9.50" R/G Bolts: 12 Cover Bolts: 12 Carrier Breaks: None Pinion Shaft Diameter/Spline: 1.875"/30

PART #	Description
<b>Overhaul &amp; Install Kits</b>	
ZK GM9.5-12B [37118]	Master Overhaul Kit

## GM 9.76"

2014 - Present, 1/2 Ton

R/G Diameter: 9.76" R/G Bolts: (12) 12mm x 1.5 LH Cover Bolts: 14 Carrier Breaks: None Pinion Shaft Dia. / Spline: 1.875" / 30

PART #	Description
<b>Overhaul &amp; Install Kits</b>	
ZK GM9.76 [37119]	Master Overhaul Kit

## GM 10.5" 14 Bolt Truck

73 & Up GM 3/4 & 1 Ton, full float

R/G Diameter: 10.5" R/G Bolts: (12) 9/16" x 18 RH Cover Bolts: 14 Carrier Breaks: 4.10/4.56 Pinion Shaft Dia. / Spline: 1.75" / 30

PART #	Description	PART #	Description
<b>Ring &amp; Pinion Gear Sets</b>		<b>Overhaul &amp; Install Kits</b>	
ZG GM14T-342 [36284]	3.42 Ratio	ZK GM14T-A [37044]	Master Overhaul Kit, '88 & down
ZG GM14T-373 [36182]	3.73 Ratio	ZK GM14T-B [37045]	Master Overhaul Kit, '89-'97
ZG GM14T-411 [36183]	4.11 Ratio	ZK GM14T-C [37046]	Master Overhaul Kit, '98 & up
ZG GM14T-456 [36184]	4.56 Ratio	ZBKGM14T-C [58010]	Bearing & Seal Kit, '98 & up
ZG GM14T-456T [36185]	4.56 Ratio / thick	ZBKGM14T-A [58046]	Bearing & Seal kit, '88 & down
ZG GM14T-488T [36186]	4.88 Ratio / thick	ZBKGM14T-B [58047]	Bearing & Seal kit, '89-'97
ZG GM14T-513T [36187]	5.13 Ratio / thick		
ZG GM14T-538T [36188]	5.38 Ratio / thick	<b>Spider Gear Sets</b>	
		ZIKGM14T-S-30 [39022]	Standard open spider gear set, 30 spline

# GM 11.5"

00 & Up Extra HD 3/4 & 1 Ton

R/G Diameter: 11.5" R/G Bolts: 12 Cover Bolts: 14 Carrier Breaks: None Pinion Shaft Dia. / Spline: 30

PART #	Description	PART #	Description
<b>Ring &amp; Pinion Gear Sets</b>			
ZG GM11.5-342 [36328]	3.42 Ratio	<b>Overhaul &amp; Install Kits</b>	
ZG GM11.5-373 [36282]	3.73 Ratio	ZK GM11.5 [37041]	4.125" O.D. Master Overhaul Kit, '10 & down
ZG GM11.5-411 [36161]	4.11 Ratio	ZK GM11.5-B [37074]	4.375" O.D. Master Overhaul Kit, '11 & up
ZG GM11.5-456 [36162]	4.56 Ratio	ZBKGM11.5-A [58016]	Bearing & Seal Kit 4.125" O.D., '10 & down
ZG GM11.5-488 [36163]	4.88 Ratio	<b>Spider Gear Sets</b>	
		ZIKGM11.5-S-30 [39020]	Standard open spider gear set, 30 spline

# Toyota 7.5" Standard Rotation

'79 1/2 ton 2WD Rear, '86 - '98 1/2 Ton 4WD IFS

R/G Diameter: 7.5" R/G Bolts: (10) 11mm x 1.0 RH Cover Bolts: Dropout Carrier Breaks: None Pinion Shaft Dia. / Spline: 27

PART #	Description	PART #	Description
<b>Ring &amp; Pinion Gear Sets</b>			
ZG T7.5-488 [36243]	4.88 Ratio	<b>Traction Aids &amp; Spools</b>	
ZG T7.5-529 [36244]	5.29 Ratio	SL T7.5-27 [17014]	27 spline, Spartan Locker, w/hardened X/P shaft
<b>Overhaul &amp; Install Kits</b>			
ZK T7.5-4CYL [37106]	Master Overhaul Kit, 4 Cyl., w/o side shims	<b>Small Parts</b>	
ZK T7.5-4CYL-FULL [37107]	Master Overhaul Kit, 4 Cyl. w/side shims	SL XP-T7.5 [17030]	Hardened Cross Pin Shaft
ZK T7.5-V6 [37110]	Master Overhaul Kit, 6 Cyl., w/o side shims		
ZK T7.5-V6-FULL [37111]	Master Overhaul Kit, 6 Cyl., w/side shims		

# Toyota 7.5" Reverse Rotation

'95 & Up Tacoma, T100 IFS, Tacoma, 4Runner & Sequoia

R/G Diameter: 7.5" R/G Bolts: (10) 11mm x 1.0 RH Cover Bolts: Dropout Carrier Breaks: None Pinion Shaft Dia. / Spline: 27

PART #	Description	PART #	Description
<b>Ring &amp; Pinion Gear Sets</b>			
ZG T7.5R-456R [36245]	4.56 Ratio	<b>Overhaul &amp; Install Kits</b>	
ZG T7.5R-488R [36246]	4.88 Ratio	ZK T7.5-REV [37108]	Master Overhaul Kit, 4 Cyl., w/o side shims
ZG T7.5R-529R [36247]	5.29 Ratio	ZK T7.5-REV-FULL [37109]	Master Overhaul Kit, 4 Cyl., w/side shims
<b>Traction Aids &amp; Spools</b>			
<b>Small Parts</b>			
SL XP-T7.5 [17030]	Hardened Cross Pin Shaft	SL T7.5-27 [17014]	27 spline, Spartan Locker, w/hardened X/P shaft



## Don't forget to pack a lunchbox.

Replace your spider gears with the easy-to-install, 9310 steel, lunchbox-style Spartan Locker from USA Standard Gear® Backed by a One Year Warranty.



## Toyota 8" 4 Cylinder

'79-'95 Rear, '79-'85 4WD Front, '85-'95 2WD Turbo Rear

R/G Diameter: 8.0" R/G Bolts: (10) 11mm x 1.0 RH Cover Bolts: Dropout Carrier Breaks: None Pinion Shaft Dia. / Spline: 1.378" / 27

PART #	Description	PART #	Description
<b>Ring &amp; Pinion Gear Sets</b>			
ZG T8-411-29 [36287]	4.11 Ratio / 29 spline	<b>Overhaul &amp; Install Kits</b>	
ZG T8-411K [36325]	4.11 Ratio yoke package / 29 Spline	ZK T8-A [37069]	Master Overhaul Kit, '85 & down
ZG T8-390K [36355]	4.30 Ratio / 29 spline	ZK T8-A-SPC [37076]	Master Overhaul Kit, '85 & down
ZG T8-456 [36251]	4.56 Ratio / 27 spline	ZK T8-B [37070]	Master Overhaul Kit, '86 & up or w/OEM R&P
ZG T8-456-29 [36288]	4.56 Ratio / 29 spline	<b>Traction Aids &amp; Spools</b>	
ZG T8-456K [36324]	4.56 Ratio yoke package / 29 Spline	ZP FST8-30 [59010]	4 cylinder spool
ZG T8-488-29 [36289]	4.88 Ratio / 29 spline	SL T8-30 [17015]	30 spline, Spartan Locker
ZG T8-529K [36323]	5.29 Ratio yoke package / 29 Spline	<b>Small Parts</b>	
ZG T8-529-29 [36290]	5.29 Ratio / 29 spline	SL XP-T8 [17031]	Hardened Cross Pin Shaft
ZG T8-571-29 [36291]	5.71 Ratio / 29 spline		
<b>Spider Gear Sets</b>			
ZIKT8-S-30 [39031]	Standard open spider gear set, 30 spline		

## Toyota V6

87-'95 Toyota Hilux 2WD & 4WD Pickup w/V6 engine, '77-'95 1/2 Ton 2WD Hilux Pickup

R/G Diameter: 8.125" R/G Bolts: (10) 11mm x 1.0 RH Cover Bolts: Dropout Carrier Breaks: None Shaft Dia. / Spline: 1.378" / 27

PART #	Description	PART #	Description
<b>Ring &amp; Pinion Gear Sets</b>			
ZG TV6-373-29 [36316]	3.73 Ratio / 29 Spline	<b>Overhaul &amp; Install Kits</b>	
ZG TV6-411-29 [36331]	4.11 Ratio / 29 Spline	ZK TV6 [37071]	Master Overhaul Kit, 27 spline
ZG TV6-411K [36320]	4.11 Ratio, yoke package / 29 Spline	ZK TV6-B [37088]	Master Overhaul Kit, 29 spline
ZG TV6-430-29 [36317]	4.30 Ratio / 29 Spline	ZK TV6-SPC [37075]	Master Overhaul Kit, 27 spline w/solid spacer
ZG TV6-456-29 [36310]	4.56 Ratio / 29 Spline	<b>Traction Aids &amp; Spools</b>	
ZG TV6-456K [36322]	4.56 Ratio, yoke package / 29 Spline	ZP FSTV6-30 [59012]	Steel spool
ZG TV6-488-29 [36307]	4.88 Ratio, 29 spline	SL TV6-30 [17034]	Toyota V6, 30 spline, Spartan Locker
ZG TV6-488K [36318]	4.88 Ratio, yoke package / 29 Spline		
ZG TV6-529-29 [36308]	5.29 Ratio, 29 spline		
ZG TV6-529K [36321]	5.29 Ratio, yoke package / 29 Spline		

## Toyota 8" Clamshell Front

FJ Cruiser Front

R/G Diameter: 8" R/G Bolts: (10) 11mm x 1.0 RH Cover Bolts: N/A Carrier Breaks: 3.73 / 3.91 Pinion Shaft Dia. / Spline: 1.378" / 29

PART #	Description
<b>Overhaul &amp; Install Kits</b>	
ZK TLC-REV-B [37115]	Master Overhaul Kit

## Toyota 10.5"

'07 & Up Tundra & Sequoia w/5.7L V8

R/G Diameter: 10.5" R/G Bolts: 14mm RH Cover Bolts: Dropout Carrier Breaks: None Pinion Shaft Dia. / Spline: 1.770" / 34

PART #	Description
<b>Overhaul &amp; Install Kits</b>	
ZK T10.5 [37120]	Master Overhaul Kit

## Toyota Land Cruiser Reverse Rotation

91-'97 TLC Front

R/G Diameter: 9.5" R/G Bolts: (12) Cover Bolts: 10 Carrier Breaks: None Pinion Shaft Dia. / Spline: 10 or 27

PART #	Description	PART #	Description
<b>Ring &amp; Pinion Gear Sets</b>			
ZG TLCF-488R [36260]	4.88 Ratio	<b>Overhaul &amp; Install Kits</b>	
		ZK TLC-REV-A [37114]	Master Overhaul Kit, '91-'97



# Toyota Land Cruiser Standard Rotation

'69-'97 TLC Rear, '69-'90 TLC Front

R/G Diameter: 9.5" R/G Bolts: (12) Cover Bolts: 10 Carrier Breaks: None Pinion Shaft Dia. / Spline: 10 or 27

PART #	Description	PART #	Description
<b>Ring &amp; Pinion Gear Sets</b>		<b>Overhaul &amp; Install Kits</b>	
ZG TLC-411 [36256]	4.11 Ratio	ZK TLC-A [37082]	90 & older Master Overhaul Kit
ZG TLC-456 [36257]	4.56 Ratio	ZK TLC-B [37113]	91 & newer Master Overhaul Kit
ZG TLC-488 [36258]	4.88 Ratio	<b>Small Parts</b>	
ZG TLC-529 [36259]	5.29 Ratio	SL XP-GM12 [17023]	Hardened Cross Pin Shaft
<b>Traction Aids &amp; Spools</b>			
SL TLC-30 [17033] 30 spline, Spartan Locker, w/hardened X/P shaft			

# Toyota T100

Sequoia, Highlander, w/o factory locking differential

R/G Diameter: 8.125" R/G Bolts: (10) 11mm x 1.0 RH Cover Bolts: Dropout Carrier Breaks: None Pinion Shaft Dia. / Spline: 1.378" / 27

PART #	Description	PART #	Description
<b>Ring &amp; Pinion Gear Sets</b>		<b>Overhaul &amp; Install Kits</b>	
ZG T100-411 [36278]	4.11 ratio	ZK T100 [37105]	Master Overhaul Kit, w/o Factory Electric Locker
ZG T100-456 [36239]	4.56 Ratio		
ZG T100-488 [36240]	4.88 Ratio		
ZG T100-529 [36241]	5.29 Ratio		

# Nissan M226 Rear

Titan, Pathfinder, Frontier, & Xterra

R/G Diameter: 8.5" (216mm) R/G Bolts: (10) 7/16" x 20 RH Cover Bolts: 12 Carrier Breaks: None Pinion Shaft Dia. / Spline: 1.625" / 24

PART #	Description
<b>Overhaul &amp; Install Kits</b>	
ZK NM226 [37104]	Master Overhaul Bearing Kit
SL NTITAN-32 [17009]	Spartan Locker, includes hardened X/P shaft
SL XPNTITAN [17027]	Hardened Cross Pin Shaft

# Nissan Patrol

Patrol

R/G Diameter: 9.2" R/G Bolts: 9 Cover Bolts: Dropout Carrier Breaks: None Pinion Shaft Dia. / Spline: 30

PART #	Description	PART #	Description
<b>Traction Aids &amp; Spools</b>		<b>Small Parts</b>	
SL NPATROL-31 [17036]	Spartan Locker, w/hardened X/P shaft	SL XP-NPATROL [17039]	Hardened Cross Pin Shaft

# Suzuki Samurai

Samurai

R/G Diameter: 6 7/8" R/G Bolts: (10) Cover Bolts: None Carrier Breaks: None Pinion Shaft Dia. / Spline: 26

PART #	Description	PART #	Description
<b>Overhaul &amp; Install Kits</b>		<b>Small Parts</b>	
ZK ISAM [37064]	Master Overhaul Bearing Kit	SL XP-SUZSAM-L [17028]	Hardened Cross Pin Shaft-long
ZPKISAM [60019]	Pinion Install Kit	SL XP-SUZSAM-S [17029]	Hardened Cross Pin Shaft-short
<b>Traction Aids &amp; Spools</b>			
SL SUZSAM [17013] 26 spline, Spartan Locker, w/hardened X/P shaft			

# AXLES: FRONT AND REAR

## OVERVIEW OF AN AXLE

An axle shaft is the final part of a differential that transfers power to the wheels. Front and rear axle shafts have different construction details. A rear axle mates to the wheel via a flange on the end. A Front axle consists of two shafts, an inner and an outer, that mate to each other via a universal joint to allow for turning. Front Axles connect to the Front wheels via a hub assembly. Factory axle are typically made from a 1040 alloy steel, while aftermarket performance shafts are made from a 1541H or 4340 Chromoly alloy for significant strength gains.

## PRODUCT ADD-ON OPPORTUNITIES

When an axle is sold, it is beneficial to sell axle bearings and seals and axle studs.

A common reason for axle failure is bad bearings and seals and replacing these is critical. These parts are inexpensive and will guarantee longevity and optimal performance.

### AXLE BEARINGS & SEALS, AXLE STUDS



## ANATOMY OF AN AXLE

**BOLT PATTERN:** Bolt pattern is determined by counting the number of stud holes and measuring across them (see reverse side).

**BEARING JOURNAL:** Where the axle bearing rides or is pressed on to.

**SPLINE:** Mate to the spider gears. Counting the number of splines can help determine what differential the customer has.

**SEAL SURFACE:** Where the axle seal rides on the axle.

**YOKE:** A universal joint installs into the yoke ear holes and allows for the inner and outer Front axle to be joined together.

**FLANGE:** Mates to the wheel.



## BLANK Axles

PART #	CATEGORY	Description
ZA W61554-4340L [35099]	Front Blank	D30 & D44 blank axle shaft, 36.25", 4340 Chromoly
ZA W81556-4340L [35100]	Front Blank	D60 blank axle shaft, 38", 4340 Chromoly

## Jeep Axles

PART #	CATEGORY	Description
ZA C52070350 [35010]	Rear Axle	Chrysler 8.25", Jeep Liberty, 30 7/8", 29 spline
ZA C53008134 [35111]	Rear Axle	Chrysler 8.25", Jeep Cherokee, 29 7/8", 27 spline
ZA D72912-1X [35013]	Rear Axle	AMC Model 35 bolt-in axle shaft, RH, 29", 27 spline
ZA D72912-2X [35011]	Rear Axle	AMC Model 35 bolt-in axle shaft, LH, 30 1/2", 27 spline
ZA D74871-1X [35014]	Rear Axle	Dana 44HD axle shaft, RH, 29 3/8" long
ZA D74871-2X [35015]	Rear Axle	Dana 44HD axle shaft, LH, 30 3/8" long
ZA D75786-1X [35016]	Rear Axle	Dana 44 rear, '97 & up Jeep TJ, RH, 29 3/4", 30 spline
ZA D75786-2X [35018]	Rear Axle	Dana 44 rear, '97 & up Jeep TJ, LH, 29 1/4", 30 spline
ZA M35C-27-L [35062]	Rear Axle	Model 35 C-Clip axle shaft, LH, 30 11/16", 27 spline
ZA M35C-27-LK [35195]	Rear axle	Model 35 C-Clip axle shaft, LH, 30 11/16", 27 spline, includes bearing, seal & studs
ZA M35C-27-R [35063]	Rear Axle	Model 35 C-Clip axle shaft, RH, 29 1/8", 27 spline
ZA M35C-27-RK [35196]	Rear axle	Model 35 C-Clip axle shaft, RH, 29 1/8", 27 spline, includes bearing, seal & studs
ZA W24106 [35162]	Front Axle Kit	Dana 30 Front axle kit, '72-'81 Jeep CJ, 27 spline, 4340 Chromoly
ZA W24108 [35163]	Front Axle Kit	Dana 30 Front axle kit, '72-'81 Jeep CJ, 27 spline, 4340 Chromoly,
ZA W24110 [35164]	Front Axle Kit	Dana 30 Front axle kit, Jeep YJ, XJ, TJ & ZJ, 27 spline, 4340 Chromoly
ZA W24112 [35127]	Front Axle Kit	Dana 30 Front axle kit, Jeep YJ, XJ, TJ & ZJ, 27 spl, 4340 Chromoly, w/Super Joints, Not for daily driver
ZA W24114 [35128]	Front Axle Kit	Dana 30 Front axle kit, '82-'86 Jeep CJ, 4340 Chromoly
ZA W24116 [35129]	Front Axle Kit	Dana 30 Front axle kit, '82-'86 Jeep CJ, 4340 Chromoly, w/Super Joints
ZA W24128 [35134]	Front Axle Kit	D44 Front axle kit, '71-'80 IHC Scout, 4340 Chromoly, w/ Super Joints
ZA W24138 [35066]	Front Axle Kit	D44 Front axle kit, '80-'92 Wagoneer, 4340 Chromoly
ZA W24140 [35138]	Front Axle Kit	Dana 44 Front axle kit, '80-'92 Wagoneer, 30 spline, 4340 Chromoly
ZA W24142 [35067]	Front Axle Kit	D44 Front axle kit, '74-'79 Wagoneer w/drum brake, 4340 Chromoly
ZA W24144 [35139]	Front Axle Kit	Dana 44 Front axle kit, '74-'79 Wagoneer w/ Drum brakes, 30spl, 4340 Chromoly, w/Super Joints
ZA W24146 [35068]	Front Axle Kit	D44 Front axle kit, '74-'79 Wagoneer w/disc brake, 4340 Chromoly
ZA W24148 [35140]	Front Axle Kit	Dana 44 Front axle kit, '74-'79 Wagoneer w/ Disc brakes, 30 spline, 4340 Chromoly, w/Super Joints
ZA W24154 [35142]	Front Axle Kit	Dana 44 Front axle kit, Jeep TJ Rubicon, 30 spline, 4340 Chromoly
ZA W24156 [35143]	Front Axle Kit	Dana 44 Front axle kit, Jeep TJ Rubicon, 30 spline, 4340 Chromoly, w/Super Joints, Not for daily driver
ZA W24160 [35144]	Front Axle Kit	Dana 30 Front axle kit, Jeep YJ, XJ, TJ & ZJ, 30 spline, 4340 Chromoly
ZA W24160-YGL [35177]	Front Axle Kit	Dana 30 Front axle kit, Jeep YJ, XJ, TJ & ZJ, 30 spline, 4340 Chromoly, w/Grizzly Locker
ZA W24160-YZL [35179]	Front Axle Kit	Dana 30 Front axle kit, Jeep YJ, XJ, TJ & ZJ, 30 spline, 4340 Chromoly, w/Zip Locker
ZA W24162 [35145]	Front Axle Kit	Dana 30 Front axle kit, Jeep YJ, XJ, TJ & ZJ, 30 spline, 4340 Chromoly, w/Super Joints, Not for daily driver
ZA W24162-YGL [35178]	Front Axle Kit	Dana 30 Front axle kit, Jeep YJ, XJ, TJ & ZJ, 30 spline, 4340 Chromoly, w/Grizzly Locker & Super Joints, Not for daily driver
ZA W24162-YZL [35180]	Front Axle Kit	Dana 30 Front axle kit, Jeep YJ, XJ, TJ & ZJ, 30 spline, 4340 Chromoly, w/Zip Locker & Super Joints, Not for daily driver
ZA W24164 [35146]	Front Axle Kit	Dana 30 JK Front axle kit, '07-'12 Jeep JK, non-Rubicon, 27 spine, 4340 Chromoly
ZA W24166 [35147]	Front Axle Kit	D30 JK Front axle kit, '07-'12 Jeep JK, non-Rubicon, 27spl, 4340, w/ Super Joints, Not for daily driver
ZA W24168 [35203]	Front Axle Kit	Dana 44 Front axle kit, Jeep JK Rubicon, w/7166 joints

Continued on next page

## Jeep Axles (Cont.)

PART #	CATEGORY	Description
ZA W38789 [35165]	Front Inner, Left	Dana 30 inner axle, '72-'81 Jeep CJ, LH, 27.01", 27 spline, 4340 Chromoly
ZA W38790 [35114]	Front Inner, Left	Dana 44 inner axle, '71-'80 Scout, LH, 32.91", 30 spline, 4340 Chromoly
ZA W38804 [35070]	Front Inner, Left	D30 LH inner axle, '82-'86 CJ, 28.69", 27 spline, 4340 Chromoly
ZA W38811 [35074]	Front Inner, Left	D30 LH inner axle, XJ, YJ & TJ, 16.6", 30 spline, 4340 Chromoly
ZA W38821 [35081]	Front Inner, Left	D30 LH inner axle, TJ, YJ & XJ, 16.63", 27 spline, 4340 Chromoly
ZA W38827 [35116]	Front Inner, Left	Dana 30 JK inner axle, LH, 18.80", 27 spline, 4340 Chromoly
ZA W39339 [35090]	Front Inner, Left	D44 LH inner axle, '74-'79 Wagoneer, 33.19", 30 spline, 4340 Chromoly
ZA W39459 [35091]	Front Inner, Left	D44 LH inner axle, '80-'92 Wagoneer, 15.80", 30 spline, 4340 Chromoly
ZA W39601 [35119]	Front Inner, Left	Dana 44 inner axle, Jeep TJ Rubicon, LH, 16.96", 30 spline, 4340 Chromoly
ZA W38803 [35166]	Front Inner, Right	Dana 30 inner axle, '72-'81 Jeep CJ, RH, 14.14", 27 spline, 4340 Chromoly
ZA W38805 [35113]	Front Inner, Right	Dana 30 inner axle, '82-'86 Jeep CJ, RH, 15.82", 27 spline, 4340 Chromoly
ZA W38808 [35071]	Front Inner, Right	D44 RH inner axle, Scout & Wagoneer, 14.78", 30 spline, 4340 Chromoly
ZA W38812 [35075]	Front Inner, Right	D30 RH inner axle, XJ, YJ & TJ, 32.28", 30 spline, 4340 Chromoly
ZA W38826 [35115]	Front Inner, Right	Dana 30 JK inner axle, RH, 34.50", 27 spline, 4340 Chromoly
ZA W38875 [35082]	Front Inner, Right	D30 RH inner axle, XJ, YJ & TJ, 32.28", 27 spline, 4340 Chromoly
ZA W39461 [35092]	Front Inner, Right	D44 RH inner axle, '80-'92 Wagoneer, 32.12", 30 spline, 4340 Chromoly
ZA W39602 [35094]	Front inner, Right	Dana 44 inner axle, Jeep TJ Rubicon, RH, 31.84", 30 spline, 4340 Chromoly
ZA W38815 [35078]	Front Outer Stub	D44 outer stub, Wagoneer w/Disc brakes, 9.94", 19 spline, 4340 Chromoly
ZA W39105 [35083]	Front Outer Stub	D30 & D44 outer stub, CJ & Scout, 8.72", 27 spline 4340 Chromoly
ZA W39125 [35084]	Front Outer Stub	D30 & D44 outer stub, YJ & TJ, 6.11", 27 spline, 4340 Chromoly
ZA W39126 [35117]	Front Outer Stub	Dana 30 JK outer stub, 6.30", 32 spline, 4340 Chromoly

## Ford Axles

PART #	CATEGORY	Description
ZA FBRONCO-3-35 [35036]	Rear Axle Kit	Ford 9", '76-'77 Bronco, large bearing, 35 spline
ZA FM4235B [35170]	Rear Axle	Ford 8.8", '79-'93 Mustang, 29 1/4", 31 spline
ZA F750001 [35105]	Rear Axle	Ford 7.5", Mustang, T-Bird & Cougar, 29 1/4", 28 spline
ZA F750002 [35019]	Rear Axle	Ford Ranger, 7.5" & 8.8", 26 1/4", 28 spline
ZA F750004 [35007]	Rear Axle	Ford Ranger 7.5" axle shaft, 29 5/32", 5 lug
ZA F750011 [35169]	Rear Axle	Ford 8.8", Mustang, T-Bird & Cougar, 29 1/4", 31 spline
ZA F880006 [35102]	Rear Axle	Ford 8.8", '87-'02 E150, 35 3/4", 31 spline
ZA F880007 [35020]	Rear Axle	Ford 8.8", '87-'96 truck, '87-'99 van, RH, 31 spline, 31 1/16"
ZA F880008 [35021]	Rear Axle	Ford 8.8", '87-'96 truck, LH, 31 spline, 33 3/16"
ZA F750009K [35191]	Rear axle	Ford 7.5" & 8.8", LTD & Lincoln, 31", 28 spline, includes bearing, seal & studs
ZA F880017K [35193]	Rear axle	Ford 7.5" & 8.8", '94-'98 Mustang, 30", 5 lug, 28 spline, includes bearing, seal & studs
ZA F880018 [35103]	Rear Axle	Ford 8.8", Crown Victoria & Lincoln Town Car, 31 5/8", 28 spline
ZA F880018K [35192]	Rear axle	Ford 8.8", Crown Victoria & Town Car, 31 5/8", 28 spline, includes bearing, seal & studs
ZA F880022 [35022]	Rear Axle	Ford 8.8", Crown Victoria, 28 spline, 32 7/16"
ZA F880032 [35023]	Rear Axle	Ford 8.8", '97-'99 truck & Expedition, 31 spline, 33 1/2"
ZA F880033 [35024]	Rear Axle	Ford 8.8", '97-'04 F150, RH, 31 7/8", 31 spline
ZA F880034 [35025]	Rear Axle	Ford 8.8", '97-'04 F150, LH, 33 1/2", 31 spline
ZA F880035 [35026]	Rear Axle	Ford Ranger, LH, '99-'05, 7.5" & 8.8", 30 1/4", 28 spline
ZA F880036 [35027]	Rear Axle	Ford Ranger, RH, '99-'05, 7.5" & 8.8", 27 1/4", 28 spline
ZA F880038 [35167]	Rear Axle	Ford 8.8", '03 & up Crown Victoria, 28 spline, 34 3/8"
ZA F880039 [35168]	Rear Axle	Ford 8.8", '03 & up Crown Victoria, 31 spline, 34 3/8"

Continued on next page

## Ford Axles (Cont.)

PART #	CATEGORY	Description
ZA F880041 [35197]	Rear axle	Ford 7.5" & 8.8", '99-'04 Mustang, 30", 5 lug, 28 spline
ZA F880045 [35028]	Rear Axle	Ford 8.8", '04-'07 F150, RH, 31 spline, 1.705" bearing journal
ZA F880046 [35029]	Rear Axle	Ford 8.8", '04-'07 F150, LH, 31 spline, 1.705" bearing journal
ZA F975005K [35194]	Rear axle	Ford 9.75", '97-'04 F150 & Expedition, 31 13/16", 5 lug, includes bearing, seal & studs
ZA F880062 [35030]	Rear Axle	Ford 8.8", '03 & up Crown Victoria, 34 3/8", 28 spline, non-ABS
ZA F880063 [35031]	Rear Axle	Ford 8.8", '03 & up Crown Victoria, 34 3/8", 31 spline, non-ABS
ZA F900001 [35032]	Rear Axle	Ford 9", '77 & up truck, LH & RH, 32", 31 spline
ZA F900011 [35033]	Rear Axle	Ford 9", '66-'75 Bronco, RH, 29 5/8"
ZA F900012 [35034]	Rear Axle	Ford 9", '66-'75 Bronco, 28 spline, 27 1/8"
ZA F975001 [35017]	Rear Axle	Ford 9.75", '97-'04 F150, RH, 31 13/16"
ZA FM4235D [35198]	Rear axle	Ford 8.8", '94-'98 Mustang, 30", 5 lug, 31 spline
ZA FM4235E [35199]	Rear axle	Ford 8.8", '99-'04 Mustang, 30 3/4", 5 lug, 31 spline
ZA W24130 [35065]	Front Axle Kit	Dana 44 Front axle kit, '71-'77 Bronco, 4340 Chromoly
ZA W24132 [35135]	Front Axle Kit	Dana 44 Front axle kit, '71-'77 Bronco, 4340 Chromoly, w/Super Joints
ZA W24134 [35136]	Front Axle Kit	Dana 44 Front axle kit, '78-'79 Bronco & '73-'79 F150, 30 spl, 4340 Chromoly
ZA W24136 [35137]	Front Axle Kit	Dana 44 Front axle kit, '78-'79 Bronco & '73-'79 F150, 30 spl, 4340 Chromoly, w/Super Joints
ZA W26010 [35152]	Front Axle Kit	Dana 60 Front axle kit, '78-'79 Ford F350, 35 spline, 4340 Chromoly
ZA W26012 [35153]	Front Axle Kit	D60 Front axle kit, '78-'79 Snofighter, 4340 Chromoly, w/ Super Joints
ZA W26014 [35154]	Front Axle Kit	D60 Front axle kit, '85-'88 F350, 4340 Chromoly
ZA W26016 [35155]	Front Axle Kit	Dana 60 Front axle kit, '85-'88 Ford, 35 spl, 4340 Chromoly, w/Super Joints
ZA W26018 [35156]	Front Axle Kit	Dana 60 Front axle kit, '89-'98 Ford, 35 spline, 4340 Chromoly
ZA W26020 [35157]	Front Axle Kit	Dana 60 Front axle kit, '89-'98 Ford, 35 spl, 4340 Chromoly, w/Super Joints
ZA W38809 [35072]	Front inner, Left	Dana 44 inner axle, '71-'77 Bronco, LH, 18.50"
ZA W38813 [35076]	Front inner, Left	Dana 44 inner axle, '75-'79 F250, LH, 18.62"
ZA W39143 [35085]	Front inner, Left	Dana 44 inner axle, Bronco & F150, LH, 18.91"
ZA W38810 [35073]	Front Inner, Right	Dana 44 inner axle, '71-'77 Bronco, RH, 27.94"
ZA W38814 [35077]	Front Inner, Right	Dana 44 inner axle, '75-'79 F250, RH, 34.75"
ZA W39144 [35086]	Front Inner, Right	Dana 44 inner axle, Bronco & F150, RH, 33.91"
ZA W48204 [35121]	Front Inner, Right	Dana 60 inner axle, '85-'88 Ford, LH, 16.17", 35 spline, 4340 Chromoly
ZA W48206 [35122]	Front Inner, Right	Dana 60 inner axle, '78-'79 Ford, RH, 18.70", 35 spline, 4340 Chromoly
ZA W48212 [35124]	Front Inner, Right	Dana 60 inner axle, '85-'88 Ford, RH, 36.68", 35 spline, 4340 Chromoly
ZA W48214 [35125]	Front Inner, Right	Dana 60 inner axle, '89-'98 Ford, RH, 36.97", 35 spline, 4340 Chromoly
ZA W38816 [35079]	Front Outer Stub	D44 outer stub, F150 & Bronco, 9.72", 19 spline, 4340 Chromoly
ZA W38817 [35080]	Front Outer Stub	D44 outer stub, F250, 10.66", 19 spline, 4340 Chromoly
ZA W46101 [35096]	Front Outer Stub	D60 outer stub, '77 & up Ford, 11 3/8", 35 spline, 4340 Chromoly
ZA W48216 [35126]	Front Inner, Left	D60 LH inner axle, 34.56", 35 spline, 4340 Chromoly

**Front Axle Set**



## Chrysler Axles

PART #	CATEGORY	Description
ZA C3723824 [35104]	Rear Axle	Chrysler 9.25", '79 & older truck, 31 11/16", 31 spline
ZA C4037726 [35109]	Rear Axle	Chrysler 9.25", '80-'84 4WD truck, 31 13/16", 31 spline
ZA C4137429 [35110]	Rear Axle	Chrysler 9.25", '84-'93 2WD & 4WD truck, 31 5/8", 31 spline
ZA C52069388 [35021]	Rear Axle	Chrysler 9.25", '97-'03 Durango & '97-'04 Dakota, right hand, 30 1/4", 31 spline
ZA C52069389 [35022]	Rear Axle	Chrysler 9.25", '97-'03 Durango & '97-'04 Dakota, left hand, 33 3/8", 31 spline
ZA C52067614 [35008]	Rear Axle	Chrysler 9.25", 94 & up 2WD & 4WD truck, 34 1/16", 31 spline
ZA C52067708 [35009]	Rear Axle	Chrysler 9.25", 92 & up Van, 32 5/8", 31 spline
ZA C52098902 [35176]	Rear Axle	Chrysler 8.25", '01 & down Jeep XJ, 29 13/16", 29 spline
ZA D74759-1X [35185]	Front assembly, right	Dana 44, '94-'01 Ram 1500, 26.39", right hand intermediate & outer assembly
ZA D76813-1X [35184]	Front assembly, left	Dana 44, '94-'01 Ram 1500, 26.89", left hand inner & outer assembly
ZA W26022 [35158]	Front Axle Kit	Dana 60 Front axle kit, '79-'93 Dodge, 30 spline, 4340 Chromoly
ZA W26024 [35159]	Front Axle Kit	Dana 60 Front axle kit, '79-'93 Dodge, 30 spline, 4340 Chromoly, w/Super Joints
ZA W26026 [35160]	Front Axle Kit	Dana 60 Front axle kit, '79-'93 Dodge, 35 spline, 4340 Chromoly
ZA W26028 [35161]	Front Axle Kit	Dana 60 Front axle kit, '79-'93 Dodge, 35 spline, 4340 Chromoly, w/Super Joints
ZA W48202 [35097]	Front Inner, Left	Dana 60 inner axle, '79-'93 Dodge & '85-'88 Ford, RH, 15.96", 35spl, 4340 Chromoly
ZA W48210 [35123]	Front Inner, Left	Dana 60 inner axle, '77-'91 GM & '79-'90 Dodge, LH, 35.10", 35 spline, 4340 Chromoly

## GM Axles

PART #	CATEGORY	Description
ZA D3-82-871 [35012]	Front Outer Stub	D60 & D70 outer stub shaft, 12", 35 spline
ZA G12398538 [35038]	Rear Axle	GM 12P, '64-'67 Chevelle & '67-'69 Camaro
ZA G12471369 [35040]	Rear Axle	GM 8.6", 2WD & 4WD, '99-'04, 33 3/4", 30 spline
ZA G12479285 [35181]	Rear axle	GM 8.6", '03-'05 1/2-Ton Truck, 33 11/16", 6 Lug, 30 spline
ZA G1255802-SH [35050]	Rear Axle	GM 8.2" & 8.5" passenger car, 30 1/4", 28 spline
ZA G1255803-SH [35051]	Rear Axle	GM 8.2" & 8.5" passenger car, 29 1/2", 28 spline
ZA G12479160 [35042]	Rear Axle	GM 8.6", '03 & up Trailblazer & Envoy, LH, 33 1/16", 30 spline, 6 lug
ZA G14035542 [35172]	Rear Axle	GM 8.5", '80-'87 2WD truck, 31 5/16", 28 spline
ZA G14039547 [35052]	Rear Axle	GM 8.5", '80-'90 4WD truck, 31 1/2", 28 spline, 6 lug
ZA G14071750 [35053]	Rear Axle	GM 12T, '70-'81 4WD truck, 31 7/16", 30 spline, 6 lug
ZA G12479285 [35181]	Rear axle	GM 8.6", '03-'05 1/2-Ton Truck, 33 11/16", 6 Lug, 30 spline
ZA G14071751 [35112]	Rear Axle	GM 12T, '71-'81 2WD truck, 31 7/16", 30 spline
ZA G26011055K [35188]	Rear axle	GM 7.5", '90-'02 Astro Van, 30 1/2", 28 spline, includes bearing, seal & studs
ZA G15286380 [35173]	Rear Axle	GM 8.6", '07 & up 2WD & 4WD w/ABS, 34 1/4", 30 spline
ZA G15521892 [35174]	Rear Axle	GM 8.5" 4WD truck, 33 1/4", 28 spline
ZA G26010416 [35054]	Rear Axle	GM 8.5" 4WD truck axle, 33", 30 spline
ZA G26010417 [35175]	Rear Axle	GM 8.5" 2WD truck axle, 32", 30 spline
ZA G26013313 [35055]	Rear Axle	GM 8.5" & 12T, 2WD truck van, 33 3/8", 30 spline, 5 lug
ZA G26013313K [35186]	Rear axle	GM 8.5" & 12T, 2WD truck & van, 33 3/8", 30 spline, 5 lug, includes bearing, seal & studs
ZA G26013882 [35056]	Rear Axle	GM 7.5", '88-'97 4WD S10, 29", 28 spline
ZA G26015257 [35182]	Rear axle	GM 7.5", '90-'02 Astro Van left, 34 7/8", 28 spline
ZA G26015258 [35183]	Rear axle	GM 7.5", '90-'02 Astro Van right, 30 1/2", 28 spline
ZA G26018080 [35107]	Rear Axle	GM 8.5", '91-'93 Impala & Caprice, 30 3/8", 30 spline

Continued on next page

## GM Axles (Cont.)

PART #	CATEGORY	Description
ZA G26018080K [35189]	Rear axle	GM 8.5", '91-'93 Impala & Caprice, 30 3/8", 30 spline, includes bearing, seal & studs
ZA G26042818 [35200]	Rear axle	GM 8.5", '96-'02 Van, 33 3/8", 5 lug
ZA G26050549 [35057]	Rear Axle	GM 7.625", '98-'05 S10, 28 13/16", 28 spline, 5 lug
ZA G26059972 [35037]	Rear Axle	GM 7.625", '99-'02 Camaro w/traction control. 32", 28 spline
ZA G3893605 [35108]	Rear Axle	GM 12T, '65-'69, 6 lug, 30 3/4", 30 spline
ZA G3969285 [35058]	Rear Axle	GM 12P, '68-'72 Chevelle & '70 Camaro, 30 1/8"
ZA G551818 [35059]	Rear Axle	GM 7.5", Monte Carlo & El Camino, 28 7/16", 26 spline
ZA G8.2BOP-L [35060]	Rear Axle	8.2" Buick, Olds & Pontiac, 29 7/8", 28 spline
ZA W24118 [35064]	Front Axle Kit	GM 8.5" Front axle kit, '79-'87 truck & Blazer, 4340 Chromoly
ZA W24120 [35130]	Front Axle Kit	GM 8.5" Front axle kit, '79-'87 truck & Blazer, 28 spline, 4340 Chromoly
ZA W24122 [35131]	Front Axle Kit	GM 8.5" Front axle kit, '79-'87 truck & Blazer, 28spl, 4340, w/Super Joints
ZA W24124 [35132]	Front Axle Kit	GM 8.5" Front axle kit, '79-'87 truck & Blazer, 30 spline, 4340 Chromoly
ZA W24126 [35133]	Front Axle Kit	GM 8.5" Front axle kit, '79-'87 truck & Blazer, 30spl, 4340, w/Super Joints
ZA W24150 [35069]	Front Axle Kit	Dana 44 Front axle kit, '69-'80 GM truck & Blazer, 4340 Chromoly
ZA W24152 [35141]	Front Axle Kit	Dana 44 Front axle kit, '69-'80 truck & Blazer, 30 spline, 4340 Chromoly
ZA W26002 [35148]	Front Axle Kit	Dana 60 Front axle kit, '77-'91 GM truck, 35 spline, 4340 Chromoly
ZA W26004 [35149]	Front Axle Kit	Dana 60 Front axle kit, '77-'91 GM truck, 35 spline, 4340 Chromoly, w/Super Joints
ZA W26006 [35150]	Front Axle Kit	Dana 60 Front axle kit, '77-'91 GM truck, 30 spline, 4340 Chromoly
ZA W26008 [35151]	Front Axle Kit	Dana 60 Front axle kit, '77-'91 GM truck, 30 spline, 4340 Chromoly, w/Super Joints
ZA W38809 [35072]	Front Inner, Left	D44 LH inner axle, '69-'80 GM & '71-'77 Bronco, 18.5", 30 spline, 4340 Chromoly
ZA W39253 [35088]	Front Inner, Left	GM 8.5" LH inner axle, '79-'87 truck & Blazer, 35.46", 28 spline, 4340 Chromoly
ZA W39255 [35118]	Front Inner, Left	GM 8.5" inner axle, '79 & up truck & Blazer, 35.46", 30 spline, 4340 Chromoly
ZA W39529 [35093]	Front Inner, Left	D44 LH inner axle, '69-'80 GM truck & Blazer, 36.13", 30 spline, 4340 Chromoly
ZA W39252 [35087]	Front Inner, Right	GM 8.5" RH inner axle, '79-'87 truck & Blazer, 19.15", 28 spline, 4340 Chromoly
ZA W39254 [35089]	Front Inner, Right	GM 8.5" RH inner axle, '79-'87 truck & Blazer, 19.15", 30 spline, 4340 Chromoly
ZA W48208 [35098]	Front Inner, Right	Dana 60 inner axle, '77-'91 GM, RH, 17.67", 35 spline, 4340 Chromoly
ZA W38815 [35078]	Front Outer Stub	D44 & GM 8.5" outer stub, 9.94", 19 spline, 4340 Chromoly
ZA W46100 [35095]	Front Outer Stub	D60 & D70 outer stub shaft, 12", 35 spline, 4340 Chromoly
ZA W46105 [35120]	Front Outer Stub	D60 & D70 outer stub shaft, 12", 30 spline, 4340 Chromoly
ZA W48216 [35126]	Front Inner Left	D60 LH inner axle, 34.56", 35 spline, 4340 Chromoly
ZA G15812663 [35211]	Rear axle	GM 9.5/9.76" '07 & up 34.02" 33 spline , Left hand & Right hand Axle

**Rear GM Axle**





## OE Replacement Driveshafts

USA Standard driveshafts are an affordable, ready-to-install option to replace worn or damaged driveshafts in SUV, passenger car & light-duty trucks.

USA Standard replacement parts provide years of service to the vehicle.



**The Standard for Driving Confidence.**



## USA Standard Driveshafts

PART #	Models	Description
ZDS9330	Buick	'02-'07 Buick Rainier front w/ 4.2L engine. 26 1/2" long weld to weld.
ZDS9307	Cadillac	'99-'00 Cadillac Escalade front, w/ NP8 transfer case. 27 1/4" long weld to weld.
ZDS9362	Cadillac	'99-'00 Cadillac Escalade front w/ 4L80E automatic transmission. 33 1/2" long from center of u/joint caps.
ZDS9363	Cadillac	'02-'06 Cadillac Escalade front w/ active brake control. 27 1/4" long weld to weld.
ZDS9390	Cadillac	'00-'07 Cadillac Escalade 4 wheel drive rear. 60 1/4" long from center of u/joint caps.
ZDS9519B	Cadillac	'07-'10 Cadillac Escalade front w/ active brake control. 25" long from weld to weld.
ZDS9306	Chevy/GM	'99-'00 GM Avalanche 1500 front. 26" long weld to weld.
ZDS9306A	Chevy/GM	'00-'02 GM Suburban front. 26" long weld to weld.
ZDS9306B	Chevy/GM	'04-'07 GM Silverado & Sierra 1500 front, 6 lug w/o all wheel drive. 26" long weld to weld.
ZDS9306C	Chevy/GM	'03-'07 GM Avalanche 1500 front, w/o active brakes. 26" long weld to weld.
ZDS9306D	Chevy/GM	'99-'07 GM Silverado & Sierra 1500 front, w/o active brakes. 26" weld to weld.
ZDS9306E	Chevy/GM	2002 GM Avalanche 1500 front. 26" long weld to weld.
ZDS9306F	Chevy/GM	'03-'05 GM Silverado & Sierra 1500 crew cab front, w/o active brakes. 26" long weld to weld.
ZDS9306G	Chevy/GM	'04-'07 GM Silverado & Sierra 1500 crew cab front, w/o active brakes. 26" long weld to weld.
ZDS9306H	Chevy/GM	'03-'06 GM Silverado & Sierra 1500 crew cab front, w/o active brakes. 26" long weld to weld.
ZDS9306I	Chevy/GM	'99-'02 GM Silverado & Sierra 1500 front, non-crew cab, w/o active brakes. 26" long weld to weld.
ZDS9306J	Chevy/GM	'00 GM Silverado & Sierra 2500 front. 26" long weld to weld.
ZDS9306K	Chevy/GM	'01-'03 GM Silverado & Sierra 1500 front, non-crew cab. 26" long weld to weld.
ZDS9306L	Chevy/GM	2002 GM Silverado & Sierra 1500 front, non-crew cab. 26" long weld to weld.
ZDS9306M	Chevy/GM	2001 GM Silverado & Sierra 1500 front, non-crew cab. 26" long weld to weld.
ZDS9306N	Chevy/GM	'99-'00 GM Silverado & Sierra 1500 front. 26" long weld to weld.
ZDS9306O	Chevy/GM	'03-'05 GM Silverado & Sierra 1500 front, w/o active brakes. 26" long weld to weld.
ZDS9306P	Chevy/GM	'00-'01 GM Silverado & Sierra 2500 w/ automatic transmission. 26" long weld to weld.
ZDS9306Q	Chevy/GM	'02-'04 GM Tahoe & Yukon front. 26" long weld to weld.
ZDS9306R	Chevy/GM	'03-'05 GM Tahoe & Yukon front, w/o active brakes. 26" long weld to weld.
ZDS9306S	Chevy/GM	'00-'02 GM Tahoe & Yukon front, excluding Denali. 26" long weld to weld.
ZDS9306T	Chevy/GM	'03-'05 GM Yukon XL front, w/o active brakes, non-Denali. 26" long weld to weld.
ZDS9306U	Chevy/GM	'00-'02 GM Yukon XL 1500 front, excluding Denali. 26" long weld to weld.
ZDS9306V	Chevy/GM	'00-'01 GM Yukon XL 2500 front. 26" long weld to weld.
ZDS9307A	Chevy/GM	'98-'99 GM 1500 & 2500 front w/ 4-switch dash control. 27" long weld to weld.
ZDS9307B	Chevy/GM	'00-'07 GM Silverado & Sierra 2500 & 3500 front w/ 5 speed automatic transmission. 27" long weld to weld.
ZDS9307C	Chevy/GM	'98-'99 GM Suburban 1500 & 2500 front w/ 4-switch dash control. 27" long weld to weld.
ZDS9307D	Chevy/GM	'98-'00 GM Tahoe & Yukon front w/ 4-switch dash control & 4L60E automatic transmission. 27" long weld to weld.
ZDS9307E	Chevy/GM	'00-'01 GM Yukon XL 1500 front w/ 4-switch dash control. 27" long weld to weld.
ZDS9308	Chevy/GM	2001 GM Silverado & Sierra 2500 & 3500 front w/ 6 speed manual transmission. 26 1/8" long weld to weld.
ZDS9309	Chevy/GM	2001 GM Silverado & Sierra 2500 & 3500 front w/ 5 speed manual transmission. 26" long weld to weld.
ZDS9310	Chevy/GM	2000 GM Suburban & Yukon XL 2500 front. 29 1/4" long from center of u/joint caps.
ZDS9310A	Chevy/GM	2000 GM Silverado & Sierra 2500 front w/ automatic transmission. 29 1/4" long from center of u/joint caps.
ZDS9320	Chevy/GM	'66-'69-1/2 Blazer & Jimmy front. 23 1/4" long from center of u/joint caps.
ZDS9320A	Chevy/GM	'66-'69-1/2 GM K10 & K15 front. 23 1/4" long from center of u/joint caps.
ZDS9320B	Chevy/GM	'66-'69-1/2 GM K20 & K25 front. 23 1/4" long from center of u/joint caps.
ZDS9321	Chevy/GM	'69-'72 Blazer & Jimmy front. 26 3/32" long from center of u/joint caps.
ZDS9321A	Chevy/GM	'69-'72 GM K10 & K15 front. 26 3/32" long from center of u/joint caps.
ZDS9321B	Chevy/GM	'69-'72 GM K20 & K25 front. 26 3/32" long from center of u/joint caps.
ZDS9329	Chevy/GM	'98-'00 GM Envoy & Trailblazer front. 19" long weld to weld.
ZDS9329A	Chevy/GM	'98-'05 GM S10, S15 & Sonoma front w/ NP8 transfer case. 19" long weld to weld.
ZDS9331	Chevy/GM	'77-'79 GM K30 & K35 front w/ manual transmission. 23 5/32" long from center of u/joint caps.
ZDS9332	Chevy/GM	'02-'03 GM S10, S15 & Sonoma front w/ solid bar shaft. 19 1/4" long weld to weld.

## USA Standard Driveshafts (Cont.)

PART #	Models	Description
ZDS9332A	Chevy/GM	'99-'03 S10, S15 & Sonoma front w/ built in four switch dash control. 19 1/4" long weld to weld.
ZDS9333	Chevy/GM	'73-'77 Blazer & Jimmy front w/ automatic transmission & yoke at the transfer case. 27 7/8" long from center of u/joint caps.
ZDS9333A	Chevy/GM	'73-'77 K10 & K15 w/ 5.7L engine, automatic transmission. 27 7/8" long from center of u/joint caps.
ZDS9333B	Chevy/GM	'77 K20 & K25 front w/ 5.7L engine, automatic transmission & 7200lb or 8600lb GVW. 27 7/8" long from center of u/joint caps.
ZDS9333C	Chevy/GM	'73-'76 K20 & K25 front w/ 5.7L engine, automatic transmission & 7200lb GVW. 27 7/8" long from center of u/joint caps.
ZDS9333D	Chevy/GM	'73-'76 K20 & K25 front w/ 5.7L engine, automatic transmission & 8600lb GVW. 27 7/8" long from center of u/joint caps.
ZDS9334	Chevy/GM	'73-'77 Blazer & Jimmy front w/ manual transmission & yoke at the transfer case. 24 5/8" long from center of u/joint caps.
ZDS9334A	Chevy/GM	'73-'77 K10 & K15 front w/ 250 engine, manual transmission & yoke at the transfer case. 24 5/8" long from center of u/joint caps.
ZDS9334D	Chevy/GM	'77 K20 & K25 front w/ manual transmission, yoke at transfer case & either 7200lb or 8600lb GVW. 24 5/8" long from center of u/joint caps.
ZDS9334E	Chevy/GM	'73-'76 K20 & K25 front w/ 250 engine, manual transmission, yoke at transfer case & either 7200lb or 8600lb GVW. 24 5/8" long from center of u/joint caps.
ZDS9334F	Chevy/GM	'73-'76 K20 & K25 front w/ 250 engine, manual transmission, yoke at transfer case & 8600lb GVW. 24 5/8" long from center of u/joint caps.
ZDS9336	Chevy/GM	'77-'79 K30 & K35 front w/ automatic transmission. 29" long from center of u/joint caps.
ZDS9337	Chevy/GM	'77-'80 Blazer & Jimmy front w/ automatic transmission. 27 1/2" long from center of u/joint caps.
ZDS9337A	Chevy/GM	'77-'80 K10 & K15 front w/ automatic transmission & flange at transfer case. 27 1/2" long from center of u/joint caps.
ZDS9337B	Chevy/GM	'77-'80 K20 & K25 front w/ automatic transmission, flange at transfer case & either 7200lb or 8600lb GVW. 27 1/2" long from center of u/joint caps.
ZDS9338	Chevy/GM	'77-'80 Blazer & Jimmy front w/ manual transmission. 23 7/8" long from center of u/joint caps.
ZDS9338A	Chevy/GM	'77-'80 K10 & K15 front w/ manual transmission & flange at the transfer case. 23 7/8" long from center of u/joint caps.
ZDS9338B	Chevy/GM	'77-'80 K20 & K25 front w/ manual transmission, flange at the transfer case & either 7200lb or 8600lb GVW. 23 7/8" long from center of u/joint caps.
ZDS9339	Chevy/GM	'81-'91 Blazer & Jimmy front. 29 1/2" long from center of u/joint caps.
ZDS9339A	Chevy/GM	'81-'91 K10 & K15 front. 29 1/2" long from center of u/joint caps.
ZDS9339B	Chevy/GM	'81-'87 K20 & K25 front w/ 7200lb or 8600lb GVW. 29 1/2" long from center of u/joint caps.
ZDS9339C	Chevy/GM	1991 Suburban front w/ manual transmission. 29 1/2" long from center of u/joint caps.
ZDS9339D	Chevy/GM	'80-'90 Suburban front. 29 1/2" long from center of u/joint caps.
ZDS9343	Chevy/GM	'00 Yukon Denali front w/ 4L60E automatic transmission. 27 1/4" long from center of u/joint caps.
ZDS9344	Chevy/GM	'88-'94 K2500 front w/ 8600lb GVW, excluding Sagninaw flange. 30" long from center of u/joint caps.
ZDS9346	Chevy/GM	'92-'94 Blazer & Jimmy front w/ gas engine & automatic transmission. 28 1/2" long from center of u/joint caps.
ZDS9346A	Chevy/GM	'94 K1500 front w/ gas engine & automatic transmission. 28 1/2" long from center of u/joint caps.
ZDS9346B	Chevy/GM	'88-'93 K1500 front. 28 1/2" long from center of u/joint caps.
ZDS9346C	Chevy/GM	'88-'94 K2500 front w/ gas engine, automatic transmission & 7200lb GVW. 28 1/2" long from center of u/joint caps.
ZDS9346D	Chevy/GM	'92-'94 K3500 front w/ 4 speed automatic transmission. 28 1/2" long from center of u/joint caps.
ZDS9346E	Chevy/GM	'94 Suburban front w/ gas engine & automatic transmission. 28 1/2" long from center of u/joint caps.
ZDS9346F	Chevy/GM	'92-'93 Suburban front. 28 1/2" long from center of u/joint caps.
ZDS9346G	Chevy/GM	'94 Tahoe & Yukon front w/ gas engine & automatic transmission. 28 1/2" long from center of u/joint caps.
ZDS9347	Chevy/GM	'92-'94 K3500 front w/ 5 speed manual transmission. 26 1/2" long from center of u/joint caps.
ZDS9347A	Chevy/GM	'88-'91 K3500 front, excluding 4 door crew cab. 26 1/2" long from center of u/joint caps.
ZDS9348	Chevy/GM	'92-'94 Blazer & Jimmy front w/ diesel engine & automatic transmission. 28 3/4" long from center of u/joint caps.
ZDS9348A	Chevy/GM	'94 K1500 front w/ diesel engine & automatic transmission. 28 3/4" long from center of u/joint caps.
ZDS9348B	Chevy/GM	'92-'94 K2500 front w/ diesel engine, automatic transmission & 7200lb GVW. 28 3/4" long from center of u/joint caps.
ZDS9348C	Chevy/GM	'94 Suburban front w/ diesel engine & automatic transmission. 28 3/4" long from center of u/joint caps.
ZDS9320A	Chevy/GM	'66-'69-1/2 K10 & K15 front. 23 1/4" long from center of u/joint caps.
ZDS9320B	Chevy/GM	'66-'69-1/2 K20 & K25 front. 23 1/4" long from center of u/joint caps.
ZDS9321	Chevy/GM	'69-'72 Blazer & Jimmy front. 26 3/32" long from center of u/joint caps.
ZDS9321A	Chevy/GM	'69-'72 K10 & K15 front. 26 3/32" long from center of u/joint caps.
ZDS9321B	Chevy/GM	'69-'72 K20 & K25 front. 26 3/32" long from center of u/joint caps.
ZDS9329	Chevy/GM	'98-'00 Envoy & Trailblazer front. 19" long weld to weld.
ZDS9329A	Chevy/GM	'98-'05 S10, S15 & Sonoma front with NP8 transfer case. 19" long weld to weld.
ZDS9331	Chevy/GM	'77-'79 GM K30 & K35 front with manual transmission. 23 5/32" long from center of u/joint caps.
ZDS9332	Chevy/GM	'02-'03 GM S10, S15 & Sonoma front with solid bar shaft. 19 1/4" long weld to weld.

## USA Standard Driveshafts (Cont.)

PART #	Models	Description
ZDS9348D	Chevy/GM	'94 Tahoe & Yukon front w/ diesel engine & automatic transmission. 28 3/4" long from center of u/joint caps.
ZDS9349	Chevy/GM	'91 Suburban front w/ 4 speed automatic transmission. 29 1/2" long from center of u/joint caps.
ZDS9351	Chevy/GM	'91 K3500 front w/ 4 speed automatic transmission and 4 door crew cab. 26 1/8" long from center of u/joint caps.
ZDS9351A	Chevy/GM	'80-'86 K30 & K35 front w/ automatic transmission & 4 door crew cab. 26 1/8" long from center of u/joint caps.
ZDS9353	Chevy/GM	'91 K3500 front w/ manual transmission & 4 door crew cab. 22 3/4" long from center of u/joint caps.
ZDS9353A	Chevy/GM	'88-'90 K3500 front w/ manual transmission & 4 door crew cab. 22 3/4" long from center of u/joint caps.
ZDS9353B	Chevy/GM	'87 K3500 front. 22 3/4" long from center of u/joint caps.
ZDS9353C	Chevy/GM	'80-'86 K30 & K35 front w/ manual transmission. 22 3/4" long from center of u/joint caps.
ZDS9354	Chevy/GM	'92-'96 Blazer S10 & S15 rear. 31" long from center of u/joint caps.
ZDS9355	Chevy/GM	'91-'98 Astro & safari van front w/ all wheel drive. 30 1/4" long from flange to flange.
ZDS9357	Chevy/GM	'92-'94 Syclone & Typhoon front. 25 1/4" long flange to flange.
ZDS9358	Chevy/GM	'83-'94 S10 Blazer, S15 & Sonoma front. 26" long from center of u/joint caps.
ZDS9359	Chevy/GM	'99-'05 S10 Blazer, S15 & Sonoma front w/ three switch 4x4. 29 1/2" long from flange to flange.
ZDS9359B	Chevy/GM	'92-'96 S10 Blazer, S15 & Sonoma front. Excluding 3.42 or 3.73 ratios. Excluding HD tow package. 29 1/2" long from flange to flange.
ZDS9359C	Chevy/GM	'91-'92 Isuzu Rodeo front w/ automatic transmission. 29 1/2" long from flange to flange.
ZDS9360	Chevy/GM	'95-'00 K1500 front w/ manual transmission. 32 1/2" long from center of u/joint caps.
ZDS9360A	Chevy/GM	'95-'00 K2500 front w/ manual transmission & 7200lb GVW. 32 1/2" long from center of u/joint caps.
ZDS9360B	Chevy/GM	'95-'99 Suburban front w/ manual transmission. 32 1/2" long from center of u/joint caps.
ZDS9360C	Chevy/GM	'95-'97 Tahoe & Yukon front w/ 5 speed manual transmission. 32 1/2" long from center of u/joint caps.
ZDS9361	Chevy/GM	'99-'00 Cadillac Escalade front w/ 4L60E automatic transmission. 31 3/4" long from center of u/joint caps.
ZDS9361A	Chevy/GM	'95-'00 K1500 front w/ 4L60E automatic transmission. 31 3/4" long from center of u/joint caps.
ZDS9361B	Chevy/GM	'95-'00 K2500 front w/ 4L60E automatic transmission & 7200lb GVW. 31 3/4" long from center of u/joint caps.
ZDS9361C	Chevy/GM	'95-'00 K2500 front w/ 4 speed automatic transmission & 8600lb GVW. 31 3/4" long from center of u/joint caps.
ZDS9361D	Chevy/GM	'95-'00 K3500 front w/ 4 speed automatic transmission. 31 3/4" long from center of u/joint caps.
ZDS9361E	Chevy/GM	'95-'99 Suburban front w/ 4L60E automatic transmission. 31 3/4" long from center of u/joint caps.
ZDS9361F	Chevy/GM	'95-'00 Tahoe & Yukon front w/ 4L60E automatic transmission. 31 3/4" long from center of u/joint caps.
ZDS9362A	Chevy/GM	'95-'00 K1500 front w/ 4L80E automatic transmission. 33 1/2" long from center of u/joint caps.
ZDS9362B	Chevy/GM	'95-'00 K1500 front w/ 4L80 automatic transmission & 7200lb GVW. 33 1/2" long from center of u/joint caps.
ZDS9362C	Chevy/GM	'95-'99 Suburban front w/ 4L80 automatic transmission. 33 1/2" long from center of u/joint caps.
ZDS9362D	Chevy/GM	'95-'00 Tahoe & Yukon front w/ 4L80 automatic transmission. 33 1/2" long from center of u/joint caps.
ZDS9363A	Chevy/GM	'02-'06 Tahoe & Yukon front w/ active brake control. 27 1/4" long weld to weld.
ZDS9363B	Chevy/GM	'02-'03 Silverado & Sierra front. Excluding crew cab. 27 1/4" long weld to weld.
ZDS9364A	Chevy/GM	'95-'98 S10 Blazer, S15 & Sonoma all wheel drive front w/ 3.42 or 3.73 ratios & HD tow package. 25 1/4" long from weld to weld.
ZDS9366	Chevy/GM	'95-'00 K2500 front w/ manual transmission & 8600lb GVW. 30 1/8" long from center of u/joint caps.
ZDS9366A	Chevy/GM	'95-'00 K3500 front w/ 5 speed manual transmission. 30 1/8" long from center of u/joint caps.
ZDS9370	Chevy/GM	'92-'96 S10 Blazer, S15 & Sonoma rear w/ 205 or 241 transfer case. 58 1/8" long from center of u/joint caps.
ZDS9370A	Chevy/GM	'92-'96 Suburban rear w/ 205 or 241 transfer case. 58 1/8" long from center of u/joint caps.
ZDS9371	Chevy/GM	'02-'03 S10 Blazer, S15 & Sonoma rear w/ 208 or 241 transfer case & extended cab. 68 1/4" long from center of u/joint caps.
ZDS9371A	Chevy/GM	'01-'03 Silverado & Sierra rear w/ 208 or 241 transfer case. 68 1/4" long from center of u/joint caps.
ZDS9391	Chevy/GM	'03-'06 Avalanche front w/ active brake control. 29 5/8" long from center of u/joint caps.
ZDS9515	Chevy/GM	'99-'04 S10 Blazer, S15 & Sonoma 4 wheel drive rear. 36 3/8" long from center of u/joint caps.
ZDS9515A	Chevy/GM	'99-'04 S10 Blazer, S15 & Sonoma 4 wheel drive rear w/ option code Np8. 36 3/8" long from center of u/joint caps.
ZDS9516	Chevy/GM	'04-'10 Colorado & Canyon all wheel drive front w/ square CV flange. 21" long from center of u/joint caps.
ZDS9518	Chevy/GM	'02-'07 Avalanche 2500 front. 26" long from weld to weld.
ZDS9518A	Chevy/GM	'04-'07 Silverado & Sierra 1500 crew cab front w/ eight lug wheels. 26" long from weld to weld.
ZDS9518B	Chevy/GM	'01-'07 Silverado & Sierra crew cab front. 26" long from weld to weld.

## USA Standard Driveshafts (Cont.)

PART #	Models	Description
ZDS9518C	Chevy/GM	'00-'07 Silverado & Sierra 3500 front w/ 4 speed automatic transmission. 26" long from weld to weld.
ZDS9518D	Chevy/GM	'01-'07 Silverado & Sierra 2500 & 3500 front w/ 4L80E automatic transmission. 26" long from weld to weld.
ZDS9518E	Chevy/GM	'00-'07 Silverado & Sierra 2500 front w/ 4 speed automatic transmission. 26" long from weld to weld.
ZDS9518F	Chevy/GM	'04-'07 Silverado & Sierra 1500 front w/ eight lug wheels. 26" long from weld to weld.
ZDS9518G	Chevy/GM	'02-'07 Silverado & Sierra 1500 front w/ 4 speed automatic transmission. 26" long from weld to weld.
ZDS9518H	Chevy/GM	'08-'09 Silverado & Sierra 2500 front w/ 6 speed automatic transmission. 26" long from weld to weld.
ZDS9518I	Chevy/GM	'02-'05 Silverado & Sierra 2500 & 3500 front w/ 5 speed automatic transmission. 26" long from weld to weld.
ZDS9518J	Chevy/GM	'01-'09 Suburban & Yukon XL front. 26" long from weld to weld.
ZDS9518K	Chevy/GM	'07-'09 Silverado & Sierra 3500 front w/ 6 speed automatic transmission. 26" long from weld to weld.
ZDS9518L	Chevy/GM	'01-'07 Silverado & Sierra 3500 front w/ 630L engine & automatic transmission. 26" long from weld to weld.
ZDS9519	Chevy/GM	'01-'09 Silverado & Sierra 1500 front. 25" long from weld to weld.
ZDS9519A	Chevy/GM	'02-'04 Silverado & Sierra 1500 front w/ active brakes. Non-crew cab. 25" long from weld to weld.
ZDS9519C	Chevy/GM	'99-'09 Suburban 1500 front w/ active brake control. 25" long from weld to weld.
ZDS9519D	Chevy/GM	'04-'07 Silverado & Sierra 1500 all wheel drive front w/ six lug axles. 25" long from weld to weld.
ZDS9519E	Chevy/GM	'03-'07 Avalanche 1500 front w/ active brake control. 25" long from weld to weld.
ZDS9519F	Chevy/GM	'02-'07 Tahoe & Yukon front w/ active brake control. 25" long from weld to weld.
ZDS9519G	Chevy/GM	'99-'07 Silverado & Sierra 1500 front w/ active brake control. 25" long from weld to weld.
ZDS9519H	Chevy/GM	'04-'07 Silverado & Sierra 1500 crew cab front w/ six lug wheels. 25" long from weld to weld.
ZDS9519I	Chevy/GM	'02-'06 Denali front w/ active brake control. 25" long from weld to weld.
ZDS9519J	Chevy/GM	'04-'07 Silverado & Sierra 1500 extended & crew cab front w/ active brakes. 25" long from weld to weld.
ZDS9519K	Chevy/GM	'03-'06 Silverado & Sierra 1500 extended & crew cab front w/ active brakes. 25" long from weld to weld.
ZDS9519L	Chevy/GM	'00-'02 Tahoe & Yukon front w/o active brakes. 25" long from weld to weld.
ZDS9520	Chevy/GM	'01-'07 Silverado & Sierra 2500 & 3500 front w/ 5 speed automatic transmission or 6 speed manual transmission. 27 11/8" long from weld to weld.
ZDS9521	Chevy/GM	'01-'07 Silverado & Sierra 1500 front w/ 5 speed automatic transmission. 30 3/4" long from center of u/joint caps.
ZDS9523	Chevy/GM	'99-'07 Silverado & Sierra front w/ code GMT 800. 24 1/4" long from weld to weld.
ZDS9524	Chevy/GM	'02-'06 Silverado 3500 front w/ 4 speed automatic transmission. 26 1/8" long from weld to weld.
ZDS9525	Chevy/GM	'02-'04 Silverado & Sierra 1500 crew cab front w/ active brakes. 26" long from weld to weld.
ZDS9526	Chevy/GM	'02 Silverado & Sierra front. 24 1/4" long from weld to weld.
ZDS9527	Chevy/GM	'99-'00 Silverado & Sierra 1500 & 2500 rear w/ option code DPB. 54 1/2" long from center of u/joint caps.
ZDS9528	Chevy/GM	'01-'03 Silverado & Sierra 2500 rear w/ code GFL. 61" long from center of u/joint caps.
ZDS9529	Chevy/GM	'99-'05 Silverado & Sierra rear w/ code KW1. 43 1/4" long from center of u/joint caps.
ZDS9530	Chevy/GM	'03-'06 Suburban 1500 front w/o active brakes. 25" long from weld to weld.
ZDS9531	Chevy/GM	'02-'04 Suburban 1500 rear. 54 1/4" long from center of u/joint caps.
ZDS9532	Chevy/GM	'02-'04 Tahoe & Yukon front w/o active brakes. 26" long from weld to weld.
ZDS9536	Chevy/GM	'03-'05 Ram 2500 & 3500 front w/ 5.7L engine & automatic transmission. 13 1/2" long from weld to weld.
ZDS9534	Chevy/GM	'06 Ram 2500 & 3500 front w/ 5.7L Hemi or Diesel engine & manual transmission. 13 1/2" long from weld to weld.
ZDS9101	Chrysler/ Dodge	'99-'02 Ram 1500 Dana 44 front w/ gas engine, automatic transmission and NV 231HD transfer case. 28 9/16" long from center of u/joint caps.
ZDS9101A	Chrysler/ Dodge	'99 Ram 2500 regular cab Dana 44 front w/ 5.2L and 5.9L gas engines. 46RE automatic transmission & NV 241 transfer case. 28 9/16" long from center of u/joint caps.
ZDS9101B	Chrysler/ Dodge	'99 Ram 2500 regular cab front w/ 8.0" V10 engine, 47RE automatic transmission & NV 241 transfer case. 28 9/16" long from center of u/joint caps.
ZDS9101C	Chrysler/ Dodge	'99 Ram 2500 regular cab front w/ 5.9L diesel engine, 47RE automatic transmission & NV 241 transfer case. 28 9/16" long from center of u/joint caps.
ZDS9102	Chrysler/ Dodge	'99-'02 Ram 1500 club cab Dana 44 front w/ 5.2L gas engine, A630 manual transmission and NV 231HD transfer case. 27 9/16" long from center of u/joint caps.
ZDS9102A	Chrysler/ Dodge	'99-'02 Ram 1500 regular cab Dana 44 front w/ 5.2L gas engine, A630 manual transmission and NV 231HD transfer case. 27 9/16" long from center of u/joint caps.
ZDS9102B	Chrysler/ Dodge	'99 Ram 2500 Dana 60 front w/ 5.2L & 5.9" engines, 46RE automatic transmission & NV 241 transfer case. 27 9/16" long from center of u/joint caps.

## USA Standard Driveshafts (Cont.)

PART #	Models	Description
ZDS9102C	Chrysler/ Dodge	'99 Ram 2500 Dana 60 front w/ 5.2L & 5.9" engines, 46RE automatic transmission & NV 241HD transfer case. 27 9/16" long from center of u/joint caps.
ZDS9102D	Chrysler/ Dodge	'99 Ram 2500 regular cab Dana 60 front w/ 8.0L V10 and 5.9L diesel, A636 manual transmission & NV 241 transfer case. 27 9/16" long from center of u/joint caps.
ZDS9102E	Chrysler/ Dodge	'99 Ram 2500 regular cab Dana 60 front w/ 8.0L V10 and 5.9L diesel, A636 manual transmission & NV 241HD transfer case. 27 9/16" long from center of u/joint caps.
ZDS9102F	Chrysler/ Dodge	'99 Ram 2500 regular cab Dana 60 front w/ 5.2L & 5.9L, NV4500 manual transmission & NV 241 transfer case. 27 9/16" long from center of u/joint caps.
ZDS9102G	Chrysler/ Dodge	'99 Ram 3500 regular cab Dana 60 front w/ 5.9L gas engine, 46RE automatic transmission & NV 241HD transfer case. 27 9/16" long from center of u/joint caps.
ZDS9102H	Chrysler/ Dodge	'99 Ram 3500 club cab Dana 60 front w/ 5.9L gas engine, 46RE automatic transmission & NV 241HD transfer case. 27 9/16" long from center of u/joint caps.
ZDS9102I	Chrysler/ Dodge	'99 Ram 2500 club cab Dana 60 front w/ 8.0L V10 and 5.9L diesel, A636 manual transmission & ND 241 & NV 241HD transfer case. 27 9/16" long from center of u/joint caps.
ZDS9103	Chrysler/ Dodge	'99 Ram 2500 regular cab Dana 60 front w/ 8.0L V10, 47RE automatic transmission & NV 241HD transfer case. 29 1/8" long from center of u/joint caps.
ZDS9103A	Chrysler/ Dodge	'99 Ram 2500 regular cab Dana 60 front w/ 5.9L diesel, 47RE automatic transmission & NV 241HD transfer case. 29 1/8" long from center of u/joint caps.
ZDS9103B	Chrysler/ Dodge	'99 Ram 2500 club cab Dana 60 front w/ 8.0L V10 & 5.9L diesel, A636 manual transmission & NV 241HD transfer case. 29 1/8" long from center of u/joint caps.
ZDS9103C	Chrysler/ Dodge	'99 Ram 2500 regular cab Dana 60 front w/ 8.0L V10, A636 manual transmission & NV 241HD transfer case. 29 1/8" long from center of u/joint caps.
ZDS9103D	Chrysler/ Dodge	'99 Ram 3500 club cab & regular cab Dana 60 front w/ 8.0L V10 & 5.9L diesel, 47RE automatic transmission & NV 241HD transfer case. 29 1/8" long from center of u/joint caps.
ZDS9103E	Chrysler/ Dodge	'99 Ram 3500 regular cab Dana 60 front w/ 5.9L diesel, A636 manual transmission & NV 241HD transfer case. 29 1/8" long from center of u/joint caps.
ZDS9104	Chrysler/ Dodge	'99 Ram 2500 regular cab Dana 60 front w/ 5.2L & 5.9L gas engines, NV4500 manual transmission & NV 241HD transfer case. 27 1/8" long from center of u/joint caps.
ZDS9104A	Chrysler/ Dodge	'99 Ram 2500 regular cab & club cab Dana 60 front w/ 5.9L gas engine, NV4500 manual transmission & NV 241HD transfer case. 27 1/8" long from center of u/joint caps.
ZDS9104B	Chrysler/ Dodge	'99 Ram 3500 regular cab Dana 60 front w/ 5.9L gas engine, NV4500 manual transmission & NV 241HD transfer case. 27 1/8" long from center of u/joint caps.
ZDS9104C	Chrysler/ Dodge	'99 Ram 2500 regular cab Dana 60 front w/ 5.9L gas engine, NV4500 manual transmission & NV 241 & NV 241HD transfer case. 27 1/8" long from center of u/joint caps.
ZDS9105	Chrysler/ Dodge	'99 Ram 2500 regular cab Dana 60 front w/ 5.9L diesel, NV4500 manual transmission & NV 241 transfer case. 32 13/16" long from center of u/joint caps.
ZDS9105A	Chrysler/ Dodge	'99 Ram 2500 regular cab & club cab Dana 60 front w/ 5.9L diesel, NV4500 manual transmission & NV 241HD transfer case. 32 13/16" long from center of u/joint caps.
ZDS9106	Chrysler/ Dodge	'00-'02 Ram 2500 club cab & regular cab Dana 60 front w/ 8.0L V10 & 5.9L diesel, 47RE automatic transmission & NV 241HD transfer case. 29 1/8" long from center of u/joint caps.
ZDS9106A	Chrysler/ Dodge	'00-'02 Ram 3500 club cab & regular cab Dana 60 front w/ 8.0L V10 & 5.9L diesel, 47RE automatic transmission & NV 241HD transfer case. 29 1/8" long from center of u/joint caps.
ZDS9107	Chrysler/ Dodge	'00-'02 Ram 2500 club cab & regular cab Dana 60 front w/ 5.9L gas engine, 47RE automatic transmission & NV 241HD transfer case. 27 9/16" long from center of u/joint caps.
ZDS9107A	Chrysler/ Dodge	'00-'02 Ram 2500 club cab & regular cab Dana 60 front w/ 5.9L diesel, A636 manual transmission & NV 241HD transfer case. 27 9/16" long from center of u/joint caps.
ZDS9107B	Chrysler/ Dodge	'00-'02 Ram 3500 club cab & regular cab Dana 60 front w/ 8.0L V10, RE46 automatic transmission & NV 241HD transfer case. 27 9/16" long from center of u/joint caps.
ZDS9107C	Chrysler/ Dodge	'00-'02 Ram 3500 club cab & regular cab Dana 60 front w/ 8.0L V10 & 5.9L diesel, A636 manual transmission & NV 241HD transfer case. 27 9/16" long from center of u/joint caps.
ZDS9108	Chrysler/ Dodge	'99 Ram 3500 Dana 60 front w/ 5.9L diesel, NV5600 manual transmission & NV 241 transfer case. 32 13/16" long from center of u/joint caps.
ZDS9109	Chrysler/ Dodge	'00-'02 Ram 3500 Dana 60 front w/ 5.9L diesel, NV5600 manual transmission & NV 241 transfer case. 27 1/8" long from center of u/joint caps.
ZDS9195	Chrysler/ Dodge	'07-'09 Dodge Aspen front w/ NV244 transfer case. 16" long from weld to weld.
ZDS9195A	Chrysler/ Dodge	'07-'10 Dodge Dakota front w/ NV 233 or NV243 transfer case. 16" long weld to weld.
ZDS9195B	Chrysler/ Dodge	'07-'09 Dodge Dakota front w/ NV244 transfer case. 16" long weld to weld.

## USA Standard Driveshafts (Cont.)

PART #	Models	Description
ZDS9195C	Chrysler/ Dodge	'04-'06 Dodge Durango front w/ NV144 transfer case. 16" long weld to weld.
ZDS9198	Chrysler/ Dodge	'05-'11 Ram 1500 front w/ electronic shift on-the-fly. 19 1/2" weld to weld.
ZDS9198A	Chrysler/ Dodge	'02-'06 Ram 1500 front w/ automatic transmission. 19 1/2" long weld to weld.
ZDS9204	Chrysler/ Dodge	'07-'10 Ram 2500 & 3500 w/ 5.7L gas or 5.9L diesel & 6 speed automatic transmission. 27 1/2" long from center of u/joint caps.
ZDS9318	Chrysler/ Dodge	'90-'93 Dodge W200 & W250 Dana 44 front w/ 4500lb capacity & three speed automatic transmission. 24 3/4" long from center of u/joint caps.
ZDS9318A	Chrysler/ Dodge	'90-'93 Dodge W200 & W250 Dana 44 front w/ 4500lb capacity & manual automatic transmission. 24 3/4" long from center of u/joint caps.
ZDS9318B	Chrysler/ Dodge	'87-'89 Dodge W200 & W250 Dana 44 front w/ 4500lb capacity. 24 3/4" long from center of u/joint caps.
ZDS9318C	Chrysler/ Dodge	'75-'86 Dodge W200 & W250 Dana 44 front w/ part-time 4 wheel drive. 24 3/4" long from center of u/joint caps.
ZDS9318D	Chrysler/ Dodge	'90-'93 Dodge W300 & W350 front w/ three speed automatic transmission. 24 3/4" long from center of u/joint caps.
ZDS9318E	Chrysler/ Dodge	'90-'93 Dodge W300 & W350 front w/ manual transmission. 24 3/4" long from center of u/joint caps.
ZDS9318F	Chrysler/ Dodge	'82-'89 Dodge W300 & W350 Dana 44 front w/ 4500lb capacity. 24 3/4" long from center of u/joint caps.
ZDS9318G	Chrysler/ Dodge	'76-'81 Dodge W300 & W350 front w/ part-time 4 wheel drive. 24 3/4" long from center of u/joint caps.
ZDS9319	Chrysler/ Dodge	'75-'86 Dodge W200 & W250 Dana 44 front w/ full time 4 wheel drive. 26 1/4" long from center of u/joint caps.
ZDS9319B	Chrysler/ Dodge	'82-'89 Dodge W300 & W350 Dana 44 front w/ full time 4 wheel drive. 26 1/4" long from center of u/joint caps.
ZDS9319C	Chrysler/ Dodge	'76-'81 Dodge W300 & W350 Dana 44 front w/ full time 4 wheel drive. 26 1/4" long from center of u/joint caps.
ZDS9333E	Chrysler/ Dodge	'74-'75 Ramcharger & Trailduster front w/ yoke at the transfer case. 27 7/8" long from center of u/joint caps.
ZDS9333F	Chrysler/ Dodge	'75 Dodge W200 & W250 Dana 44 3500lb front w/ yoke at the transfer case. 27 7/8" long from center of u/joint caps.
ZDS9333G	Chrysler/ Dodge	'75 Dodge W200 & W250 Dana 44 4500lb front w/ yoke at the transfer case. 27 7/8" long from center of u/joint caps.
ZDS9333H	Chrysler/ Dodge	'75 Dodge W300 & W350 front. 27 7/8" long from center of u/joint caps.
ZDS9483	Chrysler/ Dodge	'97-'98 Dodge Dakota front w/ manual transmission. 27 3/8" long from center of u/joint caps.
ZDS9484	Chrysler/ Dodge	'97-'98 Dodge Dakota front w/ automatic transmission. 26 1/4" long from center of u/joint caps.
ZDS9514	Chrysler/ Dodge	'07 Dodge Dakota front w/ NV244 transfer case. 24 1/4" long from flange to flange.
ZDS9514A	Chrysler/ Dodge	'04-'07 Dodge Dakota front w/ 3.7L or 4.7L engine & manual transmission. 24 1/4" long from flange to flange.
ZDS9514B	Chrysler/ Dodge	'01-'05 Dodge Dakota front w/ 3.7L engine & manual transmission. 24 1/4" long from flange to flange.
	Chrysler/ Dodge	'01-'03 Dodge Dakota front w/ manual transmission. 24 1/4" long from flange to flange.
ZDS9537	Chrysler/ Dodge	'07-'10 Ram 2500 front w/ 6 speed manual transmission. 12 3/4" long from weld to weld.
ZDS9537A	Chrysler/ Dodge	'03-'05 Ram 2500 & 3500 front w/ 5.7L engine & manual transmission. 12 3/4" long from weld to weld.
ZDS9538	Chrysler/ Dodge	'03-'05 Ram 2500 & 3500 front w/ diesel engine & manual transmission. 19" long from weld to weld.
ZDS9539	Chrysler/ Dodge	'03-'05 Ram 2500 & 3500 front w/ diesel engine & 6 speed manual transmission. 16 1/2" long from weld to weld.
ZDS9540	Chrysler/ Dodge	'03-'05 Ram 2500 & 3500 front w/ diesel engine & 4 speed automatic transmission. 14 1/24" long from weld to weld.

## USA Standard Driveshafts (Cont.)

PART #	Models	Description
ZDS9541	Chrysler/ Dodge	'03-'05 Ram 2500 & 3500 front w/ diesel engine & 5 speed manual transmission. 13 1/4" long from weld to weld.
ZDS9700	Chrysler/ Dodge	'94-'96 Dodge Dakota front w/ NV 231 transfer case & manual transmission. 25" long from center of u/joint caps.
ZDS9700A	Chrysler/ Dodge	'87-'93 Dodge Dakota front w/ manual transmission. 25" long from center of u/joint caps.
ZDS9701	Chrysler/ Dodge	'94-'96 Dodge Dakota front w/ NV 231 transfer case & 42RE or 46RE automatic transmission. 27" long from center of u/joint caps.
ZDS9707	Chrysler/ Dodge	'97-'99 Dodge Dakota w/ automatic transmission. 26 1/8" long from center of u/joint caps.
ZDS9707A	Chrysler/ Dodge	'98-'99 Dodge Durango front w/ automatic transmission. 26 1/8" long from center of u/joint caps.
ZDS9708	Chrysler/ Dodge	'98-'00 Dodge Durango all wheel drive rear. 45 1/4" long from center of u/joint caps.
ZDS9710	Chrysler/ Dodge	'90-'93 Dodge Ramcharger & Trailduster front w/ manual transmission. 27 1/2" long from center of u/joint caps.
ZDS9710A	Chrysler/ Dodge	'75-'89 Dodge Ramcharger & Trailduster front w/ flange at transfer case. 27 1/2" long from center of u/joint caps.
ZDS9710B	Chrysler/ Dodge	'90-'93 Dodge W100 & W150 front w/ three speed automatic transmission or manual transmission. 27 1/4" long from center of u/joint caps.
ZDS9710C	Chrysler/ Dodge	'76-'89 Dodge W100 & W150 front. 27 1/4" long from center of u/joint caps.
ZDS9710D	Chrysler/ Dodge	'90-'93 Dodge W200 & W250 3500 lb Dana 44 front w/ three speed automatic transmission or manual transmission. 27 1/4" long from center of u/joint caps.
ZDS9710E	Chrysler/ Dodge	'75-'89 Dodge W200 & W250 3500lb Dana 44 front w/ flange at transfer case. 27 1/4" long from center of u/joint caps.
ZDS9710F	Chrysler/ Dodge	'82-'89 Dodge W300 & W350 front w/ 3500lb Dana 44 front. 27 1/4" long from center of u/joint caps.
ZDS9711	Chrysler/ Dodge	'90-'93 Dodge W200, W250, W300 & W350 front w/ 4 speed automatic transmission & 4500lb axle. 30 1/4" long from center of u/joint caps.
ZDS9717	Chrysler/ Dodge	'94-'95 Dodge Dakota front w/ NV 231 transfer case & A500 or A518 4 speed automatic transmission. 31 7/16" long from center of u/joint caps.
ZDS9717A	Chrysler/ Dodge	'87-'93 Dodge Dakota front w/ automatic transmission. 31 7/16" long from center of u/joint caps.
ZDS9791	Chrysler/ Dodge	'08-'10 Dodge Nitro front w/ 4.7L engine. 20" long from weld to weld.
ZDS9813	Chrysler/ Dodge	'96-'97 Dodge Ramcharger & Trailduster front w/ 47RE automatic transmission & 241 HD transfer case. 33 1/2" long from center of u/joint caps. 3 1/4" u/joint span. 1 1/16" u/joint caps.
ZDS9813A	Chrysler/ Dodge	'96-'97 Dodge Ram 2500 front w/ 47RE automatic transmission & 241 HD transfer case. 33 1/2" long from center of u/joint caps.
ZDS9814	Chrysler/ Dodge	'96-'97 Dodge Ramcharger & Trailduster front w/ 46RH automatic transmission & 241 HD transfer case. 20" long from weld to weld.
ZDS9814A	Chrysler/ Dodge	'94-'98 Ram 1500 front w/ 46RE automatic transmission. 20" long from weld to weld.
ZDS9814B	Chrysler/ Dodge	'96-'97 Ram 2500 front w/ 46RH automatic transmission. 20" long from weld to weld.
ZDS9870	Chrysler/ Dodge	'94-'98 Ram 1500 front w/ 46RH automatic transmission & 231 HD transfer case. 14 1/2" weld to weld.
ZDS9870A	Chrysler/ Dodge	'94-'95 Ram 2500 front w/ 47RH automatic transmission & 241 LD transfer case. 14 1/2" long weld to weld.
ZDS9871	Chrysler/ Dodge	'94-'98 Ram 1500 front w/ 47RE automatic transmission & 241 LD transfer case. 15 1/2" long weld to weld.
ZDS9871A	Chrysler/ Dodge	'96-'98 Ram 2500 front w/ 47RE automatic transmission & 241 LD transfer case. 15 1/2" long weld to weld.
ZDS9872	Chrysler/ Dodge	'94-'95 Ram 2500 front w/ 46RH automatic transmission. 20" long weld to weld.
ZDS9872A	Chrysler/ Dodge	'94-'95 Dodge Ramcharger & Trailduster front w/ 46RH automatic transmission. 20" long weld to weld.
ZDS9873	Chrysler/ Dodge	'94-'95 Dodge Ramcharger & Trailduster front w/ manual transmission. 14 1/2" long weld to weld.

## USA Standard Driveshafts (Cont.)

PART #	Models	Description
ZDS9873A	Chrysler/ Dodge	'94-'97 Ram 2500 front w/ manual transmission. 14 1/2" long weld to weld.
ZDS9873B	Chrysler/ Dodge	'96-'97 Ramcharger & Trailduster front w/ manual transmission. 14 1/2" long weld to weld.
ZDS9874	Chrysler/ Dodge	'94-'95 Ram 2500 front w/ 47RH automatic transmission & 241 HD transfer case. 15 1/2" long weld to weld.
ZDS9874A	Chrysler/ Dodge	'94-'95 Ramcharger & Trailduster front w/ 47RH automatic transmission & 241 HD transfer case. 15 1/2" long weld to weld.
ZDS9875	Chrysler/ Dodge	'94-'95 Ramcharger & Trailduster front w/ automatic transmission. 19" long weld to weld.
ZDS9875A	Chrysler/ Dodge	'90-'93 Dodge W100 & W150 front w/ 4 speed automatic transmission. 19" long weld to weld.
ZDS9875B	Chrysler/ Dodge	'90-'93 Dodge W200 & W250 front w/ 4 speed automatic transmission. 19" long weld to weld.
ZDS9110	Ford	'99-'02 Ford F250 & F350 rear w/ 5.4L engine, E40D automatic transmission & 137" wheelbase. 50 7/8" long from center of u/joint caps.
ZDS9111	Ford	'99-'02 Ford F250 & F350 rear w/ 6.8L engine, E40D automatic transmission & 137" wheelbase. 50 7/8" long from center of u/joint caps.
ZDS9112	Ford	'99-'02 Ford F250 rear w/ 7.3L engine, E40D automatic transmission & 137" wheelbase. 49 5/8" long from center of u/joint caps.
ZDS9113	Ford	'99-'02 Ford F250 rear w/ 5.4L engine, E40D automatic transmission & 141.8" wheelbase. 57 1/4" long from center of u/joint caps.
ZDS9114	Ford	'99-'02 Ford F250 & F350 rear w/ 6.8L engine, E40D automatic transmission & 141.8" wheelbase. 57 1/4" long from center of u/joint caps.
ZDS9115	Ford	'99-'02 Ford F250 rear w/ 7.3L engine, E40D automatic transmission & 141.8" wheelbase. 57 7/16" long from center of u/joint caps.
ZDS9115A	Ford	'99-'02 Ford F250 rear w/ 7.3L engine, M5HD manual transmission & 141.8" wheelbase. 57 7/16" long from center of u/joint caps.
ZDS9115B	Ford	'99-'02 Ford F350 rear w/ 7.3L engine, E40D automatic transmission & 137" wheelbase. 54 7/16" long from center of u/joint caps.
ZDS9115C	Ford	'99-'02 Ford F350 rear w/ 7.3L engine, M5HD manual transmission & 137" wheelbase. 54 7/8" long from center of u/joint caps.
ZDS9116	Ford	'99-'02 Ford F250 & F350 rear w/ 5.4L engine, M5HD manual transmission & 137" wheelbase. 54 5/16" long from center of u/joint caps.
ZDS9117	Ford	'99-'02 Ford F250 rear w/ 6.8L engine, M5HD manual transmission & 137" wheelbase. 54 5/16" long from center of u/joint caps.
ZDS9117A	Ford	'99-'02 Ford F350 rear w/ 7.3L engine, E40D automatic transmission & 141.8" wheelbase. 54 5/16" long from center of u/joint caps.
ZDS9127	Ford	'99-'02 Ford F250 rear w/ 7.3L engine, M5HD manual transmission & 137" wheelbase. 51 5/8" long from center of u/joint caps.
ZDS9128	Ford	'99-'02 Ford F250 rear w/ 5.4L engine, M5HD manual transmission & 141.8" wheelbase. 60 9/16" long from center of u/joint caps.
ZDS9129	Ford	'99-'02 Ford F250 rear w/ 6.8L V10 engine, M5HD manual transmission & 141.8" wheelbase. 60 13/16" long from center of u/joint caps.
ZDS9129A	Ford	'99-'02 Ford F350 rear w/ 6.8L V10 engine, M5HD manual transmission & 137" wheelbase. 60 13/16" long from center of u/joint caps.
ZDS9130	Ford	'99-'02 Ford F350 rear w/ 7.3L engine, M5HD manual transmission & 141.8" wheelbase. 50 7/8" long from center of u/joint caps.
ZDS9131	Ford	'99-'02 Ford F350 rear w/ 7.3L engine, dual rear wheel, E40D automatic transmission & 137" wheelbase. 50 7/8" long from center of u/joint caps.
ZDS9132	Ford	'99-'02 Ford F350 rear w/ 6.8L V10 engine, dual rear wheel, M5HD manual transmission & 137" wheelbase. 54 5/16" long from center of u/joint caps.
ZDS9133	Ford	'99-'02 Ford F350 rear w/ 7.3L engine, dual rear wheel, M5HD manual transmission & 137" wheelbase. 54 5/16" long from center of u/joint caps.
ZDS9134	Ford	'99-'02 Ford F350 rear w/ 6.8L V10 engine, dual rear wheel, E40D automatic transmission & 137" wheelbase. 55 3/16" long from center of u/joint caps.
ZDS9135	Ford	'99-'02 Ford F350 rear w/ 5.4L engine, E40D automatic transmission & 141.8" wheelbase. 58 1/4" long from center of u/joint caps.
ZDS9136	Ford	'99-'02 Ford F350 rear w/ 5.4L engine, M5HD manual transmission & 141.8" wheelbase. 60 13/16" long from center of u/joint caps.
ZDS9137	Ford	'99-'02 Ford F350 rear w/ 6.8L engine, M5HD manual transmission & 141.8" wheelbase. 48 13/16" long from center of u/joint caps.
ZDS9148	Ford	'79 Ford F250 front w/ manual transmission, part-time NP 205 transfer case & 133" wheel base. 25 1/8" long from center of u/joint caps.



## USA Standard Driveshafts (Cont.)

PART #	Models	Description
ZDS9148A	Ford	'77 F250 front w/ automatic transmission, part-time NP 205 transfer case & 133" wheel base. 25 1/8" long from center of u/joint caps.
ZDS9150	Ford	'99-'01 Dakota regular cab front w/ 3.9L & 5.2L engine and automatic transmission. 24 1/4" long from center of u/joint caps.
ZDS9150A	Ford	'00 Durango regular cab front w/ 3.9L & 5.2L engine and automatic transmission. 24 1/4" long from center of u/joint caps.
ZDS9151	Ford	'01-'05 Dakota & '01-'03 Durango front w/ 3.7L & 4.7L engine and automatic transmission. 26 1/4" long from flange to flange.
ZDS9152	Ford	'66-'70 Bronco front, 23 5/16" long from center of u/joint caps.
ZDS9153	Ford	'66-'77 Bronco rear, 31 1/4" long from center of u/joint caps.
ZDS9154	Ford	'74-'77 F250 front w/ 351 & 400 engine, 133" wheelbase. 57 7/16" long from center of u/joint caps.
ZDS9155	Ford	'74-'77 F250 rear w/ 351 & 400 engine, 133" wheelbase. 57 7/16" long from center of u/joint caps.
ZDS9155A	Ford	'74-'77 F250 rear w/ 351 & 400 engine, 133" wheelbase. 57 7/16" long from center of u/joint caps.
ZDS9157	Ford	'78 Bronco front w/ 351 engine, automatic transmission and full-time 203 transfer case. 30 1/16" long from center of u/joint caps. 1310 u/joint sizes.
ZDS9157A	Ford	'78 F100 & F150 front w/ full-time 203 transfer case & 113" & 166.8" wheelbase. 30 1/16" long from center of u/joint caps. 1310 u/joint sizes.
ZDS9158	Ford	'79 F100 & F150 rear w/ manual transmission, part-time transfer case & 117" wheel base. 51" long from center of u/joint caps. 1330 u/joint sizes.
ZDS9159	Ford	'78 F100 & F150 rear w/ part-time transfer case & 117" wheelbase. 50 15/16" long from center of u/joint caps. 1310 & 1330 u/joint sizes.
ZDS9159A	Ford	'77 F100 & F150 rear w/ 351 & 400 engines, C6 transmission, part-time transfer case & 117" wheelbase. 50 15/16" long from center of u/joint caps. 1310 & 1330 u/joint sizes.
ZDS9160	Ford	'80-'82 Bronco front. 30 5/8" long from center of u/joint caps.
ZDS9160A	Ford	'80-'82 Bronco rear. 30 5/8" long from center of u/joint caps.
ZDS9161	Ford	'79 F250 & F350 front w/ 300 engine, manual transmission and part-time transfer case. 133" & 155" wheelbase. 24 3/8" long from center of u/joint caps.
ZDS9161A	Ford	'79 Bronco front w/ 351 engine, manual transmission and part-time transfer case. 24 3/8" long from center of u/joint caps.
ZDS9162	Ford	'79 Bronco front w/ 351 engine, manual transmission and part-time transfer case. 37 5/16" long from center of u/joint caps.
ZDS9163	Ford	'79 F250 & F350 front w/ 351 & 400 engine, automatic transmission, part-time transfer case & 133" wheelbase. 28" long from center of u/joint caps.
ZDS9164	Ford	'79 Bronco rear w/ 351 engine, automatic transmission & part-time transfer case. 34 5/16" long from center of u/joint caps.
ZDS9165	Ford	'78 Bronco rear w/351 & 400 engine, manual transmission & part-time 205 transfer case. 37 5/16" long from center of u/joint caps.
ZDS9166	Ford	'79 F250 & F350 front w/ 351 & 400 engine, automatic transmission, full-time transfer case & 133" & 155" wheelbase. 30 1/16" long from center of u/joint caps.
ZDS9166A	Ford	'79 Bronco front w/ 351 engine, automatic transmission & full-time transfer case. 30 1/16" long from center of u/joint caps.
ZDS9166B	Ford	'79 F100 & F150 front w/ automatic transmission & 117" & 133" wheelbase. 30 1/16" long from center of u/joint caps.
ZDS9167	Ford	'78 Bronco front w/ 351 & 400 engine, manual transmission & part-time 205 transfer case. 24 3/8" long from center of u/joint caps.
ZDS9169	Ford	'78 Bronco front w/ 351 engine, automatic transmission and full time 205 transfer case. 27 5/16" long from center of u/joint caps.
ZDS9170	Ford	'78 Bronco rear w/ 351 engine, automatic transmission and part time 205 transfer case. 34 3/8" long from center of u/joint caps.
ZDS9172	Ford	'78 Bronco rear w/ 351 engine, automatic transmission and full time 203 transfer case. 20 3/8" long from center of u/joint caps.
ZDS9173	Ford	'78 Bronco front w/ 400 engine, automatic transmission & part-time 205 transfer case. 27 5/16" long from center of u/joint caps.
ZDS9174	Ford	'78 Bronco rear w/ 400 engine, automatic transmission & part-time 205 transfer case. 27 5/16" long from center of u/joint caps.
ZDS9175	Ford	'78 Bronco front w/ 400 engine, automatic transmission & full-time 203 transfer case. 27 5/16" long from center of u/joint caps.
ZDS9175A	Ford	'78 F100 & F150 front w/ automatic transmission, full-time 203 transfer case & 113" & 166.8" wheelbase. 30 1/16" long from center of u/joint caps.
ZDS9176	Ford	'78 Bronco rear w/ 400 engine, automatic transmission & full-time 203 transfer case. 30 1/16" long from center of u/joint caps.
ZDS9177	Ford	'79 F250 & F350 front w/ 351 & 400 engine, automatic transmission & full-time transfer case. 30 7/8" long from center of u/joint caps.

## USA Standard Driveshafts (Cont.)

PART #	Models	Description
ZDS9177A	Ford	'79 F100 & F150 front w/ 351 engine, automatic transmission, full-time transfer case & 155" wheelbase. 30 7/8" long from center of u/joint caps.
ZDS9178	Ford	'79 F100 & F150 front w/ 400 engine, manual transmission, part-time transfer case & 155" wheelbase. 25 5/16" long from center of u/joint caps.
ZDS9180	Ford	'77 F100 & F150 rear w/ 351 & 400 engine, C6 automatic transmission, part-time transfer case & 116" wheelbase. 50 16/16" long from center of u/joint caps. 1310 u/joints.
ZDS9177	Ford	'79 F250 & F350 front w/ 351 & 400 engine, automatic transmission & full-time transfer case. 30 7/8" long from center of u/joint caps.
ZDS9177	Ford	'79 F250 & F350 front w/ 351 & 400 engine, automatic transmission & full-time transfer case. 30 7/8" long from center of u/joint caps.
ZDS9177A	Ford	'79 F100 & F150 front w/ 351 engine, automatic transmission, full-time transfer case & 155" wheelbase. 30 7/8" long from center of u/joint caps.
ZDS9178	Ford	'79 F100 & F150 front w/ 400 engine, manual transmission, part-time transfer case & 155" wheelbase. 25 5/16" long from center of u/joint caps.
ZDS9180	Ford	'77 F100 & F150 rear w/ 351 & 400 engine, C6 automatic transmission, part-time transfer case & 116" wheelbase. 50 16/16" long from center of u/joint caps. 1310 u/joints.
ZDS9180A	Ford	'76 F100 & F150 w/ manual transmission & 117" wheelbase. 50 16/16" long from center of u/joint caps. 1310 u/joints.
ZDS9182	Ford	'77 F250 front w/ 351 & 400 engine w/ C6 automatic transmission, part-time 205 transfer case & 117" wheelbase. 28" long from center of u/joint caps.
ZDS9183	Ford	'77-'78 F250 front w/ automatic transmission, full-time 203 transfer case & 133" wheelbase. 30 1/16" long from center of u/joint caps.
ZDS9184	Ford	'78 F250 front w/ manual transmission, part-time 205 transfer case, 133" wheelbase & snow plow option. 23 3/4" long from center of u/joint caps.
ZDS9185	Ford	'78 F250 front w/ automatic transmission, part-time 205 transfer case & 133" wheelbase. 26 1/16" long from center of u/joint caps.
ZDS9186	Ford	'78 F250 front w/ automatic transmission, full-time 203 transfer case & 133" wheelbase. 29 1/2" long from center of u/joint caps.
ZDS9187	Ford	'79 F250 & F350 front w/ 351 & 400 engine, automatic transmission, part-time transfer case, 133" & 155" wheelbase & snow plow option. 26 11/16" long from center of u/joint caps.
ZDS9190	Ford	'79 Bronco front w/ 351 engine, automatic transmission & part-time transfer case. 27 5/16" long from center of u/joint caps. 1330 u/joints.
ZDS9192	Ford	'80 Bronco w/ 300, 302 & 351 engine, C6 or 435 transmission. 32 3/4" long from center of u/joint caps
ZDS9192A	Ford	'82 F100 & F150 front w/ 300, 302, 351 & 400 engine, C6 or 435 transmission, 116", 133" or 155" wheelbase. 32 3/4" long from center of u/joint caps.
ZDS9193	Ford	'80-'81 Bronco front w/ 300, 302 & 351 engine, C6 & 435 transmission. 33 1/2" long from center of u/joint caps.
ZDS9193A	Ford	'80-'81 F100 & F150 w/ 300, 302, 351 & 400 engine, C6 or 435 transmission & 116", 133" & 155" wheelbase. 33 1/2" long from center of u/joint caps.
ZDS9293	Ford	'99-'01 Explorer & Mountaineer front w/ 4.0L engine. 24" long weld to weld.
ZDS9293A	Ford	'98-'09 Ranger extended cab front w/ 4.0L engine. 24" long weld to weld.
ZDS9293B	Ford	'99-'06 Ranger front w/ 4.0L engine. 24" long weld to weld.
ZDS9294	Ford	'99-'01 Explorer & Mountaineer front w/ 5.0L engine, all wheel drive. 23" long weld to weld.
ZDS9297	Ford	'99-'01 Expedition front w/ 4.6L engine. 25" long weld to weld.
ZDS9298	Ford	'01 Excursion front w/ 6.8L engine. 39 1/2" long from center of u/joint caps.
ZDS9299	Ford	'01 Excursion front w/ 7.3L engine. 39 3/4" long flange to flange.
ZDS9299A	Ford	'00-'01 Expedition front w/ 7.3L engine. 39 3/4" long flange ton flange.
ZDS9300	Ford	'99-'06 F250 front w/ 6.4L or 6.8L engine. 36" long from center of u/joint caps.



## USA Standard Driveshafts (Cont.)

PART #	Models	Description
ZDS9300A	Ford	'99-'01 F250 front w/ 5.4L or 6.8L & automatic transmission. 36" long from center of u/joint caps.
ZDS9300B	Ford	'05-'06 F350 front w/ 5.4L or 6.8L, automatic transmission, single rear wheel. 36" long from center of u/joint caps.
ZDS9300C	Ford	'00-'01 Excursion w/ 5.4L or 6.8L engine. 36" long from center of u/joint caps.
ZDS9302	Ford	'05-'10 F250 front w/ diesel engine & automatic transmission. 38 1/2" long from center of u/joint caps.
ZDS9302A	Ford	'03-'10 F250 front w/ 6.0L engine, automatic transmission & single rear wheel. 38 1/2" long from center of u/joint caps.
ZDS9302B	Ford	'04-'10 F250 front w/ diesel engine, automatic transmission & single rear wheel. 38 1/2" long from center of u/joint caps.
ZDS9302C	Ford	'04-'06 F250 front w/ 6.0L engine, automatic transmission & single rear wheels. 38 1/2" long from center of u/joint caps.
ZDS9302D	Ford	'99-'01 F250 front w/ 7.3L engine. 38 1/2" long from center of u/joint caps.
ZDS9302E	Ford	'04-'10 F350 front w/ diesel engine, automatic transmission & single rear wheels. 38 1/2" long from center of u/joint caps.
ZDS9302F	Ford	'03 F350 front w/ 6.0L engine, automatic transmission & single rear wheels. 38 1/2" long from center of u/joint caps.
ZDS9302G	Ford	'00-'05 Excursion front w/ 5.4L or 6.8L engine. 38 1/2" long from center of u/joint caps.
ZDS9302H	Ford	'01 Excursion front w/ 5.4L engine. 38 1/2" long from center of u/joint caps.
ZDS9302I	Ford	'00 Excursion front w/ 7.3L engine. 38 1/2" long from center of u/joint caps.
ZDS9303	Ford	'00-'03 Excursion front w/ 7.3L engine. 39 1/2" long from center of u/joint caps.
ZDS9303A	Ford	'03-'10 F250 front. 39 1/2" long from center of u/joint caps.
ZDS9303AA	Ford	'03 F350 front w/ 6.0L engine, 6 speed manual transmission & dual rear wheels. 39 1/2" long from center of u/joint caps.
ZDS9303B	Ford	'99-'06 F250 front w/ 6.0L engine, manual transmission & single rear wheels. 39 1/2" long from center of u/joint caps.
ZDS9303BB	Ford	'03 F350 front w/ 5.4L, 6 speed manual transmission & single rear wheels. 39 1/2" long from center of u/joint caps.
ZDS9303C	Ford	'99-'06 F250 front w/ 7.3L engine. 39 1/2" long from center of u/joint caps.
ZDS9303CC	Ford	'99-'03 F350 front w/ 6.8L engine, automatic transmission & single rear wheels. 39 1/4" long from center of u/joint caps.
ZDS9303D	Ford	'04 F250 front w/ automatic transmission & single rear wheels. 39 1/2" long from center of u/joint caps.
ZDS9303DD	Ford	'99-'03 F350 front w/ 5.4L engine, automatic transmission & single rear wheels. 39 1/2" long from center of u/joint caps.
ZDS9303E	Ford	'04 F250 w/ gas engine, 6 speed manual transmission & single rear wheels. 39 1/2" long from center of u/joint caps.
ZDS9303EE	Ford	'02 F350 front w/ 5.4L engine, 6 speed manual transmission & single rear wheels. 39 1/2" long from center of u/joint caps.
ZDS9303F	Ford	'03 F250 front w/ 6.8L engine, 6 speed manual transmission & single rear wheels. 39 1/2" long from center of u/joint caps.
ZDS9303FF	Ford	'02 F350 front w/ 6.8L engine, 6 speed manual transmission & single rear wheels. 39 1/2" long from center of u/joint caps.
ZDS9303G	Ford	'03 F250 front w/ manual transmission & single rear wheels. 39 1/2" long from center of u/joint caps.
ZDS9303GG	Ford	'00-'03 F450 front w/ 7.3L diesel. 39 1/2" long from center of u/joint caps.
ZDS9303H	Ford	'03 F250 front w/ 5.4L engine, 6 speed manual transmission & single rear wheels. 39 1/2" long from center of u/joint caps.
ZDS9303HH	Ford	'00 F550 front w/ 6.8L engine & automatic transmission. 39 1/2" long from center of u/joint caps.
ZDS9303I	Ford	'99-'00 F450 front w/ 6.8L diesel, automatic transmission & dual rear wheels. 39 1/2" long from center of u/joint caps.
ZDS9303J	Ford	'03 F250 front w/ 6.0L engine, manual transmission & single rear wheels. 39 1/2" long from center of u/joint caps.
ZDS9303K	Ford	'02 F250 front w/ 6.8L engine, 6 speed manual transmission & single rear wheels. 39 1/2" long from center of u/joint caps.
ZDS9303L	Ford	'02 F250 front w/ 5.4L engine, 6 speed manual transmission & single rear wheels. 39 1/2" long from center of u/joint caps.
ZDS9303M	Ford	'00-'03 F250 front w/ 5.4L or 6.8L engine and 4R100 automatic transmission. 39 1/2" long from center of u/joint caps.
ZDS9303N	Ford	'99-'03 F250 front w/ 5.4L engine, automatic transmission & single rear wheels. 39 1/2" long from center of u/joint caps.
ZDS9303O	Ford	'99-'03 F250 front w/ 6.8L engine, automatic transmission & single rear wheels. 39 1/2" long from center of u/joint caps.
ZDS9303P	Ford	'99-'03 F250 front w/ 6.8L engine, automatic transmission & dual rear wheels. 39 1/2" long from center of u/joint caps.
ZDS9303Q	Ford	'99-'03 F350 front w/ automatic transmission & dual rear wheels. 39 1/2" long from center of u/joint caps.
ZDS9303R	Ford	'99-'03 F350 front w/ 5.4L engine automatic transmission & dual rear wheels. 39 1/2" long from center of u/joint caps.
ZDS9303S	Ford	'04-'06 F350 front w/ 6.0L engine & manual transmission. 39 1/2" long from center of u/joint caps.
ZDS9303T	Ford	'05 F350 front w/ diesel engine & manual transmission. 39 1/2" long from center of u/joint caps.
ZDS9303U	Ford	'04 F350 front w/ 7.3L engine. 39 1/2" long from center of u/joint caps.
ZDS9303V	Ford	'04 F350 front w/ gas engine, automatic transmission & dual rear wheels. 39 1/2" long from center of u/joint caps.
ZDS9303W	Ford	'04 F350 front w/ 6.8L engine, manual transmission & dual rear wheels. 39 1/2" long from center of u/joint caps.
ZDS9303X	Ford	'04 F350 front w/ gas engine, manual transmission & single rear wheels. 39 1/2" long from center of u/joint caps.

## USA Standard Driveshafts (Cont.)

PART #	Models	Description
ZDS9303Y	Ford	'04 F350 front w/ diesel engine, manual transmission & single rear wheels. 39 1/2" long from center of u/joint caps.
ZDS9303Z	Ford	'00-'03 F350 front w/ 5.4L or 6.8L engine, 4R100 automatic transmission & single rear wheels. 39 1/2" long from center of u/joint caps.
ZDS9304	Ford	'00-'03 F350 front w/ over 8500 GVW. 40 1/2" long from center of u/joint caps.
ZDS9304A	Ford	'00-'03 Excursion front. 40 1/2" long from center of u/joint caps.
ZDS9305	Ford	'99-'01 F250 front w/ 5.4L or 6.8L & manual transmission. 37 3/4" long from center of u/joint caps.
ZDS9317	Ford	'99-'01 Expedition front w/ 5.4L engine. 25" long weld to weld.
ZDS9325	Ford	'00-'02 Excursion front w/ 5.4L or 6.8L engine w/ 4R100 automatic transmission. 37 1/4" long from center of u/joint caps.
ZDS9400	Ford	'87-'89 Bronco rear w/ 4.9L or 5.0L engine, 5 speed manual transmission & 3.08, 3.55 or 4.10 gear ratio. 26 1/2" long from center of u/joint caps.
ZDS9416	Ford	'87-'89 Bronco rear w/ 5.0L engine & automatic overdrive transmission. 28 5/8" long from center of u/joint caps.
ZDS9423	Ford	'88 Ranger rear w/ 4 speed automatic transmission or 5 speed manual transmission, 2.3L or 2.9L engine & STX package. 39 13/16" long from center of u/joint caps.
ZDS9423A	Ford	'87 Ranger rear w/ 4 speed automatic transmission, 2.9L engine & STX package. 39 13/16" long from center of u/joint caps.
ZDS9423B	Ford	'85 Ranger rear w/ 4 speed automatic transmission & 2.3L or 2.8L engine. 39 13/16" long from center of u/joint caps.
ZDS9430	Ford	'85 Bronco rear w/ C6 automatic transmission or 4 speed manual transmission & 5.0L or 5.8L engine & 3.50 gear ratio. 31 5/15" long from center of u/joint caps.
ZDS9430A	Ford	'85-'86 Bronco rear w/ 4 speed manual transmission, 4.9L engine & 3.00 or 3.50 gear ratio. Also fits '85-'86 Bronco rear w/ 5.0L engine or 5.8L engine & 3.50 gear ratio. 31 15/16" long from center of u/joint caps.
ZDS9431	Ford	'88 Bronco rear w/ C6 automatic transmission & 4.9L or 5.8L engine w/ 3.08 or 3.55 gear ratio. 29 5/8" long from center of u/joint caps.
ZDS9431A	Ford	'88-'89 Bronco rear w/ automatic overdrive transmission & 4.9L or 5.0L engine. 29 5/8" long from center of u/joint caps.
ZDS9431B	Ford	'87 Bronco rear w/ C6 automatic transmission, 4.9L or 5.8L engine & 3.08 or 3.55 gear ratio. 29 5/8" long from center of u/joint caps.
ZDS9431C	Ford	'87 Bronco rear w/ automatic overdrive transmission & 4.9L or 5.8L engine. 29 5/8" long from center of u/joint caps.
ZDS9431D	Ford	'85-'86 Bronco rear w/ automatic overdrive transmission, 5.0L engine & 3.55 gear ratio. 29 5/8" long from center of u/joint caps.
ZDS9433	Ford	'86 Ranger 4 wheel drive rear w/ 4 speed automatic transmission & 2.9L engine. 40 1/4" long from center of u/joint caps.
ZDS9440	Ford	'83-'87 F250 front w/ 133" or 155" wheelbase. 35 1/2" long from center of u/joint caps.
ZDS9440A	Ford	'82-'84 F350 front. 35 1/2" long from center of u/joint caps.
ZDS9440B	Ford	'84-'87 Bronco front w/ 105" wheelbase. 35 1/2" long from center of u/joint caps.
ZDS9440C	Ford	'83 Bronco front. 35 1/2" long from center of u/joint caps.
ZDS9440D	Ford	'83-'87 F150 front w/ 117", 133" & 155" wheelbase. 35 1/2" long from center of u/joint caps.
ZDS9441	Ford	'85-'93 F250 front w/ automatic overdrive transmission & 133" or 155" wheelbase. 33 1/4" long from center of u/joint caps.
ZDS9441A	Ford	'88-'93 Bronco front w/ automatic overdrive transmission. 33 1/4" long from center of u/joint caps.
ZDS9441B	Ford	'85-'93 F150 front w/ automatic overdrive transmission & 117", 133", 139" or 155" wheelbase. 33 1/4" long from center of u/joint caps.
ZDS9442	Ford	'88-'90 Bronco front w/ 4.9L engine & E40D or C6 automatic transmission. 39 1/2" long from center of u/joint caps.
ZDS9441B	Ford	'85-'93 F150 front w/ automatic overdrive transmission & 117", 133", 139" or 155" wheelbase. 33 1/4" long from center of u/joint caps.
ZDS9442	Ford	'88-'90 Bronco front w/ 4.9L engine & E40D or C6 automatic transmission. 39 1/2" long from center of u/joint caps.
ZDS9442A	Ford	'88-'96 F250 front w/ C6 automatic transmission & 133" or 155" wheelbase. 39 1/2" long from center of u/joint caps.
ZDS9442B	Ford	'90 Bronco front w/ 5.8L engine & E40D automatic transmission. 39 1/2" long from center of u/joint caps.
ZDS9442C	Ford	'88-'96 F250 front w/ 7.3L or 7.5L engine, manual transmission & 133" or 155" wheelbase. 39 1/2" long from center of u/joint caps.
ZDS9442D	Ford	'88-'89 Bronco front w/ C6 automatic transmission. 39 1/2" long from center of u/joint caps.
ZDS9442E	Ford	'88-'90 Bronco front w/ 4 speed manual transmission & 105" wheelbase. 39 1/2" long from center of u/joint caps.
ZDS9442F	Ford	'88-'96 F150 front w/ six cylinder engine, E40D, C6 or 4 speed manual transmission & 117", 133", 139" or 155" wheelbase. 39 1/2" long from center of u/joint caps.
ZDS9443	Ford	'88-'96 F250 front w/ 5.8L engine & 133" or 155" wheelbase. 37 1/2" long from center of u/joint caps.
ZDS9443A	Ford	'91-'96 Bronco front w/ 5 speed manual transmission. 37 1/2" long from center of u/joint caps.
ZDS9443B	Ford	'88-'90 Bronco front w/ 5 speed manual transmission & 105" wheelbase. 37 1/2" long from center of u/joint caps.
ZDS9443C	Ford	'88-'96 F150 front w/ 5 speed manual transmission & 117", 139" or 155" wheelbase. 37 1/2" long from center of u/joint caps.
ZDS9444	Ford	'88-'96 F250 front w/ E40D automatic transmission & 133" or 155" wheelbase. 39 1/2" long from center of u/joint caps.
ZDS9444A	Ford	'91-'96 Bronco front w/ E40D automatic transmission. 39 1/2" long from center of u/joint caps.

## USA Standard Driveshafts (Cont.)

PART #	Models	Description
ZDS9444B	Ford	'90 Bronco front w/ 5.0L engine & E40D automatic transmission. 39 1/2" long from center of u/joint caps.
ZDS9444C	Ford	'90-'96 F150 front w/ E40D automatic transmission & 117", 133", 139" or 155" wheelbase. 39 1/2" long from center of u/joint caps.
ZDS9445	Ford	'94-'96 F150 front w/ 4R70W automatic transmission & 117", 133", 139" or 155" wheelbase. 35" long from center of u/joint caps.
ZDS9446	Ford	'95-'96 F350 front w/ C6 automatic transmission & 133", 137" & 168" wheelbase. 36 1/4" long from center of u/joint caps.
ZDS9447	Ford	'95-'96 F350 front w/ manual transmission & 133", 137" & 168" wheelbase. 38 1/4" long from center of u/joint caps.
ZDS9450	Ford	'98 Explorer & Mountaineer front w/ 5.0L engine. 23" long weld to weld.
ZDS9451	Ford	'01-'05 Explorer Sport Trac four door front. 24" long weld to weld.
ZDS9451A	Ford	'01-'03 Explorer Sport Trac 2 door front w/ 4.0L engine. 24" long weld to weld.
ZDS9451B	Ford	'97-'99 Explorer sport four door front w/ 4.0L engine. 24" long weld to weld.
ZDS9453	Ford	'97-'98 F150 rear w/ 4.2" & 4.6L engine, M50D or 4R70W automatic transmission & 120" wheelbase. 41 1/2" long from center of u/joint caps.
ZDS9455	Ford	'98 Ranger & Mazda Pickup front w/ 2.3L, 3.0L or 4.0L engine. 24 1/4" long weld to weld.
ZDS9462	Ford	'05-'10 explorer front. 22 1/4" long weld to weld.
ZDS9462A	Ford	'02-'05 Explorer four door front w/ 4.0L engine. 22 1/4" long from weld to weld.
ZDS9462B	Ford	'02-'03 Explorer front w/ 4.0L engine. 22 1/4" long from weld to weld.
ZDS9463	Ford	'01-'05 Escape all wheel drive rear. Rear section of two-piece driveshaft. 22 1/4" long weld to weld.
ZDS9542	Ford	'03-'05 Expedition front. 20" long from weld to weld.
ZDS9543	Ford	'97-'02 Expedition front w/ 5.4L engine. 38 5/8" long from flange to flange.
ZDS9544	Ford	'97-'99 F250 front w/ 5.4L engine & 139" wheelbase. Under 8500lb GVW. 21" long from weld to weld.
ZDS9544A	Ford	'97 F250 front w/ 5.4L engine & 155" wheelbase. 21" long from weld to weld.
ZDS9544B	Ford	'04-6/'05 F150 front. 21" long from weld to weld.
ZDS9544C	Ford	'04-'05 F150 front w/ 5.4L engine & 4R100 automatic transmission. 21" long from weld to weld.
ZDS9544D	Ford	'98-'03 F150 front w/ 5.4L engine, 4R100 automatic transmission & 120", 139" or 157" wheelbase. 21" long from weld to weld.
ZDS9544E	Ford	'97 F150 front w/ 5.4L engine & 120", 139" or 157" wheelbase. 21" long from weld to weld.
ZDS9545	Ford	'98-'03 F250 front w/ 5.4L engine, 4R70W automatic transmission & 120" or 157" wheelbase. 22" long from weld to weld.
ZDS9545A	Ford	'97-'99 F250 front w/ 4.6L engine, 139" wheelbase & under 8500lb GVW. 22" long from weld to weld.
ZDS9545B	Ford	'97-'04 F150 front w/ 4.2L or 4.6L engine. 22" long from weld to weld.
ZDS9545C	Ford	'98-'03 F150 front w/ 5.4L engine & 4R70W automatic transmission. 22" long from weld to weld.
ZDS9544D	Ford	'98-'03 F150 front w/ 5.4L engine, 4R100 automatic transmission & 120", 139" or 157" wheelbase. 21" long from weld to weld.
ZDS9544E	Ford	'97 F150 front w/ 5.4L engine & 120", 139" or 157" wheelbase. 21" long from weld to weld.
ZDS9545	Ford	'98-'03 F250 front w/ 5.4L engine, 4R70W automatic transmission & 120" or 157" wheelbase. 22" long from weld to weld.
ZDS9545A	Ford	'97-'99 F250 front w/ 4.6L engine, 139" wheelbase & under 8500lb GVW. 22" long from weld to weld.
ZDS9545B	Ford	'97-'04 F150 front w/ 4.2L or 4.6L engine. 22" long from weld to weld.
ZDS9545C	Ford	'98-'03 F150 front w/ 5.4L engine & 4R70W automatic transmission. 22" long from weld to weld.
ZDS9546	Ford	'04-'06 F350 front w/ automatic transmission. 37 3/4" long from center of u/joint caps.
ZDS9546A	Ford	'03-'05 Excursion front w/ 6.0L diesel engine. 37 3/4" long from center of u/joint caps.
ZDS9622	Ford	'96 1/2 Explorer front w/ round flange at transfer case. 27 11/16" long from center of u/joint caps.
ZDS9623	Ford	'95-'96 Explorer four door front. 28 1/4" long from center of u/joint caps.
ZDS9624	Ford	'94-'95 Explorer 2 door rear. 32 15/16" long from center of u/joint caps.
ZDS9636	Ford	'88 Ranger rear w/ 5 speed manual transmission, 2.3L diesel or 2.9L gas engine w/ STX trim package & short wheelbase. 42 1/4" long from center of u/joint caps.
ZDS9638	Ford	'89 Ranger front. 26 1/2" long from center of u/joint caps.
ZDS101679	Ford	Ford edge '07-'13 & lincoln mkx '07-'15 rear driveshaft, 80.5" ftf
ZDS105687	Ford	F-150 rear driveshaft, '04-'08, rwd, 4.2 or 4.6l, a/t, 145" wb w/ 8.8"(10 bolt)diff, 90.75" oal
ZDS105688	Ford	F-150 rear driveshaft, '04-'08, rwd, 4.6l or 5.4l, a/t, 145" wb w/ 9.75"(12 bolt)diff, 89.75" oal

## USA Standard Driveshafts (Cont.)

PART #	Models	Description
ZDS9638A	Ford	'88 Ranger front w/ 4 speed automatic transmission or 5 speed manual transmission & STX trim package. 26 1/2" long from center of u/joint caps.
ZDS9641	Ford	'87 Ranger front w/ 4 speed automatic transmission, 2.9L engine & STX trim package. 26 1/2" long from center of u/joint caps.
ZDS9641A	Ford	'87 Ranger front w/ 5 speed manual transmission & 2.9L engine. 26 1/2" long from center of u/joint caps.
ZDS9642	Ford	'89 Ranger rear w/ 4 speed automatic transmission or dive speed manual transmission, 2.9L engine, STX trim package & short wheelbase. 40 1/2" long from center of u/joint caps.
ZDS9660	Ford	'90-'96 Bronco rear w/ E40D automatic transmission, 4.9L, 5.0L or 5.8L engine & 3.08 or 3.55 gear ratio. 23 3/8" long from center of u/joint caps.
ZDS9661	Ford	'91-'94 Explorer front w/ 4.0L engine & 4 speed automatic or 5 speed manual transmission. 29 7/16" long from center of u/joint caps.
ZDS9661A	Ford	'95-'97 Ranger front w/ 4.0L engine. 29 7/16" long from center of u/joint caps.
ZDS9661B	Ford	'93-'94 Ranger front w/ 4.0L engine & 4 speed automatic or 5 speed manual transmission. 29 7/16" long from center of u/joint caps.
ZDS9661C	Ford	'90-'92 Ranger front. 29 7/16" long from center of u/joint caps.
ZDS9662	Ford	'90-'94 Ranger rear w/ 4 speed automatic transmission or 5 speed manual transmission, 2.3L, 2.9L, 3.0L or 4.0L engine & short wheelbase. 40 9/16" long from center of u/joint caps.
ZDS9663	Ford	'90-'96 Bronco rear w/ 5 speed manual transmission, 4.9L or 5.0L engine & 3.08, 3.55 or 4.10 gear ratio. 27 5/8" long from center of u/joint caps.
ZDS9664	Ford	'90-'96 Bronco rear w/ 5.0L engine, automatic transmission & 3.55 or 4.10 gear ratio. 27 5/8" long from center of u/joint caps.
ZDS9665	Ford	'90-'96 Bronco rear w/ C6 automatic transmission or Borg Warner T-18 4 speed manual transmission, 4.9L or 5.0L engine & 3.08 or 3.55 gear ratio. 29 5/16" long from center of u/joint caps.
ZDS9721	Ford	'89-'94 F350 front w/ 5.8L or 7.5L engine and C6 automatic transmission. 32 3/4" long from center of u/joint caps.
ZDS9721A	Ford	'89-'94 F350 front w/ 7.3L diesel or 7.5L gas engine & ZF manual transmission. 32 3/4" long from center of u/joint caps.
ZDS9721B	Ford	'85-'88 F350 front. 32 3/4" long from center of u/joint caps.
ZDS9731	Ford	'83-'85 Bronco II rear w/ three speed automatic transmission. 30 3/16" long from center of u/joint caps.
ZDS9821	Ford	'88-'90 Bronco II 4 wheel drive rear w/ 4 speed manual transmission. 32 11/16" long from flange to flange.
ZDS9821A	Ford	'88-'90 Bronco II 2 wheel drive rear w/ manual transmission. 32 11/16" long from flange to flange.
ZDS9821B	Ford	'86-'87 Bronco II 2 wheel drive & 4 wheel drive rear w/ manual transmission. 32 11/16" long from flange to flange.
ZDS9821C	Ford	'84-'85 Bronco II 4 wheel drive rear w/ manual transmission. 32 11/16" long from flange to flange.
ZDS9822	Ford	'88-'90 Bronco 4 wheel drive rear w/ automatic transmission. 30 1/4" long from flange to flange.
ZDS9822A	Ford	'88-'90 Bronco 4 wheel drive rear w/ 5 speed manual transmission. 30 1/4" long from flange to flange.
ZDS9822B	Ford	'88-'89 Bronco II 2 wheel drive rear w/ automatic transmission. 30 1/4" long from flange to flange.
ZDS9822C	Ford	'86-'87 Bronco II 2 wheel drive & 4 wheel drive rear w/ automatic transmission. 30 1/4" long from flange to flange.
ZDS9822D	Ford	'84-'85 Bronco II 4 wheel drive rear w/ automatic transmission. 30 1/4" long from flange to flange.
ZDS9823	Ford	6/'89-'90 Bronco II 2 wheel drive rear w/ automatic transmission. 36 1/4" long from flange to flange.
ZDS9824	Ford	6/'89-'90 Bronco II 2 wheel drive rear w/ manual transmission. 39 11/16" long from flange to flange.
ZDS9825	Ford	'86-'90 Bronco II 2 wheel drive & 4 wheel drive rear w/ manual transmission. 36 5/8" long from flange to flange.
ZDS9826	Ford	'85-'87 Bronco II 4 wheel drive rear w/ automatic transmission. 39 3/4" long from flange to flange.
ZDS9830	Ford	'83-'85 Bronco II rear w/ 2.8L engine w/ C5 automatic transmission or 2.8L w/ 4 speed manual transmission, short wheelbase. 44 1/4" long from center of u/joint caps.
ZDS9831	Ford	'83-'85 Ranger rear w/ 2.3L, 2.8L gas or 2.8L diesel engine, 5 speed manual transmission & short wheelbase. 42 5/16" long from center of u/joint caps.
ZDS9832	Ford	'83-'84 Bronco II rear. 30 1/16" long from center of u/joint caps.
ZDS9833	Ford	'83-'84 Bronco II rear w/ manual transmission & flange at both ends. 28 5/16" long from center of u/joint caps.
ZDS9834	Ford	'83-'85 Bronco II rear w/ manual transmission & flange on one end. 28 5/16" long from center of u/joint caps.
ZDS9146	GM	'99-'05 Astro & Safari van front, 26" long weld-to-weld.
ZDS9492	Hummer	'06-'10 Hummer H3 front. 23 5/8" long from weld to weld.
ZDS9285	Isuzu	'91-'92 Isuzu Rodeo front w/ manual transmission. 23" long weld to weld.
ZDS9285A	Isuzu	'98-'02 Isuzu Trooper front w/out torque-on-demand. 23" long weld to weld.
ZDS9285B	Isuzu	'90-'97 Isuzu Trooper front w/ 2.8L V6 & manual transmission. 23" long weld to weld.
ZDS9359A	Isuzu	'98-'00 Isuzu Hombre front. 29 1/2" long from flange to flange.

## USA Standard Driveshafts (Cont.)

PART #	Models	Description
ZDS9778	ISUZU	'98-'99 Isuzu Amigo & Rodeo front w/ four cylinder engine, manual transmission & short wheelbase. 13 7/8" long from center of u/joint caps.
ZDS9140	Jeep	'99-'00 Jeep Cherokee Dana 44 front w/ 4.0L engine, Aisen Warner 4 speed automatic transmission & Kanda transfer case. 28 5/8" long from center of u/joint caps.
ZDS9141	Jeep	'99-'00 Jeep Cherokee Dana 30 front w/ 2.1L & 2.5L engine, Aisen Warner 5 speed manual transmission & NP 231 transfer case. 25 5/16" long from center of u/joint caps.
ZDS9142	Jeep	'99-'00 Jeep Cherokee Dana 44 front w/ 4.0L engine, Aisen Warner 5 speed manual transmission & Kanda transfer case. 27 1/16" long from center of u/joint caps.
ZDS9143	Jeep	'99-'00 Jeep Cherokee Dana 30 front w/ 4.0L engine, Aisen Warner 4 speed automatic transmission & NP 231 & NP 242 transfer case. 30 5/8" long from center of u/joint caps.
ZDS9144	Jeep	'99-'00 Jeep Cherokee Dana 30 front w/ 4.0L engine, Aisen Seiki 5 speed manual transmission & Kanda transfer case. 29 1/4" long from center of u/joint caps.
ZDS9311	Jeep	'01 Cherokee front w/ 4.0L engine & automatic transmission. 30 11/16" long from center of u/joint caps.
ZDS9312	Jeep	'01 Cherokee front w/ 4.0L engine & manual transmission. 29 1/4" long from center of u/joint caps.
ZDS9313	Jeep	'99-'03 Grand Cherokee front w/ 4.0L engine. 21" long weld to weld. Has CV's on both ends.
ZDS9314	Jeep	'99-'03 Grand Cherokee front w/ 4.7L engine. 20" long weld to weld.
ZDS9315	Jeep	'01-'05 Wrangler front w/ 2.4L engine & automatic transmission. 38" long from center of u/joint caps.
ZDS9315A	Jeep	'98-'01 Wrangler front w/ 4-cylinder engine. 38" long from center of u/joint caps.
ZDS9315B	Jeep	'98-'01 Wrangler front w/ 6-cylinder engine & automatic transmission. 38" long from center of u/joint caps.
ZDS9316	Jeep	'01-'05 Wrangler front w/ 2.4L engine & manual transmission. 39 1/2" long from center of u/joint caps.
ZDS9316A	Jeep	'98-'01 Wrangler front w/ 6-cylinder engine & manual transmission. 39 1/2" long from center of u/joint caps.
ZDS9323	Jeep	'02-'05 Jeep Liberty front w/ 2.8L engine & automatic transmission. 20" long weld to weld.
ZDS9324	Jeep	'02-'05 Jeep Liberty front w/ 2.4L or 3.7" engine & automatic transmission. 16 1/2" long weld to weld.
ZDS9326	Jeep	'02-'05 Jeep Liberty front w/ 2.8L engine & manual transmission. 19" long weld to weld.
ZDS9326A	Jeep	'02-'03 Jeep Liberty front w/ 3.7L engine & manual transmission. 19" long weld to weld.
ZDS9436	Jeep	'88 Jeep Cherokee, Commanche & Wagoneer front w/ four cylinder engine, Aisen four or 5 speed manual transmission, 231 transfer case & 3.55 or 4.11 gear ratio. 25 3/4" long from center of u/joint caps.
ZDS9436A	Jeep	'80-'93 Jeep Cherokee, Wagoneer, J10 & J20 front w/ eight cylinder engine & automatic transmission. 25 3/4" long from center of u/joint caps.
ZDS9436B	Jeep	'90-'91 Jeep Grand Wagoneer Dana 44 front w/ 5.9L engine, 727 automatic transmission & 229 transfer case. 25 3/4" long from center of u/joint caps.
ZDS9438	Jeep	'88 Jeep Cherokee, Commanche & Wagoneer front w/ six cylinder engine, automatic transmission, 242 or 231 transfer case & 3.08 gear ratio. 29 1/4" long from center of u/joint caps.
ZDS9438A	Jeep	'82-'83 Jeep Cherokee, Wagoneer, J10 & J20 front w/ six cylinder engine & 5 speed manual transmission. 29 1/4" long from center of u/joint caps.
ZDS9438B	Jeep	'82-'83 Jeep Cherokee, Wagoneer, J10 & J20 front w/ six cylinder engine & automatic transmission. 29 1/4" long from center of u/joint caps.
ZDS9438C	Jeep	'96-'97 Jeep Grand Cherokee Dana 30 front w/ 2.5L engine, 5 speed manual transmission & 231 transfer case. 29 1/4" long from center of u/joint caps.
ZDS9737	Jeep	'95-'96 Jeep Cherokee Dana 30 front w/ 2.5L turbo engine, 5 speed transmission & 231 transfer case. 27 5/8" long from center of u/joint caps.
ZDS9737A	Jeep	'96 Jeep Grand Cherokee Dana 30 front w/ 2.5L or 4.0L engine, 5 speed manual transmission & 231 transfer case. 27 5/8" long from center of u/joint caps.
ZDS9749	Jeep	'85-'86 Jeep Grand Cherokee front w/ four or 5 speed transmission. 25 1/16" long from center of u/joint caps.
ZDS9751	Jeep	'71-'73 Jeep J10 & J20 front w/ 350 engine & 4 speed automatic transmission. 25 5/16" long from center of u/joint caps.
ZDS9751A	Jeep	'78-'79 Jeep Wagoneer front w/ V8 engine & 4 speed hydramatic transmission. 25 5/16" long from center of u/joint caps.
ZDS9752	Jeep	'95-'98 Jeep Cherokee Dana 44 front w/ 4.0L engine, Aisen 5 speed manual transmission & Kanda transfer case. 27 1/16" long from center of u/joint caps.
ZDS9752A	Jeep	'90-'94 Jeep Cherokee, Commanche & Wagoneer Dana 44 front w/ 4.0L engine, Aisen 5 speed manual transmission & Kanda transfer case. 27 1/16" long from center of u/joint caps.
ZDS9752B	Jeep	'72-'73 Jeep J10 & J20 front w/ V8 engine & automatic transmission. 27 1/16" long from center of u/joint caps.
ZDS9754	Jeep	Jeep Cherokee, Wagoneer, J10 & J20 front w/ six or eight cylinder engine & three speed transmission. 20" long from center of u/joint caps.
ZDS9754A	Jeep	'79 Jeep Wagoneer, J10 & J20 front w/ V8 engine & three speed transmission. 20" long from center of u/joint caps.

## USA Standard Driveshafts (Cont.)

PART #	Models	Description
ZDS9754	Jeep	Jeep Cherokee, Wagoneer, J10 & J20 front w/ six or eight cylinder engine & three speed transmission. 20" long from center of u/joint caps.
ZDS9754A	Jeep	'79 Jeep Wagoneer, J10 & J20 front w/ V8 engine & three speed transmission. 20" long from center of u/joint caps.
ZDS9755	Jeep	'74-'77 Jeep Cherokee, Wagoneer, J10 & J20 front w/ six or eight cylinder engine, 4 speed automatic transmission & QuadraTrac. 24 3/8" long from center of u/joint caps.
ZDS9756	Jeep	'74-'77 Jeep J10 & J20 front w/ six cylinder engine & 4 speed automatic transmission. 29" long from center of u/joint caps.
ZDS9756A	Jeep	'78-'79 Jeep Wagoneer, J10 & J20 front w/ 6 speed engine & 4 speed automatic transmission. 29" long from center of u/joint caps.
ZDS9757	Jeep	'77-'79 Jeep CJ7 front w/ automatic transmission. 36 5/8" long from center of u/joint caps.
ZDS9760	Jeep	'96 Jeep Grand Cherokee Dana 30 front w/ 4.0L engine, 5 speed manual transmission & 242 transfer case. 31 3/4" long from center of u/joint caps.
ZDS9761	Jeep	'95-'97 Jeep Grand Cherokee Dana 30 front w/ 5.2L engine, automatic transmission & 249 transfer case. 12 1/4" long from weld to weld.
ZDS9762	Jeep	'95-'98 Jeep Grand Cherokee Dana 30 front w/ 4.0L engine, automatic transmission & 249 transfer case. 14 1/4" long from weld to weld.
ZDS9763	Jeep	'82-'83 Jeep J10 front w/ automatic transmission. 31 3/16" long from center of u/joint caps.
ZDS9764	Jeep	'95-'98 Jeep Cherokee Dana 44 front w/ 4.0L engine, Aisen 4 speed automatic transmission & Kanda transfer case. 28 3/4" long from center of u/joint caps.
ZDS9764A	Jeep	'90-'94 Jeep Cherokee, Comanche & Wagoneer Dana 44 front w/ 4.0L front w/ Aisen 5 speed automatic transmission case & Kanda transfer case. 28 3/4" long from center of u/joint caps.
ZDS9764B	Jeep	'82-'83 Jeep J10 front w/ manual transmission. 28 3/4" long from center of u/joint caps.
ZDS9765	Jeep	'97-'06 Jeep Wrangler front w/ 2.5L or 4.0L engine, 5 speed manual transmission & 231 or 242 transfer case. 38 1/4" long from flange to flange.
ZDS9765A	Jeep	'97 Jeep Wrangler Dana 30 front w/ 2.5L or 4.0L engine, 4 speed automatic transmission & 231 or 242 transfer case. 38 1/4" long from flange to flange.
ZDS9766	Jeep	'03-'06 Jeep Wrangler front w/ 4.0L engine & 231 or 241 transfer case. 39 1/2" long from center of u/joint caps.
ZDS9766B	Jeep	'97-'06 Jeep Wrangler front w/ 2.5L or 4.0L engine, 4 speed automatic transmission & 231 or 242 transfer case. 39 1/2" long from center of u/joint caps.
ZDS9766C	Jeep	'97 Jeep Wrangler Dana 30 front w/ 4.0L engine, 5 speed manual transmission & 231 or 242 transfer case. 39 1/2" long from center of u/joint caps.
ZDS9766D	Jeep	'97-'00 Jeep Wrangler front w/ 4.0L engine, automatic transmission & 231 transfer case. 39 1/2" long from center of u/joint caps.
ZDS9766E	Jeep	'97-'00 Jeep Wrangler front w/ 4.0L engine & 241 transfer case. 39 1/2" long from center of u/joint caps.
ZDS9767	Jeep	'02-'04 Jeep Grand Cherokee front w/ 4.0L engine. 21 1/2" long weld to weld.
ZDS9769	Jeep	'96 Jeep Grand Cherokee Dana 30 front w/ 5.2L engine, automatic transmission & 249 transfer case. 11 1/4" long from weld to weld.
ZDS9770	Jeep	'95-'96 Jeep Grand Cherokee Dana 30 front w/ 4.0L engine, automatic transmission & 249 transfer case. 13 1/4" from weld to weld.
ZDS9771	Jeep	'95 Jeep Grand Cherokee front w/ 5.2L engine, automatic transmission & 249 transfer case. 15 3/5" long from weld to weld.
ZDS9773	Jeep	'93-'95 Jeep Grand Cherokee Dana 30 front w/ 5.2L engine, automatic transmission & 231 transfer case. 15 3/8" long from center of u/joint caps.
ZDS9774	Jeep	'93-'95 Jeep Grand Cherokee Dana 30 front w/ 4.0L engine, 4.0L engine & 231, 242 or 249 transfer case. 30 1/2" long from center of u/joint caps.
ZDS9775	Jeep	'92-'95 Jeep Grand Cherokee Dana 30 front w/ 4.0L engine, 5 speed manual transmission & 231 transfer case. 28" long from center of u/joint caps.
ZDS9776	Jeep	'95-'98 Jeep Cherokee Dana 30 front w/ 4.0L engine, Aisen 4 speed automatic transmission & 231 or 242 transfer case. 30 1/2" long from center of u/joint caps.
ZDS9776A	Jeep	'92-'93 Jeep Grand Cherokee Dana 30 front w/ 4.0L engine, Aisen 4 speed automatic transmission & 231, 242 or 249 transfer case. 30 1/2" long from center of u/joint caps.
ZDS9779	Jeep	'96-'98 Jeep Grand Cherokee Dana 30 front w/ 5.2L or 5.9L engine, automatic transmission & 249 transfer case. 29 5/8" long from center of u/joint caps.
ZDS9780	Jeep	'05 Jeep Grand Cherokee front. 15 1/4" long from weld to weld.
ZDS9781	Jeep	'02-'03 Jeep Grand Cherokee front w/ 4.7L engine. 32" long from center of u/joint caps.
ZDS9820	Jeep	'84-'86 Jeep Grand Cherokee front. 25 1/8" long from weld to weld.
ZDS9271	Land Rover	'02 Land Rover Discovery front. 24 1/4" long flange to flange.



## USA Standard Driveshafts (Cont.)

PART #	Models	Description
ZDS9271A	Land Rover	'00-'01 Land Rover front. 24 1/4" long flange to flange.
ZDS9271B	Land Rover	'00-'01 Land Rover Discovery II front. 24 1/4" long flange to flange.
ZDS9272	Land Rover	'89-'94 Range Rover front w/ 3.9L & 4.2L engine. 24 1/2" long flange to flange.
ZDS9273	Land Rover	'96-'02 Range Rover front. 24 1/4" long flange to flange.
ZDS9273A	Land Rover	'95 Range Rover front w/ 4.0L SE engine. 24 1/4" long.
ZDS9921	Land Rover	'98-'99 Toyota 4Runner & Pickup front, excluding series II. 23 1/4" long from flange to flange.
ZDS9921A	Land Rover	'94-'97 Land Rover Defender 90. 23 1/4" long from flange to flange.
ZDS9921B	Land Rover	'87-'88 Land Rover Range Rover w/ 3.5L engine. 23 1/4" long from flange to flange.
ZDS9924	Land Rover	'87-'95 Land Rover Range Rover front. 32 3/4" long from flange to flange.
ZDS9317A	Lincoln	'99-'02 Lincoln Navigator & Aviator front w/ 5.4L engine. 25" long weld to weld.
ZDS9462C	Lincoln	'03-'05 Lincoln Navigator & Aviator front. 22 1/4" long from weld. To weld.
ZDS9542A	Lincoln	'02-'04 Lincoln Navigator & Aviator front. 20" long from weld to weld.
ZDS9543A	Lincoln	'98-'02 Lincoln Navigator & Aviator front. 38 5/8" long from flange to flange.
ZDS9293D	Mazda	'98-'04 Mazda B3000 front. 24" long weld to weld.
ZDS9293E	Mazda	'98-'05 Mazda B4000 front. 24" long weld to weld.
ZDS9295	Mazda	'94-'97 Mazda B2300 front. 29 7/16" long from center of u/joint caps.
ZDS9295A	Mazda	'94-'97 Mazda B3000 front w/ automatic transmission. 29 7/16" long from center of u/joint caps.
ZDS9296	Mazda	Mazda '94-'97 B3000 & B4000 front w/ manual transmission. 29 7/16" long from center of u/joint caps.
ZDS9463A	Mazda	'01-'06 Mazda Tribute rear w/ automatic transmission. Rear section of two-piece driveshaft. 22 1/4" long weld to weld.
ZDS9661D	Mazda	'91-'94 Mazda Navajo front. 29 7/16" long from center of u/joint caps.
ZDS9661E	Mazda	'95-'97 Mazda Pickup front w/ 4.0L engine. 29 7/16" long from center of u/joint caps.
ZDS9661F	Mazda	'94 Mazda Pickup front w/ 4.0L engine & 4 speed automatic or 5 speed manual transmission. 29 7/16" long from center of u/joint caps.
ZDS9662B	Mazda	'90 Mazda Pickup rear w/ 2.3L, 3.0L or 4.0L engine, 4 speed automatic transmission or 5 speed manual transmission & short wheelbase. 40 9/16" long from center of u/joint caps.
ZDS9293C	Mercury	'06-'07 Mercury Mountaineer front w/ 4.0L engine. 24" weld to weld.
ZDS9294B	Mercury	'06-'07 Mercury Mountaineer front w/ 5.0L engine. 23" long weld to weld.
ZDS9451C	Mercury	'97-'98 Mercury Mountaineer four door front w/ 4.0L engine. 24" long weld to weld.
ZDS9462D	Mercury	'02-'05 Mercury Mountaineer four door front. 22 1/4" long weld to weld.
ZDS9622A	Mercury	'96 1/2 Mercury Mountaineer front w/ round flange at transfer case. 27 11/16" long from center of u/joint caps.
ZDS9623A	Mercury	'96 Mercury Mountaineer four door front. 28 1/4" long from center of u/joint caps.
ZDS9329B	Oldsmobile	'00-'01 Bravada front. 19" long weld to weld.
ZDS9332B	Oldsmobile	'02-'04 Bravada front. 19 1/4" long weld to weld.
ZDS9356	Oldsmobile	'90-'94 Bravada front. 24 1/4" long flange to flange.
ZDS9359D	Oldsmobile	'95-'99 Bravada front. Excluding 3.42 or 3.73 ratios. Excluding HD tow package. 29 1/2" long from flange to flange.
ZDS9364	Oldsmobile	'95-'98 Bravada all wheel drive front w/ 3.42 or 3.73 ratios & HD tow package. 25 1/4" long from weld to weld.
ZDS9267	Toyota	'01-'04 Toyota Sequoia front. 31 1/8" long flange to flange.
ZDS9373	Toyota	'73-'75 Toyota Pickup front. 18 1/4" long from flange to flange.
ZDS9374	Toyota	'76-'77 Toyota Pickup front. 18 1/4" long from flange to flange.
ZDS9375	Toyota	'78-'83 Toyota 4Runner & Pickup front. 18 5/8" long from flange to flange.
ZDS9376	Toyota	'84-'86 Toyota 4Runner & Pickup front. 22" long from flange to flange.
ZDS9917	Toyota	'89-'95 Toyota 4Runner & Pickup front w/ four cylinder engine, manual transmission & starter & clutch fork on the left.
ZDS150153	Toyota	06-'17 Toyota RAV4 rear driveshaft, 89.5" ftf, (OE 37100-42090)

## Gear Kit Packages

PART #	Description
ZGK001 [40000]	Jeep XJ & YJ with Model 35 rear, 4.56
ZGK002 [40001]	Jeep XJ & YJ with Model 35 rear, 4.88
ZGK003 [40002]	Jeep XJ & YJ with Chrysler 8.25" rear, 4.56
ZGK004 [40003]	Jeep XJ & YJ with Chrysler 8.25" rear, 4.88
ZGK005 [40004]	Jeep TJ with Model 35 rear, 4.56
ZGK006 [40005]	Jeep TJ with Model 35 rear, 4.88
ZGK007 [40006]	Jeep TJ with Dana 44 rear, 4.56
ZGK008 [40007]	Jeep TJ with Dana 44 rear, 4.88
ZGK009 [40010]	Jeep TJ Rubicon, 4.56
ZGK010 [40008]	Jeep TJ Rubicon, 4.88
ZGK011 [40009]	Jeep TJ Rubicon, 5.13
ZGK012 [40011]	Jeep JK non-Rubicon, 4.56
ZGK013 [40012]	Jeep JK non-Rubicon, 4.88
ZGK014 [40013]	Jeep JK non-Rubicon, 5.13
ZGK015 [40014]	Jeep JK Rubicon, 4.88
ZGK016 [40015]	Jeep JK Rubicon, 5.13
ZGK020 [40017]	88 & down GM 10.5" 14 bolt & Dana 60 Front, 4.88
ZGK022 [40018]	88 & down GM 10.5" 14 bolt & Dana 60 Front, 5.13
ZGK024 [40019]	88 & down GM 10.5" 14 bolt & Dana 60 Front, 5.38
ZGK044 [40020]	88 & down GM 10.5" 14 bolt & reverse cut Dana 60 Front, 5.13 thick
ZGK045 [40021]	88 & down GM 10.5" 14 bolt & reverse cut Dana 60 Front, 5.38 thick
ZGK054 [40022]	Jeep JK Rubicon, 4.56
ZGK055 [40023]	Jeep JK non-Rubicon, 4.11
ZGK056 [40024]	Jeep JK Rubicon, 4.11



**Gear Kit Package**

# NOTES

---



---



---



---



---



---



---



---



---



---



---



---



---



---



---



---



---



---



---



---



---



---



---



---



**DIFF WIZARD™**

**ACCURATE. EASY. NOW.**

[Start Here](#)

**THE INDUSTRY'S MOST POWERFUL DIFFERENTIAL PARTS IDENTIFIER**

INPUT YOUR VEHICLE INFO

YEAR	<input type="text" value="=== Select Year ==="/>	<input type="button" value="v"/>	<ul style="list-style-type: none"> <li>• Year, Make, Model &amp; Diff Type Search</li> <li>• Over 30 Brands from Top Manufacturers</li> <li>• Over 60 Years of Vehicle Applications</li> <li>• Thousands of Parts to Choose From</li> </ul>
MAKE	<input type="text" value="=== Select Make ==="/>	<input type="button" value="v"/>	
MODEL	<input type="text" value="=== Select Model ==="/>	<input type="button" value="v"/>	
DRIVE TYPE	<input type="text" value="=== Select Drive ==="/>	<input type="button" value="v"/>	





## Transfer Case Component Parts

Transfer case component parts from USA Standard Gear are available for foreign & domestic applications for popular, rare, and even discontinued units at an affordable price.



**The Standard for Driving Confidence.**

# BMW

PART #	Description	PART #	Description
<b>Chains</b>			
ZTCHHV086 [71561]	Chain, '04-'06, single speed	ZTSM27107546671 [77569]	Shift motor, '04-'13 BMW 3-series & 5-series
ZTCHHV087 [72327]	Chain, '04-'06, single speed	ZTSM27107566296 [78451]	Shift motor, '03-'10 X3 & X5
		ZTSM27107568267 [76242]	Shift motor, '06-'13 X5 & X6

# BW1345

PART #	Description	PART #	Description
<b>Chains</b>			
ZTCHHV012 [73701]	Chain, 1 5/16" wide	ZTBW1000-012-002 [78242]	Magnet
ZTCHHV013 [30841]	Chain, 1 9/16" wide	ZTBW1345-039-005 [79215]	Rear pump cover
<b>Forks &amp; Fork Small Parts</b>			
ZTBW1345-040-001 [72056]	Lockup fork spring retainer	ZTBW1345-039-007 [76674]	Front pump cover
ZTBW1345-096-005 [70175]	Reduction fork	ZTBW1345-043-007 [79535]	Pump pin
ZTBW1345-235-001 [70753]	Mode fork pad	ZTBW1345-056-002 [76523]	Shift cam ring clip
<b>Gasket &amp; Seal Kits</b>			
ZTTSK1345 [73845]	Gasket & Seal kit	ZTBW1345-056-005 [73588]	Hose clamp
<b>Mainshafts, Input Shafts &amp; Output Shafts</b>			
ZTBW1345-171-003 [74867]	Mainshaft, Rear output shaft, 32 Spline	ZTBW1345-056-007 [73864]	Oil pump retainer
ZTBW1345-171-004 [75252]	Mainshaft, 31 spline	ZTBW1345-097-004 [71811]	Pump housing
ZTBW1345-689-003 [70911]	Input shaft	ZTBW1345-104-001 [77167]	Pinion shift key
<b>Planetaries &amp; Planetary Parts</b>			
ZTBW1345-014-003 [73309]	Annulus gear plate	ZTBW1345-156-004 [76843]	Pump pin spring
ZTBW1345-165-002 [76615]	Sun gear	ZTBW1345-193-001 [71815]	Input thrust washer
<b>Seals</b>			
ZTSEA1000-044-054 [72132]	Input seal	ZTBW1345-193-003 [73918]	Planetary washer
		ZTBW1345-193-004 [79567]	Mainshaft thrust washer
		ZTBW1345-238-001 [73271]	Filer
<b>Speedometer Gears</b>			
ZTBW1345-110-002 [70673]	Speedo gear, 7 tooth, blue		
<b>Sprockets &amp; Hubs</b>			
ZTBW1345-144-005 [72708]	Drive sprocket, 1.25" chain		

# BW1350

PART #	Description	PART #	Description
<b>Bearing Kits</b>			
ZTBK1350 [78101]	Bearing kit	ZTSEA1000-044-051 [78751]	Front output seal
<b>Chains</b>			
ZTCHHV022 [74851]	Chain, 1 5/16" wide	ZTSEA1000-044-054 [72132]	Input seal
<b>Forks &amp; Fork Small Parts</b>			
ZTBW1345-235-001 [70753]	Mode fork pad	ZTSEA1900-044-009 [73036]	Rear seal
ZTBW1350-096-003 [78610]	Lockup fork spring	<b>Shift Cams, Shafts &amp; Rails</b>	
ZTBW1350-096-004 [76963]	Reduction fork	ZTBW1354-099-002 [72849]	Electric shift cam
<b>Gasket &amp; Seal Kits</b>			
ZTTSK1350 [70270]	Gasket & Seal kit	<b>Small Parts &amp; Miscellaneous</b>	
<b>Gaskets &amp; Gasket Sets</b>			
ZTGASTC2050 [73326]	Adapter Gasket	ZTBW1350-055-002 [73723]	Lockup collar
<b>Shift Motors</b>			
ZTSM600-800 [74290]	Shift motor, '95 & down, 10 pin connector	ZTBW1350-056-001 [70539]	Pump retainer
ZTSM600-807 [71199]	Shift motor, '95 & up, 8 pin connector	ZTBW1350-089-001 [72146]	Reduction hub
		ZTBW1350-090-001 [74034]	Mode shift collar hub
		ZTBW1350-144-004 [71572]	Driven sprocket

# BW1354

PART #	Description	PART #	Description
<b>Bearing Kits</b>			
ZTBK1345 [76232]	Bearing kit	ZTBW4400-508-001 [70251]	Oil pump assembly
<b>Case Halves</b>			
ZTBW1354-539-002 [77324]	Rear case half, w/electric shift	<b>Seals</b>	
		ZTSEA1000-044-012 [70674]	Yoke seal, rubber
		ZTSEA1900-044-009 [73036]	Rear seal
<b>Chains</b>			
ZTCHHV022 [74851]	Chain, 1 5/16" wide	<b>Shift Cams, Shafts &amp; Rails</b>	
		ZTBW1354-099-002 [72849]	Electric shift cam
		ZTBW3L2Z-7F063AA [70238]	Electric shift cam, '02 & up
<b>Clutches &amp; Clutch Parts</b>			
ZTBW1354-212-001 [79358]	Electric clutch housing	<b>Shift Motors</b>	
		ZTSM600-800 [74290]	Shift motor, '95 & down, 10 pin connector
		ZTSM600-807 [71199]	Shift motor, '95 & up, 8 pin connector
<b>Forks &amp; Fork Small Parts</b>			
ZTBW1345-235-001 [70753]	Mode fork pad	<b>Small Parts &amp; Miscellaneous</b>	
ZTBW1354-096-004 [73520]	Mode fork	ZTBW1354-672-001 [77699]	Input retainer
ZTBW1354-596-001 [73431]	Range fork, '91 & up electric, '92 & up manual	<b>Sprockets &amp; Hubs</b>	
ZTBW1356-235-001 [71072]	Range fork pad	ZTBW1350-090-001 [74034]	Mode shift collar hub
		ZTBW1354-089-002 [74665]	Range hub, '91 & up electric & '92 & up manual
		ZTBW1354-144-001 [70391]	Driven sprocket
		ZTBW1354-144-002 [74159]	Drive sprocket
		ZTBWE3TZ-7D164B [70229]	Electric mode hub, '99-'10, 1.6" wide
<b>Gasket &amp; Seal Kits</b>			
ZTTSK1354 [70913]	Gasket & Seal kit		
<b>Gaskets &amp; Gasket Sets</b>			
ZTGASTC2050 [73326]	Adapter Gasket		
<b>Mainshafts, Input Shafts &amp; Output Shafts</b>			
ZTBW1354-689-001 [77955]	Input shaft		

# BW1356

PART #	Description	PART #	Description
<b>Bearing Kits</b>			
ZTBK1356 [71640]	Bearing kit	<b>Shift Cams, Shafts &amp; Rails</b>	
		ZTBW1356-099-009 [74734]	Shift cam w/set screw
<b>Case Halves</b>			
ZTBW1356-565-005B [77648]	Front case half, w/o PTO	ZTBW1356-122-001 [72625]	Selector shaft
ZTBW1356-565-011 [77674]	Front case half	ZTBW1356-598-007 [71650]	Shift shaft
ZTBW1356-565-011B [76133]	Front case half, w/PTO	ZTBW1356-598-009 [71251]	Shift shaft, '92 & up
ZTBW1356-566-012 [79578]	Tail housing	ZTBW1356-599-001 [71584]	Shift cam, w/set screw
<b>Chains</b>			
ZTCHHV012 [73701]	Chain	<b>Small Parts &amp; Miscellaneous</b>	
		ZTBShw1356-62 [70142]	Tail housing bushing
		ZTBW1000-012-002 [78242]	Magnet
		ZTBW1300-052-003 [71000]	Drain/fill plug
		ZTBW1345-056-007 [73864]	Oil pump retainer
<b>Forks &amp; Fork Small Parts</b>			
ZTBW1345-235-001 [70753]	Mode fork pad	ZTBW1345-097-004 [71811]	Pump housing
ZTBW1356-096-007 [77225]	Mode fork	ZTBW1345-238-001 [73271]	Filer
ZTBW1356-235-001 [71072]	Range fork pad	ZTBW1356-034-001 [76353]	Hose
ZTBW4400-596-001 [76280]	Range fork	ZTBW1356-055-001 [77935]	Lockup collar
ZTINSK1356 [77770]	Fork insert kit	ZTBW1356-056-004 [78127]	Pump retainer
		ZTBW1356-089-002 [73581]	Lockup sleeve
		ZTBW4401-589-001 [75112]	Mode lockup assembly
		ZTSP1356-50 [73275]	Small parts kit
<b>Gasket &amp; Seal Kits</b>			
ZTTSK1356 [74231]	Gasket & Seal kit	<b>Sprockets &amp; Hubs</b>	
		ZTBW1356-089-001 [70648]	Reduction hub, 38 tooth
		ZTBW1356-089-003 [79157]	Reduction hub, 31 tooth
<b>Gaskets &amp; Gasket Sets</b>			
ZTGASTC2030-12 [76509]	Gasket	ZTBW1356-090-004 [78263]	Lockup mode hub
<b>Mainshafts, Input Shafts &amp; Output Shafts</b>			
ZTBW1356-171-009 [76331]	Bolt Yoke Mainshaft, U/Joint Style	ZTBW1356-144-002 [77008]	Driven sprocket
ZTBW1356-171-013 [75576]	Mainshaft	ZTBW1356-144-003 [74359]	Drive sprocket, 34 tooth
ZTBW1356-659-010 [77152]	Input shaft	<b>Yokes</b>	
		ZTY2-3-10201X [71778]	Slip Yoke, 1330 u/joint, 1 1/16" cap diameter
		ZTY3-3-5431X [74587]	Slip Yoke, 1350 u/joint
<b>Oil Pumps</b>			
ZTBWPK1356 [70806]	Oil pump kit	<b>Shift Motors</b>	
		ZTSM600-801 [75668]	Shift motor, Ford
		ZTSM600-804 [70100]	Shift motor, Ford Bronco
<b>Speedometer Gears</b>			
ZTSPDT18-169D [70064]	Speedo gear	<b>Planetary &amp; Planetary Parts</b>	
		ZTBW1356-410-004 [30873]	Planetary, w/PTO, kit w-31t range hub
		ZTBW1356-659-008 [71582]	Input planetary, w/PTO, for 38t range hub
<b>Seals</b>			
ZTSEA1300-044-001 [70989]	Seal, electric shift		
ZTSEA1300-044-009 [75488]	Front output seal		
ZTSEA1300-044-014 [72252]	Rear output seal		
ZTSEA1900-044-002 [73719]	Seal		

## BW1370

PART #	Description	PART #	Description
<b>Bearing Kits</b>		<b>Planetaries &amp; Planetary Parts</b>	
ZTBK1356 [71640]	Bearing kit	ZTBW1370-659-004 [79483]	Input planetary
<b>Case Halves</b>		<b>Shift Cams, Shafts &amp; Rails</b>	
ZTBW4470-565-001 [73582]	Front case half	ZTBW4401-598-001 [78088]	Shift shaft
<b>Chains</b>		<b>Small Parts &amp; Miscellaneous</b>	
ZTCHHV025 [78547]	Chain	ZTBShBW1356-62 [70142]	Tail housing bushing
<b>Forks &amp; Fork Small Parts</b>		ZTBW1356-089-002 [73581]	Lockup sleeve
ZTBW1356-096-007 [77225]	Mode fork	ZTBW4400-055-001 [75019]	Mode clutch
ZTBW1356-235-001 [71072]	Range fork pad	ZTBW4401-099-002 [75004]	Shift cam
ZTBW4400-596-001 [76280]	Range fork	ZTBW4401-589-001 [75112]	Mode lockup assembly
<b>Gasket &amp; Seal Kits</b>		<b>Sprockets &amp; Hubs</b>	
ZTTSK4470 [75472]	Gasket & Seal kit	ZTBW1356-089-001 [70648]	Reduction hub, 38 tooth
<b>Mainshafts, Input Shafts &amp; Output Shafts</b>		ZTBW1356-144-002 [77008]	Driven sprocket
ZTBW1370-171-003 [74482]	Front output shaft	ZTBW1356-144-003 [74359]	Drive sprocket, 34 tooth
<b>Speedometer Gears</b>		ZTBW4401-410-002 [71460]	Mainshaft slip yoke
ZTSPD1370-110-001 [75288]	Speedo gear, splined	ZTBW4401-410-003 [72472]	Mainshaft fixed yoke
ZTSPD1370-110-002 [73359]	Speedo gear, non-splined		

## BW1372

PART #	Description	PART #	Description
<b>Chains</b>		<b>Small Parts &amp; Miscellaneous</b>	
ZTCHHV032 [71869]	Chain	ZTBW1900-193-005 [74800]	Front planetary washer
<b>Gasket &amp; Seal Kits</b>		ZTBW1900-193-006 [78322]	Rear planetary washer
ZTTSK1372 [70049]	Gasket & Seal kit	<b>Sprockets &amp; Hubs</b>	
<b>Gaskets &amp; Gasket Sets</b>		ZTBW1372-144-001 [78072]	Drive sprocket
ZTGASTC2030-6 [71352]	Adapter Gasket	ZTBW1372-144-002 [74576]	Driven sprocket
<b>Seals</b>		<b>Viscous Couplers</b>	
ZTSEA1900-044-002 [73719]	Seal	ZTBW1372-625-001 [78814]	Viscous coupler

## BW4401

PART #	Description	PART #	Description
<b>Bearing Kits</b>		<b>Planetaries &amp; Planetary Parts</b>	
ZTBK1356 [71640]	Bearing kit	ZTBW1370-659-004 [79483]	Input planetary
<b>Chains</b>		<b>Shift Cams, Shafts &amp; Rails</b>	
ZTCHHV025 [78547]	Chain	ZTBW4401-598-001 [78088]	Shift shaft
<b>Forks &amp; Fork Small Parts</b>		<b>Small Parts &amp; Miscellaneous</b>	
ZTBW1345-235-001 [70753]	Mode fork pad	ZTBShBW1356-62 [70142]	Tail housing bushing
ZTBW1356-235-001 [71072]	Range fork pad	ZTBW1356-089-002 [73581]	Lockup sleeve
ZTBW4400-596-001 [76280]	Range fork	ZTBW1900-193-005 [74800]	Front planetary washer
<b>Gasket &amp; Seal Kits</b>		ZTBW4400-055-001 [75019]	Mode clutch
ZTTSK4470 [75472]	Gasket & Seal kit	ZTBW4401-099-002 [75004]	Shift cam
<b>Mainshafts, Input Shafts &amp; Output Shafts</b>		<b>Sprockets &amp; Hubs</b>	
ZTBW1370-171-003 [74482]	Front output shaft	ZTBW1356-089-001 [70648]	Reduction hub, 38 tooth
<b>Oil Pumps</b>		<b>Yokes</b>	
ZTBWPK1356 [70806]	Oil pump kit	ZTBW4401-410-003 [72472]	Mainshaft fixed yoke

# BW4404

PART #	Description	PART #	Description
<b>Bearing Kits</b>			
ZTBK4404 [70590]	Bearing kit, '06 & up, w/speedo, .353" rear mainshaft brg	<b>Mainshafts, Input Shafts &amp; Output Shafts</b>	
ZTBK4404A [73218]	Bearing kit, w/o speedo, .511 rear mainshaft brg	ZTBW4404-689-001 [72807]	Input shaft
<b>Case Halves</b>			
ZTBW4404-539-002 [76326]	Rear case half	<b>Planetaries &amp; Planetary Parts</b>	
ZTBW4404-565-003 [30822]	Front case half	ZTBW4472-659-003 [72852]	Planetary
<b>Chains</b>			
ZTCHHV051 [78668]	Chain, '97 & down Explorer, 1 blue link	<b>Small Parts &amp; Miscellaneous</b>	
ZTCHHV070 [72763]	Chain, '98 & up, 2 blue links	ZTBSH1900-127-016 [76911]	Rear case bushing
		ZTBW1900-193-006 [78322]	Rear planetary washer
		ZTBW4400-150-001 [76113]	Chain guide
<b>Gasket &amp; Seal Kits</b>			
ZTTSK4404 [73898]	Gasket & Seal kit	<b>Sprockets &amp; Hubs</b>	
		ZTBW4404-144-002 [78462]	Driven sprocket
		<b>Viscous Couplers</b>	
		ZTBW4404-625-001 [75116]	Viscous coupler

# BW4405

PART #	Description	PART #	Description
<b>Bearing Kits</b>			
ZTBK4405 [76891]	Bearing kit, Ford	<b>Mainshafts, Input Shafts &amp; Output Shafts</b>	
<b>Case Halves</b>			
ZTBW4405-539-007 [72757]	Rear case half, '92 & up	ZTBW4405-171-003 [70215]	Mainshaft
ZTBW4405-539-008 [76920]	Rear case half, '92 & up	ZTBW4405-171-006 [78564]	Output shaft
ZTBW4405-565-008 [71167]	Front case half	ZTBW4405-189-002 [74715]	Input shaft, w/bearing & bushing
<b>Chains</b>			
ZTCHHV051 [78668]	Chain, '97 & down Explorer, 1 1/4" 1 blue link	<b>Seals</b>	
ZTCHHV067 [77691]	Chain, 1" wide	ZTSEA1300-044-001 [70989]	Seal, electric shift
ZTCHHV070 [72763]	Chain, '98 & up, 1 1/4" 2 blue links	<b>Shift Cams, Shafts &amp; Rails</b>	
<b>Clutches &amp; Clutch Parts</b>			
ZTBW4400-248-001 [76095]	Clutch pack thrust washer	ZTBW1354-122-002 [71486]	Shift cam rail
ZTBW4405-625-003 [70798]	Clutch pack	ZTBW4405-099-009 [75477]	Shift cam
<b>Forks &amp; Fork Small Parts</b>			
ZTBW1354-096-004 [73520]	Mode fork	<b>Shift Motors</b>	
ZTBW1356-235-001 [71072]	Range fork pad	ZTSM600-803 [79077]	Shift motor
ZTBW4405-100-001 [76408]	Shift fork rail	<b>Small Parts &amp; Miscellaneous</b>	
ZTBW4405-596-002 [75797]	Range fork	ZTBW1900-139-039 [70237]	Snap ring
ZTINSK4405 [76420]	Fork insert kit	ZTBW1900-139-045 [71828]	Snap ring
		ZTBW4400-238-002 [79497]	Oil filter
		ZTBW4400-645-001 [74743]	Magnet, w/brown wire
		ZTBW4400-712-001 [75037]	Coil housing, 3 ball style
		ZTBWBRNY4405 [70649]	Case saver
<b>Gasket &amp; Seal Kits</b>			
ZTTSK1354 [70913]	Gasket & Seal kit	<b>Speedometer Gears</b>	
ZTTSK4405 [76808]	Gasket & Seal kit	ZTSPD4405-110-001 [76449]	Speedo gear, 7 tooth
<b>Gaskets &amp; Gasket Sets</b>			
ZTGASTC2050 [73326]	Adapter Gasket	<b>Sprockets &amp; Hubs</b>	
		ZTBW1354-089-002 [74665]	Range hub, '91 & up electric & '92 & up manual
		ZTBW4405-144-008 [76697]	Driven Sprocket, 1" chain
		ZTBW4405-644-002 [77805]	Drive sprocket, 1" chain
<b>Oil Pumps</b>			
ZTBW4400-508-004 [71908]	Oil pump		

# BW4406

PART #	Description	PART #	Description
<b>Bearing Kits</b>			
ZTBK4406 [76401]	Bearing kit	<b>Clutches &amp; Clutch Parts</b>	
<b>Case Halves</b>			
ZTBW4406-566-002 [79049]	Tail housing, w/speedo, w/o TOD	ZTBW138730-195 [77689]	Inner clutch, 19 tooth
		ZTBW138731-195 [72912]	Outer clutch, 31 tooth
		ZTBW4400-248-001 [76095]	Clutch pack thrust washer
		ZTBW4406-625-002 [74525]	Clutch pack
<b>Chains</b>			
ZTCHHV052 [78450]	Chain, F150/F250, manual & electric	<b>Forks &amp; Fork Small Parts</b>	
ZTCHHV053 [72130]	Chain, F250 & Expedition	ZTBW4406-096-007 [70342]	Mode fork, w/o TOD
ZTCHHV066 [72057]	Chain, wide	ZTBW4406-096-008 [71134]	Mode fork, on deman only
		ZTBW4406-596-005 [75649]	Range fork, without fork pads
		ZTBW4406-596-005K [30853]	Range fork, with fork pads
<b>Mainshafts, Input Shafts &amp; Output Shafts</b>			
ZTBW4406-671-007 [70946]	Output shaft		

Continued on next page



## BW4406 (Cont.)

PART #	Description	PART #	Description
<b>Oil Pumps</b>			
ZTBW4400-508-006 [77675]	Oil pump	<b>Small Parts &amp; Miscellaneous</b>	
<b>Planetaries &amp; Planetary Parts</b>			
ZTBW4406-659-002 [70491]	Input planetary, w/TOD	ZTBSHBW1356-62 [70142]	Tail housing bushing
<b>Seals</b>			
ZTSEA1900-044-019 [75651]	Input seal	ZTBW1900-034-009 [73840]	Oil pump hose
<b>Gasket &amp; Seal Kits</b>			
ZTTSK4406 [71200]	Gasket & Seal kit	ZTBW4400-238-002 [79497]	Oil filter
<b>Shift Motors</b>			
ZTSM600-802 [71686]	Shift motor, w/TOD	ZTBW4400-645-001 [74743]	Magnet, w/brown wire
ZTSM600-911 [76745]	Shift motor, '04-'08 Ford, w/TOD	ZTBW4406-712-001 [75471]	Coil housing, w/o TOD
<b>Speedometer Gears</b>			
ZTSPDT18-169D [70064]	Speedo gear	<b>Shift Cams, Shafts &amp; Rails</b>	
<b>Sprockets &amp; Hubs</b>			
ZTBW4406-144-001 [77273]	Driven sprocket, 1.25" chain	ZTBW4406-622-001 [71027]	Shift cam assembly, 8.75" long
ZTBW4406-144-005 [78614]	Drive sprocket, 1" chain	ZTBW4406-622-002 [77020]	Shift cam assembly, 9.5" long
ZTBW4406-644-001 [73651]	Drive sprocket, w/TOD	<b>Sprockets &amp; Hubs</b>	
ZTBW4407-089-003 [70450]	Reduction hub	ZTBW4406-144-001 [77273]	Driven sprocket, 1.25" chain
<b>Yokes</b>			
ZTBW4407-92 [76310]	Front output yoke	ZTBW4407-144-001 [70309]	Drive sprocket
ZTBWF5TZ-7B214A [71101]	Front output shaft yoke	ZTBW4407-144-002 [71001]	Driven sprocket

## BW4407

PART #	Description	PART #	Description
<b>Bearing Kits</b>			
ZTBK4407 [74128]	Bearing kit	<b>Small Parts &amp; Miscellaneous</b>	
<b>Chains</b>			
ZTCHHV054 [75662]	Chain	ZTBW4401-589-001 [75112]	Mode lockup assembly
<b>Forks &amp; Fork Small Parts</b>			
ZTBW4407-596-003 [76053]	Range fork, without fork pads	<b>Speedometer Gears</b>	
ZTBW4407-596-003K [30854]	Range fork, with fork pads	ZTSPDT18-169D [70064]	Speedo gear
<b>Gasket &amp; Seal Kits</b>			
ZTTSK4407 [70372]	Gasket & Seal kit	<b>Sprockets &amp; Hubs</b>	
<b>Oil Pumps</b>			
ZTBW4400-508-006 [77675]	Oil pump	ZTBW4407-089-003 [70450]	Reduction hub
<b>Planetaries &amp; Planetary Parts</b>			
ZTBW4407-659-002 [76281]	Planetary, w/o PTO	ZTBW4407-144-001 [70309]	Drive sprocket
<b>Yokes</b>			
ZTBW4407-92 [76310]	Front output yoke	ZTBW4407-144-002 [71001]	Driven sprocket
ZTBWF5TZ-7B214A [71101]	Front output shaft yoke	<b>Yokes</b>	

## BW4409

PART #	Description	PART #	Description
<b>Small Parts &amp; Miscellaneous</b>			
ZTBSHBW1356-62 [70142]	Tail housing bushing	<b>Speedometer Gears</b>	
ZTBW1900-034-009 [73840]	Oil pump hose	ZTSPDT18-169D [70064]	Speedo gear
ZTBW4400-238-002 [79497]	Oil filter	<b>Sprockets &amp; Hubs</b>	
ZTBW4400-645-001 [74743]	Magnet, w/brown wire	ZTBW4406-144-001 [77273]	Driven sprocket, 1.25" chain
ZTBW4406-712-001 [75471]	Coil housing, w/o TOD	ZTBW4406-144-005 [78614]	Drive sprocket, 1" chain
<b>Yokes</b>			
ZTBW4407-92 [76310]	Front output yoke	ZTBW4406-644-001 [73651]	Drive sprocket, w/TOD
ZTBWF5TZ-7B214A [71101]	Front output shaft yoke	ZTBW4407-089-003 [70450]	Reduction hub

## BW4410

PART #	Description	PART #	Description
<b>Bearing Kits</b>			
ZTBK4410 [79174]	Bearing kit	<b>Gasket &amp; Seal Kits</b>	
<b>Seals</b>			
ZTSEA1900-044-009 [73036]	Rear seal	ZTTSK4411 [77508]	Gasket & Seal kit
<b>Chains</b>			
ZTCHHV078 [76935]	Chain	<b>Sprockets &amp; Hubs</b>	
<b>Viscous Couplers</b>			
ZTBW4410-144-002 [77660]	Driven sprocket	ZTBW4400-625-001R [77507]	Viscous coupler

Continued on next page

## BW4410 (Cont.)

PART #	Description	PART #	Description
<b>Mainshafts, Input Shafts &amp; Output Shafts</b>			
ZTBW4410-671-002 [72703]	Rear output shaft	ZTBW4410-539-002 [74054]	Rear case half
ZTBW4410-689-001 [73178]	Input shaft	ZTBW4410-565-001 [30823]	Front case half, 1.5" hex on switch
<b>Planetaries &amp; Planetary Parts</b>		<b>Small Parts &amp; Miscellaneous</b>	
ZTBW4410-665-001 [72772]	Sun gear assembly	ZTBW1900-193-006 [78322]	Rear planetary washer
ZTBW4472-659-003 [72852]	Planetary	ZTBW1900-193-045 [74709]	Front planetary thrust washer
		ZTBW4400-150-001 [76113]	Chain guide
		ZTBW4410-162-001 [74604]	Ring gear

## BW4411

PART #	Description	PART #	Description
<b>Bearing Kits</b>			
ZTBK4411 [78750]	Bearing kit, '03 & up Explorer & Mountaineer	ZTSEA1900-044-009 [73036]	Rear seal
<b>Chains</b>		<b>Shift Cams, Shafts &amp; Rails</b>	
ZTCHHV067 [77691]	Chain	ZTBW4405-099-009 [75477]	Shift cam
<b>Clutches &amp; Clutch Parts</b>		<b>Case Halves</b>	
ZTBW4405-625-003 [70798]	Clutch pack	ZTBW4411-539-003 [30824]	Rear case half
<b>Forks &amp; Fork Small Parts</b>		ZTBW4411-539-004 [75687]	Rear case half, w/2 sensor holes
ZTBW4411-596-001 [72865]	Range fork	ZTBW4411-539-005 [72544]	Rear case half, w/o electric shift
<b>Gaskets &amp; Gasket Sets</b>		ZTBW4411-565-001 [76031]	Front case half, Ford Explorer, w/reduction ring
ZTGASTC4411 [77204]	Gasket Set	ZTBW4411-565-002 [30825]	Front case half, magnesium
<b>Oil Pumps</b>		<b>Shift Motors</b>	
ZTBW4400-508-004 [71908]	Oil pump	ZTSM600-912 [77487]	Shift motor
<b>Mainshafts, Input Shafts &amp; Output Shafts</b>		<b>Small Parts &amp; Miscellaneous</b>	
ZTBW4405-171-003 [70215]	Mainshaft	ZTBW1900-139-039 [70237]	Snap ring
ZTBW4411-671-001 [70284]	Front output shaft assembly	<b>Sprockets &amp; Hubs</b>	
ZTBW4411-689-003 [71433]	Input shaft	ZTBW4405-144-008 [76697]	Driven Sprocket, 1" chain
		ZTBW4405-644-002 [77805]	Drive sprocket, 1" chain

## BW4412

PART #	Description	PART #	Description
<b>Bearing Kits</b>			
ZTBK4412 [72778]	Bearing kit, 5 speed	ZTSEA1900-044-009 [73036]	Rear seal
<b>Chains</b>		ZTSEA6L2Z-7B215AA [30887]	Input seal, 6 speed
ZTCHHV067 [77691]	Chain	<b>Shift Motors</b>	
<b>Clutches &amp; Clutch Parts</b>		ZTSM600-924 [70960]	Shift motor
ZTBW4405-625-003 [70798]	Clutch pack	<b>Sprockets &amp; Hubs</b>	
<b>Gasket &amp; Seal Kits</b>		ZTBW4405-144-008 [76697]	Driven Sprocket, 1" chain
ZTTSK4412 [73713]	Gasket & Seal kit	ZTBW4405-644-002 [77805]	Drive sprocket, 1" chain

## BW4416

PART #	Description	PART #	Description
<b>Bearing Kits</b>			
ZTBK4416 [78306]	Bearing kit, '03 & up F150	ZTBW4400-508-006 [77675]	Oil pump
<b>Chains</b>		<b>Seals</b>	
ZTCHHV053 [72130]	Chain, F250 & Expedition	ZTSEA1300-044-014 [72252]	Rear output seal
<b>Forks &amp; Fork Small Parts</b>		<b>Shift Cams, Shafts &amp; Rails</b>	
ZTBW4416-096-001 [30855]	Mode fork, plastic	ZTBW4416-622-001 [72608]	Shift cam assembly, 8.75" long
ZTBW4416-589-001 [73149]	Mode sleeve assembly, w/steel inner coupler	<b>Shift Motors</b>	
ZTBW4484-096-002 [30856]	Mode fork	ZTSM600-806 [30891]	Shift motor
<b>Gasket &amp; Seal Kits</b>			
ZTTSK4406 [71200]	Gasket & Seal kit		

## BW4417

PART #	Description	PART #	Description
<b>Bearing Kits</b> ZTBK4417 [77698]	Bearing kit, '07 & up Ford	<b>Gasket &amp; Seal Kits</b> ZTTSK4417 [71097]	Gasket & Seal kit
<b>Chains</b> ZTCHHV076 [72924]	Chain	<b>Shift Motors</b> ZTSM600-928 [76469]	Shift motor
<b>Clutches &amp; Clutch Parts</b> ZTBW7L1Z-7C108B [30845]	Clutch pack, '07-'11		

## BW4418

PART #	Description
<b>Gasket &amp; Seal Kits</b> ZTTSK4417 [71097]	Gasket & Seal kit

## BW4419

PART #	Description	PART #	Description
<b>Chains</b> ZTCHHV526 [30844]	Chain, '09-'11	<b>Shift Motors</b> ZTSM600-928 [76469]	Shift motor
ZTCHHV527 [70551]	Chain, '11-'14		
<b>Gasket &amp; Seal Kits</b> ZTTSK4417 [71097]	Gasket & Seal kit		

## BW4422

PART #	Description
<b>Gasket &amp; Seal Kits</b> ZTTSK4422 [74048]	Gasket & Seal kit

## BW4424

PART #	Description	PART #	Description
<b>Bearing Kits</b> ZTBK4424 [73886]	Bearing kit, '04 & up Sorrenta 3.5L, w/TOD	<b>Seals</b> ZTSEA1900-044-022 [72510]	Input seal
<b>Gasket &amp; Seal Kits</b> ZTTSK4424 [76687]	Gasket & Seal kit		

## BW4442

PART #	Description
<b>Bearing Kits</b> ZTBK4422 [71771]	Bearing kit, '98-'02
ZTBK4444 [71598]	Bearing kit, '10 & up Ram 1500

## BW4444

PART #	Description	PART #	Description
<b>Clutches &amp; Clutch Parts</b> ZTBW68089721AB [73291]	Clutch pack	<b>Gasket &amp; Seal Kits</b> ZTTSK4444 [77991]	Gasket & Seal kit

## BW4445

PART #	Description	PART #	Description
<b>Bearing Kits</b>		<b>Gasket &amp; Seal Kits</b>	
ZTBK4444 [71598]	Bearing kit, '10 & up Ram 1500	ZTTSK4444 [77991]	Gasket & Seal kit
ZTBK4445 [73917]	Bearing kit, '12-'17	ZTTSK4445 [77319]	Gasket & Seal kit

## BW4446

PART #	Description	PART #	Description
<b>Bearing Kits</b>		<b>Mainshafts, Input Shafts &amp; Output Shafts</b>	
ZTBK4446 [70545]	Bearing kit, for slip yoke	ZTBW68161355AB [30866]	Mainshaft, slip yoke style
ZTBK4446A [73718]	Bearing kit, w/bolt on rear yoke		
ZTBK4446B [76624]	Bearing kit, 6 speed Aisin auto transmissison, for slip yoke	<b>Oil Pumps</b>	
ZTBK4446C [74410]	Bearing kit	ZTBW68089710AA [72027]	Oil pump
<b>Gasket &amp; Seal Kits</b>		<b>Seals</b>	
ZTTSK4446 [75281]	Gasket & Seal kit, rear slip yoke, exc Aisin	ZTBW1900-044-064 [75294]	Rear output seal
ZTTSK4446A [74983]	Gasket & Seal kit, rear bolt yoke, exc Aisin		
ZTTSK4446B [71509]	Gasket & Seal kit, Aisin trans, slip yoke	<b>Yokes</b>	
ZTTSK4446C [72879]	Gasket & Seal kit, Aisin trans, bolt yoke	ZTBW68029383AB [30908]	Slip yoke, 1480 u/joint

## BW4447

PART #	Description	PART #	Description
<b>Bearing Kits</b>		<b>Seals</b>	
ZTBK4446 [70545]	Bearing kit, for slip yoke	ZTBW1900-044-064 [75294]	Rear output seal
ZTBK4446A [73718]	Bearing kit, w/bolt on rear yoke	ZTSEA1900-044-054 [78798]	Input seal
ZTBK4446B [76624]	Bearing kit, 6 speed Aisin auto transmissison, for slip yoke	ZTSEA6408 [76218]	Manual shift lever seal
ZTBK4446C [74410]	Bearing kit		
<b>Mainshafts, Input Shafts &amp; Output Shafts</b>		<b>Gasket &amp; Seal Kits</b>	
ZTBW68161355AB [30866]	Mainshaft, slip yoke style	ZTTSK4446 [75281]	Gasket & Seal kit, rear slip yoke, exc Aisin
		ZTTSK4446A [74983]	Gasket & Seal kit, rear bolt yoke, exc Aisin
<b>Oil Pumps</b>		ZTTSK4446B [71509]	Gasket & Seal kit, Aisin trans, slip yoke
ZTBW68089710AA [72027]	Oil pump	ZTTSK4446C [72879]	Gasket & Seal kit, Aisin trans, bolt yoke

## BW4462

PART #	Description
<b>Gasket &amp; Seal Kits</b>	
ZTTSK4462 [78012]	Gasket & Seal kit

## BW4470

PART #	Description	PART #	Description
<b>Bearing Kits</b>		<b>Planetaries &amp; Planetary Parts</b>	
ZTBK4470 [74187]	Bearing kit	ZTBW1370-659-004 [79483]	Input planetary
<b>Case Halves</b>		<b>Small Parts &amp; Miscellaneous</b>	
ZTBW4470-565-001 [73582]	Front case half	ZTBW1300-139-030 [76774]	Rear bearing snap ring, w/speedo
<b>Chains</b>		ZTBW1356-089-002 [73581]	Lockup sleeve
ZTCHHV031 [78102]	Chain	ZTBW1370-238-001 [74959]	Oil pickup screen
<b>Forks &amp; Fork Small Parts</b>		ZTBW1900-139-011 [74273]	Front output snap ring
ZTBW1345-235-001 [70753]	Mode fork pad	<b>Sprockets &amp; Hubs</b>	
ZTBW1356-096-007 [77225]	Mode fork	ZTBW1356-089-001 [70648]	Reduction hub, 38 tooth
ZTBW4400-596-001 [76280]	Range fork	<b>Seals</b>	
<b>Gasket &amp; Seal Kits</b>		ZTSEA1900-044-019 [75651]	Input seal
ZTTSK4470 [75472]	Gasket & Seal kit		

## BW4471

PART #	Description
<b>Sprockets &amp; Hubs</b>	
ZTBW1356-144-002 [77008]	Driven sprocket
ZTBW1356-144-003 [74359]	Drive sprocket, 34 tooth

## BW4472

PART #	Description	PART #	Description
<b>Chains</b>		<b>Seals</b>	
ZTCHHV032 [71869]	Chain	ZTSEA1000-044-054 [72132]	Input seal
<b>Gasket &amp; Seal Kits</b>		ZTSEA1300-044-009 [75488]	Front output seal
ZTTSK1372 [70049]	Gasket & Seal kit	ZTSEA1300-044-014 [72252]	Rear output seal
<b>Gaskets &amp; Gasket Sets</b>		<b>Sprockets &amp; Hubs</b>	
ZTGASTC2030-6 [71352]	Adapter Gasket	ZTBW1372-144-001 [78072]	Drive sprocket
<b>Mainshafts, Input Shafts &amp; Output Shafts</b>		ZTBW1372-144-002 [74576]	Driven sprocket
ZTBW4472-171-001 [71938]	Front output shaft	<b>Viscous Couplers</b>	
<b>Planetarys &amp; Planetary Parts</b>		ZTBW1372-625-001 [78814]	Viscous coupler
ZTBW4472-659-003 [72852]	Planetary		

## BW4473

PART #	Description	PART #	Description
<b>Bearing Kits</b>		<b>Planetarys &amp; Planetary Parts</b>	
ZTBK4473 [79482]	Bearing kit, includes input to case brg	ZTBW4472-659-003 [72852]	Planetary
<b>Case Halves</b>		<b>Seals</b>	
ZTBW19167605 [72227]	Rear case half	ZTSEA1300-044-014 [72252]	Rear output seal
ZTBW19178324 [73188]	Front case half, '13-'14	ZTSEA1900-044-027 [74722]	Front output seal
<b>Chains</b>		<b>Small Parts &amp; Miscellaneous</b>	
ZTCHHV076 [72924]	Chain	ZTBSh1900-127-016 [76911]	Rear case bushing
<b>Gasket &amp; Seal Kits</b>		ZTBW1900-193-005 [74800]	Front planetary washer
ZTTSK4473 [74413]	Gasket & Seal kit	ZTBW88996517 [30894]	Retaining ring
<b>Mainshafts, Input Shafts &amp; Output Shafts</b>		ZTBW88996524 [77749]	Tone ring
ZTBW88996512 [78078]	Input shaft, '03-'12		

## BW4476

PART #	Description	PART #	Description
<b>Bearing Kits</b>		<b>Mainshafts, Input Shafts &amp; Output Shafts</b>	
ZTBK4476 [78757]	Bearing kit, '04 & up	ZTBW19256370 [70546]	Input shaft, 42 spline
<b>Chains</b>		<b>Seals</b>	
ZTCHHV076 [72924]	Chain	ZTSEA1900-044-012 [77800]	Rear output seal
ZTCHHV080 [74402]	Chain, 1 1/2" wide, 74 pitch	ZTSEA1900-044-028 [74055]	Input seal
<b>Gasket &amp; Seal Kits</b>		<b>Small Parts &amp; Miscellaneous</b>	
ZTTSK4476 [73956]	Gasket & Seal kit	ZTBSh1900-127-047 [76884]	Tail shaft pilot bushing

## BW4477

PART #	Description
<b>Chains</b>	
ZTCHHV099 [77003]	Chain, '08-'14 Cadillac CTS
ZTCHHV097 [77876]	Chain, 2006 Cadillac STS, 6 speed, V8, 37 link

## BW4481

PART #	Description	PART #	Description
<b>Bearing Kits</b>		<b>Mainshafts, Input Shafts &amp; Output Shafts</b>	
ZTBK4484 [73573]	Bearing kit, '03 & up Avalanche & Escalade	ZTBW89059603 [77329]	Input shaft
<b>Case Halves</b>		<b>Seals</b>	
ZTBW89059497 [76066]	Rear case half, '03-'06	ZTSEA1300-044-014 [72252]	Rear output seal
<b>Chains</b>		ZTSEA1900-044-019 [75651]	Input seal
ZTCHHV076 [72924]	Chain	<b>Small Parts &amp; Miscellaneous</b>	
<b>Gasket &amp; Seal Kits</b>		ZTBSH19132802 [73908]	Bushing
ZTTSK4484 [73514]	Gasket & Seal kit	ZTBW1900-193-051 [30892]	Thrust washer
		ZTBW89059279 [72454]	Front/rear diff carrier
		ZTBW89059525 [30895]	Washer

## BW4482

PART #	Description	PART #	Description
<b>Bearing Kits</b>		<b>Mainshafts, Input Shafts &amp; Output Shafts</b>	
ZTBK4482 [75061]	Bearing kit, '03 & up GM 1500	ZTBW89059604 [71140]	Midshaft, '05 & up
<b>Case Halves</b>		<b>Oil Pumps</b>	
ZTBW89059498 [74666]	Rear case half, '03-'05	ZTBW89059682 [72324]	Oil pump
<b>Chains</b>		<b>Shift Cams, Shafts &amp; Rails</b>	
ZTCHHV076 [72924]	Chain	ZTBW88984532 [73955]	Electric shift shaft
<b>Forks &amp; Fork Small Parts</b>		<b>Shift Motors</b>	
ZTBW4484-096-002 [30856]	Mode fork	ZTSM600-908 [72752]	Shift motor, '03-'05
<b>Gasket &amp; Seal Kits</b>		<b>Small Parts &amp; Miscellaneous</b>	
ZTTSK4484 [73514]	Gasket & Seal kit	ZTBSH1900-127-047 [76884]	Tail shaft pilot bushing
<b>Planetaries &amp; Planetary Parts</b>		ZTBW1900-193-051 [30892]	Thrust washer
ZTBW88984523 [72083]	Front sun gear	ZTBW88984518 [30893]	Washer
ZTBW89060055 [30874]	Input planetary	ZTBW89059279 [72454]	Front/rear diff carrier
		ZTBW89059525 [30895]	Washer

## BW4484

PART #	Description	PART #	Description
<b>Bearing Kits</b>		<b>Planetaries &amp; Planetary Parts</b>	
ZTBK4484 [73573]	Bearing kit, '03 & up Avalanche & Escalade	ZTBW88984523 [72083]	Front sun gear
<b>Case Halves</b>		ZTBW89059606 [78323]	Input planetary
ZTBW89059498 [74666]	Rear case half, '03-'05	<b>Forks &amp; Fork Small Parts</b>	
<b>Chains</b>		ZTBW4416-096-001 [30855]	Mode fork, plastic
ZTCHHV502 [76563]	Chain, 1 1/2" wide	ZTBW4416-589-001 [73149]	Mode sleeve assembly, w/steel inner coupler
<b>Seals</b>		ZTBW4484-096-002 [30856]	Mode fork
ZTSEA1900-044-027 [74722]	Front output seal	<b>Shift Cams, Shafts &amp; Rails</b>	
<b>Small Parts &amp; Miscellaneous</b>		ZTBW4416-622-001 [72608]	Shift cam assembly, 8.75" long
ZTBW88984518 [30893]	Washer	ZTBW88984532 [73955]	Electric shift shaft
ZTBW89059279 [72454]	Front/rear diff carrier	<b>Shift Motors</b>	
<b>Oil Pumps</b>		ZTSM600-908 [72752]	Shift motor, '03-'05
ZTBW89059682 [72324]	Oil pump	<b>Sprockets &amp; Hubs</b>	
<b>Gasket &amp; Seal Kits</b>		ZTBW19258135 [72806]	Driven sprocket
ZTTSK4484 [73514]	Gasket & Seal kit	ZTBW19259251 [73221]	Drive sprocket

## BW4485

PART #	Description	PART #	Description
<b>Bearing Kits</b>		<b>Small Parts &amp; Miscellaneous</b>	
ZTBK4485 [79477]	Bearing kit, '07 & up Denali	ZTBSH19132802 [73908]	Bushing
		ZTBW88984518 [30893]	Washer
<b>Case Halves</b>		ZTBW89059279 [72454]	Front/rear diff carrier
ZTBW19153151 [72213]	Rear case half, '07-'14	ZTBW89059525 [30895]	Washer
<b>Gasket &amp; Seal Kits</b>		<b>Sprockets &amp; Hubs</b>	
ZTTSK4485 [72969]	Gasket & Seal kit	ZTBW19258135 [72806]	Driven sprocket
<b>Mainshafts, Input Shafts &amp; Output Shafts</b>		ZTBW19259251 [73221]	Driven sprocket
ZTBW19132803 [76552]	Input shaft		

## BW4493

PART #	Description	PART #	Description
<b>Bearing Kits</b>		<b>Bearing Kits</b>	
ZTBK4493 [73729]	Bearing kit	ZTBK4493 [73729]	Bearing kit
<b>Forks &amp; Fork Small Parts</b>		<b>Forks &amp; Fork Small Parts</b>	
ZTBW19178136 [73613]	Range fork	ZTBW19180438 [73791]	Mode fork, aluminum
ZTBW19180438 [73791]	Mode fork, aluminum		
<b>Gasket &amp; Seal Kits</b>		<b>Gasket &amp; Seal Kits</b>	
ZTTSK4493 [79548]	Gasket & Seal kit	ZTTSK4493 [79548]	Gasket & Seal kit
<b>Oil Pumps</b>		<b>Oil Pumps</b>	
ZTBW4400-508-006 [77675]	Oil pump	ZTBW4400-508-006 [77675]	Oil pump
<b>Shift Cams, Shafts &amp; Rails</b>		<b>Shift Cams, Shafts &amp; Rails</b>	
ZTBW88996628 [30889]	Shift cam	ZTBW88996628 [30889]	Shift cam
ZTBW89059539 [30890]	Shift shaft	ZTBW89059539 [30890]	Shift shaft
<b>Small Parts &amp; Miscellaneous</b>		<b>Small Parts &amp; Miscellaneous</b>	
ZTBW89059548 [75570]	Mode assembly	ZTBW89059548 [75570]	Mode assembly

## Chrysler

PART #	Description	PART #	Description
<b>Bearing Kits</b>		<b>Seals</b>	
ZTBK429 [77727]	Bearing kit, '92-'99 Stealth, 18 or 25 spline	ZTSEA5134902AA [30879]	Input seal, '04-'06 Pacifica
ZTBK429A [73855]	Bearing kit, '89-'92 Stealth, 18 spline	ZTSEA5134903AB [30880]	Seal, '04-'06 Pacifica
<b>Gasket &amp; Seal Kits</b>		ZTSEA5134906AA [30881]	Rear seal, '04-'06 Pacifica
ZTTSK181 [70344]	Gasket & Seal kit, Montero	ZTSEA5134909AA [30882]	Output seal, '04-'06 Pacifica

## Dana 18

PART #	Description	PART #	Description
<b>Small Parts &amp; Miscellaneous</b>		<b>Small Parts Kits</b>	
ZTBW942115 [74062]	Idler shaft	ZTBW8121813 [72447]	Small parts kit
ZTBWA1000 [74770]	Idler shaft o-rings	ZTSP642188K [71796]	Small parts kit, early design
ZTBWA924 [75696]	Idler shaft needle bearings	ZTSPC18-50 [74691]	Small parts kit
ZTBWA998 [70939]	Idler shaft		
<b>Gaskets &amp; Gasket Sets</b>		<b>Seals</b>	
ZTGAS20-55 [71245]	Gasket Set	ZTSEA942114 [75655]	Idler shaft o-ring

## Dana 20

PART #	Description	PART #	Description
<b>Bearing Kits</b>			
ZTBK20A [78297]	Bearing kit	ZTSEA15655 [71685]	Output seal
ZTBK20F [74481]	Bearing kit, '73-'74 Ford	ZTSEA942114 [75655]	Idler shaft o-ring
ZTBK20FE [71571]	Bearing kit, '66-'72 Ford	<b>Small Parts &amp; Miscellaneous</b>	
ZTBK21 [77744]	Bearing kit, '65-'74	ZTBW942115 [74062]	Idler shaft
<b>Gasket &amp; Seal Kits</b>			
ZTTSK20 [70332]	Gasket & Seal kit	<b>Small Parts Kits</b>	
<b>Gaskets &amp; Gasket Sets</b>			
ZTGAS20-55 [71245]	Gasket Set	ZTBW8121813 [72447]	Small parts kit
ZTGAS20F-55 [76944]	Gasket Set, Ford		

## Dana 24

PART #	Description	PART #	Description
<b>Gasket &amp; Seal Kits</b>			
ZTTSK24 [77048]	Gasket & Seal kit, Ford	<b>Gaskets &amp; Gasket Sets</b>	
		ZTGAS24-55 [79429]	Gasket Set

## Dana 28

PART #	Description
<b>Gasket &amp; Seal Kits</b>	
ZTTSK369 [75267]	Gasket & Seal kit, Aerostar

## Dana 300

PART #	Description	PART #	Description
<b>Bearing Kits</b>			
ZTBK300 [78651]	Bearing kit	ZTSEA15655 [71685]	Output seal
ZTBK300A [75160]	Bearing kit, '78-'83 Jeep, w/shaft & o-rings	ZTSEA942114 [75655]	Idler shaft o-ring
<b>Forks &amp; Fork Small Parts</b>			
ZTBW8131670 [79185]	Fork pads	<b>Small Parts &amp; Miscellaneous</b>	
		ZTBW942115 [74062]	Idler shaft
<b>Gasket &amp; Seal Kits</b>			
ZTTSK300 [73513]	Gasket & Seal kit		

## Ford

PART #	Description	PART #	Description
<b>Bearing Kits</b>			
ZTBK456 [74171]	Bearing kit, '01 & up Escape	ZTSEA7469 [76973]	Seal, Escape
ZTBK485F [77371]	Bearing kit, '11-'14 F250/ F350, 43 spline input	ZTSEA7E5Z-7275A [75409]	Seal, '07-'12 Edge, w/nut & crush sleeve
ZTBK533 [75127]	Bearing kit, '04-'10 Edge	ZTSEA7E5Z-7H469A [70432]	Seal, '07-'12 Edge
<b>Chains</b>			
ZTCHHV048 [72841]	Chain, Aerostar	ZTSEA7T4Z-7086A [76456]	Seal, '07-'12 Edge
<b>Gasket &amp; Seal Kits</b>			
ZTTSK456 [73039]	Gasket & Seal kit, '01 & up Escape	ZTSEA7T4Z-7R284A [30888]	Outer seal, '07-'12 Edge
ZTTSK533 [74717]	Gasket & Seal kit, '07-'10 Edge	ZTSEA8T4Z-7275CD [76628]	Seal, '07-'12 Edge, w/seal guide
		ZTSEA9E5Z-7H459A [76429]	Dust cover seal, '07-'12 Edge
		ZTSEAYL8Z-7H459AC [78103]	Debris seal, Escape

## Geo

PART #	Description
<b>Gasket &amp; Seal Kits</b>	
ZTTSK236A [79523]	Gasket & Seal kit, Sidekick & Tracker



# GM

PART #	Description	PART #	Description
<b>Bearing Kits</b>			
ZTBK455 [77380]	Bearing kit, '05-'06 Rendezvous	ZTSEA19132943 [74577]	01-'13 Equinox & Terrain
<b>Gasket &amp; Seal Kits</b>			
ZTTSK455 [79304]	Gasket & Seal kit, '05-'06 Rendezvous	ZTSEA19132944 [70194]	01-'13 Equinox & Terrain
<b>Seals</b>			
ZTSEA13729 [71487]	2002 Rendezvous	ZTSEA19132945 [76142]	01-'13 Equinox & Terrain
ZTSEA19132939 [75467]	01-'13 Equinox & Terrain	ZTSEA19132946 [75418]	O-ring, '10-'13 Equinox & Terrain
ZTSEA19132941 [73161]	01-'13 Equinox & Terrain	ZTSEA19178699 [74466]	01-'13 Equinox & Terrain
		ZTSEA19206322 [74131]	01-'13 Equinox & Terrain
		ZTSEA19208891 [79623]	01-'13 Equinox & Terrain
		ZTSEA19208892 [75836]	01-'13 Equinox & Terrain
		ZTSEA19210795 [71662]	01-'13 Equinox & Terrain

# Hyundai

PART #	Description
<b>Seals</b>	
ZTSEA47350-39300 [30875]	04-'09 Sante Fe
ZTSEA47351-39010 [30876]	04-'09 Sante Fe
ZTSEA47352-39300 [30877]	04-'09 Sante Fe
ZTSEA47353-39000 [30878]	04-'09 Sante Fe

# Magna 3010

PART #	Description
<b>Seals</b>	
ZTSEA40113 [70230]	Rear case seal, rubber
ZTSEA68087452AA [30884]	Front output seal, '11-'18 Magna
ZTSEA68087455AA [30885]	Rear seal, '11-'18 Magna
ZTSEA68087890AB [30886]	Input seal, '11-'18 Magna

# Mercedes

PART #	Description
<b>Chains</b>	
ZTCHHV091 [75510]	Chain, '03 & up ML

# Mitsubishi

PART #	Description
<b>Gaskets &amp; Gasket Sets</b>	
ZTGASTC2030-D50 [72248]	Gasket, Montero

# Model 20

PART #	Description
<b>Gasket &amp; Seal Kits</b>	
ZTTSK20F [79644]	Gasket & Seal kit, Ford

# Model 21

PART #	Description
<b>Gasket &amp; Seal Kits</b>	
ZTTSK21F [76354]	Gasket & Seal kit, Ford

## MP1125

PART #	Description
<b>Small Parts &amp; Miscellaneous</b>	
ZTMP89059588 [30897]	Tail bushing, 9.13", ball bearing, sealed

## MP1126

PART #	Description
<b>Small Parts &amp; Miscellaneous</b>	
ZTMP89059588 [30897]	Tail bushing, 9.13", ball bearing, sealed

## MP1128

PART #	Description
<b>Mainshafts, Input Shafts &amp; Output Shafts</b>	
ZTMPBC3Z-7017AB [79123]	Input shaft, '11-'15 Ford, 43 spline

## MP1222

PART #	Description	PART #	Description
<b>Bearing Kits</b>		<b>Seals</b>	
ZTBK511 [76543]	Bearing kit, '04-'16 w/4L60 or 6L80 trans, 27 or 32 spline input	ZTSEA13362 [75615]	Input seal, '07-'14
<b>Chains</b>		ZTSEA5191 [74716]	Rear output seal
ZTCHHV501 [77303]	Chain, 1 1/4" wide	ZTSEA5193 [75048]	Shift shaft seal
<b>Forks &amp; Fork Small Parts</b>		<b>Small Parts &amp; Miscellaneous</b>	
ZTMP19133050 [72410]	Mode fork	ZTBSH17475 [76217]	Tail bushing, 32 spline
ZTMP19260065 [75860]	Range for, w/o pads	ZTMP19132995 [73292]	Planetary washer
ZTMP19260066 [73934]	Rear fork pad	ZTMP19132997 [76692]	Planetary snap ring
ZTMPMP3023-28 [70924]	Rear fork pads	ZTMP19133094 [78457]	Mode sleeve
ZTMPMP3023-28A [74998]	Mode fork pads	ZTMP19133101 [30896]	Front output spacer
<b>Gasket &amp; Seal Kits</b>		ZTMP19133125 [73512]	Rear mainshaft snap ring
ZTTSK1222 [76409]	Gasket & Seal kit, '07-'16	ZTMP19133126 [75728]	Rear mainshaft snap ring
<b>Mainshafts, Input Shafts &amp; Output Shafts</b>		ZTMP19133166 [74648]	Vent
ZTMP19299085 [78789]	Input shaft, 29 spline	<b>Sprockets &amp; Hubs</b>	
<b>Planetaries &amp; Planetary Parts</b>		ZTMP19133103 [75062]	Drive sprocket
ZTMP19132996 [77147]	Planetary plate, steel	<b>Synchronizers &amp; Blockers</b>	
ZTMP19299090 [74615]	Planetary, '12-'14	ZTMP19133208 [78665]	3 piece blocker assembly

## MP1224

PART #	Description
<b>Small Parts &amp; Miscellaneous</b>	
ZTMP19132997 [76692]	Planetary snap ring

## MP1225

PART #	Description	PART #	Description
<b>Bearing Kits</b>		<b>Case Halves</b>	
ZTBK512 [79117]	Bearing kit, '07-'16	ZTMP19259038 [71589]	Front case half
ZTBK512A [77763]	Bearing kit, '11-'16	ZTMP23252401 [30828]	Rear case half, '15-'17
<b>Gasket &amp; Seal Kits</b>		ZTMP23253659 [73749]	Rear case half
ZTTSK1625XHD [70317]	Gasket & Seal kit	<b>Mainshafts, Input Shafts &amp; Output Shafts</b>	
<b>Chains</b>		ZTMP19299085 [78789]	Input shaft, 29 spline
ZTCHHV502 [76563]	Chain, 1 1/2" wide	<b>Oil Pumps</b>	
		ZTMP19133114 [76364]	Oil pump, '07-'10

Continued on next page

## MP1225 (Cont.)

PART #	Description	PART #	Description
<b>Small Parts &amp; Miscellaneous</b>		<b>Forks &amp; Fork Small Parts</b>	
ZTMP19132995 [73292]	Planetary washer	ZTMP19133050 [72410]	Mode fork
ZTMP19132997 [76692]	Planetary snap ring	ZTMP19260065 [75860]	Range for, w/o pads
ZTMP19133094 [78457]	Mode sleeve	ZTMP19260066 [73934]	Rear fork pad
ZTMP19133101 [30896]	Front output spacer	ZTMPMP3023-28 [70924]	Rear fork pads
ZTMP19133112 [72973]	Thrust washer, '07-'10	ZTMPMP3023-28A [74998]	Mode fork pads
ZTMP19133126 [75728]	Rear mainshaft snap ring		
ZTMP19133166 [74648]	Vent		
<b>Sprockets &amp; Hubs</b>		<b>Planetaries &amp; Planetary Parts</b>	
ZTMP19133103 [75062]	Drive sprocket	ZTMP17483 [75391]	Planetary lock plate
		ZTMP19299090 [74615]	Planetary, '12-'14
<b>Seals</b>		<b>Synchronizers &amp; Blockers</b>	
ZTSEA19299081 [74047]	Input seal, '11-'14	ZTMP19133208 [78665]	4 piece blocker assembly
ZTSEA5193 [75048]	Shift shaft seal		

## MP1226

PART #	Description	PART #	Description
<b>Bearing Kits</b>		<b>Oil Pumps</b>	
ZTBK512 [79117]	Bearing kit, '07-'16	ZTMP19133114 [76364]	Oil pump, '07-'10
ZTBK512A [77763]	Bearing kit, '11-'16		
<b>Case Halves</b>		<b>Planetaries &amp; Planetary Parts</b>	
ZTMP19259038 [71589]	Front case half	ZTMP17483 [75391]	Planetary lock plate
ZTMP23252401 [30828]	Rear case half, '15-'17	ZTMP9952 [79527]	Planetary
ZTMP23253659 [73749]	Rear case half		
<b>Chains</b>		<b>Seals</b>	
ZTCHHV074 [72650]	Chain, 1 1/2" wide	ZTSEA19299081 [74047]	Input seal, '11-'14
		ZTSEA5193 [75048]	Shift shaft seal
<b>Forks &amp; Fork Small Parts</b>		<b>Small Parts &amp; Miscellaneous</b>	
ZTMP19260065 [75860]	Range for, w/o pads	ZTMP19132995 [73292]	Planetary washer
ZTMP19260066 [73934]	Rear fork pad	ZTMP19133094 [78457]	Mode sleeve
ZTMPMP3023-28 [70924]	Rear fork pads	ZTMP19133101 [30896]	Front output spacer
		ZTMP19133112 [72973]	Thrust washer, '07-'10
		ZTMP19133166 [74648]	Vent
<b>Gasket &amp; Seal Kits</b>		<b>Sprockets &amp; Hubs</b>	
ZTTSK1625XHD [70317]	Gasket & Seal kit	ZTMP19133103 [75062]	Drive sprocket
<b>Mainshafts, Input Shafts &amp; Output Shafts</b>		<b>Synchronizers &amp; Blockers</b>	
ZTMP19132979 [72417]	Input shaft, 29 spline	ZTMP19133208 [78665]	5 piece blocker assembly

## MP1522

PART #	Description
<b>Shift Motors</b>	
ZTSMUMM1522 [70521]	Shift motor, '08-'12 Jeep Liberty

## MP1625

PART #	Description	PART #	Description
<b>Bearing Kits</b>		<b>Case Halves</b>	
ZTBK512 [79117]	Bearing kit, '07-'16	ZTMP19132999 [78816]	Front case half, '07-'10
ZTBK512A [77763]	Bearing kit, '11-'16	ZTMP19133141 [74316]	Rear case half
<b>Forks &amp; Fork Small Parts</b>		ZTMP19257420 [73250]	Front case half, '11-'12
ZTMP19133031 [76798]	Range fork	ZTMP19299079 [30827]	Front case half, '11-'14
ZTMP19133041 [73399]	Mode fork	ZTMP23481360 [30829]	Rear case half, '15-'17
ZTMP19133202 [77759]	Range fork pin		
ZTMPMP3023-28 [70924]	Rear fork pads		
ZTMPMP3023-28A [74998]	Mode fork pads		
<b>Shift Motors</b>		<b>Seals</b>	
ZTSMUMM1626 [72363]	Shift motor, '07-'14 GM	ZTSEA13382 [79467]	Shift shaft seal
		ZTSEA19299081 [74047]	Input seal, '11-'14
<b>Chains</b>			
ZTCHHV502 [76563]	Chain, 1 1/2" wide		

Continued on next page



# MP1625

PART #	Description	PART #	Description
<b>Sprockets &amp; Hubs</b>			
ZTMP19133103 [75062]	Drive sprocket	<b>Synchronizers &amp; Blockers</b>	
ZTMP19133135 [76350]	Driven sprocket, 1.5" wide	ZTMP19133208 [78665]	6 piece blocker assembly
ZTMP19260067 [75641]	Range hub, '04-'10	<b>Mainshafts, Input Shafts &amp; Output Shafts</b>	
ZTMP19299093 [77182]	Range hub, '11 & up	ZTMP19257419 [79420]	Input shaft, '11-'12, 29 spline
<b>Small Parts &amp; Miscellaneous</b>			
ZTMP19132995 [73292]	Planetary washer	ZTMP19259039 [78375]	Input shaft, early, 33 spline
ZTMP19133005 [79020]	Front case stud	ZTMP19299089 [73283]	Input shaft, early, 33 spline
ZTMP19133094 [78457]	Mode sleeve	<b>Planetaries &amp; Planetary Parts</b>	
ZTMP19133095 [77693]	Synchro hub insert	ZTMP17483 [75391]	Planetary lock plate
ZTMP19133095 [77693]	Synchro hub insert	ZTMP19132987 [70420]	Planetary, early 5 pin
ZTMP19133101 [30896]	Front output spacer	<b>Oil Pumps</b>	
ZTMP19133112 [72973]	Thrust washer, '07-'10	ZTMP19133114 [76364]	Oil pump, '07-'10
ZTMP19133120 [77336]	Oil tube assembly	ZTMP19257401 [75081]	Oil pump, '11-'14
ZTMP19133126 [75728]	Rear mainshaft snap ring	<b>Gaskets &amp; Gasket Sets</b>	
ZTMP19133166 [74648]	Vent	ZTTSK1625XHD [70317]	Gasket & Seal kit
ZTMP19210805 [76320]	Shift shaft, '11-'14	ZTGAS24263164 [71443]	Front case adapter gasket
ZTMP19257400 [73413]	Input bearing to shaft snap ring		
ZTMP19257405 [75764]	Input bearing to shaft snap ring		
ZTMP89059588 [30897]	Tail bushing, 9.13", ball bearing, sealed		

# MP1626

PART #	Description	PART #	Description
<b>Bearing Kits</b>			
ZTBK512 [79117]	Bearing kit, '07-'16	<b>Oil Pumps</b>	
ZTBK512A [77763]	Bearing kit, '11-'16	ZTMP19133114 [76364]	Oil pump, '07-'10
<b>Case Halves</b>			
ZTMP19132999 [78816]	Front case half, '07-'10	ZTMP19257401 [75081]	Oil pump, '11-'14
ZTMP19133141 [74316]	Rear case half	<b>Shift Motors</b>	
ZTMP19257420 [73250]	Front case half, '11-'12	ZTSMUMM1626 [72363]	Shift motor, '07-'14 GM
ZTMP19299079 [30827]	Front case half, '11-'14	<b>Synchronizers &amp; Blockers</b>	
ZTMP23481360 [30829]	Rear case half, '15-'17	ZTMP19133208 [78665]	7 piece blocker assembly
<b>Chains</b>			
ZTCHHV074 [72650]	Chain, 1 1/2" wide	<b>Sprockets &amp; Hubs</b>	
<b>Forks &amp; Fork Small Parts</b>			
ZTMP19133031 [76798]	Range fork	ZTMP19133103 [75062]	Drive sprocket
ZTMP19133041 [73399]	Mode fork	ZTMP19133135 [76350]	Driven sprocket, 1.5" wide
ZTMP19133202 [77759]	Range fork pin	ZTMP19260067 [75641]	Range hub, '04-'10
ZTMPMP3023-28 [70924]	Rear fork pads	ZTMP19299093 [77182]	Range hub, '11 & up
ZTMPMP3023-28A [74998]	Mode fork pads	<b>Small Parts &amp; Miscellaneous</b>	
<b>Gaskets &amp; Gasket Sets</b>			
ZTTSK1625XHD [70317]	Gasket & Seal kit	ZTMP19132995 [73292]	Planetary washer
ZTMP19133135 [76350]	Front case adapter gasket	ZTMP19133005 [79020]	Front case stud
<b>Seals</b>			
ZTSEA13382 [79467]	Shift shaft seal	ZTMP19133094 [78457]	Mode sleeve
ZTSEA19299081 [74047]	Input seal, '11-'14	ZTMP19133095 [77693]	Synchro hub insert
<b>Mainshafts, Input Shafts &amp; Output Shafts</b>			
ZTMP19132979 [72417]	Input shaft, 29 spline	ZTMP19133095 [77693]	Synchro hub insert
ZTMP19257419 [79420]	Input shaft, '11-'12, 29 spline	ZTMP19133101 [30896]	Front output spacer
ZTMP19259039 [78375]	Input shaft, early, 33 spline	ZTMP19133112 [72973]	Thrust washer, '07-'10
ZTMP19299089 [73283]	Input shaft, early, 33 spline	ZTMP19133120 [77336]	Oil tube assembly
<b>Planetaries &amp; Planetary Parts</b>			
ZTMP17483 [75391]	Planetary lock plate	ZTMP19133126 [75728]	Rear mainshaft snap ring
ZTMP19132987 [70420]	Planetary, early 5 pin	ZTMP19133166 [74648]	Vent
<b>Oil Pumps</b>			
ZTMP19133114 [76364]	Oil pump, '07-'10	ZTMP19210805 [76320]	Shift shaft, '11-'14
ZTMP19257401 [75081]	Oil pump, '11-'14	ZTMP19257400 [73413]	Input bearing to shaft snap ring
<b>Gaskets &amp; Gasket Sets</b>			
ZTTSK1625XHD [70317]	Gasket & Seal kit	ZTMP19257405 [75764]	Input bearing to shaft snap ring
ZTGAS24263164 [71443]	Front case adapter gasket	ZTMP19259607 [79210]	Actuator cam, '04-'14
<b>Shift Motors</b>			
ZTSMUMM1626 [72363]	Shift motor, '07-'14 GM	ZTMP89059588 [30897]	Tail bushing, 9.13", ball bearing, sealed

# MP1628

PART #	Description	PART #	Description
<b>Gasket &amp; Seal Kits</b>			
ZTTSK273F [76348]	Gasket & Seal kit	ZTSEA57688 [79614]	Input seal, '11-'14
<b>MP1628 Mainshafts, Input Shafts &amp; Output Shafts</b>			
ZTMPBC3Z-7017AB [79123]	Input shaft, '11-'15 Ford, 43 spline		

# MP3010

PART #	Description	PART #	Description
<b>Clutches &amp; Clutch Parts</b>			
ZTMP19133073 [79586]	Clutch pressure plate	ZTCHHV501 [77303]	Chain, 1 1/4" wide
ZTMP19133074 [73688]	Pressure plate return spring	<b>Mainshafts, Input Shafts &amp; Output Shafts</b>	
ZTMP19133075 [76254]	Clutch hub	ZTMP19133059 [72518]	Mainshaft, 32 spline
ZTMP19133076 [70328]	Clutch plate	<b>Seals</b>	
ZTMP19133077 [72866]	Clutch plate	ZTSEA13362 [75615]	Input seal, '07-'14
ZTMP19133078 [76740]	Clutch shim, 57 x 49.75 x 2.2	ZTSEA447316 [71394]	Front output seal, '07-'14
ZTMP19133079 [70702]	Clutch shim, 57 x 49.75 x 2.4	ZTSEA5191 [74716]	Rear output seal
ZTMP19133080 [75167]	Clutch shim, 57 x 49.75 x 2.6	ZTSEA68026951AA [30883]	Shift shaft seal, '08-'12
ZTMP19133081 [30846]	Clutch shim, 57 x 49.75 x 2.8	ZTSEA35587 [76588]	Shift motor seal
ZTMP19133082 [73678]	Clutch shim, 57 x 49.75 x 3.0	<b>Shift Motors</b>	
ZTMP19133083 [79571]	Clutch shim, 57 x 49.75 x 3.2	ZTSM600-899 [72017]	Shift motor
ZTMP19133084 [79400]	Clutch shim, 57 x 49.75 x 3.4	<b>Small Parts &amp; Miscellaneous</b>	
ZTMP19133085 [75650]	Clutch shim, 57 x 49.75 x 3.6	ZTMP19133063 [78224]	Apply lever thrust bearing
ZTMP19133087 [72875]	Clutch shim, 57 x 49.75 x 4.0	ZTMP19133071 [73192]	Apply lever ball
ZTMP19133088 [30847]	Clutch shim, 57 x 49.75 x 4.2	ZTMP19133072 [75777]	Rear apply lever thrust washer
ZTMP19133089 [30848]	Clutch shim, 57 x 49.75 x 4.4	ZTMP19133110 [70902]	Clutch drum snap ring
ZTMP19133090 [30849]	Clutch shim, 57 x 49.75 x 4.6	ZTMP19133125 [73512]	Rear mainshaft snap ring
ZTMP19133091 [30850]	Clutch shim, 57 x 49.75 x 4.8	<b>Bearing Kits</b>	
ZTMP19133092 [73896]	Clutch pack snap ring	ZTBK517 [72010]	Bearing kit, '07-'16
ZTMP19133109 [70665]	Mainshaft clutch housing		
ZTTSK1222 [76409]	Gasket & Seal kit, '07-'16		

# MP3022

PART #	Description	PART #	Description
<b>Chains</b>			
ZTCHHV501 [77303]	Chain, 1 1/4" wide	ZTSM600-899 [72017]	Shift motor
ZTCHHV522 [30843]	Chain	<b>Small Parts &amp; Miscellaneous</b>	
<b>Clutches &amp; Clutch Parts</b>			
ZTMP19133073 [79586]	Clutch pressure plate	ZTMP19133139 [77058]	Rear case half
ZTMP19133074 [73688]	Pressure plate return spring	ZTMP19299077 [75344]	Front case half
ZTMP19133075 [76254]	Clutch hub	<b>Sprockets &amp; Hubs</b>	
ZTMP19133076 [70328]	Clutch plate	ZTMP19133103 [75062]	Drive sprocket
ZTMP19133077 [72866]	Clutch plate	ZTMP19133134 [76442]	Driven sprocket, 1.157" wide
ZTMP19133078 [76740]	Clutch shim, 57 x 49.75 x 2.2	ZTMP19133205 [77076]	Drive sprocket, 1.157" wide
ZTMP19133079 [70702]	Clutch shim, 57 x 49.75 x 2.4	ZTMP19260067 [75641]	Range hub, '04-'10
ZTMP19133080 [75167]	Clutch shim, 57 x 49.75 x 2.6	ZTMP19299093 [77182]	Range hub, '11 & up
ZTMP19133081 [30846]	Clutch shim, 57 x 49.75 x 2.8	<b>Small Parts &amp; Miscellaneous</b>	
ZTMP19133082 [73678]	Clutch shim, 57 x 49.75 x 3.0	ZTMP19132995 [73292]	Planetary washer
ZTMP19133083 [79571]	Clutch shim, 57 x 49.75 x 3.2	ZTMP19133063 [78224]	Apply lever thrust bearing
ZTMP19133084 [79400]	Clutch shim, 57 x 49.75 x 3.4	ZTMP19133064 [71527]	Clutch lever needle bearing
ZTMP19133085 [75650]	Clutch shim, 57 x 49.75 x 3.6	ZTMP19133071 [73192]	Apply lever ball
ZTMP19133087 [72875]	Clutch shim, 57 x 49.75 x 4.0	ZTMP19133072 [75777]	Rear apply lever thrust washer
ZTMP19133088 [30847]	Clutch shim, 57 x 49.75 x 4.2	ZTMP19133101 [30896]	Front output spacer
ZTMP19133089 [30848]	Clutch shim, 57 x 49.75 x 4.4	ZTMP19133110 [70902]	Clutch drum snap ring
ZTMP19133090 [30849]	Clutch shim, 57 x 49.75 x 4.6	ZTMP19133120 [77336]	Oil tube assembly
ZTMP19133091 [30850]	Clutch shim, 57 x 49.75 x 4.8	ZTMP19133166 [74648]	Vent
ZTMP19133092 [73896]	Clutch pack snap ring	ZTMP19169064 [77738]	Rear mainshaft spacer
ZTMP19133109 [70665]	Mainshaft clutch housing	ZTMP19178900 [76945]	Rear mainshaft snap ring
ZTMP19133031 [76798]	Range fork	ZTMP3023.1 [71002]	Planetary thrust washer
ZTMP19133202 [77759]	Range fork pin	ZTMP3023.2 [73874]	Pinion gear
ZTMPMP3023-28 [70924]	Rear fork pads	ZTMP3023.3 [73096]	Planetary empty carrier
		ZTMP3023.4 [77291]	Planetary thrust washer

Continued on next page



## MP3022 (Cont.)

PART #	Description	PART #	Description
<b>Small Parts &amp; Miscellaneous</b>		<b>Gasket &amp; Seal Kits</b>	
ZTMP19133125 [73512]	Rear mainshaft snap ring	ZTTSK1222 [76409]	Gasket & Seal kit, '07-'16
ZTSM68071235AA [78109]	Shift motor, '08-'12 Jeep Liberty & '11-'13 Grand Cherokee	<b>Mainshafts, Input Shafts &amp; Output Shafts</b>	
<b>Shift Motors</b>		ZTMP19132977 [72709]	Input shaft, 27 spline
ZTSM600-899 [72017]	Shift motor	ZTMP19132978 [77192]	Input shaft, 32 spline
ZTSM68071235AA [78109]	Shift motor, '08-'12 Jeep Liberty & '11-'13 Grand Cherokee	ZTMP19133059 [72518]	Mainshaft, 32 spline
<b>Shift Motors</b>		ZTMP19178898 [30867]	Mainshaft, 32 spline
ZTSM600-899 [72017]	Shift motor	<b>Planetaries &amp; Planetary Parts</b>	
ZTSM68071235AA [78109]	Shift motor, '08-'12 Jeep Liberty & '11-'13 Grand Cherokee	ZTMP19132987 [70420]	Planetary, early 5 pin
<b>Seals</b>		ZTMP9952 [79527]	Planetary
ZTSEA13362 [75615]	Input seal, '07-'14	<b>Bearing Kits</b>	
ZTSEA447316 [71394]	Front output seal, '07-'14	ZTBK517 [72010]	Bearing kit, '07-'16

## MP3023

PART #	Description
<b>Seals</b>	
ZTSEA35587 [76588]	Shift motor seal

## MP3024

PART #	Description	PART #	Description
<b>Bearing Kits</b>		<b>Clutches &amp; Clutch Parts</b>	
ZTBK512 [79117]	Bearing kit, '07-'16	ZTMP19133073 [79586]	Clutch pressure plate
<b>Case Halves</b>		ZTMP19133074 [73688]	Pressure plate return spring
ZTMP19133140 [30826]	Rear case half	ZTMP19133075 [76254]	Clutch hub
ZTMP19299077 [75344]	Front case half	ZTMP19133076 [70328]	Clutch plate
<b>Small Parts &amp; Miscellaneous</b>		ZTMP19133077 [72866]	Clutch plate
ZTMP19132995 [73292]	Planetary washer	ZTMP19133078 [76740]	Clutch shim, 57 x 49.75 x 2.2
ZTMP19133063 [78224]	Apply lever thrust bearing	ZTMP19133079 [70702]	Clutch shim, 57 x 49.75 x 2.4
ZTMP19133064 [71527]	Clutch lever needle bearing	ZTMP19133080 [75167]	Clutch shim, 57 x 49.75 x 2.6
ZTMP19133101 [30896]	Front output spacer	ZTMP19133081 [30846]	Clutch shim, 57 x 49.75 x 2.8
ZTMP19133110 [70902]	Clutch drum snap ring	ZTMP19133082 [73678]	Clutch shim, 57 x 49.75 x 3.0
ZTMP19133120 [77336]	Oil tube assembly	ZTMP19133083 [79571]	Clutch shim, 57 x 49.75 x 3.2
ZTMP19133126 [75728]	Rear mainshaft snap ring	ZTMP19133084 [79400]	Clutch shim, 57 x 49.75 x 3.4
ZTMP19133166 [74648]	Vent	ZTMP19133085 [75650]	Clutch shim, 57 x 49.75 x 3.6
ZTMP19168257 [72694]	Apply lever ball	ZTMP19133087 [72875]	Clutch shim, 57 x 49.75 x 4.0
ZTMP19168258 [77181]	Rear apply lever thrust washer	ZTMP19133088 [30847]	Clutch shim, 57 x 49.75 x 4.2
ZTMP19169064 [77738]	Rear mainshaft spacer	ZTMP19133089 [30848]	Clutch shim, 57 x 49.75 x 4.4
ZTMP89059588 [30897]	Tail bushing, 9.13", ball bearing, sealed	ZTMP19133090 [30849]	Clutch shim, 57 x 49.75 x 4.6
<b>Chains</b>		ZTMP19133091 [30850]	Clutch shim, 57 x 49.75 x 4.8
ZTCHHV502 [76563]	Chain, 1 1/2" wide	ZTMP19133092 [73896]	Clutch pack snap ring
<b>Gasket &amp; Seal Kits</b>		ZTMP19133109 [70665]	Mainshaft clutch housing
ZTTSK1222 [76409]	Gasket & Seal kit, '07-'16	ZTMP19257393 [75097]	Rear clutch lever
<b>Mainshafts, Input Shafts &amp; Output Shafts</b>		ZTMP19257394 [72744]	Front clutch lever
ZTMP19133059 [72518]	Mainshaft, 32 spline	<b>Seals</b>	
ZTMP19133060 [78202]	Mainshaft, 31 spline, 6 speed	ZTSEA13362 [75615]	Input seal, '07-'14
<b>Planetaries &amp; Planetary Parts</b>		ZTSEA447316 [71394]	Front output seal, '07-'14
ZTMP17483 [75391]	Planetary lock plate	ZTSEA35587 [76588]	Shift motor seal
ZTMP19132987 [70420]	Planetary, early 5 pin	<b>Sprockets &amp; Hubs</b>	
<b>Shift Motors</b>		ZTMP19133103 [75062]	Drive sprocket
ZTSM600-899 [72017]	Shift motor	ZTMP19133134 [76442]	Driven sprocket, 1.157" wide
<b>Forks &amp; Fork Small Parts</b>		ZTMP19133031 [76798]	Range fork
ZTMP19133202 [77759]	Range fork pin	ZTMPMP3023-28 [70924]	Rear fork pads

Continued on next page

## MSG5F

PART #	Description
<b>Seals</b>	
ZTSEA12X25X7 [71661]	Seal

## Nissan

PART #	Description	PART #	Description
<b>Bearing Kits</b>		<b>Seals</b>	
ZTBK206 [76506]	Bearing kit, '81-'86	ZTSEA33111-AD30A [77898]	Input seal, Murano
ZTBK441 [79697]	Bearing kit, '02 & up Maxima, 5 or 6 speed	ZTSEA33114-AD300 [71995]	Output seal, Murano
ZTBK500 [70099]	Bearing kit, '03 & up Murano	ZTSEA33142-4N200 [70977]	Murano
<b>Gasket &amp; Seal Kits</b>		ZTSEA38189-4N20A [70653]	Drive pinion seal, Murano
ZTTSK500 [70465]	Gasket & Seal kit, '03 & up Murano	ZTSEA38343-AD300 [71329]	O-ring, Murano
ZTTSKTX15A [71923]	Gasket & Seal kit, '04 & up Titan		

## NP119

PART #	Description
<b>Gasket &amp; Seal Kits</b>	
ZTTSK208 [77381]	Gasket & Seal kit

## NP120

PART #	Description
<b>Bearing Kits</b>	
ZTBK519 [76100]	Bearing kit, '06-'07 GM

## NP125

PART #	Description	PART #	Description
<b>Bearing Kits</b>		<b>Seals</b>	
ZTBK516 [73381]	Bearing kit, '05 & up BMW	ZTSEA28377 [75949]	Front output seal
<b>Gasket &amp; Seal Kits</b>			
ZTTSK125 [73797]	Gasket & Seal kit, BMW		

## NP126

PART #	Description	PART #	Description
<b>Bearing Kits</b>		<b>Gasket &amp; Seal Kits</b>	
ZTBK243 [72422]	Bearing kit, '01 & up	ZTTSK226 [75429]	Gasket & Seal kit, '01 & up
<b>Case Halves</b>		<b>Seals</b>	
ZTNP49139 [72626]	Rear case half	ZTSEA22507 [73987]	Rear seal
<b>Chains</b>		ZTSEA22507TTO [73897]	Rear seal
ZTCHHV059 [72455]	Chain	ZTSEA29869 [77806]	Front output seal
<b>Clutches &amp; Clutch Parts</b>		ZTSEAAS012 [76729]	O-ring
ZTNP29839 [77342]	Clutch return spring	<b>Shift Motors</b>	
ZTNP29840 [72477]	Clutch return pressure plate	ZTSM600-904 [72156]	Shift motor, 126C
ZTNP29937 [77664]	Clutch plate, steel		
ZTNP29938 [74149]	Clutch plate, friction		

## NP129

PART #	Description
<b>Seals</b> ZTSEA29869 [77806]	Front output seal

## NP133

PART #	Description
<b>Gasket &amp; Seal Kits</b> ZTTSK133 [30864]	Gasket & Seal kit, '03 & up Durango

## NP136

PART #	Description	PART #	Description
<b>Bearing Kits</b> ZTBK333 [79489]	Bearing kit	<b>Seals</b> ZTSEA22441 [79387]	Seal
<b>Case Halves</b> ZTNP22437 [71107]	Front case half	ZTSEA22452 [72525]	Front output seal
ZTNP31334 [71224]	Rear case half	ZTSEA22507 [73987]	Rear seal
<b>Clutches &amp; Clutch Parts</b> ZTNP12100 [70969]	Clutch disc	ZTSEA22507TTO [73897]	Rear seal
ZTNP12120 [75180]	Clutch plate	<b>Chains</b> ZTCHHV062 [77528]	Chain, GM & Jeep Liberty
<b>Gasket &amp; Seal Kits</b> ZTTSK136 [75616]	Gasket & Seal kit	<b>Shift Motors</b> ZTSM600-906 [74887]	Shift motor
ZTTSK245J [79246]	Gasket & Seal kit, '05 & up Jeep	<b>Small Parts &amp; Miscellaneous</b> ZTNPBRNY4080 [78889]	Case saver
<b>Oil Pumps</b> ZTNP16686 [74145]	Oil pump	<b>Sprockets &amp; Hubs</b> ZTNP17982 [75149]	Range hub

## NP140

PART #	Description
<b>Chains</b> ZTCHHV089 [70182]	Chain, '05 & up Jeep

## NP144

PART #	Description
<b>Bearing Kits</b> ZTBK451 [76757]	Bearing kit, '03 & up

## NP146

PART #	Description	PART #	Description
<b>Clutches &amp; Clutch Parts</b> ZTNP5175985AA [73455]	Fiber clutches	<b>Seals</b> ZTSEA22507 [73987]	Rear seal
ZTNP5175986AA [79643]	Steel clutches	ZTSEA22507TTO [73897]	Rear seal



# NP149

PART #	Description	PART #	Description
<b>Case Halves</b>			
ZTNP32486 [74972]	Front case half	ZTNP12478158 [73544]	Planetary thrust washer
ZTNP30603-30961 [74174]	Rear case half	ZTNP16286 [71708]	Planetary pinion thrust washer
<b>Chains</b>			
ZTCHHV072 [79590]	Chain, 1 1/4" wide	ZTNP29747 [70912]	Oil screen
<b>Mainshafts, Input Shafts &amp; Output Shafts</b>			
ZTNP31819 [30869]	Output shaft	ZTNP83503527 [72897]	Input-to-planetary snap ring
ZTNP38704 [71444]	Input shaft	ZTNPBRNY4080 [78889]	Case saver
ZTNP39467 [73310]	Midshaft	ZTNP109R [75948]	Seal installation tool
<b>Planetaries &amp; Planetary Parts</b>			
ZTNP32798 [72131]	Planetary	<b>Sprockets &amp; Hubs</b>	
ZTNP32798R [76869]	Planetary	ZTNP31269 [78936]	Sprocket
<b>Seals</b>			
ZTSEA23740 [77551]	Front output seal	<b>Gasket &amp; Seal Kits</b>	
ZTSEA30138 [71305]	Front output seal	ZTTSK246 [74214]	Gasket & Seal kit
<b>Viscous Couplers</b>			
		ZTNP32475 [75688]	Viscous coupler, New
		ZTNP32475R [72918]	Viscous coupler, Rebuilt

# NP200

PART #	Description
<b>Bearing Kits</b>	
ZTBK200-1 [72409]	Bearing kit, '61-'69

# NP201

PART #	Description
<b>Bearing Kits</b>	
ZTBK200-1 [72409]	Bearing kit, '61-'69

# NP203

PART #	Description	PART #	Description
<b>Bearing Kits</b>			
ZTBK203F [70250]	Bearing kit, Ford, direct mount	ZTSEA17523 [76121]	Rear put seal, w/small yoke
ZTBK203FD [77973]	Bearing kit, '73-'79 Ford	ZTSEA203-001 [78981]	Large o-ring
ZTBK203G [76163]	Bearing kit, GM & Chrysler	ZTSEA21061 [70441]	Rear output seal
ZTBK203GI [30817]	Bearing kit, GM, cast iron tail	ZTSEA21213 [76893]	Rear output seal, 203C
<b>Gaskets &amp; Gasket Sets</b>			
ZTTSK203F [74169]	Gasket & Seal kit	<b>Small Parts &amp; Miscellaneous</b>	
ZTTSK203G [75453]	Gasket & Seal kit	ZTNP11930 [76806]	Muffler pad
ZTTSKGTK203U [77420]	Gasket & Seal kit	ZTNP203DIFF [78068]	Differential carrier
ZTGAS203-55 [74444]	Gasket Set	ZTNP3821359 [73530]	Center mainshaft bearing retainer
ZTGASTC44144 [73815]	Adapter Gasket	ZTNP3821369 [76908]	Rear output shaft thrust washer
<b>Mainshafts, Input Shafts &amp; Output Shafts</b>			
ZTNP11391 [76900]	Rear output shaft	ZTNP3821370 [77436]	Lube washer
ZTNP13343 [72084]	Input shaft, 203C	ZTNP93433 [79026]	Detent spring
ZTNP3821352 [72773]	Mainshaft	ZTNP100520 [30902]	Needle bearing
<b>Sprockets &amp; Hubs</b>			
ZTNP3898368 [70456]	Sprocket	ZTNP1MIM501 [72868]	Part time conversion kit
ZTNP4115335 [70048]	Sprocket	ZTSP203-50 [71491]	Small parts kit
<b>Speedometer Gears</b>			
		ZTSPD11432 [78272]	Speedo gear

## NP205

PART #	Description	PART #	Description
<b>Bearing Kits</b>			
ZTBK205D [75144]	Bearing kit, '88 & up Chrysler	ZTNP2952591 [78601]	High gear thrust washer
ZTBK205FDM [75723]	Bearing kit, direct mount	ZTNP2954116 [73083]	Sliding clutch
ZTBK205G [76883]	Bearing kit, '81-'91 GM 1-ton	ZTNP4210978 [71168]	Front shift rail
ZTBK205GDM [78653]	Bearing kit, GM & Chrysler, direct mount	ZTNP4505302 [71393]	NP205D-to-Getrag coupler
ZTBK205GDM4 [79317]	Bearing kit, '70-'86 GM w/ TH400 LSM465	ZTNP6259193 [76618]	Input snap ring
ZTBK205RDF [70414]	Bearing kit, '70-'86 Ford & Chrysler	ZTNP6259656 [70300]	Coupler
ZTNPGTK205GDM [70176]	Bearing kit	ZTNP6273964 [71212]	Coupler
		ZTNP93433 [79026]	Detent spring
<b>Small Parts Kits</b>			
ZTSP205-50 [70451]	Small parts kit	<b>Mainshafts, Input Shafts &amp; Output Shafts</b>	
<b>Speedometer Gears</b>			
ZTSPD11432 [78272]	Speedo gear	ZTNP11401 [75493]	Input shaft, 205C TH250
<b>Yokes</b>			
ZTY205-YOKE [74002]	Yoke, 1480 u/joint, u/bolt style, 32 spline, 1.4"	ZTNP13929 [72469]	Input shaft, 205C, 7.5" long - TH400 '84 down
ZTY3-4-10951-1 [72450]	Yoke, 1410 u/joint, 32 spline, 1.4" long	ZTNP16615 [70084]	Input shaft, 205D, 7.5" long - TH400 '84 down
ZTY3-4-5191-1 [75996]	Yoke, 1410 u/joint, 35 spline, strap style	ZTNP2954104 [77422]	Input shaft, 205F, separate mount
ZTY3-4-6691 [78764]	Yoke, 1480 u/joint, 35 spline	ZTNP4167905 [75730]	Input shaft, 205D, 23 Spline, AT
<b>Forks &amp; Fork Small Parts</b>			
ZTNP2954135 [70269]	Fork	ZTNP99646 [77096]	Input shaft, 10 spine, '84 down GM, MT
<b>Seals</b>			
ZTSEA17722 [76422]	Front output seal, 205G	ZTNP99653 [70890]	Front output shaft, Ford & Chrysler
ZTSEA18872 [79651]	Seal	<b>Gasket &amp; Seal Kits</b>	
ZTSEA205-004 [71059]	Large o-ring	ZTTSK205 [30865]	Gasket & Seal kit
ZTSEA7443 [70041]	Shift shaft seal	ZTTSK205DCC [71469]	Gasket & Seal kit, '88-'93 Chrysler 5 speed
		ZTTSK205FDM [71015]	Gasket & Seal kit, 205F
		ZTTSK205GDM [79078]	Gasket & Seal kit, GM
		ZTTSK205RDF [79388]	Gasket & Seal kit, 205F
<b>Gaskets &amp; Gasket Sets</b>			
		ZTGAS205-55 [74760]	Gasket Set

## NP207

PART #	Description	PART #	Description
<b>Bearing Kits</b>			
ZTBK207 [76915]	Bearing kit	ZTSEA15514 [73792]	Front output seal
<b>Chains</b>			
ZTCHHV022 [74851]	Chain, 1 5/16" wide	ZTSEA22306 [78037]	Oil pump seals
<b>Gasket &amp; Seal Kits</b>			
ZTTSK207 [71102]	Gasket & Seal kit	ZTSEA4435 [70552]	Seal
ZTTSK231 [77926]	Gasket & Seal kit	ZTSEA550-022 [76693]	Seal plug, 1.5"
<b>Gaskets &amp; Gasket Sets</b>			
ZTGASTC2030-6 [71352]	Adapter Gasket	<b>Forks &amp; Fork Small Parts</b>	
<b>Planetaries &amp; Planetary Parts</b>			
ZTNP4446425 [71750]	Planetary	ZTBSH14071722 [75627]	Range fork bushing
		ZTINSK207 [77133]	Fork pad kit
		ZTNP4338376 [72298]	Center range fork pad
<b>Small Parts &amp; Miscellaneous</b>			
ZTNP49863 [70703]	Vacuum switch	<b>Synchronizers &amp; Blockers</b>	
		ZTSR15547 [78695]	Synchro ring

## NP208

PART #	Description	PART #	Description
<b>Bearing Kits</b>			
ZTBK208 [77915]	Bearing kit	ZTINSK208 [71398]	Fork pad kit
ZTBK208A [30818]	Bearing kit, '80-'85, short	ZTNP15111 [79342]	Range fork, Ford
ZTNPGTK208 [76342]	Bearing kit	ZTNP15380 [76332]	Range fork
<b>Case Halves</b>			
ZTNP15079 [73429]	Rear case half, 208C	ZTNP4167966 [76047]	Range fork, w/pads
<b>Chains</b>			
ZTCHHV012 [73701]	Chain	ZTNP4167969 [70666]	Fork pads
<b>Gaskets &amp; Gasket Sets</b>			
ZTGASTC2030-12 [76509]	Gasket	ZTNP4167970 [76819]	Rear fork center pads
ZTGASTC2030-9 [74586]	Adapter Gasket	ZTNP4167974 [78694]	Mode fork
		ZTNP4219073 [71380]	Center mode fork pad
<b>Gasket &amp; Seal Kits</b>			
ZTTSK208 [77381]	Gasket & Seal kit	<b>Mainshafts, Input Shafts &amp; Output Shafts</b>	

## NP208 (Cont.)

PART #	Description
ZTNP13779 [75580]	Input shaft, Ford, 31 spline
ZTNP13948 [78342]	Input shaft, 208C, 27 spline
ZTNP15112 [78607]	Input shaft, 208C, 32 Spline
ZTNP16036 [75498]	Mainshaft, 208C
ZTNP4329194 [30870]	Mainshaft assembly, '80-'82 208D
ZTNP4329329 [30871]	Mainshaft, '84-'85 208D

### Planetary & Planetary Parts

ZTNP4329198 [70299]	Planetary
---------------------	-----------

### Seals

ZTSEA18662 [76005]	Front output seal
ZTSEA18676 [75740]	Front output seal
ZTSEA22306 [78037]	Oil pump seals
ZTSEA4435 [70552]	Seal

### Small Parts Kits

ZTSP208-50 [73531]	Small parts kit
--------------------	-----------------

### Sprockets & Hubs

ZTNP15307 [74808]	Driven sprocket
ZTNP4219087 [70338]	Sprocket
ZTNP83500258 [76686]	Hub thrust washer

PART #	Description
<b>Clutches &amp; Clutch Parts</b>	
ZTNP83510094 [77141]	Mode clutch gear

### Small Parts & Miscellaneous

ZTNP11930 [76806]	Muffler pad
ZTBSHNP208-62 [75256]	Annulus bushing
ZTNP15053 [72473]	Front case stud
ZTNP17777 [76661]	Syncho key
ZTNP208-K [78326]	Spring key kit
ZTNP4167953 [73097]	Annulus washer
ZTNP4167959 [72236]	Annulus washer
ZTNP4167964 [77562]	Shaft o-ring retainer
ZTNP4167992 [30900]	Front output shaft thrust washer
ZTNP4167994 [73395]	Front output shaft thrust washer
ZTNP4219060 [75315]	Annulus
ZTNP4219065 [72738]	Annulus hub snap ring
ZTNP4269117 [30907]	Mainshaft sprocket thrust washer
ZTNP4269182 [75628]	Input/mainshaft thrust washer
ZTNP4329189 [72004]	Input thrust washer
ZTNP4329330 [78830]	Sprocket thrust washer

### Synchronizers & Blockers

ZTNP4329524 [78123]	Syncho ring
---------------------	-------------

## NP209

PART #	Description
<b>Gasket &amp; Seal Kits</b>	
ZTTSK208 [77381]	Gasket & Seal kit

## NP218

PART #	Description
<b>Chains</b>	
ZTCHHV026 [30842]	Chain, '86-'99 Hummer

## NP224

PART #	Description
<b>Seals</b>	
ZTSEA32739 [79572]	Front output seal, Chrysler

## NP226

PART #	Description
<b>Bearing Kits</b>	
ZTBK243 [72422]	Bearing kit, '01 & up

<b>Case Halves</b>	
ZTNP49139 [72626]	Rear case half

<b>Chains</b>	
ZTCHHV059 [72455]	Chain

<b>Clutches &amp; Clutch Parts</b>	
ZTNP29839 [77342]	Clutch return spring
ZTNP29840 [72477]	Clutch return pressure plate
ZTNP29937 [77664]	Clutch plate, steel
ZTNP29938 [74149]	Clutch plate, friction
ZTNP29939 [74860]	Clutch hub
ZTNP53309 [78672]	Clutch lever

<b>Forks &amp; Fork Small Parts</b>	
ZTNP88935664 [75478]	Range fork

PART #	Description
<b>Gasket &amp; Seal Kits</b>	
ZTTSK226 [75429]	Gasket & Seal kit, '01 & up

<b>Gaskets &amp; Gasket Sets</b>	
ZTGASTC2030-6 [71352]	Adapter Gasket

<b>Seals</b>	
ZTSEA29869 [77806]	Front output seal
ZTSEA29870 [72958]	Input seal
ZTSEAAS012 [76729]	O-ring

<b>Shift Motors</b>	
ZTSM600-903 [73552]	Shift motor, 226C

<b>Small Parts &amp; Miscellaneous</b>	
ZTNP29823 [72502]	Shift rail
ZTNP53307 [78313]	Thrust bearing

<b>Sprockets &amp; Hubs</b>	
ZTNP31269 [78936]	Sprocket

## NP228

PART #	Description	PART #	Description
<b>Bearing Kits</b>		<b>Mainshafts, Input Shafts &amp; Output Shafts</b>	
ZTBK228-9 [75166]	Bearing kit	ZTNP15786 [73574]	Input shaft
<b>Case Halves</b>		<b>Small Parts &amp; Miscellaneous</b>	
ZTNP15608 [30830]	Front case half	ZTNP15128 [79579]	Rear output shim kit
<b>Clutches &amp; Clutch Parts</b>		ZTNP16027 [78050]	Input thrust washer
ZTNP16111 [74203]	Mode clutch sleeve	<b>Small Parts Kits</b>	
		ZTSP228-9-50 [79367]	Small parts kit

## NP229

PART #	Description	PART #	Description
<b>Bearing Kits</b>		<b>Small Parts &amp; Miscellaneous</b>	
ZTBK228-9 [75166]	Bearing kit	ZTNP15128 [79579]	Rear output shim kit
<b>Case Halves</b>		ZTNP16027 [78050]	Input thrust washer
ZTNP15608 [30830]	Front case half	<b>Clutches &amp; Clutch Parts</b>	
<b>Forks &amp; Fork Small Parts</b>		ZTNP16111 [74203]	Mode clutch sleeve
ZTINSK229 [79612]	Fork insert kit	ZTNP16112 [77419]	Range clutch sleeve
ZTNP15618 [74809]	Range fork	<b>Small Parts Kits</b>	
ZTNP15621A [79327]	Mode fork, w/spring	ZTSP228-9-50 [79367]	Small parts kit
ZTNP15635 [73660]	Mode fork	<b>Speedometer Gears</b>	
ZTNP15636 [76593]	Mode fork	ZTNP15461 [71732]	Speedo gear
<b>Mainshafts, Input Shafts &amp; Output Shafts</b>		<b>Sprockets &amp; Hubs</b>	
ZTNP15786 [73574]	Input shaft	ZTNP15285 [76227]	Sprocket carrier
<b>Seals</b>			
ZTSEA29869 [77806]	Front output seal		

## NP231

PART #	Description	PART #	Description
<b>Bearing Kits</b>		ZTTSK231JA [76025]	Gasket & Seal kit, Jeep Liberty
ZTBK231 [73873]	Bearing kit, wide input bearing	<b>Gaskets &amp; Gasket Sets</b>	
ZTBK231A [71193]	Bearing kit, wide narrow bearing	ZTGASTC2030-6 [71352]	Adapter Gasket
ZTBK231J [72372]	Bearing kit, wide narrow bearing	ZTNP22612 [70231]	Case to rear retainer gasket
ZTBK231JA [77357]	Bearing kit, '02 & up Liberty, narrow input bearing	<b>Mainshafts, Input Shafts &amp; Output Shafts</b>	
<b>Case Halves</b>		NP241 [74612]	Input shaft, 23 spline, 5" long
ZTNP16222 [70895]	Tail housing	ZTNP15636629 [76240]	Input shaft
ZTNP16421 [30832]	Faront case half, 231J	ZTNP16228 [75437]	Input shaft, 231J
ZTNP16721 [75746]	Rear case half	ZTNP16758 [78307]	Input shaft, Jeep, 21 spline, 4 1/8"
ZTNP17026 [30836]	Front case half	ZTNP17449 [76723]	Input shaft, '94 & down, 231J, 1" bearing, 4.17" long
ZTNP17462 [75593]	Tail housing, '98 & up	ZTNP17609 [72808]	Mainshaft, 231J, 15 3/4" long
ZTNP20356 [74263]	Front case half, late 231 Jeep & Chrysler	ZTNP17843 [70970]	Mainshaft, Chrysler, 27 spline
ZTNP33280 [78666]	Front case half, Jeep Liberty	ZTNP17949 [76953]	Input shaft, 231D
ZTNP83503572 [73284]	Front case half, '87-'93, w/switch	ZTNP19014 [78474]	Mainshaft, '95 & up 231C & 241C
<b>Chains</b>		ZTNP19061 [79430]	Input shaft, '95 & up, 23 spline, 4 1/4"
ZTCHHV022 [74851]	Chain, 1 5/16" wide	ZTNP20362 [73986]	Mainshaft, 231J
ZTCHHV027 [71578]	Chain, narrow, 1 1/16" wide	ZTNP4796956 [78052]	Input shaft
<b>Forks &amp; Fork Small Parts</b>		ZTNP5015432AA [73614]	Input shaft, 231D, 4 1/4" long
ZTBSH15547404 [74311]	Range fork bushing	ZTNP83503141 [73042]	Mainshaft, 15 7/8" long
ZTINSK207 [77133]	Fork pad kit	<b>Small Parts &amp; Miscellaneous</b>	
ZTNP16267 [78137]	Mode fork	ZTBSHWT243-62B [74627]	Tail bushing
ZTNP17790 [79286]	Mode fork, '94 & up Chrysler	ZTNP15832 [70540]	Vacuum switch, 4 prong
ZTNP17833 [72275]	Range fork	ZTNP16217 [73836]	Oil filter
ZTNP4167969 [70666]	Fork pads	ZTNP16354 [74004]	Extension assembly, '88-'97 Dakota
ZTNP4219073 [71380]	Center mode fork pad	ZTNP16437 [71448]	Planetary thrust washer
ZTNP4338376 [72298]	Center range fork pad	ZTNP17795 [76321]	Rear bearing retainer, Chrysler
<b>Gasket &amp; Seal Kits</b>		ZTNP17823 [73909]	Mode synchro sleeve
ZTTSK231J [70382]	Gasket & Seal kit, '95 & up Jeep	ZTNP17863 [79130]	Annulus gear
		ZTNP208-K [78326]	Spring key kit

Continued on next page

## NP231(Cont.)

PART #	Description	PART #	Description
ZTNP231-SLEEVE [70754]	Input sleeve		
ZTNP31809 [79227]	Mainshaft dust shield, 32 spline		
ZTNP3821558 [73037]	Input bearing snap ring		
ZTNP4338910 [74248]	Planetary snap ring		
ZTNP4338941 [75237]	Oil pickup tube		
ZTNP4338944 [77560]	Oil tube		
ZTNP4338949 [78501]	Rear bearing retainer		
ZTNP4338956 [76016]	Vacuum o-ring		
<b>Oil Pumps</b>			
ZTNP16209 [75841]	Oil pump, 38 spline		
<b>Seals</b>			
ZTSEA11778 [74175]	Front output seal		
ZTSEA15514 [73792]	Front output seal		
ZTSEA15578 [71123]	Output yoke seal, rubber		
ZTSEA19129 [71741]	Rear seal, non-tail style		
ZTSEA22306 [78037]	Oil pump seals		
ZTSEA31219 [72622]	Front output seal, '02 & up Liberty, large		
ZTSEA5065 [71008]	Seal, 2002 Liberty rear		
<b>Small Parts Kits</b>			
ZTSP231-50 [78216]	Small parts kit		
<b>Speedometer Gears</b>			
ZTSPD16276 [74563]	Speedo gear		
<b>Sprockets &amp; Hubs</b>			
ZTNP16206 [74168]	Front output shaft sprocket		
ZTNP19043 [73875]	Drive sprocket		
ZTNP19114 [79287]	Range hubs		
ZTNP4636963 [71152]	Drive sprocket		
<b>Small Parts &amp; Miscellaneous (Cont.)</b>			
ZTNP4446478 [75689]	Rear mainshaft snap ring		
ZTNP4798123 [73258]	Rear output dust boot		
ZTNP4897956AA [70730]	Rear retainer		
ZTNP49863 [70703]	Vacuum switch		
ZTNP5016615AA [77776]	Mainshaft dust shield, 27 spline		
ZTNP83503527 [72897]	Input-to-planetary snap ring		
<b>Synchronizers &amp; Blockers</b>			
ZTNP17915 [71566]	Mode synchro		
ZTSR15547 [78695]	Synchro ring		
<b>Yokes</b>			
ZTNP50-7906 [78949]	Slip yoke eliminator		
ZTY20370 [78831]	Yoke		
<b>Planetaries &amp; Planetary Parts</b>			
ZTNP17869 [74527]	Planetary, '94 & up		
ZTNP53006087 [71583]	Planetary		

## NP233

PART #	Description	PART #	Description
<b>Bearing Kits</b>			
ZTBK230 [75232]	Bearing kit, GM		
ZTBK230A [71312]	Bearing kit, wide input bearing		
ZTBK430 [73023]	Bearing kit, '01 & up Chrysler		
<b>Case Halves</b>			
ZTNP16721 [75746]	Rear case half		
<b>Chains</b>			
ZTCHHV027 [71578]	Chain, narrow		
<b>Forks &amp; Fork Small Parts</b>			
ZTINSK207 [77133]	Fork pad kit		
ZTNP17896 [77325]	Range fork, '88-'95		
ZTNP17921 [73730]	Range fork, '95 & up		
ZTNP24668 [79421]	Mode fork		
ZTNP37284 [78419]	Range fork pad		
<b>Gaskets &amp; Gasket Sets</b>			
ZTGASTC2030-6 [71352]	Adapter Gasket		
<b>Planetaries &amp; Planetary Parts</b>			
ZTNP19017 [74558]	Planetary, 4 pin		
<b>Shift Motors</b>			
ZTSM600-900 [70464]	Shift motor, 233C		
ZTSM600-902 [78059]	Shift motor		
<b>Small Parts &amp; Miscellaneous</b>			
ZTNP16217 [73836]	Oil filter		
ZTNP83503527 [72897]	Input-to-planetary snap ring		
<b>Sprockets &amp; Hubs</b>			
ZTNP17982 [75149]	Range hub		
ZTNP51007 [76862]	Range hub		
<b>Synchronizers &amp; Blockers</b>			
ZTSR15547 [78695]	Synchro ring		
<b>Gasket &amp; Seal Kits</b>			
ZTTSK233 [70966]	Gasket & Seal kit		
ZTTSK233D [72878]	Gasket & Seal kit, Chrysler		
<b>Seals</b>			
ZTSEA11778 [74175]	Front output seal		

## NP236

PART #	Description	PART #	Description
<b>Bearing Kits</b>			
ZTBK333 [79489]	Bearing kit		
<b>Case Halves</b>			
ZTNP31334 [71224]	Rear case half		
<b>Chains</b>			
ZTCHHV062 [77528]	Chain, GM & Jeep Liberty		
<b>Gasket &amp; Seal Kits</b>			
ZTTSK136 [75616]	Gasket & Seal kit		
<b>Clutches &amp; Clutch Parts</b>			
ZTNP12100 [70969]	Clutch disc		
ZTNP12120 [75180]	Clutch plate		
<b>Forks &amp; Fork Small Parts</b>			
ZTINSK236 [73970]	Fork insert kit		
ZTNP26542 [74780]	Range fork		
ZTNP30081 [73529]	Mode fork, '98-'02		

Continued on next page

## NP236 (Cont.)

PART #	Description	PART #	Description
<b>Oil Pumps</b>			
ZTNP16686 [74145]	Oil pump	ZTSM600-901 [74488]	Shift motor, D-shaped shift shaft
<b>Seals</b>			
ZTSEA22452 [72525]	Front output seal	ZTNP30412 [74119]	Drain plug
ZTSEA22507 [73987]	Rear seal	ZTNPBRNY4080 [78889]	Case saver
ZTSEA22507TT0 [73897]	Rear seal		
ZTSEA5018919AA [78993]	Tail housing plug seal, oblong	<b>Sprockets &amp; Hubs</b>	
		ZTNP17982 [75149]	Range hub

## NP241

PART #	Description	PART #	Description
<b>Bearing Kits</b>			
ZTBK241 [74469]	Bearing kit, 241, wide input bearing, small pocket bearing	ZTNP1300-139-027 [77168]	Rear mainshaft snap ring
ZTBK241A [70575]	Bearing kit, 241D, wide input bearing, small pocket bearing	ZTNP15547383 [75113]	Small detent plunger
ZTBK241B [74647]	Bearing kit, '97-'02 Chrysler 241DHD, narrow input bearing, large pocket bearing	ZTNP15832 [70540]	Vacuum switch, 4 prong
ZTBK241C [78467]	Bearing kit, '97-'02 Chrysler, 241DHD, wide input bearing, 1 piece tail	ZTNP16172 [72048]	Small detent spring
ZTBK241D [71376]	Bearing kit, 241D, '88-'92, wide input bearing	ZTNP16205 [70354]	Synchro snap ring
ZTBK241E [75159]	Bearing kit, 241D, '02 & up, wide input bearing	ZTNP16217 [73836]	Oil filter
ZTBK241J [77187]	Bearing kit, '02 & up Jeep Rubicon 241D, wide input bearing	ZTNP16437 [71448]	Planetary thrust washer
		ZTNP17474 [72103]	Mounting stud
<b>Gasket &amp; Seal Kits</b>			
ZTTSK241 [76152]	Gasket & Seal kit	ZTNP17520 [70925]	Range hub snap ring
ZTTSK241A [74005]	Gasket & Seal kit, '97 & up	ZTNP17522 [73035]	Range hub sleeve, '93 & up
ZTTSK241D [72328]	Gasket & Seal kit, '02 & up	ZTNP17773 [71163]	Mode synchro sleeve, '94 & up
ZTTSK241J [71470]	Gasket & Seal kit, Jeep	ZTNP17777 [76661]	Synchro key
<b>Case Halves</b>			
ZTNP16334 [30831]	Front case half, '88-'93 241D	ZTNP17778 [70661]	Synchro spring, '94 & up
ZTNP17024 [30835]	Front case half	ZTNP17823 [73909]	Mode synchro sleeve
ZTNP21653 [76233]	Rear case half, '94-'01 241D	ZTNP17863 [79130]	Annulus gear
ZTNP24961 [72945]	Tail housing, '99 & up	ZTNP208-K [78326]	Spring key kit
ZTNP26614 [72311]	Front case half, 241DLD	ZTNP21654 [72710]	Rear bearing retainer
ZTNP41018 [75133]	Front case half, '03-'14 Jeep Rubicon	ZTNP219-2126 [74421]	Input shaft & mainshaft bearing plug
ZTNP41880 [72609]	Rear case half, '03-'06 Jeep Rubicon	ZTNP21971 [70316]	Indicator switch
ZTNP41902 [75377]	Rear case half, '02 & up Chrysler	ZTNP22403 [70040]	Snap ring
ZTNP4746124 [73521]	Front case half, 241DHD	ZTNP231-SLEEVE [70754]	Input sleeve
ZTNP5015449AA [78030]	Front case half, '94-'02 Chrysler 241DLD	ZTNP241-K [71621]	Spring key kit
<b>Chains</b>			
ZTCHHV031 [78102]	Chain	ZTNP24959 [76861]	Rear mainshaft snap ring, '97 & up
ZTCHHV081 [78762]	Chain, '02-'04	ZTNP29133 [77226]	Planetary washer, Jeep
<b>Forks &amp; Fork Small Parts</b>			
ZTINSK207 [77133]	Fork pad kit	ZTNP31809 [79227]	Mainshaft dust shield, 32 spline
ZTNP17543 [73424]	Range fork	ZTNP3821558 [73037]	Input bearing snap ring
ZTNP17790 [79286]	Mode fork, '94 & up Chrysler	ZTNP4338910 [74248]	Planetary snap ring
ZTNP17833 [72275]	Range fork	ZTNP4338956 [76016]	Vacuum o-ring
ZTNP4167969 [70666]	Fork pads	ZTNP4338995 [73038]	Oil pickup screen, GM Blazer & Suburban
ZTNP4219073 [71380]	Center mode fork pad	ZTNP4338997 [74301]	Speed sensor snap ring
ZTNP4338376 [72298]	Center range fork pad	ZTNP44716 [71562]	Synchro snap ring
ZTNP4338974 [76595]	Range fork assembly	ZTNP49863 [70703]	Vacuum switch
ZTNP4778690 [76662]	Mode fork	ZTNP5016615AA [77776]	Mainshaft dust shield, 27 spline
ZTNP5093596AA [79559]	Range fork, '07 & up Jeep Rubicon	ZTNP52155 [72520]	Input retainer, '07 & up Jeep
ZTNP5093597AA [74791]	Range fork, '07 & up Mode Rubicon	ZTNP83503523 [77297]	Oil tube
		ZTNP83503527 [72897]	Input-to-planetary snap ring
<b>Planetaries &amp; Planetary Parts</b>			
ZTNP17869 [74527]	Planetary, '94 & up	<b>Seals</b>	
ZTNP17944 [79613]	Planetary, '93 & up	ZTSEA15514 [73792]	Front output seal
<b>Speedometer Gears</b>			
ZTSPD16276 [74563]	Speedo gear	ZTSEA18662 [76005]	Front output seal
<b>Gaskets &amp; Gasket Sets</b>			
ZTGASTC2030-9 [74586]	Adapter Gasket	ZTSEA18676 [75740]	Front output seal
ZTNP22408 [74415]	Tail housing gasket	ZTSEA21938 [74761]	Rear seal
		ZTSEA22306 [78037]	Oil pump seals
		ZTSEA33982 [74467]	Seal, 241DHD
		ZTSEA44435 [70552]	Seal
<b>Synchronizers &amp; Blockers</b>			
ZTNP17772 [71627]	Synchro hub, '94 & up Chrysler		
ZTNP17915 [71566]	Mode synchro		
ZTNP4329524 [78123]	Synchro ring		
ZTSR15547 [78695]	Synchro ring		
ZTSR17779 [72423]	Synchro ring, '96 & up		

## NP241 (Cont.)

PART #	Description	PART #	Description
<b>Mainshafts, Input Shafts &amp; Output Shafts</b>		<b>Sprockets &amp; Hubs</b>	
NP241 [74612]	Input shaft, 23 spline, 5" long	ZTNP15307 [74808]	Driven sprocket
ZTNP16959 [77310]	Input shaft, 241C 700	ZTNP16066 [78621]	Driven sprocket
ZTNP17118 [76569]	Input shaft, 241C 400	ZTNP16247 [78363]	Drive sprocket
ZTNP17953 [77782]	Input shaft, '94 & up 241DHD	ZTNP17521 [73507]	Range hub, '93 & up Chrysler
ZTNP17954 [77384]	Input shaft, 241DLD & 241DHD	ZTNP17813 [78317]	Drive sprocket, '94 & up
ZTNP19014 [78474]	Mainshaft, '95 & up 231C & 241C	ZTNP17814 [76393]	Drive sprocket
ZTNP19019 [77873]	Input shaft, '95 & up	ZTNP19114 [79287]	Range hubs
ZTNP19020 [75499]	Input shaft, '95 & up	ZTNP24271 [72111]	Synchro hub
ZTNP20480 [71679]	Mainshaft, '96 & down 241DHD, 19 1/2" long	ZTNP68001928AA [71904]	Range hub, '07 & up Jeep Rubicon
ZTNP20482 [73179]	Mainshaft, '96 & down 241DHD 18 1/2" long		
ZTNP21288 [73901]	Input shaft, '98 & up 241DHD, 23 spline		
ZTNP22390 [74317]	Input shaft, 23 spline, 5" long		
ZTNP22409 [75729]	Input shaft, manual		
ZTNP24955 [72519]	Mainshaft, 1997 Chrysler 241DHD, 31 spline, w/snapring grooves		
ZTNP24955-1 [72816]	Mainshaft, '98 & up Chrysler 241DHD, 31 spline, 19 3/8", w/o speedo grooves		
ZTNP32179 [76775]	Input shaft, 23 spline, 4.2" long		
ZTNP4338991 [71317]	Front output shaft		
ZTNP4746146 [72664]	Front output shaft, '94-'02 241DHD		
		<b>Yokes</b>	
		ZTY3-3-5631X [77994]	Yoke, 1410 u/joint, 31 spline, 7 3/4" long, '97 7 up
		ZTY40040694 [75438]	Yoke, 1480 u/joint, 31 spline, '97 & up Chrysler
		<b>Oil Pumps</b>	
		ZTNP16209 [75841]	Oil pump, 38 spline
		ZTNP50898 [75533]	Oil pump, '97 & up, 31 spline
		<b>Small Parts Kits</b>	
		ZTSP241-50 [77642]	Small parts kit

## NP241C

PART #	Description
<b>Chains</b>	
ZTCHHV025 [78547]	Chain

## NP242

PART #	Description	PART #	Description
<b>Bearing Kits</b>		<b>Oil Pumps</b>	
ZTBK242 [75883]	Bearing kit	ZTNP16209 [75841]	Oil pump, 38 spline
ZTBK242B [72206]	Bearing kit, '94 & up 242J, narrow input bearing		
ZTBK242C [71747]	Bearing kit, '02 & up Liberty	<b>Planetaries &amp; Planetary Parts</b>	
ZTBK242D [74339]	Bearing kit, '98-'03 Chrysler, wide input bearing	ZTNP4796903 [76013]	Planetary, '94 & up
<b>Case Halves</b>		<b>Seals</b>	
ZTNP16222 [70895]	Tail housing	ZTSEA19129 [71741]	Rear seal, non-tail style
ZTNP16426 [30833]	Front case half, 242J	ZTSEA5065 [71008]	Seal, 2002 Liberty rear
ZTNP4886373AA [76127]	Rear case half, 242J		
<b>Chains</b>		<b>Small Parts &amp; Miscellaneous</b>	
ZTCHHV028 [79326]	Chain	ZTNP16217 [73836]	Oil filter
<b>Forks &amp; Fork Small Parts</b>		ZTNP16662 [76526]	Range shift hub
ZTNP21222 [75442]	Range fork	ZTNP4798123 [73258]	Rear output dust boot
ZTNP4167969 [70666]	Fork pads	ZTNP83503524 [71028]	Rear bearing retainer
		ZTNP83503527 [72897]	Input-to-planetary snap ring
		ZTNP83503542 [75586]	Mode sleeve
<b>Gasket &amp; Seal Kits</b>		<b>Small Parts Kits</b>	
ZTTSK242 [74753]	Gasket & Seal kit	ZTSP242-50 [73545]	Small parts kit
<b>Mainshafts, Input Shafts &amp; Output Shafts</b>		<b>Sprockets &amp; Hubs</b>	
ZTNP16275 [74637]	Front output shaft, '87-'95 Cherokee	ZTNP16345 [77258]	Drive sprocket
ZTNP19061 [79430]	Input shaft, '95 & up, 23 spline, 4 1/4"	ZTNP16365 [77122]	Driven sprocket
ZTNP32179 [76775]	Input shaft, 23 spline, 4.2" long	ZTNP19068 [78225]	Range shift hub

## NP241C

PART #	Description
<b>Chains</b>	
ZTCHHV025 [78547]	Chain

## NP242

PART #	Description	PART #	Description
<b>Bearing Kits</b>			
ZTBK242 [75883]	Bearing kit	ZTNP16209 [75841]	Oil pump, 38 spline
ZTBK242B [72206]	Bearing kit, '94 & up 242J, narrow input bearing	<b>Planetarys &amp; Planetary Parts</b>	
ZTBK242C [71747]	Bearing kit, '02 & up Liberty	ZTNP4796903 [76013]	Planetary, '94 & up
ZTBK242D [74339]	Bearing kit, '98-'03 Chrysler, wide input bearing	<b>Seals</b>	
<b>Case Halves</b>			
ZTNP16222 [70895]	Tail housing	ZTSEA19129 [71741]	Rear seal, non-tail style
ZTNP16426 [30833]	Front case half, 242J	ZTSEA5065 [71008]	Seal, 2002 Liberty rear
ZTNP4886373AA [76127]	Rear case half, 242J	<b>Small Parts &amp; Miscellaneous</b>	
<b>Chains</b>			
ZTCHHV028 [79326]	Chain	ZTNP16217 [73836]	Oil filter
<b>Forks &amp; Fork Small Parts</b>			
ZTNP21222 [75442]	Range fork	ZTNP16662 [76526]	Range shift hub
ZTNP4167969 [70666]	Fork pads	ZTNP4798123 [73258]	Rear output dust boot
<b>Gasket &amp; Seal Kits</b>			
ZTTSK242 [74753]	Gasket & Seal kit	ZTNP83503524 [71028]	Rear bearing retainer
<b>Mainshafts, Input Shafts &amp; Output Shafts</b>			
ZTNP16275 [74637]	Front output shaft, '87-'95 Cherokee	ZTNP83503527 [72897]	Input-to-planetary snap ring
ZTNP19061 [79430]	Input shaft, '95 & up, 23 spline, 4 1/4"	ZTNP83503542 [75586]	Mode sleeve
ZTNP32179 [76775]	Input shaft, 23 spline, 4.2" long	<b>Small Parts Kits</b>	
<b>Sprockets &amp; Hubs</b>			
ZTSP242-50 [73545]	Small parts kit	ZTNP16345 [77258]	Drive sprocket
<b>Shift Motors</b>			
ZTSM600-902 [78059]	Shift motor	ZTNP16365 [77122]	Driven sprocket
<b>Small Parts &amp; Miscellaneous</b>			
ZTNP1300-139-027 [77168]	Rear mainshaft snap ring	ZTNP19068 [78225]	Range shift hub
ZTNP16217 [73836]	Oil filter		
ZTNP4338910 [74248]	Planetary snap ring		
ZTNP83503527 [72897]	Input-to-planetary snap ring		
<b>Sprockets &amp; Hubs</b>			
ZTNP15307 [74808]	Driven sprocket		
ZTNP17982 [75149]	Range hub		
ZTNP20939 [72498]	Drive sprocket, '96-'99		
<b>Synchronizers &amp; Blockers</b>			
ZTSR20938 [74744]	Synchro ring, '96 & up		
<b>Gasket &amp; Seal Kits</b>			
ZTTSK241D [72328]	Gasket & Seal kit, '02 & up		
ZTTSK243 [70933]	Gasket & Seal kit		
<b>Seals</b>			
ZTSEA22306 [78037]	Oil pump seals		

## NP243

PART #	Description	PART #	Description
<b>Bearing Kits</b>			
ZTBK332 [70236]	Bearing kit, '95 & up		
<b>Case Halves</b>			
ZTNP41902 [75377]	Rear case half, '02 & up Chrysler		
<b>Chains</b>			
ZTCHHV025 [78547]	Chain		
<b>Forks &amp; Fork Small Parts</b>			
ZTINSK207 [77133]	Fork pad kit		
ZTNP17991 [78895]	Range fork, '95 & up		
ZTNP24668 [79421]	Mode fork		
<b>Oil Pumps</b>			
ZTNP16209 [75841]	Oil pump, 38 spline		
<b>Planetarys &amp; Planetary Parts</b>			
ZTNP17869 [74527]	Planetary, '94 & up		
<b>Seals</b>			
ZTSEA22306 [78037]	Oil pump seals		

## NP244

PART #	Description	PART #	Description
<b>Bearing Kits</b>			
ZTBK371B [30820]	Bearing kit, w/o fork pads	ZTNPNP244-70 [72037]	Range fork outer insert
ZTBK424 [71994]	Bearing kit, '01 & up Durango, 11 bolt case	ZTNPNP244-71 [75287]	Range fork inner insert
<b>Case Halves</b>			
ZTNP47995 [79281]	Front case half, '01-'06 Chrysler 244D	<b>Shift Motors</b>	
ZTNP5013858AA [79030]	Rear case half, 244D	ZTSM600-902 [78059]	Shift motor
<b>Chains</b>			
ZTCHHV084 [71313]	Chain, Durango, for double sprocket		



# NP245

## PART #

### Chains

ZTCHHV090 [77685] Chain, '05 & up Jeep

### Clutches & Clutch Parts

ZTNP44995 [77581] Clutch drum  
ZTNP49491 [70591] Clutch pressure plate, inner

### Seals

ZTSEA45355 [75544] Input seal  
ZTSEA45579 [76794] Front output yoke sleeve  
ZTSEA46440 [72642] Front output yoke sleeve

## Description

## PART #

### Forks & Fork Small Parts

ZTNP48835 [30861] Mode fork, w/rail  
ZTNP49495 [30862] Range fork

### Small Parts & Miscellaneous

ZTNP45163 [73382] Nylon washer, 3 tab  
ZTNP83503527 [72897] Input-to-planetary snap ring

### Sprockets & Hubs

ZTNP21400 [30906] Range hub  
ZTNP44318 [70089] Inner clutch hub

## Description

# NP246

## PART #

### Bearing Kits

ZTBK351 [71674] Bearing kit, '98-'05  
ZTBK351A [71618] Bearing kit, '06 & up Chrysler

### Case Halves

ZTNP30597 [75917] Front case half, '99-'02 246C  
ZTNP30603-30961 [74174] Rear case half  
ZTNP30603-30961KIT [71297] Rear case kit  
ZTNP30603-30961MAG [77884] Rear case half  
ZTNP42410 [70071] Front case half, '03 & up 246C  
ZTNP42410RP [71643] Front case half, 246C  
ZTNP56319 [30840] Front case half, 246D  
ZTNP56319RP [77065] Front case half, Chrysler

### Chains

ZTCHHV072 [79590] Chain, 1 1/4" wide  
ZTCHHV090 [77685] Chain, '05 & up Jeep

### Clutches & Clutch Parts

ZTNP12100 [70969] Clutch disc  
ZTNP12120 [75180] Clutch plate  
ZTNP22478 [70628] Clutch spring, '98-'00  
ZTNP22479 [78980] Clutch drum snap ring  
ZTNP22497 [70981] Clutch pressure plate  
ZTNP24854 [77920] Clutch drum  
ZTNP27745 [79124] Clutch pressure plate  
ZTNP28399 [78376] Clutch spring, 3 tab  
ZTNP29879 [78771] Clutch pack shim, 0.12"  
ZTNP29880 [74771] Clutch pack shim, 0.16"  
ZTNP29882 [70088] Clutch pack shim, 0.26"  
ZTNP29884 [79066] Clutch pack shim, 0.36"  
ZTNP29886 [78334] Clutch pack shim, 0.46"  
ZTNP29888 [75020] Clutch pack shim, 0.56"  
ZTNP41382 [75263] Clutch spring, 4"  
ZTNP52761 [78875] Clutch hub, '98-'07  
ZTNP52761-2 [78602] Clutch hub, '02-'07  
ZTNP52766 [78703] Clutch pressure plate, '04-'07

### Forks & Fork Small Parts

ZTINSK207 [77133] Fork pad kit  
ZTINSK236 [73970] Fork insert kit  
ZTNP23748 [71355] Main shift fork rail  
ZTNP26542 [74780] Range fork  
ZTNP30081 [73529] Mode fork, '98-'02  
ZTNP40966 [30858] Mode fork

### Gasket & Seal Kits

ZTTSK136 [75616] Gasket & Seal kit  
ZTTSK245J [79246] Gasket & Seal kit, '05 & up Jeep  
ZTTSK246 [74214] Gasket & Seal kit

### Gaskets & Gasket Sets

ZTGASTC2030-9 [74586] Adapter Gasket

### Mainshafts, Input Shafts & Output Shafts

ZTNP29733 [73935] Front output shaft  
ZTNP50109 [30872] Mainshaft

### Oil Pumps

ZTNP16686 [74145] Oil pump

## Description

## PART #

### Planetaries & Planetary Parts

ZTNP17869 [74527] Planetary, '94 & up  
ZTNP19017 [74558] Planetary, 4 pin

### Seals

ZTSEA22306 [78037] Oil pump seals  
ZTSEA22441 [79387] Seal  
ZTSEA22507 [73987] Rear seal  
ZTSEA22507TTO [73897] Rear seal  
ZTSEA23740 [77551] Front output seal  
ZTSEA30138 [71305] Front output seal  
ZTSEA4435 [70552] Seal  
ZTSEA5018919AA [78993] Tail housing plug seal, oblong

### Shift Cams, Shafts & Rails

ZTNP45528 [73383] Spined shift cam

### Shift Motors

ZTSM600-901 [74488] Shift motor, D-shaped shift shaft  
ZTSM600-910 [77216] Shift motor, splined shaft

### Small Parts & Miscellaneous

ZTNP16217 [73836] Oil filter  
ZTNP16684 [71978] Oil pump snap ring  
ZTNP17863 [79130] Annulus gear  
ZTNP22449 [73731] Tone wheel  
ZTNP22451 [71892] Snap ring  
ZTNP22495 [74340] Snap ring  
ZTNP22506 [76255] Rear mainshaft bearing outer snap ring  
ZTNP246BOLTKIT [74204] Case half bolt kit  
ZTNP26070 [77492] Front case stud  
ZTNP26162 [73998] Vent  
ZTNP27746 [76531] Apply plate spring, '01-'03  
ZTNP27985 [71740] Oil pump washer  
ZTNP29781 [76274] Coated plunger  
ZTNP30412 [74119] Drain plug  
ZTNP4338910 [74248] Planetary snap ring  
ZTNP45395 [70860] Mounting stud  
ZTNP54319 [78537] Oil pump clip  
ZTNP83503527 [72897] Input-to-planetary snap ring  
ZTNPBRNY4080 [78889] Case saver  
ZTNP109R [75948] Seal installation tool

### Small Parts Kits

ZTSP246-50 [73366] Small parts kit

### Sprockets & Hubs

ZTNP17982 [75149] Range hub  
ZTNP31269 [78936] Sprocket

### Yokes

ZTY12479383 [74992] Yoke, w/4L80 trans, 32 spline, 1 1.25" x 2.55" pattern, 7.8", w/o dampner  
ZTY12479384 [79090] Yoke, w/4L80 trans, 32 spline, 1 1.25" x 2.55" pattern, 7.8", w/ dampner  
ZTY2-3-14241X [73753] Yoke, 1330 u/joint, 32 spline, 1.032" x 3.62", 7.3" long  
ZTY2-3-14831X [77026] Yoke, 1330 u/joint, 32 spline, 1.032" x 3.62", 7.3" long  
ZTY3-3-6421X [76196] Yoke, 1.18" x 4.188" pattern, 8" long, outer snap ring  
ZTY40021420 [76751] Rear slip yoke, 1.18" x 3.62" pattern, 7.75" long, outer snap ring  
ZTY5001646 [71549] Yoke, 1.18" x 4.188" pattern, 8" long

## NP247

PART #	Description	PART #	Description
<b>Bearing Kits</b>			
ZTBK484 [76337]	Bearing kit, '98 & up Jeep	ZTSEA19060 [75863]	Front output seal
<b>Chains</b>			
ZTCHHV071 [76617]	Chain	ZTSEA25952 [79665]	Seal
<b>Forks &amp; Fork Small Parts</b>			
ZTNP17833 [72275]	Range fork	ZTSEA5018919AA [78993]	Tail housing plug seal, oblong
<b>Gasket &amp; Seal Kits</b>			
ZTTSK247 [70255]	Gasket & Seal kit	ZTSEAS012 [76729]	O-ring
<b>Mainshafts, Input Shafts &amp; Output Shafts</b>			
ZTNP27304 [78204]	Input shaft	<b>Small Parts &amp; Miscellaneous</b>	
ZTNP5012313AA [73400]	Mainshaft	ZTNP25502 [78203]	Oil filter
<b>Planetaries &amp; Planetary Parts</b>			
ZTNP4796903 [76013]	Planetary, '94 & up	ZTNP5013014AA [76937]	Mainshaft thrust washer
<b>Sprockets &amp; Hubs</b>			
		ZTNP5013015AA [76504]	Mainshaft snap ring
		ZTNP83503527 [72897]	Input-to-planetary snap ring
<b>Viscous Couplers</b>			
		ZTNP25446 [78589]	Sprocket
		ZTNP26948 [77279]	Range hub
		ZTNP25457 [74539]	Viscous coupler, New
		ZTNP25457R [72125]	Viscous coupler, Rebuilt

## NP249

PART #	Description	PART #	Description
<b>Bearing Kits</b>			
ZTBK196 [75931]	Bearing kit	ZTNP16686 [74145]	Oil pump
ZTBK249J [78500]	Bearing kit, '90-'94 Jeep	ZTNP29074 [74928]	Oil pump
ZTBK249JA [75739]	Bearing kit, '94 & up 249J	<b>Planetaries &amp; Planetary Parts</b>	
<b>Case Halves</b>			
ZTNP16667 [30834]	Rear case half, 249J	ZTNP4796903 [76013]	Planetary, '94 & up
ZTNP17238 [30837]	Front case half	ZTNP53006087 [71583]	Planetary
ZTNP30603-30961 [74174]	Rear case half, Alum.	<b>Small Parts &amp; Miscellaneous</b>	
ZTNP30603-30961KIT [71297]	Rear case kit	ZTNP16217 [73836]	Oil filter
ZTNP30603-30961MAG [77884]	Rear case half, Mag.	ZTNP16662 [76526]	Range shift hub
<b>Chains</b>			
ZTCHHV034 [71014]	Chain	ZTNP17509 [30898]	Differential assembly
<b>Clutches &amp; Clutch Parts</b>			
ZTNP16659 [30851]	Clutch shaft	ZTNP17554 [30899]	Extension housing
<b>Forks &amp; Fork Small Parts</b>			
ZTNP17833 [72275]	Range fork	<b>Sprockets &amp; Hubs</b>	
ZTNP21222 [75442]	Range fork	ZTNP17548 [30903]	Drive sprocket
ZTNP4167969 [70666]	Fork pads	ZTNP17549 [30904]	Sprocket carrier
ZTNP4167970 [76819]	Rear fork center pads	ZTNP17555 [30905]	Output shaft driven sprocket
<b>Gasket &amp; Seal Kits</b>			
ZTTSK249 [72197]	Gasket & Seal kit	ZTNP19068 [78225]	Range shift hub
<b>NP249 Seals</b>			
ZTSEA19244 [73293]	Input seal	<b>Viscous Couplers</b>	
		ZTNP26677 [76594]	Viscous coupler
		ZTNP26677R [78138]	Viscous coupler
<b>Mainshafts, Input Shafts &amp; Output Shafts</b>			
ZTNP17822 [72758]	Input shaft, 249J, 23 spline	<b>Planetaries &amp; Planetary Parts</b>	
ZTNP19061 [79430]	Input shaft, '95 & up, 23 spline, 4 1/4"	ZTNP4796903 [76013]	Planetary, '94 & up
ZTNP19063 [30868]	Mainshaft, '96-'98 249J	ZTNP53006087 [71583]	Planetary

## NP261

PART #	Description	PART #	Description
<b>Case Halves</b>			
ZTNP21943 [74111]	Front case half, 261XHD	ZTTSK245J [79246]	Gasket & Seal kit, '05 & up Jeep
ZTNP25900 [75754]	Rear case half, XHD	ZTTSK261 [71715]	Gasket & Seal kit
ZTNP25900AFT [74403]	Rear case half, XHD	ZTTSK261XHD [71175]	Gasket & Seal kit, XHD
ZTNP25900AFTKIT [78687]	Rear case half	<b>Bearing Kits</b>	
ZTNP30603-30961 [74174]	Rear case half, Alum.	ZTBK371 [78552]	Bearing kit, '95 & up
ZTNP30603-30961KIT [71297]	Rear case kit	ZTBK371A [75111]	Bearing kit, auto trans
ZTNP30603-30961MAG [77884]	Rear case half, Mag.	<b>Forks &amp; Fork Small Parts</b>	
ZTNP30959 [78439]	Front case half	ZTINSK261 [78815]	Fork insert kit
ZTNP30959RP [78061]	Front case half	ZTNP16199 [71669]	Mode fork return spring
<b>Chains</b>			
ZTCHHV069 [70070]	Chain, wide, part time	ZTNP17833 [72275]	Range fork
ZTCHHV072 [79590]	Chain, 1 1/4" wide	ZTNP27756 [78763]	Mode fork
ZTCHHV074 [72650]	Chain, 1 1/2" wide	ZTNP37284 [78419]	Range fork pad
<b>Planetaries &amp; Planetary Parts</b>			
		ZTNP17869 [74527]	Planetary, '94 & up

Continued on next page

## NP261 (Cont.)

PART #	Description	PART #	Description
<b>Oil Pumps</b>			
ZTNP16686 [74145]	Oil pump	ZTNP25847 [74129]	Front output shaft
ZTNP25904 [78790]	Oil pump, 49 spline	ZTNP25890 [74608]	Input shaft, 27 spline
<b>Seals</b>			
ZTSEA22507 [73987]	Rear seal	ZTNP27718 [74309]	Mainshaft, 32 spline
ZTSEA22507TTO [73897]	Rear seal	ZTNP29733 [73935]	Front output shaft
ZTSEA22441 [79387]	Seal	ZTNP42740 [77839]	Input shaft
ZTSEA23740 [77551]	Front output seal	ZTNP47936 [75724]	Mainshaft
ZTSEA30138 [71305]	Front output seal	ZTNP48714 [73071]	Mainshaft, 49 spline
ZTSEA4435 [70552]	Seal	<b>Sprockets &amp; Hubs</b>	
ZTSEAA5012 [76729]	O-ring	ZTNP21965 [74001]	Drive/Driven sprocket
ZTSEAFNJ-16 [70557]	Shift shaft seal	ZTNP26948 [77279]	Range hub
<b>Small Parts &amp; Miscellaneous</b>			
ZTNP21969 [79494]	Reluctor wheel	ZTNP27720 [79186]	Sprocket clutch gear
ZTNP22451 [71892]	Snap ring	ZTNP27721 [71428]	Sprocket carrier
ZTNP22506 [76255]	Rear mainshaft bearing outer snap ring	ZTNP40910 [76246]	Drive/Driven sprocket, 1.5" wide
ZTNP24576 [76298]	Tone wheel, 38 spline	ZTNP45109 [79484]	Sprocket carrier
ZTNP25502 [78203]	Oil filter	<b>Synchronizers &amp; Blockers</b>	
ZTNP25902 [73630]	Tone wheel, 49 spline	ZTNP41061 [78907]	Mode synchro assembly
ZTNP26070 [77492]	Front case stud	ZTNP54069 [77633]	Mode synchro assembly
ZTNP27025 [72192]	Shift cam support	ZTSR21635 [71318]	Synchro ring, center fiber
ZTNP27761 [74297]	Range sleeve, hub	ZTSR26081 [73597]	Synchro ring outer blocker
ZTNP29781 [76274]	Coated plunger	ZTSR27722 [78857]	Synchro ring inner blocker
ZTNP30412 [74119]	Drain plug	<b>Yokes</b>	
ZTNP35212 [76845]	Oil tube	ZTY12479383 [74992]	Yoke, w/4L80 trans, 32 spline, 1.125" x 2.55" pattern, 7.8", w/o dampner
ZTNP4338910 [74248]	Planetary snap ring	ZTY3-3-6421X [76196]	Yoke, 1.18" x 4.188" pattern, 8" long, outer snap ring
ZTNP54319 [78537]	Oil pump clip	ZTY40021420 [76751]	Rear slip yoke, 1.18" x 3.62" pattern, 7.75" long, outer snap ring
ZTNP83503527 [72897]	Input-to-planetary snap ring	ZTY5001646 [71549]	Yoke, 1.18" x 4.188" pattern, 8" long
ZTNPBRNY4080 [78889]	Case saver	ZTY5001672 [73639]	Yoke, 1480 u/joint, 1.374" x 4.18" pattern, 8.34" long, Magna
ZTNP109R [75948]	Seal installation tool	ZTY5001683 [74249]	Yoke, 1410 u/joint, 1.188" x 4.180" pattern, 8.34" long
<b>Small Parts Kits</b>			
ZTSP261-50 [76311]	Small parts kit		

## NP263

PART #	Description	PART #	Description
<b>Bearing Kits</b>			
ZTBK371 [78552]	Bearing kit, '95 & up	ZTGASTC2030-9 [74586]	Adapter Gasket
ZTBK371A [75111]	Bearing kit, auto trans	<b>Mainshafts, Input Shafts &amp; Output Shafts</b>	
<b>Case Halves</b>			
ZTNP25900 [75754]	Rear case half, XHD	ZTNP25847 [74129]	Front output shaft
ZTNP25900AFT [74403]	Rear case half, XHD	ZTNP25890 [74608]	Input shaft, 27 spline
ZTNP25900AFTKIT [78687]	Rear case half	ZTNP27718 [74309]	Mainshaft, 32 spline
ZTNP30603-30961 [74174]	Rear case half, Alum	ZTNP29733 [73935]	Front output shaft
ZTNP30603-30961KIT [71297]	Rear case kit	ZTNP42740 [77839]	Input shaft
ZTNP30603-30961MAG [77884]	Rear case half, Mag.	ZTNP43996 [70221]	Input shaft, 263XHD
ZTNP45544 [76322]	Front case half, 263HD	ZTNP47936 [75724]	Mainshaft
ZTNP45545 [78568]	Front case half, 263XHD	ZTNP48714 [73071]	Mainshaft, 49 spline
<b>Forks &amp; Fork Small Parts</b>			
ZTINSK261 [78815]	Fork insert kit	<b>Oil Pumps</b>	
ZTINSK271 [78718]	Fork insert kit	ZTNP16686 [74145]	Oil pump
ZTNP16199 [71669]	Mode fork return spring	ZTNP25904 [78790]	Oil pump, 49 spline
ZTNP23748 [71355]	Main shift fork rail	<b>Yokes</b>	
ZTNP27756 [78763]	Mode fork	ZTY12479383 [74992]	Yoke, w/4L80 trans, 32 spline, 1.125" x 2.55" pattern, 7.8", w/o dampner
ZTNP29227 [78312]	Range fork washer	ZTY3-3-6421X [76196]	Yoke, 1.18" x 4.188" pattern, 8" long, outer snap ring
ZTNP29228 [74510]	Range fork spring	ZTY40021420 [76751]	Rear slip yoke, 1.18" x 3.62" pattern, 7.75" long, outer snap ring
ZTNP32096 [30857]	Range fork bracket	ZTY5001646 [71549]	Yoke, 1.18" x 4.188" pattern, 8" long
ZTNP37284 [78419]	Range fork pad	ZTY5001672 [73639]	Yoke, 1480 u/joint, 1.374" x 4.18" pattern, 8.34" long, Magna
ZTNP41819 [76190]	Range fork	ZTY5001683 [74249]	Yoke, 1410 u/joint, 1.188" x 4.180" pattern, 8.34" long
ZTNP43682 [72877]	Range fork	<b>Synchronizers &amp; Blockers</b>	
<b>Chains</b>			
ZTCHHV069 [70070]	Chain, wide, part time	ZTNP41061 [78907]	Mode synchro assembly
ZTCHHV074 [72650]	Chain, 1 1/2" wide	ZTNP4329524 [78123]	Synchro ring
<b>Gasket &amp; Seal Kits</b>			
ZTTSK261 [71715]	Gasket & Seal kit	ZTNP54069 [77633]	Mode synchro assembly
ZTTSK261XHD [71175]	Gasket & Seal kit, XHD	ZTNP54069 [77633]	Synchro ring, center fiber
		ZTSR26081 [73597]	Synchro ring outer blocker
		ZTSR27722 [78857]	Synchro ring inner blocker

Continued on next page

## NP263 (Cont.)

PART #	Description	PART #	Description
<b>Small Parts &amp; Miscellaneous</b>		<b>Small Parts Kits</b>	
ZTNP17174 [77238]	Detent spring	ZTSP261-50 [76311]	Small parts kit
ZTNP17777 [76661]	Synchro key		
ZTNP17863 [79130]	Annulus gear	<b>Shift Cams, Shafts &amp; Rails</b>	
ZTNP2124518 [70082]	Input snap ring	ZTNP45541 [73057]	Shift cam
ZTNP21969 [79494]	Reluctor wheel		
ZTNP22451 [71892]	Snap ring	<b>Planetary &amp; Planetary Parts</b>	
ZTNP22506 [76255]	Rear mainshaft bearing outer snap ring	ZTNP17869 [74527]	Planetary, '94 & up
ZTNP22511 [78526]	Detent plug		
ZTNP24576 [76298]	Tone wheel, 38 spline	<b>Seals</b>	
ZTNP25502 [78203]	Oil filter	ZTSEA21938 [74761]	Rear seal
ZTNP25902 [73630]	Tone wheel, 49 spline	ZTSEA22507 [73987]	Rear seal
ZTNP26070 [77492]	Front case stud	ZTSEA22507TTO [73897]	Rear seal
ZTNP26162 [73998]	Vent	ZTSEA23740 [77551]	Front output seal
ZTNP29781 [76274]	Coated plunger	ZTSEA30138 [71305]	Front output seal
ZTNP30412 [74119]	Drain plug	ZTSEA4435 [70552]	Seal
ZTNP35212 [76845]	Oil tube	ZTSEAA5012 [76729]	O-ring
ZTNP4338910 [74248]	Planetary snap ring		
ZTNP54319 [78537]	Oil pump clip	<b>Sprockets &amp; Hubs</b>	
ZTNP83503527 [72897]	Input-to-planetary snap ring	ZTNP21965 [74001]	Drive/Driven sprocket
ZTNPBRNY4080 [78889]	Case saver	ZTNP26948 [77279]	Range hub
ZTNP109R [75948]	Seal installation tool	ZTNP27720 [79186]	Sprocket clutch gear
		ZTNP27721 [71428]	Sprocket carrier
		ZTNP40910 [76246]	Drive/Driven sprocket, 1.5" wide
		ZTNP41817 [75867]	Range hub
		ZTNP43681 [72112]	Range hub
		ZTNP45109 [79484]	Sprocket carrier
<b>Shift Motors</b>			
ZTSM600-907 [79017]	Shift motor, '02 & down GM, 2 pin pigtail		
ZTSM600-909 [73340]	Shift motor, '03-'07, 5 pin pigtail		

## NP271

PART #	Description	PART #	Description
<b>Bearing Kits</b>		<b>Seals</b>	
ZTBK485 [70069]	Bearing kit, '99 & up Ford	ZTSEA23504 [71356]	Shift shaft seal
ZTBK485A [78381]	Bearing kit, '03 & up Chrysler	ZTSEA24288 [70781]	Rear output seal
		ZTSEA25626 [72384]	Input seal
		ZTSEA38249 [72041]	Rear output seal, Chrysler
<b>Case Halves</b>		<b>Small Parts &amp; Miscellaneous</b>	
ZTNP24276 [75920]	Rear case half, '98 & up	ZTB5H45379 [72468]	Tail bushing, Chrysler
ZTNP26962 [72817]	Front case half, '98 & up Ford	ZTNP17823 [73909]	Mode synchro sleeve
ZTNP44701 [77100]	Rear extension housing	ZTNP17988 [71931]	Vent tube
ZTNP46903-46905 [70729]	Front case half, Chrysler	ZTNP24281 [73775]	Rear mainshaft snap ring
ZTNP51403 [30838]	Rear housing, '08-'13, 8.75" long, 2.83" O.D.	ZTNP31914 [75543]	Shift cam support nut
		ZTNP32419 [77018]	Shift cam, Chrysler, cast # IFC-32420
		ZTNP40877 [75408]	Indicator switch, Chrysler, 1.5" Hex
		ZTNP42295 [74772]	Shift cam support lug washer
		ZTNP45395 [70860]	Mounting stud
		ZTNP46234 [75964]	Shift cam, Chrysler, cast # 46234
		ZTNP48403 [78431]	Oil screen
		ZTNP83503527 [72897]	Input-to-planetary snap ring
<b>Chains</b>		<b>Small Parts Kits</b>	
ZTCHHV064 [71158]	Chain	ZTSP271-50 [76538]	Small parts kit
<b>Forks &amp; Fork Small Parts</b>		<b>Sprockets &amp; Hubs</b>	
ZTINSK207 [77133]	Fork pad kit	ZTNP24271 [72111]	Synchro hub
ZTINSK271 [78718]	Fork insert kit	ZTNP38304 [79449]	Range hub
ZTNP24262 [78410]	Mode fork	ZTNP40910 [76246]	Drive/Driven sprocket, 1.5" wide
ZTNP37284 [78419]	Range fork pad	ZTNP45952 [75947]	Sprocket carrier
ZTNP41113 [77609]	Range fork		
ZTNP41815 [71887]	Range fork	<b>Yokes</b>	
ZTNP41815K [30860]	Range fork	ZTY5183084AA [78736]	Slip yoke, 1480 u/joint, 34 spline, w/o balancer, 9.75" long, 2.3" seal dia.
		ZTY5183091AA [74060]	Slip yoke, 1480 u/joint, 34 spline, w/ balancer, 9.75" long, 2.3" seal dia.
		ZTY68003178AA [79540]	Slip yoke, 1480 u/joint, 34 spline, w/ balancer, 9.75" long, 2.3" seal dia.
<b>Mainshafts, Input Shafts &amp; Output Shafts</b>			
ZTNP24257 [79175]	Input shaft, 31 spline		
ZTNP26605 [70965]	Input shaft, '99-'03 Ford 6 speed, 24 spline		
ZTNP42757 [71281]	Mainshaft		
ZTNP43218 [76241]	Mainshaft update kit, 271F		
ZTNP44631 [75233]	Input shaft, 34 tooth		
ZTNP44924 [74210]	Input shaft, Chrysler, 23 spline		
ZTNP44926 [70851]	Input shaft, Chrysler, 29 spline		
ZTNP45078 [70121]	Mainshaft, Chrysler		
ZTNP46018 [78411]	Front output shaft		
ZTNP49146 [77622]	Mainshaft, Chrysler		



Continued on next page

## NP271 (Cont.)

### PART # Oil Pumps

ZTNP25519 [72771]

### Description

Oil pump

### Gasket & Seal Kits

ZTTSK273 [75192]

Gasket & Seal kit

ZTTSK273D [78425]

Gasket & Seal kit, '03 & up Chrysler

## NP273

### PART # Bearing Kits

ZTBK485A [78381]

Bearing kit, '03 & up Chrysler

### Description

### PART #

ZTSEA23504 [71356]

Shift shaft seal

ZTSEA24288 [70781]

Rear output seal

ZTSEA25626 [72384]

Input seal

ZTSEA38249 [72041]

Rear output seal, Chrysler

### Case Halves

ZTNP24247 [77025]

Front case half

ZTNP24276 [75920]

Rear case half, '98 & up

ZTNP44701 [77100]

Rear extension housing

ZTNP46903-46905 [70729]

Front case half, Chrysler

ZTNP46905 [78825]

Front case half, Chrysler

ZTNP51403 [30838]

Rear housing, '08-'13, 8.75" long, 2.83" O.D.

### Shift Cams, Shafts & Rails

ZTNP38255 [73631]

Shift cam, Chrysler

### Shift Motors

ZTSM600-805 [72665]

Shift motor, 273F

### Chains

ZTCHHV064 [71158]

Chain

### Small Parts & Miscellaneous

ZTBSH45379 [72468]

Tail bushing, Chrysler

ZTNP17823 [73909]

Mode synchro sleeve

ZTNP17988 [71931]

Vent tube

ZTNP24281 [73775]

Rear mainshaft snap ring

ZTNP48403 [78431]

Oil screen

ZTNP49173 [30901]

Shift cam, Chrysler

ZTNP83503527 [72897]

Input-to-planetary snap ring

### Gasket & Seal Kits

ZTTSK273 [75192]

Gasket & Seal kit

ZTTSK273C [77134]

Gasket & Seal kit, GM Topkick

ZTTSK273D [78425]

Gasket & Seal kit, '03 & up Chrysler

### Forks & Fork Small Parts

ZTINSK271 [78718]

Fork insert kit

ZTNP17896 [77325]

Range fork, '88-'95

ZTNP24262 [78410]

Mode fork

ZTNP37284 [78419]

Range fork pad

ZTNP41224 [72842]

Range fork

ZTNP41224K [30859]

Range fork

### Small Parts Kits

ZTSP271-50 [76538]

Small parts kit

### Sprockets & Hubs

ZTNP40910 [76246]

Drive/Driven sprocket, 1.5" wide

ZTNP45952 [75947]

Sprocket carrier

### Mainshafts, Input Shafts & Output Shafts

ZTNP26605 [70965]

Input shaft, '99-'03 Ford 6 speed, 24 spline

ZTNP42757 [71281]

Mainshaft, updated Ford

ZTNP43219 [78507]

Mainshaft update kit

ZTNP44631 [75233]

Input shaft, 34 tooth

ZTNP44924 [74210]

Input shaft, Chrysler, 23 spline

ZTNP44926 [70851]

Input shaft, Chrysler, 29 spline

ZTNP45078 [70121]

Bolt yoke Mainshaft, Chrysler

ZTNP46018 [78411]

Front output shaft

ZTNP49146 [77622]

Slip Yoke Mainshaft, Chrysler

### Synchronizers & Blockers

ZTNP26549 [74067]

Inner synchro ring

ZTNP30131 [72189]

Outer synchro ring

ZTSR30130 [76602]

Synchro ring fiber blocker

### Yokes

ZTY5183084AA [78736] Slip yoke, 1480 u/joint, 34 spline, w/o balancer, 9.75" long, 2.3" seal dia.

ZTY5183091AA [74060] Slip yoke, 1480 u/joint, 34 spline, w/ balancer, 9.75" long, 2.3" seal dia.

ZTY68003178AA [79540] Slip yoke, 1480 u/joint, 34 spline, w/ balancer, 9.75" long, 2." seal dia.

### Oil Pumps

ZTNP25519 [72771]

Oil pump

## NP273

### PART # Shift Motors

ZTSM600-935 [72759]

Shift motor, '05-'12, splined shaft

ZTSM600-936 [79010]

Shift motor, '03-'04, double-D shaft

### Description

## NV143

### PART # Case Halves

ZTNP52095 [30839]

Front case half, '07-'11

### Description

## NV144

PART #	Description
<b>Shift Motors</b>	
ZTSMUMM1144 [78712]	Shift motor, 144D

## NV233

PART #	Description	PART #	Description
<b>Shift Motors</b>		<b>Small Parts &amp; Miscellaneous</b>	
ZTSM600-935 [72759]	Shift motor, '05-'12, splined shaft	ZTNP51412 [74211]	Sensor hole plug
ZTSM600-936 [79010]	Shift motor, '03-'04, double-D shaft		

## NV244

PART #	Description
<b>Shift Motors</b>	
ZTSM600-935 [72759]	Shift motor, '05-'12, splined shaft
ZTSM600-936 [79010]	Shift motor, '03-'04, double-D shaft
ZTSM600-935 [75340]	Shift motor, '04 & up Durango, splined shift shaft

## NV245

PART #	Description
<b>Shift Motors</b>	
ZTSM600-915 [74736]	Shift motor

## NV246

PART #	Description
<b>Shift Motors</b>	
ZTSM600-915 [74736]	Shift motor

## NV273

PART #	Description
<b>Shift Motors</b>	
ZTSM600-935 [72759]	Shift motor, '05-'12, splined shaft
ZTSM600-936 [79010]	Shift motor, '03-'04, double-D shaft

## Quadra-Trac

PART #	Description
<b>Chains</b>	
ZTCHHV007 [76024]	Chain
ZTTSK1305 [30863]	Gasket & Seal kit
ZTGASGS100138 [76421]	Adapter Gasket

## Range Rover

PART #	Description
<b>Shift Motors</b>	
ZTSMIGH500040 [73536]	Shift motor, '04-'13 Range Rover

# Suzuki

PART #	Description	PART #	Description
<b>Bearing Kits</b>			
ZTBK236 [78049]	Bearing kit, Samurai	<b>Gasket &amp; Seal Kits</b>	
ZTBK236A [76052]	Bearing kit, '89 & up	ZTTSK236 [78287]	Gasket & Seal kit, Samurai
ZTBK236B [30819]	Bearing kit, '02 & up	<b>Gaskets &amp; Gasket Sets</b>	
		ZTGASSUZ-55 [74526]	Gasket Set, Samurai

# T10

PART #	Description
<b>Gaskets &amp; Gasket Sets</b>	
ZTGAS10-55 [75359]	Gasket Set

# T150

PART #	Description	PART #	Description
<b>Bearing Kits</b>			
ZTBK501 [73969]	Bearing kit, '04-'12	<b>Seals</b>	
		ZTSEA97238997 [79498]	Seal, '04-'12 rear
		ZTSEA97238999 [71262]	Seal, '04-'12
<b>Forks &amp; Fork Small Parts</b>			
ZT15097234499 [30852]	Fork roller, '04-'12	<b>Small Parts &amp; Miscellaneous</b>	
ZT15097300106 [79409]	Range fork, 04-'12	ZTBSH97381424 [77334]	Tail bushing, '04-'12
<b>Gasket &amp; Seal Kits</b>			
ZTTSK150 [74241]	Gasket & Seal kit, '04-'12	<b>Sprockets &amp; Hubs</b>	
		ZT15097358245 [73677]	Range hub, '04-'12
<b>Planetarys &amp; Planetary Parts</b>			
ZT15097358244 [70145]	Planetary plate, '04-'12 Range hub, '04-'12 Range hub, '04-'12		

# T18

PART #	Description
<b>Gaskets &amp; Gasket Sets</b>	
ZTGASTC2030-10 [75840]	Gasket Set
ZTGASTC2030-20 [75351]	Adapter Gasket, Jeep

# T56

PART #	Description
<b>Seals</b>	
ZTSEA1300-044-013 [71816]	Rear output seal, AeroStar

# Toyota

PART #	Description	PART #	Description
<b>Bearing Kits</b>			
ZTBK195 [74831]	Bearing kit, '78-'88	<b>Seals</b>	
ZTBK195A [74114]	Bearing kit, '87 & up w/R151	ZTSEAASH42 [78758]	O-ring, H42
ZTBK195B [30816]	Bearing kit, '90 & up		



# Nation's #1 drivetrain choice for installers



**USA Standard Gear®** offers the widest selection of aftermarket Manual Transmission and Transfer Case Components for thousands of applications. Affordability with no sacrifice to quality makes our line the clear choice for OE Replacement Drivetrain Parts you can depend on.

Find what you need at:

[www.usastandardgear.com](http://www.usastandardgear.com)





## Manual Transmission Component Parts

Manual transmission component parts from USA Standard Gear are available for many domestic & import applications including: NV4500, NV5600, NSG370, G56, S650, & many more.



**The Standard for Driving Confidence.**

## 41TE

PART #	Description	PART #	Description
<b>Shift Motors</b>		<b>Small Parts &amp; Misc.</b>	
ZTSM600-935 [72759]	Shift motor, '05-'12, splined shaft	ZTNP51412 [74211]	Sensor hole plug
ZTSM600-936 [79010]	Shift motor, '03-'04, double-D shaft		

## 48RE

PART #	Description
<b>Small parts</b>	
ZMKITTC48REAC [74020]	Support, '03 & up Chrysler

## A151

PART #	Description
<b>Small parts</b>	
ZMAX15-K5 [76001]	Spring key kit, w/ non-updated 5th gear

## A230

PART #	Description
<b>Small parts</b>	
ZMSP307-50 [78193]	Small parts kit

## A250

PART #	Description
<b>Synchros, Blockers &amp; Parts</b>	
ZMSRWT243-14M [71937]	2nd & 3rd blocker, Dodge 3 speed

## A435

PART #	Description	PART #	Description
<b>Seals</b>			
ZMSEA21103 [75272]	Rear seal	ZMSEA24910 [77804]	Rear seal ,2WD

## A525

PART #	Description	PART #	Description
<b>Bearing Kits</b>		<b>Forks, Pads &amp; Parts</b>	
ZMBK138WS [77322]	83 & up, w/ synchros	ZM5354295519 [76586]	Fork pad, black

## A535

PART #	Description	PART #	Description
<b>Forks, Pads &amp; Parts</b>		<b>Small parts</b>	
ZM5354295519 [76586]	Fork pad, black	ZM53515105 [72687]	Front case plug
<b>Transmission Gears</b>		ZM535-6 [76082]	Input retainer
ZM535-19 [76118]	5th gear	<b>Seals</b>	
<b>Synchros, Blockers &amp; Parts</b>		ZMSEA19211 [76215]	Rear seal, 4WD
ZM535-2.5 [77753]	3rd, 4th, 5th & reverse synchro assembly	ZMSEA19601 [75624]	Rear seal, 4WD

# A578

## PART #

### Bearing Kits

ZMBK414 [74848]	95-'00 Chrysler passenger car, 5 speed
ZMBK414A [77245]	01 & up Chrysler passenger car
ZMBK414AWS [77658]	01 & up Chrysler passenger car, w/ synchros
ZMBK414WS [76877]	95 & up Chrysler passenger car, 5 speed, w/ synchros

### Forks, Pads & Parts

ZMA5784874137 [78984]	5th & reverse fork
ZMT3554796649AB [79335]	1st & 2nd fork
ZMT3554796650 [70506]	3rd & 4th fork

## Description

## PART #

### Seals

ZMSEA5415 [75953]

## Description

Shift shaft seal

### Synchros, Blockers & Parts

ZMA5784761119 [77321]	Reverse synchro ring bearing
ZMSRA578-14 [79074]	3rd, 4th, 5th & reverse cone blocker
ZMSRA578-14A [76468]	1st & 2nd outer blocker, brass
ZMSRA578-14B [74126]	1st & 2nd inner blocker, brass
ZMSRA578-14C [75462]	1st & 2nd center blocker, steel
ZMSRK414A [75229]	Synchro ring kit, FWD

# A833

## PART #

### Bearing Kits

ZMBK130 [73182]	81 & up
ZMBK130WS [77519]	81 & up GM, w/ synchros
ZMBK340 [73685]	Chrysler passenger car
ZMBK340-1 [74694]	64-'69 Chrysler B-Body, 23 spline input
ZMBK340-2 [76119]	70 & up Chrysler car, 23 spline input, small block engine
ZMBK340-3 [75611]	70 & up Chrysler car, 23 spline input, big block engine
ZMBK340-4 [78199]	66-'67 Chrysler passenger car, 18 spline input
ZMBK340-5 [77743]	68-'74 Chrysler passenger car, 18 spline input
ZMBK340WS [77554]	Chrysler passenger car, 4 speed, w/ synchros
ZMBK341 [70172]	76-'79 Chrysler passenger car, 4 speed
ZMBK341WS [74550]	76-'79 Chrysler passenger car, 4 speed, w/ synchros

### Clusters & Cluster Gears

ZM833-8F [79278]	76-'80 Cluster
ZM833WT294-8 [76519]	Cluster, '64-'70, 23 spline, 2.66 ratio
ZM833WT294-8A [30571]	Cluster, '64-'75, 23 spline, 3.09 ratio
ZM833WT294-8C [70351]	Cluster, '66-'70, 18 spline, 2.65 ratio
ZM833WT294-8E [76154]	Cluster, '71-'75, 18 spline, 2.44 ratio

### Forks, Pads & Parts

ZM833WT294-23 [73994]	1st & 2nd fork, '64-'69
-----------------------	-------------------------

### Gaskets & Gasket Sets

ZMGAS294-55 [75396]	Gasket set
ZMGAS294-55A [71609]	Gasket set, '66-'75
ZMGSK340 [72700]	Gasket seal kit
ZMGSK833 [70786]	Gasket seal kit

### Input Shafts

ZM833-16E [74327]	76-'80, 24 tooth
ZM833-16F [72033]	23 spline
ZM833WT294-16 [75857]	Input shaft, '64-'70, 23 spline, 24 tooth
ZM833WT294-16B [70266]	Input shaft, '66-'70, 18 spline, 21 tooth

### Seals

ZM8334531216AB [73644]	Booted rear seal
ZMSEA10515 [76540]	Input seal, 23 spline
ZMSEA11733 [71922]	Input seal, 18 spline
ZMSEA15535 [75135]	Rear seal, small

## Description

## PART #

ZMSEAAS114 [75634]

## Description

O-ring

### Small parts

ZM83395938 [30572]	Cluster shaft needle bearing spacers
ZM833GL038 [72961]	3rd & 4th shift shaft, '64-'69
ZM833GL221 [74516]	1st & 2nd shift shaft, '64-'69
ZM833NP117920 [77023]	Front countershaft plug
ZM833P4529694 [74295]	Input retainer, 23 spline
ZM833P4529695 [73867]	Retainer, 4.8" O.D., 3.7" bolt pattern
ZM833P4529696 [75823]	Retainer, 4.8" O.D., 4.16" bolt pattern
ZM833P4529697 [75450]	Input retainer, 18 spline
ZM833WT294-3 [79647]	Countershaft pin
ZMBSHT85-62 [72013]	Tail bushing

### Hubs & Sliders

ZM833S-811 [77792]	1st & 2nd hub slider
ZM833S-812 [76459]	3rd & 4th hub slider, '70-'75

### Small parts kits

ZMSP294-50 [75222]	Small parts kit
--------------------	-----------------

### Synchros, Blockers & Parts

ZM8336024131 [77327]	3rd & 4th synchro snap ring
ZM833833-2.5A [71436]	3rd & 4th synchro assembly
ZM833WT294-80C [74011]	1st & 2nd synchro assembly, '70-'81
ZM833WT307-2.5A [74258]	3rd & 4th synchro assembly, '70-'75
ZMSRW294-14 [70937]	Synchro ring, early
ZMSRW294-14 [70746]	Synchro ring

### Transmission Gears

ZM833-21G [74855]	2nd gear
ZM833878430 [75697]	Overdrive gear, 18 tooth
ZM8334295104 [74865]	Reverse idler gear
ZM833GKA [73675]	64-'70 gear kit, 23 spline, 2.66 ratio
ZM833WT294-11 [72909]	3rd gear, '64-'70, 29 tooth
ZM833WT294-11C [70138]	3rd gear, '66-'70, 26 tooth, 2.65 ratio
ZM833WT294-12 [70350]	1st gear, '64-'76, 23 spline, 35 tooth
ZM833WT294-12A [73821]	1st gear, '66-'75, 18 spline, 33 tooth
ZM833WT294-21 [77356]	2nd gear, '64-'70, 23 spline, 34 tooth
ZM833WT294-21C [74103]	2nd gear, '66-'70, 18 spline, 30 tooth

# Acura

## PART #

### Bearing Kits

ZMBK323 [70503]	86-'87 Legend, 5 speed
ZMBK323WS [79341]	86-'87 Legend, 5 speed, w/ synchros
ZMBK350 [76804]	90 & up Integra, 5 speed
ZMBK390 [71090]	92 & up Integra & Civic, 1.6L
ZMBK390AWS [74582]	1993 Integra, w/ synchros
ZMBK390B [71736]	97-'01 Integra, 1.8L, 5 speed
ZMBK390BWS [78729]	97-'01 Integra, 1.8L, 5 speed, w/ synchros
ZMBK390WS [75525]	92 7 up Integra & Civic V-Tec, w/ synchros
ZMBK391 [74289]	94 & up Integra GS, 1.8L, 5 speed
ZMBK391WS [73926]	94 & up Integra GS, 1.8L, 5 speed, w/ synchros
ZMBK483A [74298]	02-'06 RSX, 5 & 6 speed

## Description

## PART #

### Seals

ZMSEA15847 [71209]	Differential seal, Civic & Integra
ZMSEA3146 [77313]	Differential seal, Legend
ZMSEA5402 [74672]	Shifter seal, '02 & up Civic
ZMSEA6995 [77679]	Shift shaft seal, '02 & up Civic
ZMSEAC3-45 [70275]	Shift shaft seal, Legend

## Description

### Synchros, Blockers & Parts

ZMSRHON-14C [77587]	1st & 2nd blocker, Legend
ZMSRHON-14D [76228]	3rd & 4th blocker, Legend

# AR5

## PART #

### Synchros, Blockers & Parts

ZMSR19180579 [70161]	1st & 2nd synchro ring
ZMSR89048340 [79598]	4th gear synchro ring

## Description

## PART #

### Description

ZMSR89059573 [72731]	3rd gear synchro ring
ZMSR97164970 [71620]	5th gear synchro ring

# AX15

## PART #

### Bearing Kits

ZMBK163J [73264]	85 & up Jeep, 5 speed
ZMBK163JWS [76069]	85 & up Jeep, 5 speed, w/ synchros

## Description

## PART #

### Description

ZMSEA14730 [70810]	Rear seal, 2WD
ZMSEA19211 [76215]	Rear seal, 4WD
ZMSEA19601 [75624]	Rear seal, 4WD
ZMSEA2844 [77720]	Input seal

### Clusters & Cluster Gears

ZMAX15-8 [79285]	Cluster, '86 & up, 6 cylinder
------------------	-------------------------------

### Countershafts & Countershafts Gears

ZMAX83506242 [77620]	Countershaft clutch gear
----------------------	--------------------------

### Forks, Pads & Parts

ZMAX5252057 [77471]	1st & 2nd fork
ZMAX5252058 [73966]	3rd & 4th fork
ZMAX5252059 [70497]	5th fork

### Housings & Cases

ZMAX4636372 [74463]	Extension housing, Dakota, 4WD
ZMAX4636373 [73790]	Extension housing, '92 & up Wrangler, 4WD
ZMAX83506224 [76502]	Extension housing, Jeep

### Small parts

ZMAX15-144 [75552]	Mainshaft bearing retainer
ZMAX15-K5 [76001]	Spring key kit, w/ non-updated 5th gear
ZMAX4636382 [76291]	Front bearing retainer, Jeep & Dakota
ZMAX4864226X [78674]	Shifter seat, Toyota
ZMAX5252037 [77967]	Shift socket rail
ZMAX5252041 [72060]	Shift socket
ZMAX5252052 [73013]	Input retainer, '86-'91
ZMAX83503109 [78141]	Extension housing shift plug
ZMAX83506008 [70261]	Counter ball
ZMAX83506220 [70931]	Front countershaft bearing snap ring
ZMAX83506245 [78232]	5th counter spacer
ZMAX83506267 [72431]	5th cluster snap ring
ZMAX83506268 [72295]	5th mainshaft snap ring
ZMBSH33548-31010 [74234]	Shift lever bushing, Toyota

### Input Shafts

ZMAX15-16 [70832]	Input shaft, '86-'91
ZMAX15-16A [76587]	Input shaft, '92 & up, 10 spline
ZMAX4897049AA [75560]	Input shaft, 14 spline, Dakota 2.5L

### Seals

### Mainshafts & Mainshaft Gears

ZMAX15-21 [74891]	2nd mainshaft gear
ZMAX15-46 [77722]	5th gear mainshaft, 25 tooth
ZMAX4636379 [72822]	Mainshaft, 26 spline, Dakota & Jeep, 2WD
ZMAX4874288 [30574]	Mainshaft, 27 spline, 2WD
ZMAX83506243 [76273]	Mainshaft, 23 spline, Jeep, 4WD

### Synchros, Blockers & Parts

ZMAX15-15 [76786]	3rd & 4th synchro sleeve
ZMAX15-15C [79094]	5th synchro sleeve
ZMAX15-K1 [71757]	1st & 2nd synchro key kit
ZMAX15-K3 [77518]	3rd & 4th synchro key kit
ZMAX15-K5A [74397]	Spring key kit, w/ updated 5th gear
ZMAX4637532 [78710]	5th synchro keys
ZMAX4637534 [72308]	5th synchro springs
ZMAX83506086 [30575]	3rd & 4th synchro snap ring
ZMAX83506247 [70619]	1st & 2nd synchro hub
ZMAX83506248 [79015]	3rd & 4th synchro hub
ZMAX83506250 [70279]	1st & 2nd synchro keys
ZMAX83506251 [75838]	3rd & 4th synchro keys
ZMAX83506254 [79385]	1st & 2nd synchro springs
ZMAX83506255 [74006]	3rd & 4th synchro springs
ZMAX83506256 [75365]	5th synchro key
ZMSRTOY-14C [79082]	1st & 2nd blocker
ZMSRTOY-14D [76855]	3rd & 4th blocker
ZMSRTOY-14E [70377]	5th blocker

### Transmission Gears

ZMAX15-10 [77815]	Reverse idler gear
ZMAX15-11 [77428]	3rd gear, 31 tooth
ZMAX15-19 [78238]	5th gear upgrade kit
ZMAX15-36 [74307]	Reverse gear
ZMAX4636368 [76987]	1st gear

# AX18

## PART #

### Input Shafts

ZMBA10-16 [71302]	Input shaft, Peugeot, 26 tooth
-------------------	--------------------------------

## Description



## AX4

PART #	Description	PART #	Description
<b>AX4 Bearing Kits</b>			
ZMBK160A [77412]	84 & up Jeep	ZMBK161A [71896]	84-'87 Cherokee

## AX5

PART #	Description	PART #	Description
<b>Bearing Kits</b>			
ZMBK160A [77412]	84 & up Jeep		
ZMBK160AWS [78675]	84-'87 Jeep, w/ synchros		
ZMBK161A [71896]	84-'87 Cherokee		
ZMBK161LA [71798]	87 & up Jeep		
ZMBK161LAWS [72967]	87 & up Jeep, w/ synchros		
<b>Clusters &amp; Cluster Gears</b>			
ZMAX5-8A [70559]	Cluster, '88 & up, 4 cylinder		
<b>Countershafts &amp; Countershafts Gears</b>			
ZMAXG52-152 [79657]	5th countershaft clutch gear		
<b>Forks, Pads &amp; Parts</b>			
ZMAX4740236 [73623]	3rd & 4th sleeve & fork		
ZMAX4746656 [72495]	5th fork, '93 & up		
ZMAX83500527 [74487]	1st & 2nd fork & rail update		
ZMAX83500637 [77472]	5th fork, '93 & down		
ZMAX83502662 [75752]	1st & 2nd fork		
ZMAXT90105-06143 [70368]	Fork bolt		
<b>Housings &amp; Cases</b>			
ZMAX83506039 [78083]	Tail housing, Jeep		
<b>Input Shafts</b>			
ZMAX5-16A [77608]	Input shaft, '85-'87		
ZMAX5-16B [75490]	Input shaft, '87 & up Jeep		
<b>Small parts</b>			
ZMAX4864226X [78674]	Shifter seat, Toyota		
ZMAX4897133AA [30576]	Adapter		
ZMAX5-K3 [71494]	3rd & 4th spring key kit, '87 & down		
ZMAX5-K3A [71150]	3rd & 4th spring key kit, '88 & up		
ZMAX5-K5 [74827]	5th spring key kit		
ZMAX83500544 [76106]	Detent spring		
ZMAX83500546 [78173]	1st & 2nd rail snap ring		
ZMAX83500572 [78125]	Countershaft nut, Toyota		
ZMAX83500581 [79288]	Front snap ring, 2.05mm		
ZMAX83500583 [30577]	Cluster snap ring, 2.15mm		
ZMAX83500584 [77074]	Front cluster snap ring, 2.20mm		
ZMAX83500586 [76460]	Front cluster snap ring, 2.30mm		
ZMAX83500587 [77189]	5th mainshaft snap ring		
ZMAX83500623 [74078]	Drain plug		
ZMAX83500633 [76829]	Input retainer		
ZMAX83500641 [77185]	5th & reverse keys, Toyota		
ZMAX83500646 [73990]	Oil fill pipe		
ZMAX83502685 [77129]	Bearing retainer		
ZMAX83503112 [76780]	Input retainer, '87 & up		
ZMAX83506025 [74504]	5th gear spacer		
ZMAX83506026 [78107]	1st gear needle bearing sleeve		
ZMAX83506031 [73500]	1st gear needle bearing, '89 & up		
<b>Small parts continued</b>			
ZMAX83506034 [72742]	Retainer, '87 & up rear		
ZMAX83506036 [75893]	Shifter pod bolt		
ZMAX83506047 [79233]	3rd & 4th shifter rail		
ZMAX83506055 [70515]	3rd & 4th shifter rail		
ZMAX83506260 [78542]	5th cluster snap ring		
ZMAX83506264 [76726]	5th cluster snap ring		
ZMAX83506265 [79443]	5th cluster snap ring		
ZMAXG52-15 [74806]	5th & reverse sleeve, '93 & up		
ZMBSH33548-31010 [74234]	Shift lever bushing, Toyota		
<b>Mainshafts &amp; Mainshaft Gears</b>			
ZMAX5-21A [73385]	2nd mainshaft gear, '88 & up		
ZMAX83500551 [72122]	2nd mainshaft gear, '84-'88		
ZMAX83500559 [78153]	Mainshaft, '84-'86, 4WD		
ZMAX83503105 [74871]	Mainshaft, '87 & up, 4WD		
<b>Seals</b>			
ZMSEA11615 [71835]	Rear seal, Mitsubishi, Nissan, Ford & Mazda, 4WD		
ZMSEA14730 [70810]	Rear seal, 2WD		
ZMSEA19211 [76215]	Rear seal, 4WD		
ZMSEA19601 [75624]	Rear seal, 4WD		
<b>Small parts kits</b>			
ZMSPAX5-50 [79213]	Small parts kit		
<b>Synchros, Blockers &amp; Parts</b>			
ZMAX5-15 [77287]	5th & reverse synchro sleeve, '93 & down		
ZMAX5-K1 [76854]	1st & 2nd spring key kit		
ZMAX83500561 [79422]	1st & 2nd synchro hub		
ZMAX83500562 [78024]	3rd & 4th synchro hub, Toyota		
ZMAX83500564 [75934]	1st & 2nd synchro keys, Toyota		
ZMAX83500565 [71272]	3rd & 4th synchro keys		
ZMAX83500568 [74132]	3rd, 4th & 5th syncho springs		
ZMAX83500569 [75762]	1st & 2nd synchro springs		
ZMAX83500598 [70416]	3rd & 4th synchro & mainshaft snap ring		
ZMAX83506027 [77120]	3rd & 4th synchro hub, '88 & up		
ZMAX83506029 [76398]	3rd & 4th synchro key		
ZMRSRTQY-14 [70128]	3rd, 4th & 5th blocker		
ZMRSRTQY-14A [73879]	Synchro ring, Toyota		
<b>Transmission Gears</b>			
ZMAX-36 [76999]	Reverse gear		
ZMAX4897102AA [70297]	Reverse idler gear, 29 tooth, 1.275" I.D.		
ZMAX5-12A [74751]	1st gear, 33 tooth, '88 & up		
ZMAX83500550 [73191]	1st gear		
ZMAX83503555 [74957]	Reverse idler gear, 29 tooth, Toyota		
ZMAXG52-11 [74244]	3rd gear, '88 & up		
ZMAXG52-5 [75172]	5th gear set, Toyota		
ZMAXG52-5L [76597]	5th gear set, Toyota		

## C4

PART #	Description
<b>Yokes</b>	
ZMYYEY1330-5500 [71243]	1330 u/joint, 28 spline, 6" long

## C56

PART #	Description	PART #	Description
<b>Bearing Kits</b>		<b>Synchros, Blockers &amp; Parts</b>	
ZMBK418BWS [77859]	04 & up MR2 & Celica, 5 speed, w/ synchros	ZMC5633368-20090 [77555]	Synchro ring, Toyota
<b>Hubs &amp; Sliders</b>		ZMSR33038-20010 [78515]	2nd gear synchro ring
ZMC5633364-20051 [75022]	3rd & 4th slider	ZMSR33368-20061 [78636]	3rd gear synchro ring
ZMC56-40 [73976]	5th hub & slider	<b>Transmission Gears</b>	
<b>Small parts</b>		ZMC56-4 [78164]	4th gear set, Toyota
ZMC56-144 [72797]	Rear retainer, Toyota	ZMC56-5 [75591]	5th gear set, Toyota
ZMC56-394 [72382]	Differential, Toyota FWD	C60 Bearing Kits	
		ZMBK256 [77803]	00 & up Celica, 6 speed
		ZMBK256AWS [75261]	00 & up Celica, 6 speed, w/ synchros

## C60

PART #	Description
<b>Synchros, Blockers &amp; Parts</b>	
ZMSRK256 [75744]	Synchro ring kit, '00-'02 Celica, 6 speed

## CH465

PART #	Description	PART #	Description
<b>Clusters &amp; Cluster Gears</b>		<b>Small parts</b>	
ZM465WT304-34 [30580]	3rd gear cluster	ZM465335366 [70323]	Mainshaft locknut washer
ZM465WT304-3A [71588]	Cluster, '78 & up	ZM4653901177 [72012]	Input oil slinger
ZM465WT304-9A [77695]	Cluster drive gear, 40 tooth	ZM4653932267 [79114]	3rd gear thrust washer
<b>Forks, Pads &amp; Parts</b>		ZM465WT304-28 [75148]	Shifter
ZM4653727182 [72007]	Reverse fork retainer clip	ZM465WT304-28A [70759]	Shift stick
ZM4653978731 [74069]	Reverse fork shift spring	ZM465WT304-6 [78930]	Input retainer
ZM465WT304-23 [76566]	1st & 2nd fork	ZM465WT304-90 [72536]	Yoke nut, 2WD
ZM465WT304-23A [78632]	3rd & 4th fork, cast iron	ZM465WT304-90A [72522]	Mainshaft nut
ZM465WT304-23G [72247]	Reverse fork, '88 & up	ZM465WT304-91 [71493]	3rd & 4th countershaft spacer
ZM465WT304-23H [75030]	3rd & 4th fork	ZM465WT304-K1 [79085]	1st & 2nd key & spring kit
<b>Gaskets &amp; Gasket Sets</b>		ZM465WT304-K3 [70968]	3rd & 4th key & spring kit
ZMGAS304-55 [71359]	Gasket set, no seals	ZMBSHWT304-19 [71479]	2nd gear bushing, 1.84" long
ZMGSK129 [77285]	Gasket seal kit	ZMBSHWT304-19A [73842]	3rd gear bushing
<b>Input Shafts</b>		ZMBSHWT304-19B [71265]	1st gear bushing, 1.86" long
ZM465WT304-16 [74219]	68-'88, 1.5"	<b>Synchros, Blockers &amp; Parts</b>	
ZM465WT304-16A [72155]	68-'91	ZM465AWT304-2.5 [74344]	3rd & 4th synchro assembly
<b>Mainshafts &amp; Mainshaft Gears</b>		ZM465WT304-15 [75638]	3rd & 4th synchro sleeve
ZM465WT304-2A [73012]	Mainshaft, 15 5/8" long, 35 spline	ZM465WT304-2.5 [75874]	3rd & 4th synchro hub
ZM465WT304-2C [74531]	Mainshaft, 10 spline, 4WD	ZM465WT304-80 [72661]	1st & 2nd synchro assembly
<b>Seals</b>		ZMSRWT304-14A [77833]	3rd & 4th blocker
ZMSEA16054 [70614]	Input seal	ZMSRWT304-83A [74847]	2nd blocker
ZMSEA19982 [70160]	Rear seal, '88 & up, 2WD	<b>Transmission Gears</b>	
<b>Small parts kits</b>		ZM465WT304-10 [77579]	Reverse idler gear, 23 tooth
ZMSP304-50 [71542]	Small parts kit	ZM465WT304-11 [70112]	3rd gear
		ZM465WT304-11AX [76659]	3rd gear & sleeve kit
		ZM465WT304-12 [78483]	1st gear, 39 tooth
		ZM465WT304-21 [78691]	2nd gear
		ZM465WT304-36 [77159]	Reverse gear

# Chrysler

PART #	Description	PART #	Description
<b>Bearing Kits</b>		<b>Chrysler Input Shafts</b>	
ZMBK145 [79725]	80 & up D50, w/ double ball bearing	ZM50-16B [74950]	Dodge Raider
ZMBK145WS [74611]	80 & up D50, w/ double ball bearing, w/ synchros	<b>Chrysler Seals</b>	
ZMBK183WS [30634]	84-'87 Colt, w/ blockers	ZMSEA13947 [71162]	Rear seal, F150 & D50
ZMBK189 [70874]	87 & up Raider	ZMSEA13961 [75829]	Differential seal, Colt & Vista
ZMBK201 [30630]	81 & up Colt	ZMSEA13970 [78184]	Front output seal, '89-'93 Chrysler
ZMBK201WS [30629]	80-'85 Colt, Mitsubishi & Hyundai, FWD	ZMSEA14705 [78523]	Adapter seal
ZMBK204 [30633]	84 & up Colt & Hyundai, 4 speed	ZMSEA15835 [72414]	Rear axle seal, Caravan
ZMBK232A [73592]	87 & up Colt	ZMSEA16521 [74632]	Input seal, Chrysler
ZMBK232CWS [72938]	93 & up Colt, 5 speed, w/ synchros	ZMSEA23617 [79371]	Rear hub seal, '03-'06 Sprinter, SRW
ZMBK271 [30636]	84-'89 Colt & Vista, 4WD	ZMSEA26153 [76710]	Full time Front hub seal, Chrysler
ZMBK274 [72844]	87 & up FWD, 5 speed	ZMSEA29485 [70988]	Rear hub seal, '03-'06 Sprinter, DRW
ZMBK274WS [30649]	87 & up FWD, 5 speed, w/ synchros	ZMSEA33807 [74033]	Wheel seal, Chrysler
ZMBK308AWS [78370]	92-'05 Ram, w/ synchros	ZMSEA68026295AA [72707]	Front output shaft, '08-'11 Dakota
ZMBK358AWS [79172]	90 & up Laser & Talon, w/ synchros	ZMSEA9705 [70254]	Input shaft seal, Colt
ZMBK358WS [75557]	90 & up Talon & Laser	<b>Synchros, Blockers &amp; Parts</b>	
ZMBK361 [72219]	89 & up Talon, 5 speed, 4WD	ZMSRMD-14C [72508]	3rd, 4th, & 5th blocker, Colt
ZMBK361AWS [79597]	96-'97 Talon, AWD, w/ synchros	ZMSRMD-14D [72987]	Reverse blocker, 30 tooth
ZMBK361BWS [70197]	94-'95 Talon, AWD, 3 piece 2nd, w/ synchros	ZMSRMD734841 [30772]	2nd gear, '90 & up Talo
ZMBK361CWS [30665]	96-'97 Eagle, 5 speed, 4WD		
ZMBK361WS [70412]	89 & up Eagle, 5 speed, w/ synchros		
ZMBK363 [71303]	89 & up		
ZMBK366BWS [30802]	90-'92 Stealth, 3.0L		
ZMBK366DWS [73906]	96-'97 Talon, 2.0L, w/ synchros		
ZMBK366EWS [76126]	92 & up Stealth & 3000GT, w/ synchros		
ZMBK366WS [30655]	90 & up turbo Talon, Eclipse & Laser		
ZMBK453 [79720]	03 & up Neon SRT Turbo		
ZMBK453WS [78200]	03 & up Neon SRT Turbo, w/ synchros		

## D50

PART #	Description	PART #	Description
<b>Bearing Kits</b>		<b>Input Shafts</b>	
ZMBK150 [79622]	80 & up, w/ single ball bearing	ZMD50-16 [76508]	Input shaft
ZMBK150WS [78330]	80 & up, w/ single ball bearing, w/ synchros	<b>Seals</b>	
ZMBK180 [74958]	87-'91 D50, 4 speed	ZMSEARS5F50-45 [71311]	Shift shaft seal
ZMBK180WS [78163]	86 & up Dodge, 5 speed, w/ synchros		
ZMBK181 [74520]	80-'86 Dodge		
ZMBK189WS [75371]	87 7 up Dodge, 5 speed, w/ synchros		

## Dana 28

PART #	Description	PART #	Description
<b>Bearing Kits</b>		<b>Small parts</b>	
ZTBK18B [74238]	Bearing kit, 3/4" idler shaft	ZMSEAA5029 [72309]	O-ring, Aerostar

## F5M33

PART #	Description	PART #	Description
<b>Bearing Kits</b>		<b>Hubs &amp; Sliders</b>	
ZMBK366AWS [30608]	89-'90 Dodge	ZMMITF5M33-141 [71612]	1st & 2nd slider, 1.133" wide
ZMBK366CWS [74084]	92 & up Dodge, w/ synchros		

## F5M42

PART #	Description
<b>Small parts</b>	
ZMMITMD747279 [72261]	Quill tube, Mitsubishi, 5 speed

# Ford

PART #	Description
<b>Synchros, Blockers &amp; Parts</b>	
ZMSR1L5Z-7107DA [71490]	3rd & 4th synchro ring, '01 & up
ZMSRF1TZ-7107AA [72649]	Reverse synchro ring
ZMSRK248A [78286]	Synchro ring kit, '92 & up F150
ZMSRK396 [76330]	Synchro ring kit, '93 & up, 6 speed
ZMSRM5R1-14 [77286]	Reverse blocker, '88-'91 Ranger, 36 tooth
ZMSRM5R1-14B [76188]	5th blocker, '91 & up Ranger, 30 tooth
ZMSRM5R1-14C [71157]	Reverse blocker, '91-'00 Ranger, 30 tooth
ZMSRM5R2-14 [73364]	Reverse blocker, '88-'90 F150, 42 tooth
ZMSRM5R2-14A [78807]	5th blocker, '91 & up F150, 33 tooth
ZMSRM5R2-14D [70710]	Reverse blocker, '91-'99 F150, 33 tooth
ZMSRM5R2-14E [78121]	1st through 4th blockers, '88-'00 Ranger, 42 tooth
ZMSRM5R2-14G [74787]	1st through 4th blockers, F150
ZMSRMAZ-14A [70980]	5th blocker, '88-'91 Ranger, 36 tooth
ZMSRMAZ-14M [78856]	1st through 4th blockers, Escort
ZMSRMAZ-14Q [79605]	5th blocker, Escort
ZMSRMIT-14H [71743]	Reverse blocker, '88 & up Ranger
ZMSRMTX75-14A [77176]	4th, 5th & reverse blocker, Contour & Focus
ZMSRMTX75-14B [76500]	1st & 2nd blocker, Contour & Focus
ZMSRMTX75-14C [78005]	3rd blocker, Contour & Focus
ZMSRXL3Z-7107AA [77237]	3rd blocker, '00 & up F150
ZMSRXL3Z-7107BA [70877]	2nd blocker, '00 & up F150, 3 piece
ZMSRXL3Z-7107CA [76237]	Reverse blocker, '00 & up F150

PART #	Description
<b>Seals</b>	
ZMSEA1177 [71416]	Differential seal, Countour & Focus
ZMSEA13947 [71162]	Rear seal, F150 & D50
ZMSEA15005 [76368]	Seal, 3 speed
ZMSEA1673 [79008]	Input seal, '88-'04 F150
ZMSEA16901 [72600]	Differential seal, FWD, 5 speed
ZMSEA16X25X9 [74811]	Shift shaft seal, Focus
ZMSEA17386 [77389]	Input seal, Aerostar
ZMSEA18623 [71714]	Front output seal, Aerostar
ZMSEA2245 [76004]	Rear seal, F150 & Ranger, 2WD
ZMSEA2655 [73079]	Rear seal, Ranger
ZMSEA27427 [75673]	Input seal, Contour & Focus
ZMSEA5L8Z-4B416AA [70569]	Axle seal, Escape
ZMSEA7048 [74533]	Input seal, Focus
ZMSEA8545 [78985]	Input seal, Aspire & Festiva
ZMSEA9514 [75986]	Input seal, Escort
ZMSEACR3541 [76716]	Rubber oil guide seal, Ranger
ZMSEAYL8Z-7H426BA [30682]	07-'12 Edge & Fusion

PART #	Description
<b>Mainshafts &amp; Mainshaft Gears</b>	
ZMTREWT296-2E [72581]	Mainshaft, Mustang, 31 spline, 3 13/16" long

PART #	Description
<b>Gaskets &amp; Gasket Sets</b>	
ZMGASM5R1-55 [75001]	Top cover gasket, Ranger
ZMGASM5R2-55 [75975]	Top cover gasket, F150

PART #	Description
<b>Input Shafts</b>	
ZMMIT-16F [74556]	85-'87 Ranger & Mitsubishi

PART #	Description
<b>Small parts</b>	
ZMSEACR3421 [77222]	Oil baggle, F150

PART #	Description
<b>Transmission Gears</b>	
ZMTREWT296-11A [74266]	3rd gear, Mustang, 25 tooth, 3.567" O.D.
ZMTREWT296-21A [78678]	2nd gear, Mustang, 31 tooth, 4.094" O.D.

PART #	Description
<b>Bearing Kits</b>	
ZMBK112AWS [71113]	77-'87, 3 speed, w/ synchros
ZMBK112WS [70757]	77-'87, 3 speed, w/ synchros
ZMBK113 [70038]	77-'83 Ford passenger car
ZMBK135WS [76155]	64-'73 passenger car, w/ synchros
ZMBK137AD [30631]	82-'86 Ranger, 4 speed
ZMBK143 [76436]	Ranger, 4 speed
ZMBK144LWS [73416]	84-'87, 5 speed, w/ synchros
ZMBK144WS [77734]	83-'85, 5 speed, w/ synchros
ZMBK151B [77997]	90 & up, 2WD
ZMBK159 [30637]	85 & up Escort
ZMBK159BWS [30803]	Taurus SHO, w/ synchros
ZMBK159WS [30632]	83-'87 Ford/Mercury passenger car, 5 speed, w/ synchros
ZMBK183 [30638]	85 7 up Vista, 4WD
ZMBK200 [71050]	87 & up Festiva, 5 speed
ZMBK200AWS [71456]	87 & up Festiva, 4 speed, w/ synchros
ZMBK200WS [78485]	87 & up Festiva, 5 speed, w/ synchros
ZMBK210AWS [77959]	88 & up, FWD, w/ synchros
ZMBK210CWS [76156]	99 & up Escort, 2.0L, w/ synchros
ZMBK247AWS [72911]	88 & up Ranger & B2000, w/ synchros
ZMBK277 [79663]	90 & up Escort & Protégé, 5 speed
ZMBK277A [79510]	94 & up Escort, 5 speed 1.9L
ZMBK277AWS [70426]	94 & up Escort, 5 speed 1.9L, w/ synchros
ZMBK277WS [30661]	91-'94 Escort, 5 speed
ZMBK303 [30651]	88 & up Probe, 5 speed
ZMBK303WS [30652]	88 & up Probe, 5 speed, w/ synchros
ZMBK334 [78097]	95-'98 Contour twin cam, 5 speed
ZMBK334A [77031]	99 & up Cougar, 5 speed
ZMBK334AWS [75824]	99 & up Cougar, 5 speed, w/ synchros
ZMBK334WS [71638]	93 & up Contour, 5 speed, w/ synchros
ZMBK369 [71274]	90 & up Aerostar

# G238

PART #	Description
<b>Seals</b>	
ZMSEA20546 [71868]	Rear seal, '05 & up Chrysler
ZMSEA5143835AA [71649]	Front cluster plug seal, '05 & up Chrysler, 6 speed

PART #	Description
<b>Small parts</b>	
ZMSEA7502 [71548]	Countershaft plug, Chrysler

PART #	Description
<b>Synchros, Blockers &amp; Parts</b>	
ZMG2385143923AA [30610]	5th & 6th synchro, '05-'08 Ram 1500, 6 speed
ZMSR5143924AA [73423]	1st & 2nd synchro ring, '05-'08 Dodge 1/2 ton, 6 speed
ZMSR5143925AA [76346]	Reverse synchro ring, '05-'08 Dodge 1/2 ton

PART #	Description
<b>Transmission Gears</b>	
ZMG2385143858AA [71600]	2nd gear, '05-'08 Chrysler, 6 speed
ZMG2385143859AA [79444]	1st gear, '05-'08 Chrysler, 6 speed



# G360

PART #	Description	PART #	Description
<b>Gaskets &amp; Gasket Sets</b>			
ZMGSK261 [76297]	Gasket seal kit, '89-'91 Dodge	ZMGET219-2151 [76743]	Top cover plug
<b>Input Shafts</b>			
ZMGETG360-16 [70218]	Chrysler	ZMGET4373814 [78511]	Reverse switch
<b>Seals</b>			
ZMSEA19760 [76404]	Rear seal, '89-'93 Chrysler, 2WD	ZMGETG360-6 [72934]	Input retainer, Chrysler
ZMSEA5152 [73736]	Countershaft plug seal, Chrysler	ZMGETG360-70 [70556]	Shift stub
<b>Synchros, Blockers &amp; Parts</b>			
ZMGETG360-2.5 [72319]	3rd & 4th synchro assembly, Chrysler	ZMGETG360-90 [79087]	Mainshaft nuts, Chrysler, 2WD
ZMGETG360-40 [72369]	5th & reverse synchro, Chrysler	ZMGETG360-97 [78934]	Countershafts snap ring
ZMGETG360-80 [75319]	1st & 2nd synchro assembly	ZMGETG360-K1 [73482]	1st & 2nd spring & ball kit
ZMSRG360-83 [77349]	1st 7 2nd blocker, Dodge	ZMGETG360-P1 [74337]	Shift pin, Chrysler
ZMSRK261 [79376]	Synchro ring kit	ZMGETG360-ROLLPIN [73659]	Fork roll pin
		ZMGETWT290-K [75646]	Spring & key kit
		ZMNGK360 [79100]	Needle bearing kit
		ZMSMKG360 [77203]	Countershaft shim kit
		ZMSMKG360A [76187]	Input shaft shim kit
		ZMSPD4549212 [74991]	Speedo gear
		ZMSPD4740164 [74837]	Speedo gear, Chrysler

# G56

PART #	Description	PART #	Description
<b>Bearing Kits</b>			
ZMBK474 [74321]	05 & up Mercedes, 6 speed	ZMG565142733AB [70572]	Main case, 5.9L & 6.7L
ZMBK474WS [71475]	05 & up Mercedes, 6 speed, w/ synchros	ZMG565142734AB [70600]	Tail housing
ZMBK474WSMK [77854]	05 & up Mercedes, 6 speed, w/ synchros	<b>Mainshafts &amp; Mainshaft Gears</b>	
<b>Clutches &amp; Clutch Parts</b>			
ZMCL63301405 [77838]	Clutch kit, '05-'12 Chrysler 5.9L	ZMG56-11 [75808]	3rd gear mainshaft, '05 & up
<b>Countershafts &amp; Countershafts Gears</b>			
ZMG56-9 [70116]	5th & 6th gear countershaft	ZMG56-18 [70289]	6th gear mainshaft, Mercedes, 23 tooth
ZMG56-9A [71385]	5th & 6th gear countershaft	ZMG56-2 [70561]	Mainshaft, '05 & up Mercedes, 6 speed
<b>Forks, Pads &amp; Parts</b>			
ZMG56-23B [30613]	5th & 6th shift fork, '05 & up Mercedes	ZMG56-21 [30611]	2nd gear, '05 & up, on mainshaft
<b>Hubs &amp; Sliders</b>			
ZMG56-111 [75208]	3rd & 4th hub	ZMG56-36 [77942]	Reverse gear mainshaft, 05& up
ZMG56-131 [74933]	5th & 6th hub	ZMG565142829AA [79348]	1st gear mainshaft
ZMG56-136 [75738]	5th & 6th slider	<b>Input Shafts</b>	
ZMG56-15 [77714]	3rd & 4th slider	ZMG56-16 [70567]	05-'09, 6 speed, 5.9L
ZMG56-2.5 [72373]	3rd & 4th hub & slider, w/o keys or springs	ZMG56-16A [70028]	07 7 up, 6 speed, 6.7L
ZMG56-37 [77832]	1st & 2nd hub	<b>Synchros, Blockers &amp; Parts</b>	
ZMG56-40 [71342]	Reverse hub & slider	ZMG565142828AA [73427]	Synchro assembly snap ring
ZMG56-50 [70029]	5th & 6th hub & slider, w/o keys or springs	ZMG565142834AB [70319]	Reverse synchro assembly, Mercedes, 6 speed
ZMG56-80 [71024]	1st & 2nd hub slider, w/o keys or springs	ZMG565142838AA [71758]	3rd & 4th synchro assembly, Mercedes, 6 speed
<b>Small parts</b>			
ZMCL5291116 [79155]	Master, slave & line	ZMG565142839AA [78271]	5th & 6th synchro assembly, Mercedes, 6 speed
ZMG56-41 [75122]	Input bearing oil supply sleeve	ZMG565142840AA [73403]	3rd & 4th synchro snap ring kit
ZMG565133838AA [75718]	Magnetic drain plug	ZMG56-77 [79454]	Synchro keys, cast iron
ZMG565142730AA [75816]	Detents, Mercedes, 6 speed	ZMG56-78 [76317]	Synchro hubs
ZMG565142830AA [70906]	1st gear needle bearing	ZMSRG56-14 [70963]	5th & 6th synchro ring
ZMG565142831AA [74181]	1st gear mainshaft thrust washer	ZMSRG56-14A [70766]	1st & 2nd synchro ring
ZMG565142835AA [78989]	Rear mainshaft snap ring kit	ZMSRG56-14AC [77090]	1st & 2nd center synchro ring
ZMG565142842AA [73587]	4th gear needle bearing	ZMSRG56-14AI [74332]	1st & 2nd inner synchro ring
ZMG565142843AA [79279]	4th gear mainshaft thrust washer	ZMSRG56-14AO [78966]	1st & 2nd outer synchro ring
ZMG565142844AA [73339]	4th gear snap ring kit	ZMSRG56-14B [78806]	3rd & 4th synchro ring
ZMG565142846AA [78587]	6th gear needle bearing, Mercedes	ZMSRG56-14BC [77696]	3rd & 4th center synchro ring
ZMG565142847AA [73380]	Mainshaft pilot bearing snap ring	ZMSRG56-14BI [72601]	3rd & 4th inner synchro ring
ZMG565143923AA [30612]	Drain plug washer	<b>Synchros, Blockers &amp; Parts continued</b>	
ZMG565166045AB [76639]	Hemi input bearing, Mercedes, 6 speed, non-diesel	ZMSRG56-14B0 [71133]	3rd & 4th outer synchro ring
ZMG5668038908AA [79448]	Front cluster snap ring	ZMSRG56-14C [75266]	Reverse synchro ring set
ZMG56-6C [72570]	Bearing retainer	ZMSRK474 [78620]	Synchro ring kit, 6 speed
ZMG56-86 [77421]	Shifter boot	<b>Transmission Gears</b>	
ZMG56COOLER [73232]	Cooper adapter (pair)	ZMG56-2.5A [77446]	3rd & 4th assembly
ZMG56-K1 [77547]	Key & spring kit	ZMG56-28 [78887]	1st clutch gear
ZMNVCOOLER [72770]	Cooler	ZMG56-28A [71480]	2nd clutch gear
ZMSEA21328 [77514]	Pocket bearing seal	ZMG56-28B [72496]	3rd clutch gear
ZMSMKG56 [79052]	Countershaft shim kit	ZMG56-28C [79069]	4th clutch gear
ZMSMKG56A [75304]	Input shaft shim kit	ZMG56-28D [70435]	5th clutch gear
		ZMG56-28E [73299]	6th clutch gear
		ZMG56-34 [77130]	3rd & 4th gear
		ZMG56-50A [71595]	5th & 6th assembly
		ZMG565142841AA [78040]	4th gear, Mercedes, 6 speed, 28 tooth
		ZMG56-80A [76787]	1st & 2nd assembly

# Geo

PART #	Description	PART #	Description
<b>Bearing Kits</b>			
ZMBK264 [74031]	88 & up Metro, 5 speed	ZMGEO96085158 [30673]	Mainshaft, '99-'04 Tracker, 2.0L, 4WD
ZMBK264WS [78284]	88 & up Metro, 5 speed, w/ synchros	<b>Synchros, Blockers &amp; Parts</b>	
ZMBK293 [72096]	87 & up Tracker & Sidekick, 5 speed	ZMGE091172177 [72196]	5th & reverse Synchro assembly, Tracker
ZMBK293C [78599]	99 & up Tracker, 2.0L, 2WD	ZMSRGE0-14 [77235]	3rd & 4th blocker, Metro
ZMBK293CWS [78471]	99 & up Tracker, 2.0L, 2WD, w/ synchros	ZMSRGE0-14A [74675]	5th blocker, Metro
ZMBK487 [70445]	99-'04 Tracker, 2.5L	ZMSRGE0-14C [71973]	1st & 2nd blocker, Metro
ZMBK487WS [71508]	99-'04 Tracker, 2.5L, w/ synchros	<b>Transmission Gears</b>	
<b>Seals</b>			
ZMSEA11043 [79291]	Input seal, Tracker & Vitara	ZMGEO24680-85F40 [72426]	Reverse gear, Tracker & Sidekick
ZMSEA13433 [75080]	Differential seal	<b>Input Shafts</b>	
ZMSEA13475 [75895]	Axle seal, Metro	ZMGEO91174539 [71151]	99 & up Traver & Vitara, 1.6L
ZMSEA13952 [79043]	Front axle seal, '89-'97 Tracker	ZMGEO91174539 [71151]	99 & up Traver & Vitara, 1.6L
ZMSEA14033 [78947]	Rear seal, Tracker, 2WD	ZMGEO91174539 [71151]	99 & up Traver & Vitara, 1.6L
ZMSEA5211 [78881]	Rear counter seal, Tracker	ZMGEO91174539 [71151]	99 & up Traver & Vitara, 1.6L
ZMSEA8772 [70418]	Shift shaft, Metro	ZMGEO91174539 [71151]	99 & up Traver & Vitara, 1.6L
ZMSEA96059641 [30683]	Rear seal, '99 & up Tracker	ZMGEO91174539 [71151]	99 & up Traver & Vitara, 1.6L
ZMSEA9720 [78257]	Input shaft seal, Sidekick & Tracker	ZMGEO91174539 [71151]	99 & up Traver & Vitara, 1.6L

# Getrag

PART #	Description	PART #	Description
<b>Bearing Kits</b>			
ZMBK235 [73602]	88-'91 GM, 1st design, 3 piece bearing	ZMSEA10289 [78104]	Rear seal, GM, 2WD
ZMBK235A [74046]	89-'91, 5 speed	ZMSEA10290 [73172]	Input seal, GM & Chrysler
ZMBK235AWS [71723]	89-'91, 5 speed, 2nd design, w/ synchros	ZMSEA14087 [77006]	Rear seal, GM & Chrysler, 4WD
ZMBK235B [78916]	91 & up, 5 speed, 3rd design	ZMSEA290-45 [77390]	Shift tower seal, 2.16" I.D.
ZMBK235BWS [74384]	91 & up, 5 speed, 3rd design, w/ synchros	ZMSEA290-45A [74193]	Shift tower seal, 2.69" I.D.
ZMBK235C [70680]	90 & up Dakota & Ram	<b>Gaskets &amp; Gasket Sets</b>	
ZMBK235CWS [72662]	90 & up Dakota & Ram, w/ synchros	ZMGASG360-55 [72188]	Top cover gasket, Dodge
ZMBK235DWS [79068]	95 & up GM truck & S10, w/ synchros	<b>Small parts</b>	
ZMBK235E [78279]	95 & up GM truck, 5 speed	ZMBSH12382869 [71406]	Shifter bushing
ZMBK235EWS [77374]	95 & up GM truck, 5 speed, w/ synchros	ZMBSH18172 [77051]	Tail bushing, 2WD
ZMBK235GWS [72123]	97 & up Dodge & GM, 5 speed, w/ synchros	ZMBSH290-62 [74551]	Tail bushing, GM, 2WD
ZMBK261 [72292]	89-'91 Dodge	ZMGET12475399 [78063]	Shift lever, GM
ZMBK261WS [70812]	89-'91 Dodge, w/ synchros	ZMGET12477934 [75332]	Rail pin, GM
ZMBK442 [30616]	Mitsubishi Alero, 5 speed	ZMGET12540348 [75515]	Rail bolt, '92 & up GM
<b>Clusters &amp; Cluster Gears</b>			
ZMGET290-8 [76157]	Cluster, '88-'90 GM	ZMGET12545959 [75882]	Shift plunger, GM
ZMGET290-8A [78522]	Cluster, '91-'93 GM	ZMGET14082096 [72047]	Shift lever spring, GM
ZMGET290-8B [79505]	Cluster, '94 & up GM & Chrysler	ZMGET15771000 [71655]	Plastic breather vent
ZMGET290-8D37 [77150]	Cluster, '94 & up GM & Chrysler, 1.18", 0.25" groove	ZMGET290-148 [75794]	3rd gear needle bearing
ZMGET290-8D43 [79262]	Cluster, '94 & up GM & Chrysler, 1.18", 0.25" groove	ZMGET290-6A [75851]	Input retainer, '91-'95 GM
ZMGET290-8E [79034]	Cluster, '96 & up GM & Chrysler, large bearings	ZMGET290-6N [79412]	Input retainer, '88-'90 GM
ZMGET290-8F [70387]	Cluster, '97 & up Chrysler, 1.18" bearing, fine tooth	<b>Small parts continued</b>	
ZMGETG360-8A [70056]	Cluster, w/ 5th gear	ZMGET290-71 [72296]	Backup light switch
<b>Forks, Pads &amp; Parts</b>			
ZMGET20046 [75809]	5th & reverse fork, '93 & up GM	ZMGET8672243 [77086]	Front cluster countershaft bearing plug
ZMGET25416 [79728]	1st & 2nd fork, '96 & up	ZMGET8672316 [71346]	Roll pin, GM
ZMGET25420 [77309]	1st & 2nd fork, '93 & up	ZMGET8678461 [76888]	Shift tower, '88-'91 GM
ZMGET290-102 [77200]	Clutch fork pivot stud	ZMGETG360-3 [74915]	Countershafts pin
ZMGET290-23 [78003]	1st & 2nd fork, '88-'92 GM	ZMSPD18881 [78218]	Speedo gear, Chrysler, 2WD
ZMGET290-23A [75226]	3rd & 4th Ford, '88-'92 GM	<b>Small parts kits</b>	
ZMGET290-23B [77820]	5th & reverse fork, '88-'92 GM	ZMSP3500-50 [78796]	Small parts kit
ZMGETG360-23 [77960]	1st & 2nd fork, Chrysler	<b>Synchros, Blockers &amp; Parts</b>	
ZMGETG360-23A [74590]	3rd & 4th fork, Chrysler	ZMGET18131 [73977]	1st & 2nd synchro assembly
ZMGETG360-23B [78407]	5th & reverse fork, Chrysler	ZMGET18132 [76547]	5th & reverse synchro assembly
ZMGETT826 [75579]	Clutch fork, GM	ZMGET18723 [73034]	5th & reverse synchro assembly
<b>Input Shafts</b>			
ZMGET290-16 [72833]	88-'90 GM	ZMGET290-15 [75107]	Synchro sleeve, GM & Chrysler
ZMGET290-16A [75604]	91-'95 GM	ZMSR18835 [71943]	1st & 2nd inner synchro ring
ZMGET290-16C [79351]	96 & up GM, 26 tooth	ZMSRTCAS0674 [71086]	1st, 2nd & reverse blocker, '96 & up GM
<b>Mainshafts &amp; Mainshaft Gears</b>			
ZMGET290-18 [71328]	5th mainshaft gear, '88-'93 GM, 24 tooth	ZMGET290-11 [74552]	3rd gear first, '88-'91 GM & Chrysler
ZMGET290-18A [78366]	5th mainshaft gear, '94-'99 GM, 24 tooth	ZMGET290-11A [72171]	3rd gear second, '91-'00 GM & Chrysler
ZMGET290-2 [72505]	88-'91 GM, 4WD	ZMGET290-12C [70957]	1st gear, GM
ZMGET290-2A [79716]	Mainshaft, '91-'93 GM full size, 4WD	ZMGET290-12D [76251]	1st gear, GM
ZMGET290-2B [78990]	Mainshaft, '93 & up GM, 2WD	ZMGET290-15A [76631]	1st & 2nd sleeve, '96 & up GM & Chrysler
ZMGET290-2C [70347]	Mainshaft, '93 & up GM, 4WD	ZMGET290-21 [75055]	2nd gear, GM, 39 tooth, 2.28" I.D.
ZMGETG360-18 [79016]	5th mainshaft gear, Chrysler	ZMGET290-21A [75613]	2nd gear, GM, 39 tooth
ZMGETG360-2 [79659]	Mainshaft, Chrysler, 2WD	ZMGET290-36 [72443]	Reverse gear, GM, 38 tooth
ZMGETG360-2A [72089]	Mainshaft, Chrysler, 4WD	ZMGET290-36A [74196]	Reverse gear, GM 40 tooth
		ZMGETG360-11 [73140]	3rd gear, Chrysler

# GM

PART #	Description	PART #	Description
<b>Bearing Kits</b>			
ZMBK106 [30626]	76-'87 Chevette, 4 speed, 70mm	ZMSEA10937 [73476]	Input seal, FWD
ZMBK131A [78346]	55-'68 GM, 3 speed, 4 bolt side cover	ZMSEA14020833 [70019]	Input o-ring
ZMBK136 [71575]	4 speed	ZMSEA17754 [75736]	Seal, Corvette
ZMBK137 [77809]	78 & up, ball countershaft bearing	ZMSEA18972 [74708]	P series van, 2WD
ZMBK155WS [77513]	Chevy Luv, 5 speed, 2WD, w/ synchros	ZMSEA2443 [70958]	Mainshaft seal, GM, 18 spline
ZMBK175WS [30639]	85 & up Sprint, 5 speed	ZMSEA24982 [78114]	Rear seal, '95-'02 GM 1-ton, 2WD
ZMBK185WS [78711]	83-'88 Corvette, 4 speed, w/ synchros	ZMSEA28426 [71025]	Rear hub seal, '73-'00 GM
ZMBK194 [71992]	85 & up, 5 speed, FWD, aluminum cover	ZMSEA5606 [70077]	Input o-ring, GM, 4 speed
ZMBK194AWS [77688]	85 & up, 5 speed, FWD, aluminum cover, w/ synchros	ZMSEA6720 [79610]	Shift shaft seal
ZMBK194B [79688]	95 & up FWD	<b>Synchros, Blockers &amp; Parts</b>	
ZMBK194BWS [72317]	95 & up FWD, w/ synchros	ZMSR19178012 [77186]	1st & 2nd blocker, Cavalier & Cobalt
ZMBK194WS [77723]	85 & up FWD, aluminum cover, w/ blockers	ZMSR19178013 [70908]	1st & 2nd blocker, Cavalier & Cobalt
ZMBK308 [70871]	91-'95 GM truck	ZMSR290-14 [71903]	3rd, 4th & 5th blocker, GM & Dodge
ZMBK308WS [75476]	91-'95 GM truck, w/ synchros	ZMSR88893970 [77239]	3rd, 4th, 5th & reverse blocker, Cavalier
ZMBK454 [75665]	00-'07 GM & Saturn car	ZMSR88893980 [79539]	1st & 2nd middle blocker, Cavalier
ZMBK454WS [78976]	00-'07 GM & Saturn car, w/ synchros	ZMSRISUZU-14F [73372]	Synchro ring, 5 speed
ZMBK473 [78074]	04 & up Colorado		

# Honda

PART #	Description	PART #	Description
<b>Bearing Kits</b>			
ZMBK186 [74109]	79-'83 Accord	ZMHON24201-PLW-000 [73968]	5th fork
ZMBK197 [30797]	80-'83 Civic, small tin cover	ZMHONS40-23A [78461]	3rd & 4th fork
ZMBK225 [73638]	84-'87 Civic	<b>Seals</b>	
ZMBK225WS [77369]	84-'87 Civic, w/ synchros	ZMSEA10191 [76003]	Input seal, Civic
ZMBK238 [70444]	86-'90 Accord	ZMSEA10927 [71174]	Input seal, late design
ZMBK238WS [73298]	86-'90 Accord, w/ synchros	ZMSEA13403 [74522]	Differential seal
ZMBK252 [72374]	84-'85 Prelude, black tin cover	ZMSEA13948 [70856]	Input seal, S2000, 6 speed
ZMBK252WS [74223]	84-'85 Prelude, black tin cover, w/ synchros	ZMSEA14X23X5 [79370]	Shift shaft seal, Civic 1.8L, 5 speed
ZMBK280 [77482]	98-'01 CRV	ZMSEA15825 [70841]	Differential seal
ZMBK326 [78214]	88-'90 Civic, 1.5L, 5 speed	ZMSEA15847 [71209]	Differential seal, Civic & Integra
ZMBK326WS [74903]	92 & up Civic, 1.5L, w/ synchros	ZMSEA15866 [72239]	Differential seal, '84-'86 Accord
ZMBK327 [74728]	88 & up Civic, 1.6L, 5 speed	ZMSEA2118 [70760]	Input seal, Accord
ZMBK327WS [74949]	88 & up Civic, 1.6L, 5 speed, w/ synchros	ZMSEA2254 [73249]	86-'89 Honda
ZMBK328 [76681]	90 & up Accord	ZMSEA2558 [76537]	Front differential seal, Accord & Prelude
ZMBK328WS [74830]	90 & up Accord, w/ synchros	ZMSEA28X43X7 [73932]	Input seal, Accord, 6 speed
ZMBK339 [78924]	88 & up Civic	ZMSEA35X54X8 [75362]	Front axle seal, Accord, 3.0L, 6 speed
ZMBK350WS [70043]	90 & up Integra, 5 speed, w/ synchros	ZMSEA5402 [74672]	Shifter seal, '02 & up Civic
ZMBK386 [75775]	92-'95 Civic & Del Sol, 5 speed	ZMSEA6620 [74379]	Shift shaft seal
ZMBK386WS [74180]	92-'95 Civic & Del Sol, 5 speed, w/ synchros	ZMSEA6995 [77679]	Shift shaft seal, '02 & up Civic
ZMBK387 [72286]	92 & up Accord & Prelude	ZMSEA7000 [75925]	Shift shaft seal, '01 & up Civic
ZMBK387AWS [76040]	94 & up Accord, w/ synchros	ZMSEA7398 [71900]	Shift shaft seal, Accord & Prelude
ZMBK387B [76076]	97 & up Accord & Prelude	ZMSEA91201-PBW-003 [72023]	Shift shaft seal, '98-'01 CRV
ZMBK387BWS [76147]	97 & up Accord & Prelude, w/ synchros	ZMSEAGK-45 [78449]	Shift shaft seal
ZMBK387WS [79250]	94 & up Accord, 5 speed, w/ synchros	ZMSEAGV-45 [73418]	Shift shaft seal
ZMBK483 [73487]	02 & up, 5 & 6 speed	ZMSEAL3-45 [77403]	Shift shaft seal
ZMBK483B [73861]	06-'10, 6 speed	<b>Synchros, Blockers &amp; Parts</b>	
ZMBK499 [76874]	01 & up Civic, 1.7L	ZMHON23626-PL3-325 [77606]	5th synchro assembly
ZMBK499A [74494]	03-'05 Civic hybrid, 1.3L	ZMSRHON-14 [74607]	Synchro, 5 speed
ZMBK499WS [79190]	01 & up Civic, 1.7L, w/ synchros	ZMSRHON-14A [79089]	Synchro, 5 speed
ZMBK510 [75632]	04 & up Accord, 3.0L, 6 speed	ZMSRHON-14B [70524]	5th gear synchro ring
ZMBK514 [78626]	06 & up Civic, 1.8L, 5 speed	ZMSRHON-14E [71206]	Reverse blocker
ZMBK520 [76212]	07 & up Fit	ZMSRHON-14F [72273]	2nd blocker, 3 piece
ZMBK534 [78854]	07-'11 Civic SI, 2.0L	ZMSRHON-14G [75787]	Reverse blocker

## Hyundai

PART #	Description	PART #	Description
<b>Bearing Kits</b>			
ZMBK262 [73710]	97-'01 Tiburon	ZMSEA39020 [78594]	Right hand axle seal, Sonata 2.5L
ZMBK262AWS [72895]	97-'01 Tiburon, w/ synchros	ZMSEA39030 [75885]	Left hand axle seal, Sonata 2.5L
ZMBK270 [30662]	94 & up Accent, 5 speed	<b>Synchros, Blockers &amp; Parts</b>	
ZMBK270A [74626]	95 & up Accent, 5 speed	ZMSR43350-28501 [70685]	1st & 2nd blocker
ZMBK270AWS [30663]	95 & up Accent, 5 speed, w/ synchros	ZMSR43350-39011 [78557]	1st synchro ring, Sonta 2.5L
ZMBK281 [72367]	03 & up Tiburon, 6 speed	ZMSR43350-39021 [76180]	2nd synchro ring, Sonta 2.5L
ZMBK281WS [71567]	03 & up Tiburon, 6 speed, w/ synchros	ZMSR43374-28500 [74087]	4th blocker
ZMBK355 [73202]	99 & up Sonata, 2.5L, 5 speed	ZMSR43374-39000 [77596]	3rd & 4th synchro ring, Sonata 2.5L
ZMBK355AWS [78556]	99 & up Sonata, 2.5L, 5 speed, w/ synchros	ZMSR43384-39000 [76494]	5th synchro ring, Sonata 2.5L
ZMBK373 [77713]	Elantra	ZMSR43386-39001 [78550]	3rd & 4th synchro ring
ZMBK373WS [71221]	Elantra, w/ synchros	ZMSR43388-39000 [78210]	Synchro ring, '99 & up Sonata
		ZMSR43394-28002 [30774]	3rd & 4th gear synchro
		ZMSR43394-28500 [78749]	3rd blocker

## Isuzu

PART #	Description	PART #	Description
<b>Bearing Kits</b>			
ZMBK155 [74884]	78-'88 Isuzu car & truck, 5 speed	ZMSEA14773 [73767]	Rear seal
ZMBK155AWS [79189]	87 & up Isuzu, 5 speed, w/ synchros	ZMSEA15270 [74681]	Rear seal, 4WD
ZMBK168 [76028]	82 & up, 4 speed, 1 piece case	ZMSEA15845 [79392]	Seal, '85-'88 Trooper
ZMBK168WS [78780]	82 & up, 4 speed, 1 piece case, w/ synchros	<b>Synchros, Blockers &amp; Parts</b>	
ZMBK209 [72110]	85-'87 Trooper	ZMSRISUZU-14 [77869]	3rd, 4th & 5th blocker
ZMBK209WS [73502]	86-'88 Trooper, 5 speed, 4WD, w/ synchros	ZMSRISUZU-14A [74976]	1st & 2nd blocker
ZMBK220 [74898]	88 & up Trooper, Amigo & Rodeo	ZMSRISUZU-14B [71831]	3rd & 4th blocker
ZMBK220A [73032]	88-'89 Trooper, 5 speed, 2WD	ZMSRISUZU-14C [72858]	Synchro ring, 5 speed, FWD
ZMBK220AWS [73649]	88-'89 Trooper, 5 speed, 2WD, w/ synchros	ZMSRISUZU-14D [79423]	1st & 2nd blocker, '88 & up Trooper
ZMBK220B [79283]	92 & up Trooper, Amigo & Rodeo	ZMSRISUZU-14G [76070]	Synchro ring
ZMBK220WS [77520]	88 & up, 4WD, w/ synchros	ZMSRISUZU-14H [71426]	Synchro ring, 5 speed, FWD
<b>Input Shafts</b>			
ZMISUZU-16 [76535]	86-'87, 23 tooth		
ZMISUZU-16A [72719]	88 & up, 4 cylinder, 25 tooth		
ZMISUZU-16B [73203]	88-'91 6 cylinder		

## Jeep

PART #	Description	PART #	Description
<b>Bearing Kits</b>			
ZMBK161AWS [75530]	84-'87 Cherokee, w/ synchros	<b>Synchros, Blockers &amp; Parts</b>	
<b>Seals</b>			
ZMSEA5182 [70020]	Differential seal, Patriot	ZMSRK163J [30775]	Synchro ring kit, '91 & up Jeep
		ZMT35534086 [30770]	Inner synchro, '07-'16 Compass

## Kia

PART #	Description	PART #	Description
<b>Bearing Kits</b>			
ZMBK421 [70668]	95-'01 Sportage, 2.0L, 5 speed	ZMSEA15X21X5 [76665]	Shift shaft seal, Sportage
ZMBK421WS [72677]	95-'01 Sportage, 2.0L, 5 speed, w/ synchros	<b>Synchros, Blockers &amp; Parts</b>	
ZMBK431 [78597]	2001 Rio, 1.5L	ZMSR0K011-17246 [78663]	1st through 4th synchro ring, Sportage
ZMBK518 [72341]	05-'10 Sportage, 2.0L	ZMSR0K011-17265 [75141]	5th & reverse synchro ring, Sportage
ZMBK518WS [74061]	05-'10 Sportage, 2.0L, w/ synchros		

## KM130

PART #	Description
<b>Bearing Kits</b>	
ZMBK109 [30621]	80 7 up D50, 4 speed, pan style

## KM145

PART #	Description
<b>Bearing Kits</b> ZMBK151 [79166]	85 & up Ford & Mitsubishi

## KM146

PART #	Description
<b>Bearing Kits</b> ZMBK151AWS [71496]	85 & up Ford & Mitsubishi, w/ synchros

## KM150

PART #	Description
<b>Bearing Kits</b> ZMBK181A [75431]	95-'96 Montero w/ Alum.s

## KM200

PART #	Description
<b>Bearing Kits</b> ZMBK232 [30622]	87-'91 Starion

## KM201

PART #	Description
<b>Bearing Kits</b> ZMBK232 [30622]	87-'91 Starion

## L52

PART #	Description
<b>Bearing Kits</b> ZMBK101WS [72823]	80-'83 5 speed, 74mm, w/ synchros

## Land Rover

PART #	Description	PART #	Description
<b>Bearing Kits</b> ZMBK491 [75645]	93 & up Discovery & Defender	ZMSEA17776 [79512]	93 & up Discovery & Defender

## M20

PART #	Description	PART #	Description
<b>Bearing Kits</b> ZMBK117 [78039]	63-'64	<b>Gaskets &amp; Gasket Sets</b> ZMGSK116B [77388]	Gasket seal kit, with bushing
ZMBK117A [77914]	63-'64, 1207 input		
ZMBK117AWS [72021]	63-'64, 4 speed, 7 bolt cover, w/ synchros		
ZMBK117HD [70529]	63-'65, 4 speed, HD		
ZMBK117HDWS [74532]	63-'65, 4 speed, HD, w/ synchros		
ZMBK117WS [79533]	63-'65, 4 speed, w/ synchros		

# M5R

PART #	Description
<b>Clusters &amp; Cluster Gears</b>	
ZMM5R1-8 [71827]	Cluster, Ranger & Mazda, 4.0L
ZMM5R1-8A [78255]	Cluster, Ranger & Mazda
ZMM5R2-8 [74306]	Cluster, F150 & Mazda

PART #	Description
<b>Countershafts &amp; Countershafts Gears</b>	
ZMM5R1-19A [77131]	Gear counter update, Ford & Mazda
ZMM5R1-36 [79475]	Reverse countershaft gear, Ranger & Mazda
ZMM5R1-36A [74315]	Reverse countershaft gear, Ranger & Mazda

PART #	Description
<b>Gaskets &amp; Gasket Sets</b>	
ZMM5RE8TZ-7207B [71084]	Gasket, Ranger & Mazda

PART #	Description
<b>Forks, Pads &amp; Parts</b>	
ZMM5R1-23 [76867]	1st & 2nd fork, Ranger & Mazda
ZMM5R1-23A [71459]	3rd & 4th fork, Ranger & Mazda
ZMM5R2-23AA [74839]	1st & 2nd fork, '96-'98 F150 & Mazda
ZMM5R2-23AB [74420]	3rd & 4th fork, '96-'98 F150 & Mazda
ZMM5R2-23C [78755]	1st & 2nd fork, '96-'98 F150 & Mazda
ZMM5R2-23D [72434]	3rd & 4th fork, '96-'98 F150 & Mazda
ZMM5RF1TZ-7289B [78256]	5th & reverse fork, Ranger & Mazda
ZMM5RF1TZ-7289C [71942]	5th & reverse fork, F150
ZMM5RF1TZ-7A044A [78192]	5th & reverse key
ZMTK5E0TZ-7230A [70767]	1st & 2nd fork, Ranger

PART #	Description
<b>Input Shafts</b>	
ZMM5R1-16 [70809]	Ford & Mazda, non-4.0L
ZMM5R1-16A [77572]	Ford & Mazda, 4.0L
ZMM5R2-16 [77491]	F150 & Mazda, 11" long
ZMM5R2-16A [77486]	97 & up F150 & Mazda

PART #	Description
<b>Small parts</b>	
ZMBSHM5R1-62 [74314]	Tail bushing, F150 & Ranger
ZMM5R1-105 [78499]	Shifter stub, 4 5/8" long
ZMM5R1-109 [76684]	Top cover spacer
ZMM5R1-111 [70120]	Shift cover screws
ZMM5R1-144 [74392]	Center bearing retainer, Ford & Mazda
ZMM5R1-149 [74185]	Mainshaft nut, Ford & Mazda
ZMM5R1-167 [72270]	Countershaft nut, F150 & Ranger
ZMM5R1-46A [73300]	Oil slinger, Ranger & Mazda
ZMM5R1-63 [75633]	Oil trough, Ranger & Mazda
ZMM5R1-70 [77121]	Safety switch
ZMM5R1-72 [76825]	Backup light switch
ZMM5R2-144 [73014]	Center bearing retainer, F150 & Mazda
ZMM5R2-149 [71052]	Mainshaft nut, F150 & Mazda
ZMM5R219-1135 [70677]	Front top cover metal plug, Mazda
ZMM5R2-46B [79404]	Oil slinger, F150 & Mazda
ZMM5R2-63 [78774]	Oil trough, F150 & Mazda
ZMM5R-28A [70219]	Shifter seat, F150 & Mazda
ZMM5R38239 [74951]	Reverse idler gear cotter pin, Ranger & Mitsubishi
ZMM5R555-108 [75227]	Top cover metal plug, Ford & Mazda
ZMM5RE8TZ-7210A [75067]	Shifter stub, Ranger & Mazda
ZMM5RE8TZ-7277A [74910]	Shifter seal, Ranger & Mazda
ZMM5RF0TZ-7C391C [78747]	O/H kit
ZMM5RMAZPIN [70158]	Top cover centering pin, Ford & Mazda
ZMM5RP503-17-316 [74769]	Spacer
ZMSMKM5R1 [77989]	Shim kit, Ranger
ZMSMKM5R2 [72075]	Shim kit, F150
ZMSPDM5R1-169G [79359]	Speedo gear, Ranger, 8 tooth, green
ZMSPDM5R1-169W [70901]	Speedo gear, Ranger, 7 tooth, white

PART #	Description
<b>Mainshafts &amp; Mainshaft Gears</b>	
ZMM5R1-18A [70462]	5th gear mainshaft, Ford & Mazda
ZMM5R1-2 [76968]	Ford Ranger & Mazda
ZMM5R1-2A [75084]	Mainshaft, Ranger & Explorer, 2WD
ZMM5R1L5Z-7061CA [79576]	02-'03 Ranger & Mazda, 4WD
ZMM5R2-18 [76567]	5th mainshaft gear, F150 & Mazda
ZMM5R2-19 [70608]	5th mainshaft gear, F150 & Mazda
ZMM5R2-19A [75701]	5th mainshaft gear, F150 & Mazda
ZMM5R2-2 [72876]	Mainshaft, '88-'96 F150 & Mazda
ZMM5R2-2A [75666]	F150 & Mazda, 2WD
ZMM5R2-2B [72139]	97 & up F150 & Mazda, 4WD
ZMM5R2-2C [74713]	F150 & Mazda, 2WD
ZMM5R2-37 [73103]	Reverse mainshaft gear, F150 & Mazda
ZMTK5E3TZ-7142A [73212]	Reverse mainshaft gear, Ranger 4 speed

PART #	Description
<b>Hubs &amp; Sliders</b>	
ZMM5R2-81 [73585]	1st & 2nd slider
ZMMT82-2.5 [75639]	3rd & 4th hub & slider

PART #	Description
<b>Synchros, Blockers &amp; Parts</b>	
ZMM5R1-127 [75924]	3rd & 4th synchro snap ring, Ford & Mazda
ZMM5R1-15 [70941]	5th & reverse synchro, '88-'91 Ranger
ZMM5R1-15A [72303]	5th & reverse synchro, Ford & Mazda
ZMM5R1-2.5 [74906]	3rd & 4th synchro assembly, Ranger & Mazda
ZMM5R1-2.5A [79145]	3rd & 4th synchro assembly, Ranger & Mazda
ZMM5R1-40 [79522]	5th & reverse synchro assembly, Ranger
ZMM5R1-K3 [78546]	1st through 4th synchro key & spring kit, Ranger & Mazda
ZMM5R1L2Z-7107AA [76213]	1st gear blocker, Ranger & Mazda, 45 tooth
ZMM5R1L5Z-7124EA [70638]	1st & 2nd synchro assembly, '88 & up Ranger & Mazda
ZMM5R2-15 [76107]	5th & reverse synchro, '88-'91 F150
ZMM5R2-15A [71713]	5th & reverse synchro sleeve, F150 & Mazda
ZMM5R2-2.5 [74182]	3rd & 4th synchro assembly, F150 & Mazda
ZMM5R2-2.5A [77451]	3rd & 4th synchro assembly, F150 & Mazda
ZMM5R2-2.5B [78126]	3rd & 4th synchro assembly, F150 & Mazda
ZMM5R2-80B [71947]	1st & 2nd synchro assembly, '96-'00 F150 & Mazda
ZMM5R2-K3 [78756]	1st through 4th synchro key & spring kit, Ranger & Mazda
ZMM5R2L5Z-7124BA [72864]	2nd blocker, '01 & up Ranger & Mazda, 3 piece
ZMM5RF401-17-242A [73854]	5th & reverse synchro sleeve, B2000
ZMM5RFM145-40 [77821]	5th & reverse synchro, '85-'87 Ranger & Mitsubishi
ZMM5RXL3Z-7124AA [77063]	1st & 2nd synchro assembly, '00 & up F150 & Mazda
ZMMT82-14 [72050]	1st & 2nd synchro ring
ZMMT82-14A [73782]	3rd & 4th synchro ring

PART #	Description
<b>Transmission Gears</b>	
ZMM5R1-10 [74156]	Reverse idler gear, Ford & Mazda
ZMM5R1-11 [75242]	3rd gear, Ford & Mazda, 29 tooth
ZMM5R1-11A [71458]	3rd gear, Ford & Mazda 4.0L, 27 tooth
ZMM5R1-21 [74662]	2nd gear, Ranger & Mazda, 32 tooth
ZMM5R1-21A [73927]	2nd gear, Ranger & Mazda, 31 tooth
ZMM5R2-11 [75406]	3rd gear, F150 & Mazda
ZMM5R2-12 [74401]	1st gear, F150 & Mazda
ZMM5R2-36 [77261]	Reverse gear, F150 & Mazda
ZMM5R2-36A [73115]	Reverse gear, F150 & Mazda
ZMM5RF0TZ-7100B [79406]	1st gear, '85 & up Ranger & Mitsubishi

# M5R1

PART #	Description
<b>Bearing Kits</b>	
ZMBK247C [72336]	90 & up Bronco & Ranger, 5 speed
ZMBK247CAWS [72009]	90 & up Bronco & Ranger, 5 speed, w/ synchros
ZMBK247WS [74369]	88-'90 Bronco & Ranger, w/ synchros

PART #	Description
<b>Small parts</b>	
ZMM5R1-105A [73553]	Shifter stub, '96 & up, 5" long
ZMM5R1-105K [76832]	Shift stub kit
ZMM5R1-136 [30685]	1st & 2nd needle bearing
ZMM5R1FK [73152]	Front repair kit
ZMM5R1TCMK [78183]	Top cover master kit
ZMNKMSR1 [75946]	Needle bearing kit

PART #	Description
<b>Forks, Pads &amp; Parts</b>	
ZMM5R1L5Z-7230AA [71047]	1st & 2nd fork, '01 & up

PART #	Description
<b>Gaskets &amp; Gasket Sets</b>	
ZMGSK247 [77053]	Gasket seal kit

PART #	Description
<b>Synchros, Blockers &amp; Parts</b>	
ZMSRK247A [78067]	Synchro ring kit, '92 & up

PART #	Description
<b>Transmission Gears</b>	
ZMM5R1RK [30686]	Reverse gear kit, '88-'92, non-updated

# M5R2

PART #	Description	PART #	Description
<b>Bearing Kits</b>			
ZMBK248 [78182]	88 & up F150 & F250	ZMM5R2-23 [71031]	1st & 2nd fork, '88-'95 F150 & Mazda
ZMBK248B [77110]	88 & up T-Bird & Cougar	ZMM5R2-23A [71721]	3rd & 4th fork, '88-'95 F150 & Mazda
ZMBK248BWS [75413]	88 & up T-Bird & Cougar, w/ synchros	<b>Gaskets &amp; Gasket Sets</b>	
ZMBK248CH [73796]	88 & up F150 & F250	ZMGSK248 [71051]	Gasket seal kit
ZMBK248CHAWS [72680]	88 & up F150 & F250, w/ synchros	<b>Small parts</b>	
ZMBK248WS [74133]	88-'90 F150 & F250, 5 speed, w/ synchros	ZMM5R2-105 [73913]	Bearing shifter stub
ZMM5R2TCMK [72225]	Top cover master kit	ZMM5R2-105K [76318]	Shift stub kit
<b>Transmission Gears</b>			
ZMM5R2-21 [78013]	2nd gear, F150 & Mazda	ZMM5R2-134 [30687]	3rd needle, '88 & up Mazda
ZMM5R2RK [79405]	Reverse gear kit, '88-'92, non-updated	ZMM5R2FK [73376]	Front repair kit
ZMM5R2RKA [74774]	Reverse gear kit, '92 & up, updated	ZMNKM5R2 [79408]	Needle bearing kit

# Mazda

PART #	Description	PART #	Description
<b>Bearing Kits</b>			
ZMBK132 [73519]	78-'84, 5 speed, w/ double ball countershaft bearings	ZMBK435 [73101]	99-'05 Miata, 6 speed
ZMBK132A [30627]	79-'82, 5 speed, w/ double ball countershaft bearings	ZMBK435WS [75541]	99-'05 Miata, 6 speed, w/ synchros
ZMBK132BWS [70280]	86 & up, 5 speed, w/ synchros	ZMBK504 [78845]	06-'07 Mazda 6, 6 speed, AWD
ZMBK132DWS [73523]	90 & up, 5 speed, w/ synchros	<b>Seals</b>	
ZMBK132L [70607]	86-'90, 5 speed, w/ double ball countershaft bearings	ZMSEA13931 [76352]	Seal, '87 & up 2WD, rear
ZMBK132LWS [74320]	86-'90, 5 speed, w/ synchros	ZMSEA710243 [76715]	Shift shaft seal
ZMBK132WS [71191]	78-'84, 5 speed, w/ synchros	ZMSEA9781 [72893]	Shift shaft seal, Mazda 3
ZMBK137BWS [73269]	86 & up RX7, non-turbo, w/ synchros	ZMSEAMT050A9 [70523]	Axle seal, Mazda 6, AWD
ZMBK137CWS [73324]	89-'92, 5 speed, w/ synchros	ZMSEAMTX-45 [72024]	Shift shaft seal, FWD
ZMBK137EWS [72855]	90-'93, 5 speed, w/ synchros	<b>Synchros, Blockers &amp; Parts</b>	
ZMBK137L [75693]	86-'88 RX7, non-turbo, 5 speed	ZMSRGC02-17-265 [74162]	5th synchro ring, '04-'06
ZMBK137LWS [78899]	86-'88 RX7, non-turbo, 5 speed, w/ synchros	ZMSRM504-17-265C [70083]	5th & reverse block
ZMBK199 [71046]	88 & up, 5 speed, 4WD	ZMSRMAZ-14B [76045]	Synchro ring, B2000
ZMBK199WS [74474]	88 & up, 5 speed, 4WD, w/ synchros	ZMSRMAZ-14D [77561]	5th blocker
ZMBK210 [76269]	MX6, non-turbo	ZMSRMAZ-14E [76505]	1st & 2nd blocker, B2000
ZMBK211 [30667]	84-'88 323, 5 speed	ZMSRR504-17-26Y [72081]	2nd blocker, '95 & up Miata, 3 piece
ZMBK211WS [30635]	84-'88 323, 5 speed, w/ blockers	ZMSRY601-17-245 [73373]	5th & 6th blocker
ZMBK247 [74679]	88 & up Ranger & B2000	ZMSRY601-17-265 [73256]	3rd blocker
ZMBK248AWS [73121]	92 & up, w/ synchros	ZMSRY601-17-26Y [71700]	1st blocker
ZMBK248CWS [76428]	99 & up Mazda, w/ synchros	ZMSRY602-17-245A [74352]	Reverse blocker
ZMBK302 [73822]	99 & up Miata, 5 speed	ZMSRY611-17-26Y [76962]	2nd synchro ring
ZMBK302AWS [73849]	99 & up Miata, 5 speed, w/ synchros, 3 piece 2nd gear ring	ZMSRY612-17-26Y [70758]	4th synchro ring
ZMBK302WS [72580]	90 7 up Miata, 5 speed, w/ synchros		
ZMBK432 [75380]	04-'06 Mazda 3, 3 speed		
ZMBK432WS [74747]	04-'06 Mazda 3, 3 speed, w/ synchros		

# Mercedes

PART #	Description	PART #	Description
<b>Forks, Pads &amp; Parts</b>			
ZMG565142857AB [76574]	5th & 6th fork pads, '05 & up Mercedes, brass	<b>Seals</b>	
		ZMSEA24604 [72507]	Rear seal, '05 & up Mercedes, 6 speed, 2WD
		ZMSEA39628 [70568]	Input seal, 6 speed
		ZMSEA497810 [71064]	Rear seal, '05 & up, 6 speed, 4WD

# Mini Cooper

PART #	Description	PART #	Description
<b>Bearing Kits</b>			
ZMBK472 [71568]	02-'04, 5 speed		
<b>Synchros, Blockers &amp; Parts</b>			
ZMMC23001493757 [30773]	Synchro assembly, '02-'04, 5 speed	ZMSEA23117518638 [30676]	Right hand seal, '02-'04, 5 speed
ZMSR23221037386 [30767]	2nd gear synchro, '02-'04, 5 speed	ZMSEA23117545082 [30680]	Axle seal, '04-'08, 5 speed
ZMSR23231037389 [30769]	4th & 5th gear synchro, '02-'04	ZMSEA23117550058 [30675]	Left hand seal, '02-'04, 5 speed
ZMSR23231485263 [30768]	3rd gear synchro, '02-'04	ZMSEA24X35.5X10 [76041]	Input seal
ZMSR23231989438 [30766]	1st gear synchro, '02-'04	ZMSEA36589 [71804]	Front axle seal, 5 speed
		ZMSEA390330A [72615]	Shift shaft seal
		ZMSEA40629 [74775]	Rear axle seal, 5 speed
		ZMSEAMINI-1A [30674]	Input seal, '02-'04
		ZMSEAMINI-1AA [30681]	Input seal, '04-'08

# Mitsubishi

PART #	Description	PART #	Description
<b>Bearing Kits</b>			
ZMBK151BWS [79464]	88 & up Ford Ranger, 2WD, w/ synchros	ZMSEA1119 [75284]	Shift shaft seal, FWD
ZMBK151WS [71006]	85-'87 Mitsubishi, w/ synchros	ZMSEA12710 [73183]	Input seal, Montero
ZMBK187 [30640]	85 & up, 5 speed, FWD	ZMSEA14X26X12.5 [78837]	Shift shaft seal, Lancer Evolution
ZMBK187WS [30800]	85 & up, 5 speed, FWD, w/ synchros	ZMSEA2227 [71581]	Shift shaft seal, 2WD
ZMBK189AWS [77429]	97-'99 Montero, 5 speed, 3 piece synchros	ZMSEA31X45X7 [70370]	Input seal, Lancer Evolution
ZMBK227 [30641]	85-'87 Starion, 5 speed	ZMSEA40X61X11.5 [72405]	Rear seal, Lancer Evolution, AWD
ZMBK227BWS [30654]	88-'89 Starion, 5 speed, w/ synchros	ZMSEA7552 [72174]	Differential seal
ZMBK227WS [30642]	85-'87 Starion Turbo, w/ synchros	ZMSEAEZ9008B [74702]	Rear seal, Eclipse, 4 cylinder
ZMBK232AWS [30647]	86 & up FWD, 5 speed, w/ synchros	ZMSRMF520414 [78135]	O-ring, Talon
ZMBK232BWS [30646]	86 & up FWD, 4 speed, w/ synchros	<b>Synchros, Blockers &amp; Parts</b>	
ZMBK232WS [30645]	86 & up FWD	ZMMITMR581383 [78429]	Synchro rings, Eclipse
ZMBK304 [75330]	88 & up Montero, 5 speed, w/ top cover	ZMSR2551A011 [78495]	2nd blocker, Eclipse
ZMBK304WS [76841]	88 & up Montero, 5 speed, w/ top cover, w/ synchros	ZMSRGT3000-14 [73535]	1st & 2nd blocker, 3000GT 5 & 6 speed
ZMBK358BWS [30657]	90 & up Turbo, 5 speed	ZMSRGT3000-14A [75962]	3rd & 4th blocker, 3000GT, 5 speed
ZMBK358CWS [77488]	93-'94 1.8L, 5 speed, w/ synchros	ZMSRGT3000-14C [72015]	5th & reverse blocker, 3000GT, 5 speed
ZMBK365 [30653]	88 & up, 5 speed, 4WD	ZMSRMD-14F [75753]	5th blocker
ZMBK365AWS [74721]	90-'91 Galant, 2.0L, w/ synchros	ZMSRMD-14G [79243]	1st blocker
ZMBK366 [74195]	89 & up 5 speed	ZMSRMD-14K [71392]	3rd & 4th blocker
ZMBK428 [74208]	91 & up 3000GT, 5 speed, AWD	ZMSRMD-14L [70585]	Reverse blocker, 36 tooth
ZMBK428WS [74904]	91 & up 3000GT, 5 speed, AWD, w/ synchros	ZMSRMD-14M [74138]	2nd blocker, 3 piece
ZMBK437 [77113]	03 & up Lancer Evolution	ZMSRMD-14Q [71065]	3rd through reverse blockers
ZMBK437WS [74455]	03 & up Lancer Evolution, w/ synchros	ZMSRMD748058 [71746]	4th blocker, Eclipse
ZMBK497 [70213]	97 & up Mitsubishi passenger car	ZMSRMD748059 [74597]	1st blocker, Eclipse
ZMBK497A [74151]	00 & up Eclipse, 2.4L, 5 speed	ZMSRMD748599 [70932]	Reverse blocker, Eclipse
ZMBK497AWS [76270]	00 & up Eclipse, 2.4L, 5 speed, w/ synchros	ZMSRMD770149 [79425]	1st blocker, Eclipse
ZMBK497B [77647]	00-'03 Eclipse, 3.0L	ZMSRMD770348 [72471]	3rd blocker, Eclipse
ZMBK497BWS [70612]	00-'03 Eclipse, 3.0L, w/ synchros	ZMSRMD770748 [78823]	2nd blocker, Eclipse
ZMBK497WS [71706]	97-'06 Passenger car, w/ synchros	ZMSRME-14 [78386]	1st through 5th blocker, Montero
<b>Input Shafts</b>		ZMSRME581034 [73895]	Reverse blocker, Montero
ZMMIT-16D [77295]	Mitsubishi & Ranger	ZMSRMIT-14A [72847]	3rd, 4th & 5th blocker
<b>Mainshafts &amp; Mainshaft Gears</b>		ZMSRMIT-14B [70909]	2nd gear blocker
ZMMITGT3000 [76002]	Mainshaft, AWD, 25 spline	ZMSRMIT-14C [79272]	1st gear blocker
ZMMITGT3000-18S [71788]	Mainshaft, 3000GT, 5 speed, AWD		

## Model 18

PART #	Description	PART #	Description
<b>Bearing Kits</b>			
ZMBK18 [76384]	61-'75	ZMBK18A [74644]	50-'61

## Model 20

PART #	Description
<b>Bearing Kits</b>	
#N/A	Bearing kit, '66-'77

## Model 259

PART #	Description	PART #	Description
<b>Bearing Kits</b>			
ZMBK268 [75877]	Ford 3 speed	ZMBK268A [77754]	55-'62 Ford 3 speed

## MT82

PART #	Description	PART #	Description
<b>Bearing Kits</b>			
ZMBK308B [79311]	96-'98 GM	ZMMT82-12 [75415]	1st gear on mainshaft
ZMBK308BWS [72077]	96-'98 GM, w/ synchros	ZMMT82-21 [75585]	2nd gear on mainshaft
ZMBK550 [72080]	11 & up, 6 speed	ZMMT82-34 [71684]	3rd gear on mainshaft
ZMBK550WS [77728]	11 & up, 6 speed, w/ synchros	ZMMT82-48 [70745]	6th gear on mainshaft, '11 & up
ZMMK308BWS [79407]	96-'98 GM, w/ synchros	<b>Transmission Gears</b>	
<b>Forks, Pads &amp; Parts</b>			
ZMMT82-23A [70840]	1st & 2nd shift fork	ZMMT82-19 [77430]	5th gear on cluster
ZMMT82-23B [79206]	3rd & 4th shift fork	ZMMT82-36 [75485]	Reverse gear on mainshaft
ZMMT82-23C [73571]	5th, 5th & reverse shift fork	ZMMT82-48A [72826]	6th gear on cluster, '11 & up
ZMMT82-28 [71179]	Fork pads, bronze	ZMMT82-48B [73563]	6th gear on mainshaft
		ZMMT82-48C [79193]	6th gear on cluster
		ZMMT82-9 [77307]	4th gear on cluster

Continued on next page





# MT82

PART #	Description	PART #	Description
<b>Hubs &amp; Sliders</b>			
ZMMT82-40 [71970]	Reverse hub & slider	ZMMT82-14B [77592]	5th & 6th synchro ring
ZMMT82-50 [75817]	5th & 6th hub & slider	ZMMT82-14C [77718]	Reverse synchro ring
ZMMT82-80 [74814]	1st & 2nd hub & slider	ZMMT82-152 [76868]	5th synchro cone
		ZMMT82-152A [73387]	6th synchro cone
<b>Input Shafts</b>			
ZMMT82-16 [74786]	23 spline	<b>Small parts</b>	
ZMMT82-16A [73759]	26 spline	ZMMT82BOLT [76906]	Cluster shaft retainer bolt
		ZMMT82-DNT [70898]	Shift rail detent
		ZMMT82-SRD [78332]	Shift rail detent
		ZMMT82SRK [75397]	Snap ring kit
<b>Seals</b>			
ZMMT82-45 [74271]	Shift shaft seal		
ZMSEA35527 [30689]	Front seal		
ZMSEA52652 [30688]	Cluster plug seal		

# Muncie

PART #	Description	PART #	Description
<b>Bearing Kits</b>			
ZMBK116 [72073]	66-'74 M21 & M22	ZMSP242-50B [78042]	Small parts kit, 3 speed
ZMBK116HD [72727]	66-'74 M21 & M22, 4 speed, HD	ZMSP297-50 [77483]	Small parts kit, 7/8" countershaft
ZMBK116HDWS [74207]	66-'74 M21 & M22, 4 speed, HD, w/ synchros	ZMSP297-50A [79136]	Small parts kit, 1" countershaft
ZMBK116WS [72143]	66-'74, 4 speed, w/ synchros	ZMBSH18-103-001 [75506]	1st gear bushing
ZMBK131 [79310]	40-'54 318	ZMBSHWT297-62 [77793]	Tail bushing, 32 spline
ZMBK234WS [30691]	86 & up FWD, 5 speed	ZMMUNOX112-558-0 [74328]	Reverse idler shaft, tapered pin
ZMMK116WS [73781]	66-'74, w/ synchros	ZMMUN1300-109-003 [72488]	Reverse detent ball
ZMMK117WS [75969]	63-'65 4 speed, w/ synchros	ZMMUN18-027-003 [76132]	Bearing retainer, truck
<b>Countershafts &amp; Countershafts Gears</b>			
ZMMUNWT297-3 [71032]	Countershaft, 10"	ZMMUN18-040-001 [76926]	Shift linkage lever adapters
ZMMUNWT297-3A [77497]	Countershaft, 10" long, 1" O.D.	ZMMUN18-410-023-1X [75152]	Side cover, with levers
<b>Gaskets &amp; Gasket Sets</b>			
ZMGAS266-55 [77599]	Gasket set, 3 speed	ZMMUN18-410-023-3X [75916]	Side cover kit
ZMGAS266-55A [72504]	Gasket set, 3 speed	ZMMUN18-598-001-1X [79386]	Shift lever
ZMGAS297-55 [72383]	Gasket set, 4 speed	ZMMUN18-598-004 [78085]	Reverse lever
ZMGAS297-55R [78804]	Retainer gasket	ZMMUN18-672-003 [75546]	Center plate
ZMGASTS5099 [79033]	Gasket set, 3 speed	ZMMUN18-672-007 [78563]	Center plate
ZMGSK116 [73773]	Gasket seal kit	ZMMUN3773017 [79150]	Reverse detent spring
<b>Input Shafts</b>			
ZMMUNWT297-16 [70427]	M21, 26 tooth	ZMMUN3912195 [71950]	Countershaft spacer, 1"
ZMMUNWT297-16A [74962]	M20, 24 tooth	ZMMUNPR707A [77434]	Input nut
ZMMUNWT297-16B [78739]	M20, 21 tooth, 2.52 ratio	ZMMUNWT297-6 [70818]	Input retainer, passenger car
ZMMUNWT297-16C [70397]	M20, 21 tooth, 2.52 ratio	ZMMUNWT297-W [74125]	Input nut wrench
ZMMUNWT297-16D [72950]	M21, 26 tooth, 2.20 ratio	ZMSEA6120 [75068]	Shifter o-rings, 3 speed
ZMMUNWT297-16F [73290]	M22, 26 tooth	ZMSP835 [77223]	Oil slinger
ZMMUNWT297-16U [73282]	M22, 26 tooth, 10 spline	ZMSPD18-110-005 [72378]	Speedo gear, 7 tooth, 1.84" O.D.
<b>Forks, Pads &amp; Parts</b>			
ZMMUNWT297-23 [76338]	Passenger car forks	ZMSPD18-110-006 [75905]	Speedo gear, 7 tooth
ZMMUNWT297-23A [71261]	Reverse fork	ZMSPD3708144 [73774]	Speedo gear, 8 tooth, 27 spline, 1.84" O.D.
<b>Housings &amp; Cases</b>			
ZMMUN18-410-001 [75553]	Case kit, passenger car, 7/8"	ZMSPD3708145 [75103]	Speedo gear, 8 tooth, 27 spline, 1.76" O.D.
ZMMUN18-410-002 [75036]	Case kit, passenger car, 1"	ZMSPD3978758 [78234]	Speedo gear, 8 tooth, 32 spline, 1.84" O.D.
ZMMUN18-410-021 [77363]	Tail housing kit, 27 spline	ZMSPD44881 [75600]	Speedo bullet
ZMMUN18-410-022 [76301]	Tail housing shaft, 32 spline	<b>Clusters &amp; Cluster Gears</b>	
ZMMUN219-1010 [74382]	Main case countershaft plug	ZMMUNWT297-8 [74714]	M21 cluster, close ratio, 7/8" pin
<b>Synchros, Blockers &amp; Parts</b>			
ZMMUNWT242-14 [75801]	2nd & 3rd blocker, GM	ZMMUNWT297-8A [76439]	M20 cluster, 2.56 ratio, 7/8" pin
ZMMUNWT297-15 [79076]	Synchro sleeve, GM & Chrysler	ZMMUNWT297-8C [74299]	M20 cluster, 2.52 ratio, 1" pin
ZMMUNWT297-2.5 [70253]	Synchro hub	ZMMUNWT297-8D [73862]	M21 cluster, 2.50 ratio, 1" pin
ZMMUNWT297-2.5A [74836]	3rd & 4th synchro assembly	ZMMUNWT297-8E [78240]	M22 cluster, 2.50 ratio, 1" pin
ZMMUNWT297-K [72956]	Synchro springs & key kit, passenger car	<b>Transmission Gears</b>	
ZMSR282-14 [73001]	3rd, 4th & 5th synchro ring	ZMMUNM21GK [73947]	Gear kit, 10 spline input, M21
ZMSRWT297-14 [77945]	Synchro ring, passenger car, w/o step	ZMMUNM22GK [71948]	Gear kit, 10 spline input, M22
ZMSRWT297-14A [76914]	Synchro ring, passenger car, w/ step	ZMMUNM22GKA [75432]	Gear kit, 26 spline, M22
<b>Mainshafts &amp; Mainshaft Gears</b>			
ZMMUNWT297-2A [77397]	Mainshaft, 27 spline	ZMMUNWT297-10 [74557]	Front reverse idler, 18 tooth
ZMMUNWT297-2G [78846]	Mainshaft, 32 spline	ZMMUNWT297-10A [70274]	Rear reverse idler, 17 tooth
ZMMUNWT297-36 [73176]	Mainshaft, 35 tooth	ZMMUNWT297-10B [76214]	Front reverse idler, M22
<b>Seals</b>			
ZMSEA13668 [73668]	Differential seal, GM, Isuzu & late Saturn, FWD	ZMMUNWT297-11 [76898]	3rd gear
ZMSEA15041 [70188]	Seal, 2WD	ZMMUNWT297-11A [77350]	M22 3rd gear
ZMSEA7410 [78209]	Shift shaft seal	ZMMUNWT297-12 [78473]	1st gear, passenger car, 36 tooth
ZMSEACR7298 [74876]	Countershaft plug seal	ZMMUNWT297-12A [70505]	1st gear, passenger car, 36 tooth
		ZMMUNWT297-12B [76448]	M22 1st gear, 36 tooth
		ZMMUNWT297-21 [75402]	2nd gear, passenger car, 30 tooth
		ZMMUNWT297-21A [76029]	M22 2nd gear, 30 tooth
		ZMMUNWT297-35 [70899]	Reverse idler shaft, passenger car
<b>Yokes</b>			
ZMYMUNCIE-YOKE-1 [71223]	1310 u/joint, 27 spline, 5.7" long, outside snap ring		
ZMYMUNCIE-YOKE-2 [70473]	1310 u/joint, 32 spline, 6.7" long, outside snap ring		
ZMYMUNCIE-YOKE-3 [77044]	1330 u/joint, 32 spline, 6.9" long, outside snap ring		
ZMYMUNCIE-YOKE-4 [72572]	1350 u/joint, 32 spline, 7.1" long, outside snap ring		

# MY6

PART #	Description
<b>Gaskets &amp; Gasket Sets</b>	
ZMGAS294-55 [75396]	Gasket set
ZMGSK833 [70786]	Gasket seal kit
<b>Seals</b>	
ZMSEAS114 [75634]	O-ring
ZMSEAS129 [75805]	Speedometer o-ring
<b>Small parts</b>	
ZM833NP117920 [77023]	Front countershaft plug
ZMSEAS111 [78494]	Shifter o-rings

PART #	Description
<b>Synchros, Blockers &amp; Parts</b>	
ZMSRWT307-14 [70746]	Synchro ring
<b>Transmission Gears</b>	
ZM8333878430 [75697]	Overdrive gear, 18 tooth
ZM8334295104 [74865]	Reverse idler gear
<b>Mainshafts &amp; Mainshaft Gears</b>	
ZM833-2K [70479]	82-'86 GM, 19 11/16" long

# Nissan

PART #	Description
<b>Bearing Kits</b>	
ZMBK104 [77341]	73-'85 Nissan
ZMBK104WS [73005]	81-'86 Nissan pickup, w/ synchros
ZMBK105 [76478]	73-'85 Nissan pickup, 4 speed, 2WD
ZMBK105A [76328]	71-'73 Nissan 240Z, w/ removable bell
ZMBK105AWS [74256]	71-'73 Nissan 240Z, w/ removable bell, w/ synchros
ZMBK133 [71231]	85 & up
ZMBK133AWS [72058]	86 & up Hardbody, 4 cylinder, 2WD, w/ synchros
ZMBK133BWS [77199]	87-'89 300ZX, w/ synchros
ZMBK133CWS [76978]	93-'97, w/ ring & synchros
ZMBK133DWS [77260]	97 & up, 2WD, w/ reverse synchros
ZMBK133E [71822]	98 & up Frontier, 4 cylinder, 2WD
ZMBK133EWS [73995]	98 & up Frontier, 4 cylinder, 2WD, w/ synchros
ZMBK133WS [78108]	85 & up, w/ synchros
ZMBK174 [74104]	81-'86 Sentra
ZMBK174A [70125]	90 & up Sentra, 5 speed, 1.6L
ZMBK174AWS [74593]	90 & up Sentra, 5 speed, 1.6L, w/ synchros
ZMBK174D [76362]	91-'93 30 series, 2.0L
ZMBK174DWS [76546]	91-'93 30 series, 2.0L, w/ synchros
ZMBK174WS [72335]	81-'86 Sentra, w/ synchros
ZMBK178 [75900]	75-'79 200SX, reverse shift pattern
ZMBK178WS [72688]	75-'79 200SX, reverse shift pattern, synchros
ZMBK182 [78305]	86 & up Maxima
ZMBK182AWS [72486]	1988 Mazima & Stanza, w/ reverse synchros
ZMBK182B [30643]	85-'90 Maxima & Stanza
ZMBK182BWS [30644]	85-'90 Maxima & Stanza, w/ synchros
ZMBK182C [71592]	90-'91 Maxima, Stanza & Altima
ZMBK182CWS [75539]	90-'91 Maxima, Stanza & Altima, w/ synchros
ZMBK182D [72151]	91 & up Maxima & Stanza
ZMBK182DWS [30659]	91 & up Maxima & Stanza, w/ synchros
ZMBK182E [77473]	91 & up Maxima, open differential
ZMBK182EWS [30660]	91 & up Maxima, open differential, w/ synchros
ZMBK182F [30656]	90 & up Maxima & Stanza
ZMBK182FWS [30658]	90 & up Maxima & Stanza, w/ synchros
ZMBK182GWS [70149]	89-'90, 5 speed, 4WD, w/ synchros
ZMBK182HWS [77395]	97-'10 Maxima, w/ synchros
ZMBK182WS [30648]	86 & up Maxima & Stanza, w/ synchros
ZMBK212 [79563]	86-'89 Hardbody, 4WD
ZMBK212A [71139]	90-'84 Hardbody, 5 speed, 4WD
ZMBK212AWS [75660]	90-'84 Hardbody, 5 speed, 4WD, w/ synchros
ZMBK212BWS [72785]	92-'93 Hardbody, 4 cylinder, 4WD, w/ synchros
ZMBK212CWS [77474]	93 & up Hardbody, 4 cylinder, 5 speed, 4WD, w/s synchros
ZMBK212E [76609]	98 & up Frontier, 5 speed
ZMBK212EWS [77932]	98 & up Frontier, 5 speed, w/ synchros
ZMBK212WS [73195]	Hardbody, 5 speed, 4WD, w/ synchros
ZMBK213 [77244]	86 7 up Sentra & Pulsar
ZMBK213WS [76205]	86 7 up Sentra & Pulsar, w/ synchros
ZMBK239 [30668]	50 series, 4WD
ZMBK240 [79365]	02-'03 Xterra V6, 4WD
ZMBK240CWS [73921]	91-'93 5 speed, w/ synchros
ZMBK240DWS [73795]	93 & up 300ZX, 5 speed, w/ synchros
ZMBK240LWS [71863]	87 & up, V6, 4WD, w/ synchros
ZMBK240WS [76918]	85-'87, V6, w/ synchros
ZMBK260 [78222]	86 & up 4 cylinder & V6
ZMBK269 [30669]	87-'89 Pulsar, 5 speed
ZMBK269WS [30650]	87-'89 Pulsar, 5 speed, w/ synchros
ZMBK296 [30798]	81-'86 Stanza
ZMBK481 [75000]	03 & up 350Z, 6 speed
ZMBK481C [72377]	05 & up Frontier, 4.0L, 6 speed
ZMBK481CWS [76374]	05 & up Frontier, 4.0L, 6 speed, w/ synchros
ZMBK481WS [70504]	03-'06 350Z, w/ synchros

PART #	Description
<b>Synchros, Blockers &amp; Parts</b>	
ZMNIS-16C [76141]	Input synchro, '93-'96
ZMNIS-192 [79471]	Synchro hub, '92 & up 4 cylinder
ZMNIS-2.5 [78396]	3rd & 4th synchro assembly, '93 & up
ZMNIS32603-36N00 [76530]	5th & reverse synchro spring, '93 & up, 4 cylinder
ZMNIS32603-73200 [73196]	3rd & 4th synchro springs, Hardbody, 4 cylinder
ZMNIS32604-01G16 [70875]	Synchro ring, 6 cylinder
ZMNIS32604-30P61 [74143]	Blocker, V6
ZMNIS32604-40P61 [76714]	Blocker, V6
ZMNIS32609-70L15 [76907]	3rd & 4th synchro keys, '93 & up, 4 cylinder
ZMNIS32618-30P00 [76090]	Reverse synchro sleeve, '90-'93 300ZX, V6
ZMNIS-37 [74893]	Reverse gear synchro, '92 & up 4 cylinder
ZMNIS-40 [72002]	5th & reverse synchro sleeve, '92 & up, 4 cylinder
ZMNISN32609-36N15 [77016]	5th & reverse synchro key, '93 & up, 4 cylinder
ZMSR32604-01G11 [75255]	1st blocker, Hardbody V6
ZMSR32604-23P60 [30778]	1st gear synchro ring, Hardbody V6
ZMSR32604-8H503 [30779]	1st & 2nd synchro, Maxima
ZMSR32604-CD010 [76059]	Synchro ring, '03-'06 350Z
ZMSR32604-CD015 [76463]	Synchro ring, '03-'06 350Z
ZMSR32604-CD020 [79476]	Synchro ring, '03-'06 350Z
ZMSR32614-30P60 [30780]	5th gear synchro, Xterra & Frontier
ZMSR32620-CD000 [79004]	Synchro ring, '03-'06 350Z
ZMSR32620-CD010 [74779]	Synchro ring, '03-'06 350Z
ZMSR32620-CD100 [77467]	1st gear synchro ring, '05-'17 Frontier & Xterra
ZMSR32631-CD000 [71956]	Synchro ring, '03-'06 350Z
ZMSR43350-39900 [76701]	1st & 2nd synchro ring, Maxima
ZMSR43374-39900 [78855]	3rd & 4th synchro ring, Maxima
ZMSR43384-39900 [79382]	5th & 6th synchro ring, Maxima
ZMSR43388-39900 [76042]	Reverse synchro ring, Maxima
ZMSRK133 [73335]	Synchro ring kit
ZMSRK133E [30777]	Synchro ring kit, '98 & up Frontier, 4 cylinder, 2WD
ZMSRK240C [72068]	Synchro ring kit, '91-'93 300ZX, 5 speed
ZMSRNIS-14 [70737]	1st through 4th synchro rings, 30 tooth
ZMSRNIS-14A [77616]	5th blocker, '93-'97 Hardbody, 4 cylinder
ZMSRNIS-14B [74703]	1st & 2nd synchro ring, 33 tooth
ZMSRNIS-14D [71982]	3rd & 4th blocker, Maxima
ZMSRNIS-14G [71847]	3rd & 4th blocker, '93-'97 Hardbody, 4 cylinder
ZMSRNIS-14H [72509]	Blocker, Pickup, 6 cylinder
ZMSRNIS-14I [78785]	Reverse blockers, Maxima
ZMSRNIS-14J [71026]	Blocker, Pickup, 6 cylinder
ZMSRNIS-14K [73612]	2nd blocker, Hardbody & 300ZX, V6
ZMSRNIS-14L [79251]	Blocker, Pickup, 6 cylinder
ZMSRNIS-14M [70876]	3rd & 4th blocker, Hardbody, V6
ZMSRNIS-14N [76561]	3rd outer blocker, Pathfinder, V6
ZMSRNIS-14NA [79696]	3rd inner blocker, Pathfinder, V6
ZMSRNIS-14O [71266]	4th blocker, Pathfinder, V6
ZMSRNIS-14P [72721]	Outer blocker, Pickup, V6
ZMSRNIS-14PA [71794]	Inner blocker, Pickup, V6
ZMSRNIS-14QR [72848]	2nd blocker, '93-'97 Hardbody, 4 cylinder, 3 piece
ZMSRNIS-14S [73167]	1st blocker, '93-'97 Hardbody, 4 cylinder
ZMSRNIS-14T [79435]	Reverse blocker, '92 & up Hardbody
ZMSRNIS-14V [76739]	2nd blocker
ZMSRNIS-14W [78683]	5th blockers, Maxima
ZMSRNIS-14X [70268]	Blocker, FWD
ZMSRNIS-14XA [70021]	Blocker, FWD
ZMSRNIS-14Y [77145]	Blocker, FWD
ZMSRNIS-14Z [78477]	Synchro ring, V6
ZMSRSEN-14 [75250]	5th blocker
ZMSRSEN-14A [74202]	1st blocker, FWD

Continued on next page

## Nissan (Cont.)

PART #	Description	PART #	Description
<b>Transmission Gears</b>		<b>Gaskets &amp; Gasket Sets</b>	
ZMNIS-10A [7271]	Reverse idler gear, 21 tooth	ZMGAS32143-CD000 [78567]	Shifter gasket, 350Z, 6 speed
ZMNIS32242-05G70 [30560]	1st gear, 1994 Hardbody, 34 tooth	ZMGAS32516-35G10 [74823]	Shifter gasket
ZMNIS-5 [78486]	5th gear set, '86-'93 pickup, 4 cylinder, 21/39 tooth	ZMGAS32516-CD10A [73033]	Shifter gasket, 350Z
ZMNIS-5A [74920]	5th gear set, '78-'85 pickup, 24-45 tooth		
ZMNIS-5B [71626]	5th gear set, 22-37 tooth		
ZMNIS-5C [72226]	5th gear set, '93 & up, 21/39 tooth		
ZMNISSEN-5A [72765]	5th input gear		
<b>Transmission Gears</b>		<b>Seals</b>	
ZMNISV6-12 [70086]	1st gear, V6	ZMNIS32887-01A01 [78588]	Strike rod seal
<b>Clusters &amp; Cluster Gears</b>		ZMSEA13005 [76391]	Differential seal
ZMNIS-8 [74645]	Cluster, '86 & up, 4 cylinder	ZMSEA15372 [79147]	Rear case seal
ZMNISV6-8 [72554]	Cluster, V6 pickup, 4WD	ZMSEA16594 [78893]	Differential seal, FWD
		ZMSEA4160 [74596]	Differential seal, FWD
<b>Forks, Pads &amp; Parts</b>		ZMSEA44608 [70131]	Rear seal, 350Z, 6 speed
ZMNIS-23B [78397]	5th & reverse fork, '90 & up Hardbody, 4 cylinder	ZMSEA6785 [78060]	Shift shaft seal, 350Z, 6 speed
ZMNIS32817-55S00 [71656]	5h fork, Hardbody, 4 cylinder	ZMSEAAAS118 [72523]	Reverse lockout o-ring
<b>Hubs &amp; Sliders</b>		ZMSEAAAS149 [73894]	O-ring
ZMNIS32606-30P1A [77127]	1st & 2nd slider, V6	ZMSEACR9043 [70562]	Plug seal, Maxima
<b>Input Shafts</b>		<b>Small parts</b>	
ZMNIS-16 [73699]	4 cylinder Hardbody	ZMBSHNIS-198 [72537]	5th gear bushing, Hardbody
ZMNIS-16A [70380]	Input set, '86-'93 2WD	ZMBSHNISAN-62 [78655]	Tail bushing, 2WD
ZMNIS-16B [74166]	Input set, '93 & up 4 cylinder, 2WD	ZMGAS32112-CD000 [70793]	Gasket, 350Z, 6 speed
ZMNISV6-16 [79202]	87-'95 pickup, V6, AWD	ZMGAS32112-V5001 [73114]	Front retainer gasket
<b>Mainshafts &amp; Mainshaft Gears</b>		ZMNIS-204 [74186]	Mainshaft nut
ZMNIS-2 [71921]	Mainshaft, 4 cylinder	ZMNIS-220 [76231]	Countershaft nut
ZMNIS-2A [70030]	Mainshaft, '86 & up Hardbody, 4 cylinder, 4WD	ZMNIS32214-58S61 [74021]	4th gear woodruff key, Hardbody
		ZMNIS32218-V5002 [78430]	Countershaft shim, 4 cylinder
		ZMNIS32255-V5013 [72065]	5th gear spacer
		ZMNIS32352-E9813 [70031]	5th gear thrust washer
		ZMNIS-36 [79029]	Synchro sleeve, '81-'92
		ZMNIS-6A [79065]	Input retainer

## NP140

PART #	Description
<b>Bearing Kits</b>	
ZMBK476 [76400]	05 & up Jeep

## NP203

PART #	Description
<b>Seals</b>	
ZMSEA13676 [73405]	Adapter seal, NP203 to NP205

## NP207

PART #	Description
<b>Small parts kits</b>	
ZMSP207-50 [70165]	Small parts kit

## NP218

PART #	Description
<b>Bearing Kits</b>	
ZMBK226 [77175]	88 & up Hummer

## NP226

PART #	Description
<b>Small parts</b>	
ZMSEAAAS013 [76690]	Pump to tube o-ring

## NP247

PART #	Description
<b>Small parts</b> ZMSEAA013 [76690]	Pump to tube o-ring

## NP261

PART #	Description
<b>Small parts</b> ZMSEAA109 [70308]	Oil pump pickup tube o-ring

## NP263

PART #	Description
<b>Small parts</b> ZMSEAA109 [70308]	Oil pump pickup tube o-ring

## NP271

PART #	Description
<b>Bearing Kits</b> ZMBK485B [76598]	07-'13 Dodge, w/ bolt on yoke

## NP273

PART #	Description
<b>Bearing Kits</b> ZMBK485B [76598]	07-'13 Dodge, w/ bolt on yoke

## NP420

PART #	Description	PART #	Description
<b>Bearing Kits</b> ZMBK267 [72029]	56-'68 Dodge, 4 speed	<b>Gaskets &amp; Gasket Sets</b> ZMGAS275-55 [72684]	Gasket, Dodge

## NP435

PART #	Description	PART #	Description
<b>Bearing Kits</b> ZMBK127 [72355]	65-'86 Nissan, 4 speed	<b>Seals</b> ZMSEA13557 [76860]	Input seal, Ford, big design
ZMBK127A [78828]	65-'86 Nissan, 4 speed, w/o small parts kit	ZMSEAA129 [75805]	Speedometer o-ring
ZMBK127D [72549]	65-'86 Chrysler, 4 speed	<b>Forks, Pads &amp; Parts</b>	
ZMBK127DWS [75115]	65-'86 Chrysler, 4 speed, w/ synchros	ZM435993549 [71395]	3rd & 4th fork pads
ZMBK127E [73353]	63-'91, 4 speed, ball input bearing	ZM435996969 [75183]	Shift pads
ZMBK127EWS [71507]	63-'91, 4 speed, ball input bearing, w/ synchros	ZM435INSK [75378]	Fork insert kit
ZMBK127FWS [74601]	86-'91 Chrysler, 4 speed, ball bearing, w/ synchros	ZM435WT291-23 [74756]	1st & 2nd fork
ZMBK127I [72635]	65-'82 International, 4 speed	ZM435WT291-23A [71506]	3rd & 4th fork
ZMBK127WS [70011]	65-'82 International, 4 speed, w/ synchros	ZM435WT291-23B [74990]	Reverse fork

### Synchros, Blockers & Parts

ZM435WT275-2.5B [73666]	3rd & 4th synchro, w/ ring & hub
ZM435WT291-2.5B [76840]	3rd & 4th synchro
ZM435WT291-2.5D [79501]	3rd & 4th synchro
ZM435WT291-2.5E [78769]	3rd & 4th synchro assembly
ZMSRAWT291-83 [74148]	2nd blocker
ZMSRWT258-14 [74759]	3rd & 4th synchro ring, 24 tooth

### Mainshafts & Mainshaft Gears

ZM435WT291-2B [77255]	Mainshaft, 13.5" long
ZM435WT291-2E [72403]	Mainshaft, 16.75" long, Ford
ZM435WT291-2F [30697]	Mainshaft, 17.38" long, Ford
ZM435WT291-2G [30701]	435F Mainshaft, 16.25" long
ZM435WT291-2J [74948]	Mainshaft, 19.25" long, 4WD, Ford

### Gaskets & Gasket Sets

ZMGAS291-55 [76700]	Gasket set
ZMGAS291-55R [78510]	Gasket
ZMGSK127 [75139]	Gasket seal kit

### Transmission Gears

ZM435WT291-10C [78112]	Reverse idler gear
ZM435WT291-11 [78598]	3rd gear, 23 tooth
ZM435WT291-11A [74776]	3rd gear, 23 tooth
ZM435WT291-11C [77553]	3rd gear, 24 tooth
ZM435WT291-12A [77375]	1st & reverse gear, 37 tooth
ZM435WT291-21 [30692]	2nd gear, 33 tooth

### Clusters & Cluster Gears

ZM435WT291-3 [71821]	Cluster
----------------------	---------

### Small parts

ZM4352507844 [76454]	1st mainshaft gear spacer
ZM4352507995 [75759]	Front countershaft thrust washer
ZM4352507997 [70496]	Reverse cluster thrust washer
ZM4352829823 [76803]	1st gear spring
ZM43595724 [74479]	Input retainer, Ford
ZM435WT291-6 [70727]	Input retainer, Ford

## NP435 (Cont.)

PART #	Description	PART #	Description
<b>Small parts (Cont.)</b>			
ZM435WT291-6A [72000]	435D retainer	ZM5352952592 [77069]	5th gear thrust washer
ZM435WT291-6D [73046]	Input retainer, GM	ZMSPAX94906 [79488]	Small parts kit, shift stub repair
ZM435WT291-90 [70243]	Mainshaft nut, Ford	ZMSP291-50 [71951]	Small parts kit

## NP445

PART #	Description	PART #	Description
<b>Bearing Kits</b>			
ZMBK172 [71354]	70-'79 Chrysler pickup, 4 speed	ZMSP311-50 [79677]	Small parts kit
<b>Gaskets &amp; Gasket Sets</b>			
ZMGAS311-55 [72064]	Gasket set		

## NP523

PART #	Description
<b>Bearing Kits</b>	
ZMBK377 [74566]	90-'94 Chrysler passenger car

## NP525

PART #	Description	PART #	Description
<b>Seals</b>			
ZMSEA10583 [77376]	Input seal		
<b>Synchros, Blockers &amp; Parts</b>			
ZMSR535-14 [76718]			3rd, 4th & 5th blocker ring
ZMSRA525-83 [78730]			1st & 2nd blocker

## NP535

PART #	Description	PART #	Description
<b>Bearing Kits</b>			
ZMBK233 [75126]	87-'93 Dakota	ZM5354338032 [75125]	Low gear thrust washer
ZMBK233WS [78618]	87-'93 Dakota, w/ synchros	ZM5354338098 [75806]	Reverse gear thrust washer
<b>Clusters &amp; Cluster Gears</b>			
ZM535-8A [79538]	Cluster, w/ 5th gear	ZM5354338205 [70713]	Shift rail spring
NP535 Forks, Pads & Parts		ZM5354338280 [77826]	Rear countershaft shim, 0.72"
ZM5354338013 [72726]	1st & 2nd shift fork	ZM5354338285 [75132]	Rear countershaft shim, 0.89"
ZM5354338027 [72920]	3rd, 4th, 5th & reverse shift fork	ZM535442931 [77683]	Shift rail lug pin
ZM535442934 [78447]	Shift fork to rain pin	ZM5354443193 [79719]	Mainshaft thrust washer & pin pack
<b>Gaskets &amp; Gasket Sets</b>			
ZMGAS535-55 [74758]	Input retainer gasket	ZM5356033129 [79616]	Center countershaft bearing snap ring
<b>Input Shafts</b>			
ZM535-16 [79369]	Input shaft, Dakota	ZM5356033987 [70549]	5th gear key
<b>Mainshafts &amp; Mainshaft Gears</b>			
ZM535-18 [71767]	5th gear mainshaft	ZMSP535-50 [76776]	Small parts kit
ZM535-2 [71793]	Mainshaft, Chrysler, 4WD	<b>Synchros, Blockers &amp; Parts</b>	
ZM535-36 [70152]	Mainshaft reverse gear	ZM5354338244 [73128]	5th to reverse blocker
<b>Seals</b>			
ZMSEA10515 [76540]	Input seal, 23 spline	ZM535-80 [73830]	1st & 2nd synchro assembly
<b>Transmission Gears</b>			
ZM535-11 [71326]	3rd gear, 30 tooth	ZMSR535-14 [76718]	3rd, 4th & 5th blocker ring
ZM5354338131 [76000]	Reverse idler gear	ZMSRA525-83 [78730]	1st & 2nd blocker
ZM5354338152 [78933]	1st gear		
ZM5354338202 [75659]	2nd gear		

## NP541

PART #	Description	PART #	Description
<b>Bearing Kits</b>			
ZMBK214A [74919]	60-'84 GM & Dodge	<b>Gaskets &amp; Gasket Sets</b>	
		ZMGAS310-55 [77652]	Gasket set

## NP542

PART #	Description	PART #	Description
<b>Bearing Kits</b>			
ZMBK214A [74919]	60-'84 GM & Dodge	<b>Small parts</b>	
		ZMSPAX94906 [79488]	Small parts kit, shift stub repair
<b>Gaskets &amp; Gasket Sets</b>			
ZMGAS310-55 [77652]	Gasket set		

## NP543

PART #	Description
<b>Bearing Kits</b>	
ZMBK377 [74566]	90-'94 Chrysler passenger car

## NP547

PART #	Description
<b>Synchos, Blockers &amp; Parts</b>	
ZMSRK300ZFA [70709]	Blocker kit

## NP568

PART #	Description
<b>Bearing Kits</b>	
ZMBK377 [74566]	90-'94 Chrysler passenger car

## NSG70

PART #	Description
<b>Bearing Kits</b>	
ZMBK478 [76201]	05-'14 Jeep
ZMBK478AWS [77046]	05-'14 Jeep, w/ synchros
ZMBK478WS [70173]	12-'14 Jeep, w/ synchros

### Clusters & Cluster Gears

ZMNSG370-11 [71255]	3rd gear cluster, 33 tooth
ZMNSG370-8 [30704]	Cluster assembly
ZMNSG370-8L [30705]	Cluster assembly, '11 & up

### Forks, Pads & Parts

ZMNSG370-23ASSY [77944]	Ford assembly, 6 speed
-------------------------	------------------------

### Hubs & Sliders

ZMNSG370-40 [70245]	Reverse hub & slider, 6 speed
---------------------	-------------------------------

### Input Shafts

ZMNSG370-16 [76793]	31 tooth
---------------------	----------

### Mainshafts & Mainshaft Gears

ZMNSG370-2 [77448]	Mainshaft, 35/41 tooth, 4WD
--------------------	-----------------------------

### Seals

ZMSEA5347 [79121]	Rear seal, 4WD
ZMSEA5547 [74296]	Input seal, 6 speed
ZMSEA7358 [79000]	Countershaft plug seal, Jeep

PART #	Description
<b>Small parts</b>	
ZMNSG68089757AB [74190]	Shifter assembly, 3.8L

### Synchos, Blockers & Parts

ZMNSG370-2.5 [75023]	3rd & 4th synchro assembly, 6 speed
ZMNSG370-50 [70455]	5th & 6th synchro assembly
ZMSRNSG370-14 [70046]	1st & 2nd blocker
ZMSRNSG370-14A [77986]	3rd & 4th blocker
ZMSRNSG370-14B [75733]	Reverse synchro ring
ZMSRNSG370-14E [76175]	5th & 6th synchro ring, early
ZMSRNSG370-14L [77843]	5th & 6th synchro ring, late

### Transmission Gears

ZMNSG370-12A [74975]	1st gear
ZMNSG370-19 [76307]	5th gear countershaft, 6 speed, 43 tooth
ZMNSG370-21 [70436]	2nd gear, 6 speed, 49 tooth
ZMNSG370-28B [30702]	3rd clutch gear
ZMNSG370-28C [30703]	4th clutch gear
ZMNSG370-36 [78917]	Reverse gear, 6 speed, 41 tooth
ZMNSG370-48 [70794]	6th gear mainshaft, '10 & down, 29 tooth
ZMNSG370-48A [78888]	6th gear countershaft, 6 speed, 48 tooth
ZMNSG370-48B [70509]	6th gear mainshaft, '11 & up, 27 tooth
ZMNSG370-80 [73878]	1st & 2nd synchro assembly, 6 speed
ZMNSG370-9 [70312]	4th gear cluster, 6

## NV1500

PART #	Description
<b>Bearing Kits</b>	
ZMBK416 [71537]	96 & up S10, 5 speed
ZMBK416WS [76197]	96 & up S10, 5 speed, w/ synchros
ZMBK494 [72705]	99 & up Dakota
ZMBK494WS [78062]	99 & up Dakota, w/ synchros

### Mainshafts & Mainshaft Gears

ZMNV21442 [75031]	Mainshaft, GM, 2WD
-------------------	--------------------

### Seals

ZMSEA11623 [78677]	Input seal
ZMSEA21008 [75299]	Rear seal, '96 & up S10, 2WD
ZMSEA23879 [77191]	Rear seal, Jeep & Dakota, 4WD

PART #	Description
<b>Small parts</b>	
ZMGETWT290-K [75646]	Spring & key kit

### Synchos, Blockers & Parts

ZMSRNV1500-14 [76051]	Outer blocker, GM
ZMSRNV1500-14A [74782]	Inner blocker, GM
ZMSRNV1500-14B [77574]	Reverse blocker

### Transmission Gears

ZMNV24994 [72118]	5th gear, GM, 27 tooth
-------------------	------------------------

## NV280

PART #	Description
<b>Gaskets &amp; Gasket Sets</b>	
ZMGAS305-55 [77668]	Gasket set

## NV3500

PART #	Description	PART #	Description
<b>Input Shafts</b>			
ZMGET290-16B [73094]	94-'96 Chrysler, 26 tooth	ZMSEA16725 [74153]	Rear seal, Chrysler, 2WD
ZMGET290-16F [78608]	97-'00 Chrysler, 35 tooth	ZMSEA9846 [73727]	Rear seal, 2WD
<b>Small parts</b>			
ZMGETWT290-K [75646]	Spring & key kit	<b>Synchros, Blockers &amp; Parts</b>	
ZMNMK290 [79705]	Needle kit, '80-'90	ZMGET290-15 [75107]	Synchro sleeve, GM & Chrysler
ZMNMK290A [78418]	Needle kit, '91 & up, w/o sealed 5th gear	ZMNMV18130 [73960]	3rd & 4th synchro assembly
ZMNMK290B [76797]	Needle bearing kit, '93 & up	ZMNMV18831 [72594]	1st & 2nd outer blocker
ZMNMV23049751 [70987]	Mainshaft nut	ZMSR18291 [76172]	Reverse synchro ring
ZMNMV26375 [77070]	Shifter, square		
ZMNMV3500-6 [78081]	Bearing retainer		
ZMNMV3500-6A [74246]	Retainer, '02 & up Chrysler & Jeep		

## NV3550

PART #	Description	PART #	Description
<b>Bearing Kits</b>			
ZMBK235FWS [71405]	2006 Jeep, 6 cylinder, w/ synchros	ZMNV3550-16 [72824]	02-'04 Jeep, 26 tooth
		ZMNV3550-16A [71085]	00-'01 Jeep, 35 tooth
<b>Clusters &amp; Cluster Gears</b>			
ZMNV3550-8 [79526]	Jeep cluster, 5 speed	<b>Small parts</b>	
ZMNV3550-8A [76262]	Jeep cluster	ZMNV31452 [75060]	Shift rail
<b>Forks, Pads &amp; Parts</b>			
ZMTRETCNS4240 [76495]	Fork insert	<b>Transmission Gears</b>	
		ZMNV3550-18 [70715]	5th gear, 34 tooth

## NV4500

PART #	Description	PART #	Description
<b>Small parts</b>			
ZMNMK4500 [71187]	Needle bearing kit	ZMNV20031 [70669]	Detent spring
ZMNMK4500A [76849]	Needle bearing kit, '92-'96	ZMNV20231 [74259]	5th gear shift shaft
ZMNMV1000-140-011 [79178]	Reverse switch	ZMNV21313 [70159]	Clutch drive gear
ZMNMV12085485 [74152]	Conversion backup switch	ZMNV22414 [76490]	Input retainer, '96 & up GM
ZMNMV15207 [74517]	Mainshaft snap ring	ZMNV23193 [70331]	3rd gear spacer
ZMNMV15722665 [79635]	Shift lever handle, GM	ZMNV23195 [76721]	Reverse gear spacer
ZMNMV15964862 [75090]	Brake drum cable, GM P series van	ZMNV23211 [72783]	Reverse idler thrust washer
ZMNMV16771 [74894]	Case to top cover dowel	ZMNV23263 [72555]	Reverse idler gear, '97 & up
ZMNMV16792 [76015]	3rd gear spacer	ZMNV25140 [72529]	top cover
ZMNMV16794 [79375]	3rd gear snap ring	ZMNV25289 [74105]	Spacer, '97 & up
ZMNMV16795 [71898]	3rd gear thrust washer	ZMNV25657 [77580]	1st & 2nd shift lug, square
ZMNMV16797 [72805]	Reverse gear thrust washer	ZMNV25818 [75821]	Shifter stub, '95 & up GM
ZMNMV16816 [78311]	Reverse & overdrive shift rail	ZMNV25982 [76417]	Shifter, '98-'02, 4 bolt
ZMNMV16835 [71234]	Mainshaft retainer	ZMNV27133M [70951]	Nut, updated design, w/ washer
ZMNMV16841 [77455]	Top cove plunger	ZMNV27134M [76850]	Mainshaft nut, GM, 4WD
ZMNMV16846 [77032]	Front countershaft bearing cap	ZMNV30291-1 [70498]	Mainshaft shim, .003"
ZMNMV16862 [74521]	Tail housing bolt	ZMNV30291-2 [78871]	Mainshaft shim, .005"
ZMNMV16863 [73475]	Case to extension dowel	ZMNV30291-3 [73225]	Mainshaft shim, .010"
ZMNMV16874 [71275]	5th countershaft thrust washer	ZMNV31402-1 [70588]	Countershaft shim, .003"
ZMNMV16875 [78401]	1st & 2nd mainshaft snap ring	ZMNV31402-2 [76881]	Countershaft shim, .005"
ZMNMV17018 [72682]	Countershaft gear snap ring	ZMNV31402-3 [79399]	Countershaft shim, .010"
ZMNMV17066 [71057]	Mainshaft spacer, w/o brake	ZMNV31402-4 [71058]	Countershaft shim, .0295
ZMNMV17138 [76050]	Spacer	ZMNV35660 [77632]	Shift rail detent pin
ZMNMV17165 [73065]	Trail snap ring, GM	ZMNV4500-63 [76612]	Top cover vent baffle
ZMNMV17181 [71054]	Mainshaft washer, GM, 4WD	ZMNV4500-K1 [75236]	1st & 2nd spring key kit
ZMNMV17288 [73235]	1st & 2nd shift rail	ZMNV4500-K2 [71442]	3rd, 4th, 5th & reverse spring key kit
ZMNMV17420 [78423]	Shifter boot	ZMNV4500SHOE [71387]	Brake shoes, GM P series van
ZMNMV17507 [70263]	Input retainer, GM	ZMNV4500-WK [70140]	Updated main washer kit
ZMNMV18161 [72506]	Input retainer, Chrysler	ZMNV455289 [75187]	Roll pin
ZMNMV18161M [72399]	Input retainer, Chrysler, 1.375"	ZMNV550-010 [75333]	Expansion plug, 7/8"
ZMNMV18165 [71981]	Rear mainshaft washer, Chrysler	ZMNV716050D1 [77842]	Shifter stick, '99 & up Chrysler
ZMNMV18188 [71250]	1st & 2nd shift lug	ZMNV89279 [70298]	Light switch gasket
ZMNMV18191 [78643]	Rear countershaft retainer	ZMNVSTUBBOLT [72180]	Shifter stub bolt
ZMNMV18320 [70307]	3rd & 4th shift rail	ZMSMK16811 [76656]	Mainshaft bearing shim kit
ZMNMV18347 [78487]	Input retainer, Chrysler	ZMSMK16853 [71837]	Countershaft bearing shim kit
ZMNMV18437 [74393]	Roll pin	ZMSPD23675 [75285]	Speedo gear, GM
ZMNMV18452 [72043]	Shifter spring, Chrysler	ZMSP4500-50 [79674]	Small parts kit
ZMNMV18453 [78245]	Shifter stub, Chrysler	ZMSP4500-50Y [74682]	Top cover small parts kit
ZMNMV18737 [75320]	Top cover pin		
ZMNMV18861 [74600]	Top cover shell		
ZMNMV18863 [77934]	3rd & 4th shift lug	<b>Yokes</b>	
ZMNMV18870 [74595]	Shifter stub bolt spacer	ZMY3-3-3441X [79138]	1410 u/joint, 31 spline, 8.344" long, Dodge diesel
ZMNMV18872 [73056]	Bolt	ZMY3-3-4391X [71534]	1410 u/joint, 31 spline, 8.344" long, Dodge diesel
ZMNMV18873 [71985]	Rubber shifter spacer	ZMY3-4-13731-1 [30707]	1350 u/joint, 2WD, w/o brake
ZMNMV18876 [74228]	Top cover spring		
ZMNMV18960 [78415]	Magnet	<b>Clusters &amp; Cluster Gears</b>	
		ZMNV22608 [73483]	Cluster, '92-'96 Chrysler, '95-'96 GM

Continued on next page

# NV4500 (Cont.)

PART #	Description
ZMNV22657 [77593]	Cluster, '97 & up Chrysler, 1 1/2"

Miscellaneous	
ZMNV712584 [72427]	4x4 adapter kit

## Mainshafts & Mainshaft Gears

ZMNV16799 [76198]	Mainshaft 5th gear, '92-'94 GM, 19 tooth
ZMNV16999 [78734]	5th mainshaft gear, '95 & up GM, 22 tooth, 31 spline
ZMNV17293 [76844]	2nd gear mainshaft, GM & Chrysler
ZMNV17308 [78701]	Mainshaft reverse gear, '92-'96 GM, 39 tooth
ZMNV17309 [76137]	Mainshaft reverse gear, '92-'96 Chrysler, 39 tooth
ZMNV18164 [79684]	5th mainshaft gear, Chrysler, 22 tooth, 5.61 ratio
ZMNV18922 [71634]	3rd mainshaft gear, '92-'94 GM, 28 tooth, 6.34 ratio
ZMNV23267 [74376]	Mainshaft reverse gear, '97-'98 GM, 35 tooth
ZMNV23271 [77000]	Mainshaft reverse gear, '97 & up Chrysler
ZMNV23712 [77730]	Mainshaft 3rd gear, '95 & up GM, 29 tooth
ZMNV25330 [79263]	Mainshaft, GM pickup, 2WD, 20 1/4" long
ZMNV25331 [73274]	Mainshaft, GM pickup, w/ bolt, 24.6" long
ZMNV25332 [73459]	Mainshaft, GM, 2WD, 25.5" long, w/ nut
ZMNV27170 [79695]	Mainshaft, GM, 4WD
ZMNV27171 [77719]	Mainshaft, '92-'01 Chrysler, 4WD, 23 spline
ZMNV27172 [77001]	Mainshaft, Chrysler, 2WD, 24 1/4" long
ZMNV27173 [76178]	Chrysler, diesel, 4WD, 29 spline
ZMNV27176 [77538]	Chrysler, diesel, 2WD

## Gaskets & Gasket Sets

ZMGAS517351 [74209]	Power takeoff cover gasket
---------------------	----------------------------

## Housings & Cases

ZMNV15998496 [75497]	Bell housing, GM
ZMNV18169 [75010]	Tail housing, Chrysler, 2WD
ZMNV18305 [79534]	Tail housing, GM, cast
ZMNV23165 [76749]	Case, Chrysler, w/ narrow reverse
ZMNV23338 [79146]	Tail housing, GM P series van, 2WD
ZMNV23339 [75713]	Tail housing, GM P series van, w/ brake bushing
ZMNV25085 [73166]	Tail housing, GM P series van, 2WD, no brake
ZMNV25086 [79714]	Tail housing, GM P series van, w/o brake bushing
ZMNV26705 [79208]	Tail housing, Chrysler, 4WD
ZMNV33903 [70907]	Case, '01-'03 GM & late Dodge
ZMNV712576 [74790]	Bell housing, GM, late design
ZMNV712577 [72784]	Bell housing, GM, early design
ZMNV712586 [75199]	Bell housing, Chrysler 5.9L
ZMNV712586A [75686]	Bell housing kit, Chrysler 5.9L

## Countershafts & Countershaft Gears

ZMNV17271 [72979]	4th countershaft gear, '92-'94 GM, 39 tooth
ZMNV17272 [75271]	4th countershaft gear, '95 & up GM, 38 tooth
ZMNV17330 [70390]	3rd countershaft gear, '95 & up GM & Chrysler, 30 tooth

PART #	Description
ZMSEA13557 [76860]	Input seal, Ford, big design
ZMSEA19211 [76215]	Rear seal, 4WD
ZMSEA19601 [75624]	Rear seal, 4WD
ZMSEA21901 [74351]	Input seal

## Synchros, Blockers & Parts

ZMNV17084 [71100]	Inner synchro ring
ZMNV17285 [71386]	1st & 2nd synchro spring
ZMNV17289 [70660]	1st & 2nd synchro key
ZMNV17299 [76536]	3rd, 4th, 5th & reverse synchro key
ZMNV17301 [74824]	3rd & 4th synchro hub
ZMNV17306 [71106]	5th & reverse synchro sleeve
ZMNV17346 [79007]	3rd, 4th, 5th & reverse synchro spring
ZMNV18321 [70950]	3rd & 4th synchro sleeve
ZMNV18412 [75203]	3rd & 4th synchro assembly
ZMNV23678 [75085]	1st & 2nd synchro assembly
ZMSR17078 [75070]	1st & 2nd blocker, fiber
ZMSR24024 [71468]	5th gear blocker
ZMSR24025 [71971]	3rd & 4th blocker
ZMSRK308 [78953]	Synchro ring kit
ZMSRK308A [76357]	Synchro ring kit, Chrysler

## Transmission Gears

ZMNV17290 [76744]	1st gear, 39 tooth
ZMNV17310 [75984]	Input gear, GM, 6.34 ratio, 10 spline
ZMNV17317 [77144]	5th gear, '92-'94 GM, 51 tooth, 6.5" O.D.
ZMNV17318 [78465]	5th gear, '95 & up GM, 51 tooth
ZMNV17582 [72278]	5th gear kit, 51 tooth
ZMNV18920 [74934]	Reverse clutch gear, '93-'98 GM
ZMNV18921 [74229]	5th clutch gear, GM & Chrysler
ZMNV18923 [75776]	Reverse clutch gear, '93 & up Chrysler

## Bearing Kits

ZMBK308A [73091]	92-'05 Ram
ZMBK308CWS [73092]	99 & up GM, w/ synchros
ZMMK308AWS [76083]	Dodge, w/ synchros
ZMMK308CWS [75852]	99 & up GM, w/ synchros
ZMMK308MWS [79514]	93-'97 GM & Chrysler, w/ rings
ZMMK308WS [76632]	GM, w/ synchros

## Forks, Pads & Parts

ZMNV15155 [74981]	Clutch fork
ZMNV18302 [78821]	3rd & 4th fork
ZMNV18303 [70153]	1st & 2nd fork
ZMNV18931 [75140]	Reverse fork
ZMNV18937 [78493]	5th fork
ZMNV25661 [76709]	Reverse fork
ZMNV28437 [75961]	Fork pads

# NV5600

PART #	Description
<b>Small parts</b>	
ZMBSH22728 [75035]	Shift rail bushing
ZMNV5600 [75991]	Needle bearing kit
ZMNV18593 [73941]	Detent plunger
ZMNV18870 [74595]	Shifter stub bolt spacer
ZMNV18872 [73056]	Bolt
ZMNV18873 [71985]	Rubber shifter spacer
ZMNV20573 [72408]	Key
ZMNV20743 [72565]	Rear cluster shim kit
ZMNV20952 [72534]	Rear counter shim, 0.22"
ZMNV20953 [30720]	Rear counter shim, 0.24"
ZMNV20954 [30721]	Rear counter shim, 0.26"
ZMNV20955 [30722]	Rear counter shim, 0.27"
ZMNV20956 [77998]	Rear counter shim, 0.29"
ZMNV20958 [30723]	Rear counter shim, 0.34"
ZMNV20960 [30724]	Rear counter shim, 0.35"
ZMNV20962 [30725]	Rear counter shim, 0.38"
ZMNV20963 [73412]	Rear counter shim, 0.38"
ZMNV20964 [30726]	Rear counter shim, 0.40"
ZMNV20967 [30727]	Rear counter shim, 0.42"
ZMNV20969 [71327]	Rear counter shim, 0.45"
ZMNV20971 [30728]	Rear counter shim, 0.49"
ZMNV20975 [77024]	Rear counter shim, 0.55"
ZMNV22744 [73305]	Detent plunger

PART #	Description
ZMNV22787 [74701]	1st gear thrust washer
ZMNV22789 [70150]	1st gear snap ring kit
ZMNV22809 [70530]	Snap ring kit
ZMNV22866 [72935]	Idler splined coupler sleeve
ZMNV22869 [30732]	Reverse idler gear shaft
ZMNV22870 [75235]	Reverse idler gear washer
ZMNV22883 [70770]	Spiral lock ring for reverse hub
ZMNV22889 [72325]	Reverse thrust washer
ZMNV23049899 [76359]	Shift rail roller
ZMNV23319 [70848]	Crossover cam roller pin
ZMNV24742 [30729]	Retaining ring
ZMNV24747 [30730]	Retaining ring
ZMNV24749 [70777]	Retaining ring, green
ZMNV24750 [72173]	Retaining ring, yellow
ZMNV24753 [77911]	Retaining ring, blue
ZMNV24754 [74430]	Retaining ring, red
ZMNV25683 [77166]	Shifter stub, '98-'02
ZMNV26263 [76611]	Front input bearing shim kit
ZMNV26265 [70803]	Input shim, .041"
ZMNV26266 [30716]	Input shim, .042"
ZMNV26267 [76063]	Input shim, .043"
ZMNV26268 [30717]	Input shim, .045"
ZMNV26269 [72728]	Input shim, .047"
ZMNV26270 [30718]	Input shim, .048"
ZMNV26271 [74065]	Input shim, .052"
ZMNV26274 [73554]	Input shim, .010"

Continued on next page



## NV5600 (Cont.)

PART #	Description	PART #	Description
<b>Small parts (Cont.)</b>			
ZMNV26280 [79088]	Input shim, .065"	ZMBK492 [76094]	98-'05 Ram 2500 & 3500, 6 speed
ZMNV26281 [76020]	Countershaft Front shim kit	ZMBK492WS [72059]	98-'05 Ram 2500 & 3500, 6 speed, w/ synchros
ZMNV26282 [72179]	Cluster shim, .045"	ZMBK492WSMK [75134]	01-'05 Ram 2500 & 3500, w/ synchros
ZMNV26284 [76193]	Cluster shim, .048"		
ZMNV26286 [30710]	Cluster shim, .050"	<b>Hubs &amp; Sliders</b>	
ZMNV26287 [76989]	Cluster shim	ZMNV22881 [79609]	Reverse hub
ZMNV26289 [78436]	Cluster shim		
ZMNV26290 [30711]	Cluster shim, .056"	<b>Transmission Gears</b>	
ZMNV26292 [30712]	Cluster shim, .060"	ZMNV22756 [73141]	6th gear, 24 tooth
ZMNV26293 [74840]	Cluster shim	ZMNV22770 [78134]	2nd gear, 39 tooth
ZMNV26294 [30713]	Cluster shim, .062"	ZMNV22784 [78208]	1st gear, 39 tooth
ZMNV26299 [73991]	Cluster shim	ZMNV22803RP [30709]	4th gear, late design
ZMNV26439 [30719]	Input shim, .57"	ZMNV22873 [73116]	Reverse idler gear
ZMNV26443 [75096]	Input shim, .62"	ZMNV22886 [72458]	Reverse gear, 39 tooth
ZMNV26528 [75853]	Detent spring for main case	ZMNV5010052AA [78836]	6th mainshaft gear, early design
ZMNV26900 [77731]	Thrust washer		
ZMNV26960 [30735]	Speed sensor, GM	<b>Synchros, Blockers &amp; Parts</b>	
ZMNV27341 [72287]	1st needle bearing sleeve	ZMNV22762 [74191]	5th & 6th gear synchro, w/o blockers
ZMNV27663 [78991]	Nut	ZMNV22762RP [77583]	5th & 6th gear synchro, w/o blockers
ZMNV28648 [79628]	Oil guide, small	ZMNV22765 [72172]	5th & 6th synchro hub
ZMNV28649 [75357]	Oil guide, large	ZMNV22777 [72846]	1st & 2nd synchro assembly
ZMNV29494 [70592]	Input retainer, 1 3/8"	ZMNV22780 [73843]	1st & 2nd synchro hub
ZMNV29922 [70976]	Detent spring for tail	ZMNV22799 [76387]	Synchro assembly
ZMNV32470 [71569]	1st & 2nd inner synchro cone	ZMNV22880 [73370]	Reverse synchro assembly, Mercedes
ZMNV4210616 [73358]	Detent plug	ZMNV44548E [30736]	Synchro ring spacer
ZMNV4500-28E [30734]	Shift stick & knob, Chrysler	ZMSR22761 [76717]	Outer blocker
ZMNV45140 [73148]	Slider	ZMSR44548 [77262]	Synchro ring blocker, brass
ZMNV46308 [72288]	Front countershaft spacer	ZMSR44548RP [73080]	Synchro ring blocker
ZMNV4741139 [30733]	Shift fork roll pin		
ZMNV52087542 [78531]	Clutch pivot ball	<b>Forks, Pads &amp; Parts</b>	
ZMNVSTUBBOLT [72180]	Shifter stub bolt	ZMNV22830 [76889]	3rd & 4th fork, w/o rail
		ZMNV22841 [76988]	5th & 6th fork, w/ rail
		ZMNV22884 [71601]	Reverse fork
		ZMNV26644 [73153]	Countershaft oil guide
		ZMNV26703 [30714]	1st & 2nd fork assembly
		ZMNV26704 [70849]	5th & 6th rail, w/ fork
		ZMNV43265 [71407]	1st & 2nd fork

### Housings & Cases

ZMNV22725 [74484]	Main case
ZMNV23078 [71929]	Tail housing, 4WD

### Countershafts & Countershaft Gears

ZMNV22794 [77158]	3rd countershaft gear, 28 tooth
ZMNV22876 [30731]	Reverse countershaft gear assembly
ZMNV22877 [78592]	Reverse countershaft gear
ZMNV26164 [75985]	5th countershaft gear
ZMNV26165 [72145]	6th countershaft gear
ZMNV38194 [72435]	4th countershaft gear

### Mainshafts & Mainshaft Gears

ZMNV26221 [72212]	Mainshaft, 4WD
ZMNV26222 [73593]	Mainshaft, 2WD

## NVT355

PART #	Description	PART #	Description
<b>Bearing Kits</b>			
ZMBK414B [79110]	07 & up Compass & Patriot	ZMT35551098 [73270]	1st & 2nd slider, '07-'16 Compass
ZMBK414BWS [75215]	07 & up Compass & Patriot, w/ synchros		
ZMBK414C [70467]	07 & up Compass & Patriot	<b>Synchros, Blockers &amp; Parts</b>	
ZMBK414CWS [72845]	07 & up Compass & Patriot, w/ synchros	ZMSR56812 [73465]	3rd, 4th, 5th & reverse blocker, '04-'16 Compass
		ZMT35551096 [30737]	1st & 2nd synchro, '07-'16 Compass
<b>Seals</b>			
ZMSEA9647 [71890]	Input seal, Jeep Patriot & Compass		

## Peugeot

PART #	Description	PART #	Description
<b>Bearing Kits</b>			
ZMBK219A [76941]	Bearing kit	ZMSEA12741 [70246]	Input seal
ZMBK219AWS [72088]	Bearing kit, w/ synchros		
<b>Transmission Gears</b>			
ZMBA10-10 [72985]	Reverse gear set, Peugeot 5 speed		

## R150

PART #	Description	PART #	Description
<b>Bearing Kits</b>			
ZMBK163C [74464]	94 7 up Toyota pickup	<b>Synchros, Blockers &amp; Parts</b>	
		ZMSRK163C [30743]	Synchro ring kit, '94 & up Toyota

## R151

PART #	Description	PART #	Description
<b>Bearing Kits</b>			
ZMBK161LWS [75379]	87 & up Toyota, w/ synchros	ZMSEA34538 [72811]	Seal, 4WD, 6 cylinder
ZMBK163 [71935]	85 & up Toyota, Turbo, 4 speed, 4WD	ZMSEA710198 [75300]	Seal, 4WD, 6 cylinder
ZMBK163B [71897]	92 & up Dakota, V8, 5 speed	<b>Synchros, Blockers &amp; Parts</b>	
ZMBK163BWS [78892]	92 & up Dakota, V8, 5 speed, w/ synchros	ZMSR33387-34010 [76339]	5th & reverse blocker, 6 cylinder
ZMBK163WS [76958]	85 & up Toyota, Turbo, 5 speed, 4WD, w/ synchros	ZMSRK163 [75743]	Synchro ring kit, '85 & up, 5 speed, 4WD, turbo
		ZMTOY33369-35010 [71801]	5th blocker, Toyota 6 cylinder

## R351

PART #	Description
<b>Bearing Kits</b>	
ZMBK447WS [77740]	'02 & up Toyota passenger car, 5 speed, w/ synchros

## RAD

PART #	Description
<b>Small parts kits</b>	
ZMSP1103-50 [71417]	Small parts kit, Chrysler & Jeep

## Rockwell

PART #	Description
<b>Bearing Kits</b>	
ZMBK221 [79086]	60-'69

## Saginaw

PART #	Description	PART #	Description
<b>Bearing Kits</b>			
ZMBK115 [76455]	66-'87 Buick, 3 speed	ZMSAGWT302-8 [77541]	Cluster, '66-'67, 4 speed
ZMBK115AWS [72334]	66-'87 Buick, 3 speed, w/ synchros	ZMSAGWT302-8C [78793]	Cluster, 4 speed
ZMBK115B [74200]	66-'87 Buick, 3 speed, w/ overdrive	<b>Seals</b>	
ZMBK115BWS [30756]	66-'87 Buick, 3 speed, w/ overdrive, w/ blockers	ZMSEA15041 [70188]	Seal, 2WD
ZMBK115WS [70267]	66-'87 Buick, 4 speed, w/ synchros	ZMSEA7410 [78209]	Shift shaft seal
ZMMK115WS [74602]	3 & 4 speed, w/ synchros	ZMSEAAS162 [78940]	1st & 2nd shifter o-ring
<b>Forks, Pads &amp; Parts</b>			
ZMSAGWT301-23 [73404]	3rd & 4th fork	<b>Synchros, Blockers &amp; Parts</b>	
<b>Gaskets &amp; Gasket Sets</b>			
ZMGAS301-55 [79424]	Gasket set	ZMSAG3871250 [70923]	3rd & 4th synchro dogs
ZMGSK115 [77041]	Gasket seal kit, 3 & 4 speed	ZMSAGWT301-2.5 [72720]	Synchro assembly, 4 speed
<b>Small parts</b>			
ZMSP301-50 [79024]	Small parts kit, 3 & 4 speed	ZMSAGWT301-K [77919]	Synchro key & spring kit
ZMSAGWT301-3 [72729]	Countershaft pin, GM	ZMSAGWT302-80A [77906]	1st & synchro assembly, 4 speed
ZMSAGWT301-6 [72856]	Small retainer	ZMSRWT301-83 [78721]	Synchro ring
ZMSAGWT301-6A [71304]	Front retainer	<b>Transmission Gears</b>	
ZMSAGWT302-10A [74235]	Reverse idler gear, 18 tooth	ZMSAGGK [70428]	Gear kit, 4 speed
		ZMSAGWT302-21A [30755]	2nd gear, '66-'85 4 speed, 25 tooth

## Saturn

PART #	Description	PART #	Description
<b>Bearing Kits</b>			
ZMBK395 [77882]	94 & up, 5 speed	<b>Forks, Pads &amp; Parts</b>	
ZMBK395WS [76296]	94 & up, 5 speed, w/ synchros	ZMSAT21120485 [73766]	Fork pads
<b>Seals</b>			
ZMSEA3352 [71639]	Differential seal, large	<b>Synchros, Blockers &amp; Parts</b>	
ZMSEA3354 [78619]	Differential seal, small	ZMSRSAT-14 [73048]	1st & 2nd blocker
ZMSEA6404 [76462]	Shift shaft seal	ZMSRSAT-14A [78259]	3rd, 4th, 5th & reverse blocker
ZMSEA6610 [74236]	Shift shaft seal		
ZMSEAH2-45 [73650]	Shift shaft seal		

## SM420

PART #	Description	PART #	Description
<b>Bearing Kits</b>			
ZMBK108 [72910]	48-'67, 4 speed	ZMSEA22340 [73740]	Rear seal, 2WD
<b>Gaskets &amp; Gasket Sets</b>			
ZMGAS250-55 [76023]	Gasket set	<b>Small parts kits</b>	Small parts kit
ZMGSK108 [78100]	Gasket seal kit	ZMSP250-50B [73711]	
<b>Synchos, Blockers &amp; Parts</b>			
		ZMSRWT250-19C [74300]	3rd & 4th sunchro ring

## SM465

PART #	Description	PART #	Description
<b>Bearing Kits</b>			
ZMBK129 [78113]	69-'88, 4 speed	<b>Gaskets &amp; Gasket Sets</b>	Retainer gasket
ZMBK129A [77968]	69-'88, 4 speed, w/o small parts kit	ZMGAS304-55R [73823]	Gasket
ZMBK129AWS [70389]	69-'88, 4 speed, w/o small parts kit, w/ synchros	ZMGAS304-55RC [30763]	
ZMBK129L [71466]	88 & up, 4speed	<b>Small parts</b>	Detent spring
ZMBK129LWS [77233]	88 & up, 4speed, w/ synchros	ZM465WT304-40 [76061]	
ZMBK129WS [73131]	68 & up, 4 speed, w/ synchros	<b>Small parts kits</b>	Top cover small parts kit
<b>Countershafts &amp; Countershafts Gears</b>			
ZM465WT304-3 [71501]	Countershafts	ZMSP304-50Y [73783]	

## SR4

PART #	Description	PART #	Description
<b>Bearing Kits</b>			
ZMBK124 [76560]	79-'82, 4 speed	<b>Small parts</b>	Shifter retainer
ZMBK124J [71415]	79-'82 Jeep, 4 speed	ZMSR4B8T-7220D [78175]	
ZMBK124JWS [75681]	79-'82 Jeep, 4 speed, w/ synchros	<b>Small parts kits</b>	Small parts kit, Chrysler & Jeep
ZMBK124WS [76876]	79-'82, 4 speed, w/ wynchros	ZMSP1103-50 [71417]	Small parts kit
ZMBK125 [70283]	76-'78 Mustang, V8	ZMSPSR4-50 [70404]	Small parts kit
ZMBK125WS [72698]	76-'78 Mustang, V8, w/ synchros	<b>Synchos, Blockers &amp; Parts</b>	3rd & 4th blocker
<b>Gaskets &amp; Gasket Sets</b>			
ZMGASSR4-55 [79671]	Gasket set	ZMSR1351-14 [78918]	
<b>Input Shafts</b>			
ZMSR41340-085-002 [78543]	20 tooth	<b>Transmission Gears</b>	3rd gear, 25 tooth
ZMSR41340-085-003 [75016]	22 tooth	ZMSR41340-584-004 [71452]	Reverse idler gear, 18 tooth

## Subaru

PART #	Description	PART #	Description
<b>Synchos, Blockers &amp; Parts</b>			
ZMSR32614AA131 [79107]	4th blocker	ZMSUB32650AA250 [76833]	Synchro ring
ZMSR32650AA051 [74066]	3rd blocker		

## Suzuki

PART #	Description	PART #	Description
<b>Bearing Kits</b>			
ZMBK165 [78965]	85-'90 Samurai	<b>Seals</b>	Rear seal, Samurai
ZMBK165WS [79095]	85-'90 Samurai, w/ synchros	ZMSEA32X42X10 [76830]	Input seal
ZMBK264A [30666]	99-'02 Esteem, 5 speed	ZMSEA7915 [76878]	
ZMBK264AWS [30670]	99-'02 Esteem, 5 speed, w/ synchros	ZMSEA9795 [77708]	Rear mainshaft seal, Sidekick, 4WD
ZMBK293A [73402]	87 & up Sidekick, 5 speed, 2WD	<b>Synchos, Blockers &amp; Parts</b>	1st & 2nd blocker, '86 & up Samurai
ZMBK293AWS [78252]	87 & up Sidekick, 5 speed, 2WD, w/ synchros	ZMSRSUZ-14 [74409]	3rd & 4th blocker, Samurai
ZMBK293B [72593]	98 & up Sidekick, 5 speed, 4WD	ZMSRSUZ-14A [76934]	Synchro ring
ZMBK293BWS [70027]	98 & up Vitara, 5 speed, w/ synchros	ZMSRSUZ-14B [79137]	
ZMBK293WS [73824]	89 & up Sidekick, 5 speed, w/ synchros		
<b>Input Shafts</b>			
ZMSUZSAM-16 [75607]	Samurai		

# T10

## PART #

### Bearing Kits

ZMBK118 [78464]	73-'83 Super T10, 4 speed
ZMBK118HD [73216]	73-'83 Super T10, 4 speed, HD
ZMBK118HDWS [79724]	73-'83 Super T10, 4 speed, HD, w/ synchros
ZMBK118WS [77081]	73-'83 Super T10 Ford, 4 speed, HD, w/ synchros
ZMBK166 [72693]	60-'67 GM & Buick, 4 speed
ZMBK166A [77931]	57-'60 GM & Buick, 4 speed
ZMBK166AWS [74308]	57-'60 GM & Buick, 4 speed, w/ synchros
ZMBK166WS [76887]	60-'67 GM & Buick, 4 speed, w/ synchros
ZMBK177 [78460]	66-'74, 4 speed
ZMBK177WS [74705]	66-'74, 4 speed, w/ synchros
ZMBK185 [70305]	83-'88 Corvette, 4 speed
ZMMK118WS [73452]	Super T10, w/ synchros
ZMMK166WS [75786]	64-'67 4 speed, w/ synchros

### Clusters & Cluster Gears

ZMT10C-8 [79321]	Cluster, '61-'65
ZMT10D-8 [70207]	Cluster, '62-'65
ZMT10U-8C [71035]	Cluster, 1979 Pontiac
ZMT10W-8B [73872]	Cluster, 2.64 ratio
ZMT10W-8CH [75509]	Cluster
ZMT10Y-8B [70198]	Cluster gear

### Forks, Pads & Parts

ZMT10-23 [71707]	Forks
------------------	-------

### Gaskets & Gasket Sets

ZMGAS10C-55 [76416]	Gasket, Corvette, rear plate to transmission
ZMGAS10C-55OD [72260]	Gasket, Corvette, transmission to overdrive
ZMGSK118 [76548]	Gasket seal kit
ZMGSK166 [71485]	Gasket seal kit, Toyota

### Housings & Cases

ZMT101304-566-005 [79353]	Tail housing
---------------------------	--------------

### Hubs & Sliders

ZMT101304-090-007 [71067]	3rd & 4th hub
ZMT101304-090-008 [70189]	1st & 2nd hub

### Input Shafts

ZMT10-16 [70878]	27 tooth, w/o nut
ZMT10A-16 [70190]	Input, 25 tooth
ZMT10D-16 [70430]	25 tooth, 9" long
ZMT10U-16B [73928]	17 tooth, V8
ZMT10W-16CH [78516]	21 tooth, 26 spline, 2.43 ratio
ZMT10W-16G [79664]	20 tooth, 2.64 ratio

## Description

## PART #

### Mainshafts & Mainshaft Gears

ZMT10D-2 [72884]	Mainshaft, 21.06" long
------------------	------------------------

### Seals

ZMSEA18658 [79041]	Rear seal, 32 spline
ZMSEA7395S [71145]	Shift shaft seal
ZMSEAS014 [72857]	Reverse shifter o-ring

### Small parts

ZMMUNPR707A [77434]	Input nut
ZMSPD361002 [70819]	Speedo gear, green
ZMSPD6260705 [70857]	Speedo gear, 8 tooth
ZMT10-K [78609]	1st through 4th synchro key & spring kit
ZMT10T85B-3 [73279]	Countershaft, 7/8"
ZMT10T89B-6 [72655]	Retainer
ZMT10T89C-6A [76221]	Input retainer, GM
ZMT10W-3 [78456]	Countershaft, 1"
ZMSP10-50 [70080]	Small parts kit, 7/8" countershaft
ZMSP10P-50 [70620]	Small parts kit, 1st design
ZMSP10W-50 [78960]	Small parts kit

### Synchros, Blockers & Parts

ZMSRT10W-14A [79630]	Synchro ring blocker
ZMT10-2.5A [76046]	3rd & 4th synchro assembly
ZMT10-KS [76702]	1st through 4th synchro key & spring kit, 24 tooth
ZMT10P-80 [79564]	1st & 2nd synchro assembly, w/ blocker
ZMT10P-80S [76813]	1st & 2nd synchro assembly
ZMT10S-15 [74524]	Synchro sleeve
ZMT10T16-2.5 [75204]	3rd & 4th synchro assembly
ZMT10T85B-15 [73561]	Synchro sleeve

### Transmission Gears

ZMT10-31 [77567]	2nd gear, 32 tooth
ZMT10-34C [78347]	Reverse idler, 19 tooth
ZMT10-35 [74534]	Reverse idler shaft
ZMT10-46A [71295]	Reverse gear, 6 spline
ZMT10H-11A [72489]	3rd gear, 28 tooth
ZMT10H-12 [74656]	1st gear, 36 tooth
ZMT10H-31 [77468]	2nd gear, '63-'66, 30 tooth
ZMT10J-11 [71570]	3rd gear, 29 tooth, w/o bushing
ZMT10P-11 [77625]	3rd gear, 24 tooth
ZMT10S-11 [76435]	3rd gear, '74-'79, 22 tooth
ZMT10S-31A [71347]	2nd gear, 25 tooth
ZMT10W-12 [72587]	1st gear, '74-'82, 34 tooth
ZMT10W-46 [73030]	Reverse gear, 39 tooth, 32 spline

# T14

## PART #

### Bearing Kits

ZMBK120 [73463]	67-'75, 3 speed
ZMBK120WS [71437]	67-'75, 3 speed, w/ synchros
ZMBK319WS [73047]	68-'76, 3 speed, w/ synchros

### Small parts kits

ZMSP14-50 [70007]	Small parts kit
-------------------	-----------------

## Description

## PART #

### Gaskets & Gasket Sets

ZMGAS14-55 [79173]	Gasket set
ZMGAS14A-55 [74509]	Gasket, Jeep

### Synchros, Blockers & Parts

ZMSRT14-14 [79516]	Synchro ring blocker
--------------------	----------------------

# T15

## PART #

### Bearing Kits

ZMBK121 [77030]	67-'79, 3 speed
ZMBK121I [30781]	74-'79, 3 speed
ZMBK121WS [74130]	67-'79, 3 speed, w/ synchros

### Gaskets & Gasket Sets

ZMGAS15-55 [79116]	Gasket set
--------------------	------------

## Description

## PART #

### Small parts kits

ZMSP15-50 [78650]	Small parts kit
-------------------	-----------------

### Synchros, Blockers & Parts

ZMSRT15-14 [75024]	Synchro ring blocker
--------------------	----------------------

# T150

PART #	Description	PART #	Description
<b>Bearing Kits</b>			
ZMBK122 [79261]	75-'80 Jeep, 3 speed	ZMSEA11111 [70417]	Input seal
ZMBK122WS [75114]	76-'79, 3 speed, w/ synchros	ZMSEA17726 [72750]	Seal, '75-'85 Jeep
<b>Clusters &amp; Cluster Gears</b>			
ZMTREWT299-8 [78247]	Cluster	<b>Mainshafts &amp; Mainshaft Gears</b>	
		ZMTREWT150-2P [77195]	Mainshaft, Jeep 4WD
<b>Gaskets &amp; Gasket Sets</b>			
ZMGAS150-55 [77841]	Gasket set, Jeep, 3 speed	<b>Countershafts &amp; Countershafts Gears</b>	
		ZMTREWT287-3 [71280]	Countershaft, 6 12/32" long
		ZMTREWT288-3 [78577]	Countershaft, 7/8", 7" long
<b>Input Shafts</b>			
ZMTREWT150-16Q [75293]	Jeep, 20 tooth	<b>Transmission Gears</b>	
		ZMTREWT299-11 [71722]	2nd gear, 25 tooth
		ZMTREWT299-12 [75209]	1st gear, 32 tooth
<b>Small parts</b>			
ZMBWA1410 [76168]	Rear mainshaft washer, Jeep	<b>Synchros, Blockers &amp; Parts</b>	
ZMTRE0940970 [30782]	Mainshaft nut, Jeep	ZMBW1AT91J-2.5A [71946]	2nd & 3rd synchro assembly
ZMTRE2602831 [75273]	1st & reverse keys, '65-'79 Ford 3 speed	ZMSRWT287-14 [72904]	2nd & 3rd blocker
ZMTREWT286-35 [75532]	Reverse idler shaft	ZMTRE2601169 [77240]	2nd & 3rd synchro hub
ZMTREWT299-6 [72490]	Input retainer	ZMTRE2603681 [78992]	1st & reverse synchro hub
ZMSP287-50 [70962]	Small parts kit	ZMTRET91J-15 [79570]	Syncho sleeve
		ZMTREWT150-K [79419]	2nd & 3rd synchro key & spring kit
<b>Forks, Pads &amp; Parts</b>			
ZMTRE2601227 [71577]	2nd & 3rd fork allen bolt	ZMTREWT287-83 [77095]	1st gear blocker ring
ZMTREWT150-23 [71339]	1st & reverse fork	ZMTREWT299-80 [79642]	Low & reverse synchro assembly
ZMTREWT150-23A [78558]	2nd & 3rd fork	ZMTREWT299-81 [76673]	1st & reverse synchro sleeve

# T160

PART #	Description
<b>Small parts kits</b>	
ZMSP287-50 [70962]	Small parts kit

# T170

PART #	Description	PART #	Description
<b>Bearing Kits</b>			
ZMBK112 [72592]	Bearing kit, truck	ZMTRE2604098 [72453]	3rd & 4th shift interlock
		ZMTRE2604903 [76405]	3rd & 4th shift selector lug
		ZMTREWT170-6G [74545]	Input retainer
<b>Countershafts &amp; Countershafts Gears</b>			
ZMTREWT296-3 [30783]	Countershaft	<b>Seals</b>	
		ZMSEA11111 [70417]	Input seal
		ZMSEA5510 [72619]	Shift shaft seal
<b>Forks, Pads &amp; Parts</b>			
ZMTREWT170-23 [71477]	1st & 2nd fork	<b>Synchros, Blockers &amp; Parts</b>	
ZMTREWT170-23A [30787]	3rd & 4th fork	ZMSRWT170-14A [72923]	Blockers
ZMTREWT296-23 [71785]	1st & 2nd fork	ZMSRWT287-83 [77056]	1st blocker
ZMTREWT296-23A [79729]	3rd & 4th fork	ZMTRE1AT170-2.5A [70858]	3rd & 4th synchro assembly
		ZMTRE1AT170-2.5B [71660]	3rd & 4th synchro assembly, w/ blockers
<b>Gaskets &amp; Gasket Sets</b>			
ZMGAS170-55 [72238]	Gasket set	ZMTRE1AT170-80A [73555]	1st & 2nd synchro assembly
ZMGAS296-55 [71969]	Gasket set	ZMTRE1AT170-80B [77413]	1st & 2nd synchro assembly
ZMGSK112 [79269]	Gasket seal kit	ZMTRE2605141 [70959]	3rd & 4th synchro sleeve
		ZMTREWT296-K1 [71358]	1st & 2nd synchro key & spring kit
		ZMTREWT296-K3 [78935]	3rd & 4th spring & key kit
<b>Mainshafts &amp; Mainshaft Gears</b>			
ZMTREWT170-2M [30786]	F150, 4WD	<b>Transmission Gears</b>	
ZMTREWT296-2C [70463]	Mainshaft, Mustang, 23.81" long, 28 spline	ZMTRE2603617 [70828]	Reverse idler, 16 tooth
		ZMTREWT170-10C [77680]	Reverse idler gear, 19 tooth
<b>Small parts</b>			
ZMBSHWT170-28 [78988]	Reverse shifter bushing, '81-'83	ZMTREWT170-11D [78702]	3rd gear, 19 tooth
ZMBSHWT259-62 [79256]	Bushing	ZMTREWT170-11F [30784]	3rd gear, 21 tooth
ZMSEAAS111 [78494]	Shifter o-rings	ZMTREWT170-11M [75745]	3rd gear, 22 tooth
ZMSPDC4DZ-17285A [70844]	Speedo gear, 4 speed	ZMTREWT170-12B [77846]	1st gear, 32 tooth, 2 grooves
ZMSPDC5ZZ-17285A [79019]	Speedo gear, 4 speed, pink	ZMTREWT170-21C [73441]	2nd gear, 29 tooth, 2 grooves
ZMTRE2601062 [73493]	Detent plungers, .600" long	ZMTREWT170-21F [74567]	2nd gear, 29 tooth, w/o grooves
ZMTRE2602547 [71842]	Interlock bullet, 0.459" x 0.312"		
ZMTRE2603739 [71668]	Mainshaft thrust washer		

Continued on next page

## T170 (Cont.)

PART #	Description	PART #	Description
<b>Input Shafts</b>			
ZMTREW170-16N [30785]	Ford, 21 tooth	ZMTRE2604867 [73961]	Tail housing, Ford 4wd
ZMTREW170-16P [74653]	22 tooth, w/ overdrive		
<b>Small parts kits</b>			
ZMSP170-50 [75002]	Small parts kit		

## T176

PART #	Description	PART #	Description
<b>Bearing Kits</b>			
ZMBK123 [72994]	80-'84 Jeep	ZMSEA11111 [70417]	Input seal
ZMBK123WS [75670]	80-'83, 4 speed, w/ synchros		
<b>Countershafts &amp; Countershafts Gears</b>			
ZMTREW296-3 [30783]	Countershaft	<b>Small parts</b>	
		ZMTRE2604788 [70398]	Shift level pivot pin
<b>Forks, Pads &amp; Parts</b>			
ZMTREW170-23E [70993]	1st & 2nd fork	ZMTRE2604832 [79009]	Rail interlock pin
ZMTREW170-23F [77990]	3rd & 4th fork	ZMTRE2670151 [78551]	Bare cover, Jeep
ZMTREW170-23G [77424]	Reverse fork	ZMTRE5359835 [73184]	Shift lever
		ZMTRESLR-176K [79611]	Shift lever repair kit
		ZMTREW170-6G [74545]	Input retainer
<b>Gaskets &amp; Gasket Sets</b>			
ZMGAS170-55A [74905]	Gasket set	<b>Synchros, Blockers &amp; Parts</b>	
		ZMSRWT170-14A [72923]	Blockers
<b>Input Shafts</b>			
ZMTREW170-16S [73880]	19 tooth, 9.6" long	ZMTRE1AT170-2.5B [71660]	3rd & 4th synchro assembly, w/ blockers
		ZMTRE1AT170-80B [77413]	1st & 2nd synchro assembly
<b>Mainshafts &amp; Mainshaft Gears</b>			
ZMTREW170-2L [76084]	Mainshaft, Jeep 4WD	<b>Transmission Gears</b>	
		ZMTREW170-10C [77680]	Reverse idler gear, 19 tooth
		ZMTREW170-11K [70594]	3rd gear, 23 tooth
		ZMTREW170-12B [77846]	1st gear, 32 tooth, 2 grooves
		ZMTREW170-21G [70780]	2nd gear, 33 tooth

## T177

PART #	Description
<b>Clusters &amp; Cluster Gears</b>	
ZMTREW170-8M [74127]	Jeep cluster

## T18

PART #	Description	PART #	Description
<b>Bearing Kits</b>			
ZMBK114 [70480]	65-'82 Ford 1-ton	ZMBWT18-23 [73605]	1st & 2nd shift fork, aluminum
ZMBK114A [77318]	83 & up Ford truck & Bronco	ZMBWT18-23B [71694]	Reverse shift fork
ZMBK114AWS [70739]	83 & up Ford truck & Bronco, w/ synchros	ZMBWT18-28 [73756]	Fork pads
ZMBK114I [76089]	69-'77 International, 4 speed	ZMBWT18-28B [74635]	Reverse fork pad
ZMBK114IWS [71495]	69-'77 International, 4 speed, w/ synchros	<b>Input Shafts</b>	
ZMBK114J [71953]	65-'78 Jeep, 4 speed	ZMBW1301-085-021 [79658]	9 1/8" long, 17 booth, narrow bearing
ZMBK114JAWS [74358]	79-'85 Jeep, 4 speed, w/ synchros	ZMBWT18-16A [77452]	17 tooth, small cone
ZMBK114JWS [70411]	65-'78 Jeep, 4 speed	ZMBWT18-16C [75858]	17 tooth, 10.5" long, .985" pilot
ZMBK114WS [74537]	77-'92 Ford truck & Bronco, w/ synchros	ZMBWT18-16J [76250]	10" long, 17 tooth, 6 cylinder
		ZMBWT18-16K [77311]	15.66" long
		ZMBWT18-16LX [75484]	17 tooth
<b>Countershafts &amp; Countershafts Gears</b>			
ZMBWT18-3 [70863]	Countershaft, w/o ring	<b>Mainshafts &amp; Mainshaft Gears</b>	
<b>Gaskets &amp; Gasket Sets</b>			
ZMGAS18-55 [74849]	Gasket set	ZMBW1301-171-008 [75694]	Mainshaft
ZMGAS18-55R [71576]	Retainer gasket	ZMBW1301-171-009 [73078]	Mainshaft
ZMGSK146 [76575]	Gasket seal kit	ZMBWT18B-2A [77897]	Mainshaft, Ford, diesel

## T18 (Cont.)

PART #	Description	PART #	Description
<b>Clusters &amp; Cluster Gears</b>			
ZMBWT18-8 [78294]	Cluster	<b>Synchros, Blockers &amp; Parts</b>	
		ZMBW2AT18-80 [75813]	1st & 2nd synchro assembly
<b>Seals</b>		ZMBWT18-83A [75185]	2nd gear blocker
ZMSEA12363 [70537]	Input seal	ZMSRT19-14 [70429]	3rd & 4th blocker
ZMSEA15041 [70188]	Seal, 2WD	ZMSRT87D-14 [72265]	3rd & 4th synchro ring, small cone
<b>Small parts</b>		ZMSRT98-83 [77907]	65-'83 1st & 2nd blocker
ZMBW1301-566-010 [73289]	Adapter, 4WD	<b>Transmission Gears</b>	
ZMBWT18-6 [77461]	Input retainer, Ford	ZMBWAT18-10 [76206]	Reverse idler gear
ZMSPDT18-169 [71841]	Speedo gear, 7 tooth, yellow	ZMBWT18-11 [71799]	3rd gear
<b>Small parts kits</b>		ZMBWT18-12 [79546]	Reverse & low sleeve, 40 tooth
ZMSP18-50A [79195]	Small parts kit	ZMBWT18-31 [78676]	2nd gear, 33 tooth
ZMSP18-50Y [75216]	Small parts kit	<b>Yokes</b>	
		ZMYT18-YOKE [73049]	1330 u/joint, 28 spline

## T19

PART #	Description	PART #	Description
<b>Bearing Kits</b>			
ZMBK146 [70352]	68-'87 w/ thin input	ZMSEA12363 [70537]	Input seal
ZMBK146A [71965]	68-'87	ZMSEA15041 [70188]	Seal, 2WD
ZMBK146AWS [77267]	68-'87, w/ synchros	<b>Small parts</b>	
ZMBK146I [78566]	68-'87 International, 4 speed	ZMBW1301-566-010 [73289]	Adapter, 4WD
ZMBK146WS [78341]	68-'87 International, 4 speed, w/ synchros	ZMBWT18-6 [77461]	Input retainer, Ford
ZMBK147 [30788]	80-'88, w/ tapered bearings	ZMBWT19-K1 [74838]	1st & 2nd key & spring kit
ZMBK147WS [72517]	80-'88, w/ tapered bearings, w/ synchros	ZMBWT19-K3 [77612]	3rd & 4th key & spring kit
<b>Clusters &amp; Cluster Gears</b>			
ZMBWT19-8C [77971]	Cluster	<b>Small parts kits</b>	
<b>Countershafts &amp; Countershafts Gears</b>			
ZMBWT18-3 [70863]	Countershaft, w/o ring	ZMSP19-50 [78900]	Small parts kit
<b>Forks, Pads &amp; Parts</b>			
ZMBWT19-23 [71768]	3rd & 4th fork	<b>Synchros, Blockers &amp; Parts</b>	
<b>Gaskets &amp; Gasket Sets</b>			
ZMGAS18-55 [74849]	Gasket set	ZMBW1AT19-2.5 [73379]	3rd & 4th synchro hub & sleeve
ZMGSK146 [76575]	Gasket seal kit	ZMBW1AT19-80 [72777]	1st & 2nd synchro assembly, w/ blockers
<b>Input Shafts</b>			
ZMBW1309-085-013 [75089]	23 tooth	ZMSRT19-14 [70429]	3rd & 4th blocker
ZMBWT19A-16C [75317]	Narrow input bearing	ZMSRT19-83A [79044]	1st & 2nd blocker
ZMBWT19A-16F [73524]	Narrow input bearing	ZMSRT87D-14 [72265]	3rd & 4th synchro ring, small cone
<b>Mainshafts &amp; Mainshaft Gears</b>			
ZMBWT19-2E [71205]	Mainshaft, 2WD	ZMSRT98-83 [77907]	65-'83 1st & 2nd blocker
ZMBWT19-2F [78001]	Mainshaft	<b>Transmission Gears</b>	
		ZMBWAT19-10 [77274]	Reverse idler gear, 18 tooth
		ZMBWT19-11 [70735]	3rd gear, 24 tooth
		ZMBWT19-11E [76993]	3rd gear, 28 tooth, ball bearing
		ZMBWT19-12 [77052]	1st gear, 40 tooth
		ZMBWT19-31B [75695]	2nd gear, 37 tooth
<b>Yokes</b>			
		ZMYT18-YOKE [73049]	1330 u/joint, 28 spline

## T3650

PART #	Description
<b>Synchros, Blockers &amp; Parts</b>	
ZMSRTCAS0674 [71086]	1st, 2nd & reverse blocker, '96 & up GM

# T4

PART #	Description	PART #	Description
<b>Bearing Kits</b>			
ZMBK107BWS [72138]	81 & up, 4 speed, w/synchros	ZMBWT3-K1 [77246]	1st & 2nd key & spring kit
ZMBK148 [73735]	82-'84, ball bearing	ZMBWT3-K3 [76943]	3rd & 4th key & spring kit
<b>Clusters &amp; Cluster Gears</b>			
ZMT51351-077-004 [78644]	Cluster, Jeep	ZMBWT4-K3 [71854]	3rd & 4th key & spring kit
<b>Input Shafts</b>			
ZMT51351-085-008 [7146]	10 spline, 9.31" long	ZMSP1104-50C [73984]	Small parts kit
ZMT51351-085-010 [73728]	14 spline, Jeep	ZMSP5-50 [75705]	Small parts kit

# T45

PART #	Description	PART #	Description
<b>Bearing Kits</b>			
ZMBK250 [78781]	96-'98 Mustang 4.6L	ZMSEA12363 [70537]	Input seal
ZMBK250WS [77015]	96-'98 Mustang 4.6L, w/ synchros	ZMSEA1300-141-134 [73831]	O-ring
<b>Clusters &amp; Cluster Gears</b>			
ZMT451381-077-001 [70117]	Cluster	ZMSEA1695C [72837]	Rear seal, '85-'10 Mustang
<b>Forks, Pads &amp; Parts</b>			
ZMT451381-190-001 [71814]	Shift fork plate	<b>Small parts</b>	
ZMT451381-596-001 [72326]	1st & 2nd fork	ZMT451381-146-001 [73838]	Clutch pivot stud
ZMT451381-596-002 [75859]	3rd & 4th fork	ZMT451381-410-001 [77558]	Shim kit
ZMT451381-596-003 [70778]	5th & reverse fork	ZMT51300-072-005 [78165]	Breather
ZMT451381-596-005 [79005]	5th & reverse fork	ZMT561386-025-001 [78606]	1st & 2nd inner cone
ZMT451381-596-006 [76756]	5th & reverse fork	ZMT56-6 [70850]	Quill tube
<b>Hubs &amp; Sliders</b>			
ZMT56-2.5 [74394]	3rd & 4th hub & slider	ZMT56-K1 [76634]	1st & 2nd spring key kit
<b>Input Shafts</b>			
ZMT451381-085-001 [72337]	Ford Mustang	<b>Synchros, Blockers &amp; Parts</b>	
<b>Mainshafts &amp; Mainshaft Gears</b>			
ZMT451381-171-001 [76994]	Mainshaft, Mustang, 25" long	ZMSRK250 [75830]	Synchro ring kit, '96-'98 Mustang, 4.6L
<b>Transmission Gears</b>			
ZMT451381-081-001 [75981]	1st gear	ZMT451381-590-001 [71427]	5th & reverse synchro assembly
ZMT451381-082-001 [74272]	2nd gear, 35 tooth	ZMT56-K3 [74477]	3rd & 4th spring key kit
ZMT451381-086-001 [79472]	5th gear countershaft, Mustang, 63 tooth		
ZMT451381-088-001 [76441]	Reverse mainshaft gear		

# T5

PART #	Description	PART #	Description
<b>Bearing Kits</b>			
ZMBK107 [78581]	Ford & GM S10 / Camaro	ZMT51351-085-008 [77146]	10 spline, 9.31" long
ZMBK107AWS [30790]	82-'85 Chevette, w/ synchros	ZMT51351-085-010 [73728]	14 spline, Jeep
ZMBK107J [79395]	Jeep	ZMT51352-085-017 [71396]	T-bird, 4 cylinder
ZMBK107JWS [70847]	81 & up Jeep, 5 speed, w/ synchros	ZMT51352-085-019 [78979]	Camaro V8
ZMBK107NWS [71414]	83-'86 300Z, turbo, 5 speed, w/ synchros	ZMT51352-085-020 [70603]	Ford V8
ZMBK107WS [75835]	81-'86, 5 speed, w/ synchros	ZMT51352-085-025 [75737]	Mustang V8, 23 tooth
ZMBK149 [77802]	85 & up Ford passenger car	ZMT51352-085-047 [72689]	Camaro V6, 26 tooth
ZMBK149A [75672]	85 & up Ford passenger car	ZMT51352-085-048 [72813]	93-'95 S10, 2.2L, 26 spline
ZMBK149AWS [76503]	85 & up Ford passenger car, w/ synchros	ZMT51352-085-050 [70499]	1993 Mustang Cobra, 23 tooth, 9.25" long
ZMBK149BWS [77511]	92 & up, 5 speed, w/ synchros	ZMT51352-085-052 [79303]	94 & up Mustang, 23 tooth, 10" long
ZMBK149C [71712]	93 & up Ford	ZMT51352-085-055 [74925]	94-'95 Mustang, 23 tooth, 10" long
ZMBK149CWS [71608]	93-'95 Mustang Cobra	ZMT51352-085-060 [78797]	93 & down Mustang, 24 tooth
ZMBK149D [79165]	05 & up Mustang 4.0L	<b>Mainshafts &amp; Mainshaft Gears</b>	
ZMBK149DWS [71353]	05 & up Mustang 4.0L, w/ synchros	ZMT51352-070-012 [75491]	Mainshaft gear, V8, 31 tooth
ZMBK149WS [79340]	94-'96 Honda Passport, w/ synchros	ZMT51352-070-027 [70992]	5th mainshaft gear, Mustang, 25 tooth
ZMMK149 [72144]	World class T5	ZMT51352-070-028 [70516]	5th mainshaft gear, V6, 23 tooth
ZMMK149WS [71467]	Includes rings	ZMT51352-070-031 [76021]	5th mainshaft gear, 27 tooth
<b>Countershafts &amp; Countershafts Gears</b>			
ZMT51352-077-048 [70533]	countershaft, Mustang 4 cylinder turbo	ZMT51352-070-047 [72981]	5th mainshaft gear, V8, 31 tooth
ZMT51352-080-051 [70228]	5th gear countershaft, 51 tooth	ZMT51352-671-076 [76691]	Mainshaft, Jeep 4WD
ZMT51352-080-052 [77212]	5th gear countershaft, 55 tooth	ZMT51352-671-084 [76788]	Mainshaft, Mustang
ZMT51352-080-065 [74783]	5th countershaft gear, 51 tooth	ZMT51352-671-105 [78948]	Mainshaft, '96 & up Camaro
<b>T5 Forks, Pads &amp; Parts</b>			
ZMT51352-096-002 [78686]	1st 7 2nd shift fork	<b>Seals</b>	
ZMT51352-096-004 [73439]	3rd & 4th shift fork	ZMSEA12363 [70537]	Input seal
ZMT51352-096-014 [74697]	5th fork	ZMSEA15041 [70188]	Seal, 2WD
ZMT51352-127-008 [75839]	5th fork pads	ZMSEA18580 [71451]	Rear seal, '80-'6 Jeep, 4WD

Continued on next page





# T5 (Cont.)

PART #	Description	PART #	Description
<b>Small parts</b>		<b>Synchros, Blockers &amp; Parts</b>	
ZMBSH1332-127-003 [78925]	Shifter bushing	ZMSR1332-14 [71188]	5th gear blocker
ZMBSH1352-127-009 [76489]	Shifter ball bushing	ZMSR1332-83 [74154]	1st & 2nd blocker
ZMBWT3-K1 [77246]	1st & 2nd key & spring kit	ZMSR1351-14 [78918]	3rd & 4th blocker
ZMBWT3-K3 [76943]	3rd & 4th key & spring kit	ZMSR1352-591-003 [75039]	3rd & 4th blocker
ZMBWT4-K3 [71854]	3rd & 4th key & spring kit	ZMSRK107 [71520]	Synchro ring kit, non-world class
ZMSMKT5 [71498]	Input bearing shim kit	ZMSRK149 [79179]	World class synchro ring kit
ZMSPD1352-110-005 [75108]	Speedo gear, Mustang, 7 tooth	ZMSRTBKT11875 [76181]	1st & 2nd blocker
ZMT51300-072-005 [78165]	Breather	ZMT51332-093-001 [76592]	1st & 2nd synchro keys
ZMT51332-093-002 [73883]	3rd, 4th, 5th & reverse synchro key	ZMT51332-156-002 [75572]	5th gear synchro springs
ZMT51332-139-003 [73863]	Reverse lever c/clip	ZMT51351-093-001 [75788]	3rd & 4th synchro keys
ZMT51332-156-001 [79393]	Spring	ZMT51352-025-003 [78530]	Brake synchro cones
ZMT51351-018-003 [74383]	Counter bearing thrust race	ZMT51352-070-044 [73453]	1st & 2nd synchro sleeve
ZMT51351-018-005 [76556]	Input thrust washer	ZMT51352-093-001 [78532]	1st & 2nd synchro key
ZMT51351-027-001 [79418]	Input retainer, Jeep	ZMT51352-093-002 [74095]	1st & 2nd synchro keys
ZMT51351-132-001 [78613]	Rear cluster thrust bearing	ZMT51352-156-018 [78533]	1st through 4th synchro springs
ZMT51351-132-004 [79349]	Input thrust bearing	ZMT51352-590-003 [78058]	5th & reverse synchro assembly
ZMT51352-018-001 [77827]	Rear countershaft thrust washer	ZMT51352-590-011 [75574]	3rd & 4th synchro
ZMT51352-027-003 [77002]	Retainer, GM	ZMT51352-590-020 [78064]	5th & reverse synchro assembly
ZMT51352-027-007 [70081]	Retainer, Camaro & Astro Van		
ZMT51352-027-008 [76541]	Retainer	<b>Transmission Gears</b>	
ZMT51352-027-015 [78741]	Rear bearing retainer	ZMT51332-070-005 [77758]	Reverse gear
ZMT51352-027-030 [76614]	Input retainer, GM	ZMT51332-080-005 [74456]	2nd gear
ZMT51352-034-001 [76264]	Cluster oil funnel	ZMT51332-080-006 [73388]	3rd gear
ZMT51352-034-002 [71730]	Cluster oil funnel	ZMT51352-070-010 [72175]	5th driven, '83-'84 Mustang, 25 tooth
ZMT51352-053-005 [70191]	Input needle spacer	ZMT51352-070-014 [76722]	5th driven gear, 23 tooth
ZMT51352-085-003 [73104]	Input replacements, S10	ZMT51352-070-022 [73257]	5th driven gear, 27 tooth, V8
ZMT51352-085-010 [70728]	Replacement input, Camaro	ZMT51352-070-023 [78911]	5th driven gear, GM, 25 tooth
ZMT51352-132-003 [77314]	3rd gear needle bearing	ZMT51352-080-002 [75573]	3rd gear, GM V8, 30 tooth
ZMT51352-193-001 [77272]	Front cluster thrust washer	ZMT51352-080-017 [70964]	3rd gear, 27 tooth
ZMT51352-193-004 [74032]	2nd gear thrust washer	ZMT51352-080-021 [71197]	3rd gear, 27 tooth
ZMT51352-527-003 [76627]	Input retainer, 1994 Ford	ZMT51352-080-025 [76623]	3rd gear, '89-'92 GM, 25 tooth
ZMT51352-527-004 [74000]	Input retainer, '83-'93 Mustang V8	ZMT51352-080-027 [77533]	2nd gear, GM V6, 31 tooth
ZMT5-K5 [77864]	5th spring key kit	ZMT51352-080-028 [77114]	2nd gear, GM V6, 33 tooth
ZMT5WC-K1 [78333]	1st & 2nd world class spring key kit	ZMT51352-080-030 [70181]	1st gear, Ford, 34 tooth
ZMT5WC-K3 [70722]	3rd & 4th world class spring key kit	ZMT51352-080-031 [76149]	1st gear, T-bird & Mustang, 32 tooth
ZMSP5-50 [75705]	Small parts kit	ZMT51352-080-044 [77972]	3rd gear, Mustang, 27 tooth
ZMSP5-50W [79589]	Small parts kit	ZMT51352-080-060 [75625]	2nd gear, Ford V8, 30 tooth
		ZMT51352-080-113 [74818]	2nd gear, T-bird 4 cylinder, 31 tooth
		ZMT51352-080-114 [78321]	5th gear, Mustang, 59 tooth
		ZMT51352-080-115 [74622]	3rd gear, T-bird & Mustang, 2.3L, 26 tooth
		ZMT51352-080-119 [77007]	1st gear, 4 cylinder, 32 tooth
		ZMT51352-080-131 [70315]	2nd gear, V8, 33 tooth
		ZMT51352-080-132 [77748]	2nd gear, 31 tooth
		ZMT51352-080-149 [74952]	1st gear, S10 V6, 32 tooth
		ZMT51352-080-151 [78186]	3rd gear, Mustang V8, 26 tooth
		ZMT51352-080-152 [72016]	2nd gear, Mustang, 31 tooth
		ZMT51352-080-155 [71521]	2nd gear, 37 tooth
		ZMT51352-584-008 [72751]	Reverse idler, 20 tooth
		ZMT53860347 [72766]	Driven gear, 24 tooth
		ZMT5TTFM4757 [71795]	Input driven gear, Mustang 4.0L
		ZMT5WC-5 [75040]	5th gear set, 20 & 32 tooth
<b>Hubs &amp; Sliders</b>			
ZMT51352-590-022 [70544]	5th & reverse hub & slider		
<b>Clusters &amp; Cluster Gears</b>			
ZMT51352-077-052 [70864]	World class cluster		
ZMT51352-077-054 [77296]	Cluster, '88 & up GM F body, 4 cylinder		
ZMT51352-077-056 [70779]	Cluster, '93-'95 S10, 6 cylinder		
ZMT51352-077-060 [77462]	Cluster, Camaro		
ZMT51352-077-062 [76576]	Cluster, S10 & Jeep		
ZMT51352-077-063 [78146]	Cluster, GM		
ZMT51352-077-064 [76910]	Cluster, S10 & Astro Van		
ZMT51352-077-068 [75503]	Cluster, Ford V8		
ZMT51352-077-070 [78043]	Cluster, Ford		
<b>Yokes</b>			
ZMYEY1330-5500 [71243]	1330 u/joint, 28 spline, 6" long		

# T56

PART #	Description	PART #	Description
<b>Bearing Kits</b>		<b>Countershafts &amp; Countershafts Gears</b>	
ZMBK396 [75179]	93 & up 6 speed	ZMT56-19 [71289]	5th countershaft gear, 58 tooth
ZMBK396A [71457]	97 & up Corvette, 6 speed		
ZMBK396AWS [74058]	97 & up Corvette, 6 speed, w/ synchros	<b>Forks, Pads &amp; Parts</b>	
ZMBK396BWS [76303]	04-'06 GTO, 6 speed, w/ synchros	ZMT561386-235-001 [79631]	1st through 4th fork pads
ZMBK396WS [71749]	93 &, 6 speed, w/ synchros	ZMT561386-235-002 [70067]	5th, 6th & reverse fork pads
ZMBK521 [74807]	Magnum, 6 speed	ZMT561386-596-003 [78512]	5th & 6th fork
ZMBK521WS [73667]	Magnum, 6 speed, w/ synchros	ZMT561386-596-009 [72099]	Reverse fork
		ZMT561386-596-013 [78016]	1st & 2nd fork
		ZMT56-23A [76990]	3rd & 4th fork
		ZMT56-28 [78402]	1st through 4th fork insert
		ZMT56-28A [74936]	5th & reverse fork insert
		ZMT56TNEC0843 [71338]	3rd & 4th fork
<b>Clusters &amp; Cluster Gears</b>			
ZMT561386-077-008 [78036]	Cluster, 2.66 low		
ZMT561386-410-008 [71453]	Cluster kit, 2.66 low		

Continued on next page



## T56 (Cont.)

PART #	Description	PART #	Description
<b>Housings &amp; Cases</b>			
ZMT561386-212-005 [78349]	Bell housing	ZMT561386-141-028 [73768]	Mainshaft o-ring
<b>Hubs &amp; Sliders</b>		ZMT561386-156-005 [76778]	Reverse wavy washer
ZMT56-2.5 [74394]	3rd & 4th hub & slider	ZMT561386-183-002 [30794]	Reverse idler/detent bolt
ZMT56-40 [78187]	Reverse hub & slider	ZMT561386-183-003 [72297]	Shift lever guide bolt
ZMT56-50 [77559]	5th & 6th hub & slider	ZMT561386-193-004 [75699]	Reverse thrust washer
ZMT56-80 [70796]	1st & 2nd hub & slider	ZMT561386-193-006 [72951]	Rear mainshaft bearing spacer
<b>Input Shafts</b>		ZMT561386-193-008 [75709]	6th gear cluster thrust washer
ZMT561386-585-005 [74081]	LT1 input	ZMT561386-193-009 [70627]	Mainshaft extension bearing washer
ZMT561386-585-008 [75722]	Ford, 29 tooth, 9.75" long	ZMT561386-608-005 [75452]	Horizontal detent assembly
ZMT56-16 [74230]	98-'02 GM, 31 tooth, 26 spline, 10.62" long	ZMT56-K1 [76634]	1st & 2nd spring key kit
ZMT56TUEF1218 [74371]	Pontiac GTO	ZMT56-K3B [71769]	3rd & 4th spring key kit
<b>Mainshafts &amp; Mainshaft Gears</b>		ZMT56TRKT1371 [77458]	Shim kit
ZMT56-11 [72497]	3rd gear mainshaft, 37 tooth	<b>Small parts kits</b>	
ZMT561386-082-006 [72885]	2nd gear mainshaft, Corvette, 43 tooth	ZMSP56-50 [75407]	Small parts kit
ZMT561386-083-006 [74603]	3rd gear mainshaft, 37 tooth	<b>Synchros, Blockers &amp; Parts</b>	
ZMT56-2 [78775]	Mainshaft, 27 spline	ZMSR1386-091-007 [75372]	Reverse blocker, Camaro & Corvette
ZMT56TUPF2065 [71401]	Mainshaft, GTO	ZMSR1386-591-003 [76613]	3rd & 4th blocker, Camaro
<b>Seals</b>		ZMSR1386-591-005 [70206]	5th & 6th blocker, Camaro
ZMSEA12363 [70537]	Input seal	ZMSRK396A [79547]	Synchro ring kit, '97 & up Corvette, 6 speed
ZMSEA1300-044-021 [79517]	Shift shaft seal, Corvette	ZMSRTUAS1126 [78387]	4th, 5th & 6th blocker, Corvette & GTO
ZMSEA15041 [70188]	Seal, 2WD	ZMSRTUAS1129 [77742]	3rd blocker, Corvette & GTO
ZMSEA35526 [76581]	Rear inner seal, Corvette	ZMSRTUAS1365 [71066]	1st & 2nd inner blocker, Camaro & Corvette
ZMSEAAS117 [76388]	Cover to tail o-ring	ZMSRTUAS3486 [70752]	1st & 2nd center blocker, Corvette & GTO
ZMT561386-044-001 [73884]	Outer shift shaft seal, Corvette	ZMSRTUAS3487 [75734]	1st & 2nd inner blocker, Corvette & GTO
<b>Small parts</b>		ZMT561386-025-002 [78829]	3rd synchro cone
ZMBSH1386-127-001 [74276]	Shift rail bushing	ZMT561386-091-010 [77597]	5th & 6th outer synchro ring, Corvette
ZMBSHT56-62 [73199]	Tail bushing, 27 spline	ZMT561386-093-001 [79197]	1st & 2nd synchro keys
ZMSPD1390-056-002 [72636]	Speedo gear clip	ZMT561386-093-002 [76696]	1st & 2nd synchro keys, Corvette
ZMT561386-025-001 [78606]	1st & 2nd inner cone	ZMT561386-156-001 [71256]	1st & 2nd synchro spring
ZMT561386-025-003 [75954]	4th, 5th & 6th inner ring, Corvette	ZMT561386-156-002 [72902]	5th & 6th synchro springs
ZMT561386-034-001 [76419]	Quill tube, GM	ZMT561386-156-003 [78864]	3rd & 4th synchro springs
ZMT561386-034-002 [78664]	Funnel	ZMT561386-193-005 [74926]	Reverse synchro thrust washer, black, plastic
ZMT561386-040-002 [73789]	Reverse retainer plate	ZMT561386-590-006 [77224]	3rd & 4th synchro, GTO & Corvette
ZMT561386-053-001 [74623]	6th needle bearing spacer	ZMT561386-590-008 [72621]	1st & 2nd synchro
<b>Small parts continued</b>		ZMT56-K1B [78637]	1st & 2nd spring key kit
ZMT561386-053-003 [71907]	3rd needle bearing spacer	ZMT56-K3 [74477]	3rd & 4th spring key kit
ZMT561386-053-007 [30792]	6th gear needle bearing spacer	ZMT56-K5 [71189]	5th, 6th & reverse synchro spring key kit
ZMT561386-091-001 [76189]	1st & 2nd outer ring	<b>Transmission Gears</b>	
ZMT561386-091-008 [71215]	1st & 2nd outer ring, Corvette	ZMT561386-070-001 [78478]	5th & 6th driven gear
ZMT561386-091-009 [70162]	3rd gear outer ring, Corvette	ZMT561386-081-008 [30791]	1st gear, Corvette, 39 tooth
ZMT561386-091-011 [76568]	4th gear outer ring, Corvette	ZMT561386-087-003 [76969]	6th gear
ZMT561386-132-002 [74944]	1st gear needle bearing	ZMT561386-087-004 [76150]	6th gear, 67 tooth
ZMT561386-132-003 [74825]	Reverse gear needle bearing	ZMT561386-585-009 [30793]	Corvette, 31 tooth
ZMT561386-132-005 [73246]	6th gear needle bearing	ZMT56-160 [70593]	5th & 6th driven gear
ZMT561386-139-001 [73428]	Clip	ZMT56-21 [74370]	2nd gear, 43 tooth
ZMT561386-139-004 [30795]	Snap ring	ZMT56-36 [78348]	Reverse gear, 35 tooth
ZMT561386-139-006 [72356]	Snap ring	ZMT56TUEN1122 [70490]	1st gear, GTO & Corvette, 43 tooth
		ZMT56TUEN1123 [70954]	2nd gear, Corvette, 41 tooth
		ZMT56TUEN1124 [72588]	2nd gear

## T85

PART #	Description	PART #	Description
<b>Bearing Kits</b>		<b>Small parts kits</b>	
ZMBK345 [75631]	67-'71 Ford truck, 3 speed	ZMSP84-50 [75069]	Small parts kit
ZMBK345A [72407]	56-'71 Ford, 3 speed	ZMSP85C-50 [76434]	Small parts kit
ZMBK345AWS [79511]	56-'71 Ford, 3 speed, w/ synchros		
ZMBK345WS [73006]	67-'71 Ford truck, 3 speed, w/ synchros		

## T850

PART #	Description	PART #	Description
<b>Forks, Pads &amp; Parts</b>			
ZMT850-23 [75487]	Shift fork assembly	<b>Synchros, Blockers &amp; Parts</b>	
		ZMSRT850-14A [79101]	3rd, 4th, 5th & reverse blocker
		ZMSRT850-14C [73308]	1st & 2nd center synchro ring
<b>Small parts</b>		ZMSRT850-14I [71848]	1st & 2nd inner synchro ring
ZMT850-22 [71739]	Shifter housing assembly	ZMSRT850-14O [70324]	1st & 2nd outer synchro ring
		ZMT850-23ASSY [77684]	Center ring, 1st & 2nd

## T86

PART #	Description	PART #	Description
<b>Bearing Kits</b>			
ZMBK345 [75631]	67-'71 Ford truck, 3 speed	<b>Gaskets &amp; Gasket Sets</b>	
ZMBK348 [73440]	57-'64 Ford truck, 3 speed, w/ overdrive	ZMGAS86E-55A [72949]	Gasket set
<b>Countershafts &amp; Countershafts Gears</b>			
ZMBWT86E-3 [73132]	Countershaft	<b>Small parts kits</b>	
		ZMSP86E-50N [74023]	Small parts kit

## T87

PART #	Description	PART #	Description
<b>Bearing Kits</b>			
ZMBK346 [30796]	48-'73 Ford, 3 speed	<b>Small parts kits</b>	
		ZMSP87D-50 [77527]	Small parts kit
<b>Small parts</b>			
ZMBWT87-K [74680]	2nd & 3rd key & spring kit		

## T89

PART #	Description
<b>Bearing Kits</b>	
ZMBK345WS [73006]	67-'71 Ford truck, 3 speed, w/ synchros

## T90

PART #	Description	PART #	Description
<b>Bearing Kits</b>			
ZMBK119 [75894]	46-'72, 3 speed, 6 bolt top cover	<b>Mainshafts &amp; Mainshaft Gears</b>	
ZMBK119I [72333]	61-'73, 3 speed	ZMBWT90A-12 [75612]	Reverse gear mainshaft, 29 tooth
ZMBK119IWS [78635]	64-'68, 3 speed, w/ synchros	<b>Small parts</b>	
ZMBK119WS [77819]	64-'68 International, 3 speed, w/ synchros	ZMBWT90-K [72749]	2nd & 3rd key & spring kit
<b>Clusters &amp; Cluster Gears</b>			
ZMBWT90A-8 [77359]	Cluster gear	<b>Small parts kits</b>	
		ZMSP90A-50 [70632]	Small parts kit
<b>Countershafts &amp; Countershafts Gears</b>			
ZMBWT86E-3 [73132]	Countershaft	<b>Synchros, Blockers &amp; Parts</b>	
T90 Gaskets & Gasket Sets		ZMBW1AT90A-2.5 [74079]	3rd & 4th synchro assembly, Jeep
ZMGAS90A-55 [78885]	Gasket set	ZMSRT19H-14 [76521]	2nd & 3rd blocker, International
		ZMSRWT243-14F [72082]	2nd & 3rd blocker, Jeep
<b>Input Shafts</b>			
ZMBWT90A-16 [77969]	18 tooth, 9" long	<b>Transmission Gears</b>	
ZMBWT90J-16 [78656]	18 tooth	ZMBWAT90A-10 [72917]	Reverse idler gear
		ZMBWAT90A-11 [76805]	2nd gear, 22 tooth

## T96

PART #	Description
<b>Small parts</b>	
ZMBWT96-K [70126]	Key & spring kit

PART #	Description	PART #	Description
<b>Bearing Kits</b>		<b>Seals</b>	
ZMBK141 [75461]	68-'69 International	ZMSEA15041 [70188]	Seal, 2WD
ZMBK141I [78803]	64-'75 International		
ZMBK141J [74961]	68-'71 Jeep	<b>Small parts</b>	
ZMBK141JWS [71240]	54-'72 Jeep, 4 speed	ZMBWT87-K [74680]	2nd & 3rd key & spring kit
ZMBK141WS [74158]	68-'71 Jeep, w/ synchros	<b>Small parts kits</b>	
		ZMSP98-50A [70353]	Small parts kit

## Toyota

PART #	Description	PART #	Description
<b>Bearing Kits</b>			
ZMBK100 [70599]	81-'83 Toyota w/ B32-14 input bearing	ZMBK418A [76699]	03 & up Matrix & Corolla, 5 speed
ZMBK100WS [78521]	81-'83 Toyota w/ B32-14 input bearing & synchros	ZMBK418AWS [73967]	03 & up Matrix & Corolla, 5 speed, w/ synchros
ZMBK102A [70294]	74-'80 Toyota 4 speed, side load	ZMBK418CWS [76925]	06-'13 Corolla & Matrix
ZMBK102AWS [71177]	74-'80 Toyota 4 speed, side load, w/ synchros	ZMBK422 [30664]	96 & up Landcruiser
ZMBK103 [73064]	74-'84 Celica & 2WD pickup	<b>Bearing Kits</b>	
ZMBK157 [77496]	81-'83, 5 speed	ZMBK444 [75941]	04 & up TC
ZMBK157WS [73375]	81-'83, 5 speed, W63/32 input, w/ synchros	ZMBK444WS [74706]	04 & up TC, w/ synchros
ZMBK160 [79726]	84 & up Pickup	ZMBK475 [71131]	05 & up Tacoma, 6 speed, 4WD
ZMBK160WS [78842]	1984, w/ synchros	ZMBK475A [71241]	05 & up Tacoma, 6 speed
ZMBK161 [73501]	84-'95 Pickup	ZMBK475AWS [71593]	05 & up Tacoma, 6 speed, 2WD, w/ synchros
ZMBK161L [76733]	87 & up Pickup	ZMBK475WS [73437]	05 & up Tacoma, 6 speed, 4WD, w/ synchros
ZMBK161WS [79119]	84 & up Pickup, w/ synchros	<b>Synchros, Blockers &amp; Parts</b>	
ZMBK162 [77075]	85 & up Pickup	ZMSR33037-12040 [75389]	1st gear synchro ring
ZMBK162A [71989]	84-'91 4Runner EFI	ZMSR33037-60050 [78320]	1st synchro ring, Tacoma, 3 piece
ZMBK162AWS [77443]	84-'91 4Runner EFI, w/ updated input bearing & synchros	ZMSR33038-12012 [76728]	2nd gear blocker, Corolla
ZMBK162B [77641]	91 & up Pickup, 4 cylinder	ZMSR33038-12020 [76818]	2nd gear synchro ring
ZMBK162BWS [70751]	91 & up Pickup, 4 cylinder, w/ synchros	ZMSR33039-12011 [74386]	3rd gear synchro ring, 3 piece
ZMBK162CWS [70461]	92 & up Pickup, w/ reverse synchros	ZMSR33367-12070 [79122]	1st gear synchro ring, Echo
ZMBK162WS [71019]	85 & up Pickup, w/ synchros	ZMSR33367-12081 [71697]	2nd gear synchro ring, Echo
ZMBK163CWS [75708]	94 & up, V6, w/ synchros	ZMSR33367-20040 [78717]	1st blocker, MR2
ZMBK163DWS [72191]	95 & up, V6, w/ synchros	ZMSR33367-20060 [76499]	2nd blocker, MR2
ZMBK163FWS [70637]	01 & up Tacoma & Tundra, V6, 3 piece synchros	ZMSR33368-12041 [70290]	4th gear synchro ring
ZMBK176 [77939]	Corolla RWD, 5 speed	ZMSR33368-12100 [74689]	3rd gear synchro ring, Echo
ZMBK190 [77460]	83-'86 MR2 & Corolla, 5 speed	ZMSR33368-12140 [79257]	4th gear synchro ring, Echo
ZMBK191 [73946]	86-'02 Corolla, 5 speed	ZMSR33368-12210 [75508]	4th gear synchro ring, '04 & up
ZMBK191AWS [71178]	86-'02 Corolla, 5 speed, w/ synchros	ZMSR33368-16020 [74652]	3rd & 4th blocker, '82 & up Tercel, 5 speed
ZMBK191BWS [71341]	04 & up XA & XB, w/ synchros	ZMSR33368-20040 [75647]	3rd & 4th blocker, MR2
ZMBK191WS [74262]	86-'02 Corolla, 5 speed, w/ synchros	ZMSR33369-20010 [72620]	5th blocker, MR2
ZMBK193WS [78455]	84 & up, 5 speed, FWD, w/ synchros	ZMSR33369-20020 [76319]	5th synchro ring, '00-'02 Celica, Corolla & Matrix
ZMBK253 [78034]	69-'75 Landcruiser, 3 speed	ZMSR33369-20030 [70845]	6th synchro ring, '00-'02 Celica, Corolla & Matrix
ZMBK254 [74544]	73-'80 Landcruiser, 4 speed	ZMSR33397-12011 [79585]	5th gear inner blocker
ZMBK254A [76300]	81-'86 Landcruiser, 4 speed, aluminum top	ZMSR33399-12011 [79706]	5th gear outer blocker
ZMBK254B [78360]	86 & up Landcruiser, 4 speed, aluminum top	ZMSRK157 [76633]	Synchro ring kit, '81-'83, 5 speed
ZMBK258 [76403]	81 & up Landcruiser, 4 speed	ZMSRK163D [73307]	Synchro ring kit, '95 & up Toyota
ZMBK263 [70306]	69-'75 Landcruiser, 3 & 4 speed	ZMSRTOY-14B [70419]	1st & 2nd blocker, '84-'10
ZMBK272 [30628]	80-'83 Starlet 1200, 4 & 5 speed	ZMSRTOY-14F [77132]	3rd & 4th blocker, 33 tooth
ZMBK275 [73851]	73-'80 Landcruiser, 4 speed	ZMSRTOY-14H [77435]	1st & 2nd blocker, '91 & up
ZMBK279 [75704]	2000, 5 speed	<b>Synchros, Blockers &amp; Parts (Cont.)</b>	
ZMBK279AWS [70262]	86-'88 Tercel, 4 speed, w/ synchros	ZMSRTOY-14J [73226]	5th outer blocker
ZMBK290A [71128]	90-'92 Camry twin cam, 5 speed	ZMSRTOY-14K [71858]	2nd synchro ring, 3 piece
ZMBK290B [79144]	90-'98 Camry & Celica, 5 speed	ZMSRTOY-14L [75343]	3rd blocker, '93 & up, 3 piece
ZMBK290BWS [75350]	90-'98 Camry & Celica, 5 speed, w/ synchros	ZMSRTOY-14M [74007]	2nd blocker, 3 piece
		ZMSRTOY-14N [78740]	1st & 2nd blocker
		ZMSRTOY-14P [72323]	5th blocker
<b>Bearing Kits (Cont.)</b>			
ZMBK305WS [72605]	87 & up Celica all-trac, w/ synchros		
ZMBK385 [73334]	88 & up Corolla, 5 speed		
ZMBK385AWS [72968]	88 & up Corolla, 5 speed, w/ synchros		

## Toyota (Cont.)

PART #	Description	PART #	Description
<b>Input Shafts</b>			
ZMTOYG52-16 [79235]	Input shaft	ZMTOY33505-35020 [75459]	Shifter seat
ZMTOYR151-16 [72524]	Toyota 4 cylinder turbo & V6, 29 tooth	ZMTOYW56-117 [73839]	3rd & 4th sleeve, '85-'90 4WD
ZMTOYR151-16A [73220]	V6, 29 tooth	<b>Transmission Gears</b>	
ZMTOYW56-16 [71617]	Input shaft	ZMTOYW56-5 [77228]	5th gear set
ZMTOYW59-16 [71990]	91 & up	<b>Seals</b>	
<b>Clusters &amp; Cluster Gears</b>			
ZMTOYG52-8 [71375]	Cluster	ZMSEA11610 [76550]	Input seal, passenger car
ZMTOYW56-8 [72055]	Cluster	ZMSEA12735 [72654]	Input seal, 4 speed
ZMTOYW59-8 [72873]	Cluster, '92 & up	ZMSEA12744 [70670]	Rear seal, 4WD
<b>Forks, Pads &amp; Parts</b>			
ZMTOYW56-23A [75648]	3rd & 4th fork	ZMSEA12746 [77860]	Rear seal
<b>Gaskets &amp; Gasket Sets</b>			
ZMGAS04331-12101 [77975]	Gasket set	ZMSEA19672 [71502]	Axle seal, MR2
ZMGAS04331-60020 [71403]	Gasket set	ZMSEA2514 [71565]	Shift shaft seal
ZMGAS04331-60032 [71676]	Gasket set	ZMSEA3004 [72550]	Tail seal, '89 & up
ZMGAS04331-64011 [70813]	Gasket set	ZMSEA34487 [75795]	Input seal, late model, 6 speed
ZMGAS04362-32020 [75496]	Gasket set, Camry	ZMSEA45X64X11.5 [75308]	Rear seal, late, 6 speed
ZMGASG52-55 [72302]	Gasket set, Toyota 4 cylinder, 5 speed	ZMSEA4707 [71659]	Input seal, Celica, 4WD
ZMGASL43-55 [75059]	Gasket set, Toyota 4 speed	ZMSEA49X80X16 [75458]	Axle seal, Celica, AWD
ZMGASL52-55 [79234]	Gasket set, '81-'03 Toyota	ZMSEA7002 [78041]	Shift shaft seal
ZTGAS04362-35030 [71564]	Gasket set	ZMSEA9715 [76767]	Input shaft seal, Corolla & Matrix
		ZMSEAS51-45 [74888]	Shift shaft seal, MR2

## TR3550

PART #	Description	PART #	Description
<b>Bearing Kits</b>			
ZMBK417 [77489]	95 Mustang	<b>Synchos, Blockers &amp; Parts</b>	
ZMBK417WS [72097]	95 Mustang, w/ synchros	ZMSR3550-14 [75678]	Blocker ring

## TR3650

PART #	Description	PART #	Description
<b>Bearing Kits</b>			
ZMBK255 [71666]	01 & up Mustang	ZM36501R3Z-7H150AA [77905]	Reluctor wheel, 12 tooth
ZMBK255A [77630]	05 & up Mustang	<b>Synchos, Blockers &amp; Parts</b>	
ZMBK255AWS [77724]	05 & up Mustang, w/ synchros	ZM3650TCES1315 [72092]	3rd & 4th synchro assembly
ZMBK255WS [75712]	01-'04 Mustang, w/ synchros	ZM3650TCES2192 [73445]	1st & 2nd synchro assembly
<b>Forks, Pads &amp; Parts</b>			
ZM3650TCHR1298 [71658]	1st & 2nd fork	ZM3650TCKT1733 [75370]	3rd, 4th, 5th & reverse ring kit
ZM3650TCKT5847 [72569]	1st & 2nd fork assembly	ZM3650TCKT4934 [75316]	1st & 2nd blocker, 3-piece
<b>Seals</b>			
ZMSEATCSJ2136 [77268]	Shift shaft seal, '05 & up Mustang	ZM3650TCNS1438 [76525]	Synchro key
		ZM3650TCRE0664 [74342]	Synchro spring
<b>Transmission Gears</b>			
		ZM3650TCEE2086 [79093]	2nd gear, 38 tooth

## TR6060

PART #	Description	PART #	Description
<b>Bearing Kits</b>			
ZMBK479 [72943]	09-'12	<b>Synchos, Blockers &amp; Parts</b>	
ZMBK479WS [79465]	09-'12, w/ synchros	ZMSRTUES10231 [73160]	1st & 2nd blocker
		ZMSRTUES11861 [74424]	5th, 6th & reverse synchro ring
		ZMSRTUES6117 [77236]	3rd & 4th synchro ring

# Volkswagen

PART #	Description	PART #	Description
<b>Bearing Kits</b>			
ZMBK412 [78174]	80-'95 Vabbit & Jetta, 5 speed	ZMVW-16 [73365]	99 & down
ZMBK412A [75763]	86-'99 Passenger car	<b>Seals</b>	
ZMBK412AWS [72124]	95 & up, w/ synchros	ZMSEA02A-301-227M [30679]	Shift shaft seal, '02-'04, 1.8L & 2.8L, 6 speed
ZMBK412WS [78939]	83 & up Rabbit & Jetta, 5 speed, w/ synchros	ZMSEA02J-409-528A [74059]	Output seal, late design
ZMBK420 [76648]	89 & up passenger car, black rear cover	ZMSEA02M-301-189B [73265]	Rear case axle seal, '02-'04
ZMBK420AWS [72704]	89 & up passenger car, black rear cover, w/ synchros	ZMSEA02M-301-211B [30677]	Rear case plug seal, '02-'04, 1.8L & 2.8L, 6 speed
ZMBK420WS [71667]	89 & up passenger car, black rear cover	ZMSEA02M-311-113A [70264]	Input seal, '02-'04
<b>Synchros, Blockers &amp; Parts</b>			
ZMSR02A-311-247C [75003]	1st gear synchro ring, '00 & up, 1 piece	ZMSEA02M-409-189 [71725]	Bell side axle seal, '02-'04
ZMSR02A-311-269E [70057]	3rd & 4th synchro ring	ZMSEA02Q-301-211 [30678]	Rear case plug seal, '02-'04, 1.8L & 2.8L, 6 speed
ZMSR02A-311-269F [72637]	2nd gear outer synchro ring, late model	ZMSEA10931 [76271]	6 speed
ZMSR02A-311-277 [77288]	2nd gear inner synchro ring, late model	ZMSEA18962 [76781]	Axle seal, '89 & up
ZMSR02J-311-247D [76363]	1st & 2nd outer blocker, late model	<b>Transmission Gears</b>	
ZMSR02J-311-277B [74497]	1st & 2nd inner blocker, late model	ZMBSHW-10 [77210]	Reverse idler gear
ZMSRVW-14 [76890]	Synchro ring, 33 tooth		

## W46

PART #	Description	PART #	Description
<b>Bearing Kits</b>			
ZMBK167 [71293]	84 & up, 4 speed, W46 Alum.	ZMBK167WS [79205]	84 & up, 4 speed, W46 Alum., w/ synchros

## W50

PART #	Description
<b>Bearing Kits</b>	
ZMBK103WS [75102]	74-'84 Celica & 2WD pickup, w/ synchros

## W5MG1

PART #	Description	PART #	Description
<b>Seals</b>			
ZMSEA110306 [78448]	Output seal, 4WD, 25 spline	ZMSEA9710 [74347]	Output shaft seal, 18 spline, 4WD
ZMSEA13930 [76461]	Input seal	ZMSEACR4804 [71596]	Rear plug seal
ZMSEA37029 [72014]	Right hand axle seal, '91 & up Mitsubishi		

## Y80

PART #	Description	PART #	Description
<b>Gaskets &amp; Gasket Sets</b>			
ZMHONY80-115 [71918]	5th slider	<b>Hubs &amp; Sliders</b>	
ZMHONY80-120 [75123]	3rd & 4th slider, 3.58"	ZMHONY80-120A [79106]	3rd & 4th slider, 3.27"
		ZMHONY80-137 [77540]	1st & 2nd slider

## ZF

PART #	Description	PART #	Description
<b>Bearing Kits</b>			
ZMBK1052BRGK [78372]	Corvette, 6 speed	<b>Bearing Kits (Cont.)</b>	
ZMBK300BDZF [70139]	87-'02 Ford	ZMBK486WS [73304]	6 speed, w/ synchros
ZMBK300BDZFL [78870]	03 & up Ford	ZMMK300ZFAWS [76689]	S547, w/ synchros
ZMBK300ZF [79575]	87 & up Ford	ZMMK300ZFWS [71186]	ZF542, w/ needles & synchros
ZMBK300ZFAWS [73604]	96 & up, w/ synchros	ZMMK486WS [73808]	F650, w/ needles, bushings & synchros
ZMBK300ZFB [73996]	99 & up S547M	<b>Clusters &amp; Cluster Gears</b>	
ZMBK300ZFBWS [78239]	99 & up 547, w/ synchros	ZMZf1317-303-011 [74911]	1st, 2nd & reverse cluster
ZMBK300ZFWS [77506]	542 bearing kit	ZMZf1319-203-030 [74927]	Cluster gear, 6 speed
ZMBK486 [77923]	99-'02 Ford Super Duty	ZMZf1319-203-036 [76464]	S650 cluster shaft assembly
ZMBK486A [76385]	01 & up GM, 6 speed	ZMZf1319-203-038 [73832]	Cluster assembly, '08 & up Ford, 6 speed, gas
ZMBK486AWS [77943]	01 & up GM, 6 speed, w/ synchros	ZMZfS6-8 [76030]	6 speed cluster

Continued on next page

# ZF (Cont.)

PART #	Description	PART #	Description
<b>Counter Shafts &amp; Countershaft Gears</b>			
ZMZF1307-303-015 [70051]	4th countershaft gear	ZMZF0730162730 [76842]	Reverse gear bushing, 6 speed
ZMZF1307-303-060 [75575]	4th countershaft gear, 43 tooth	ZMZF0730162731 [78154]	5th gear bushing, 6 speed
ZMZF1307-303-109 [75417]	3rd countershaft gear, 34 tooth	ZMZF0730162812 [73154]	2nd & 3rd gear bushing, 6 speed
ZMZF1307-303-110 [75661]	3rd countershaft gear, 31 tooth	ZMZF0730505093 [77799]	S542 shifter snap ring
ZMZF1317-303-012 [72645]	S547 3rd countershaft gear, 31 tooth	ZMZF0732041946 [77057]	Detent spring
ZMZF1317-303-013 [78894]	S547 3rd countershaft gear, 30 tooth	ZMZF0732041947 [70639]	Reverse stop plate compression spring
ZMZF1317-303-016 [72607]	S547 5th countershaft gear	ZMZF0736304150 [76309]	S542 Drain plug, m24 x 1.5
ZMZF1319-203-024 [71915]	Countershaft, 6 speed, 7.3L	ZMZF1048-301-010 [77418]	Magnets
ZMZF42-8 [78048]	S542 countershaft assembly, 45 tooth	ZMZF1304-301-035 [71483]	Power take off covers
ZMZF42-8A [71055]	S542 countershaft assembly, 41 tooth	ZMZF1307-201-080 [76826]	S542 main case
ZMZF42-9 [70589]	4th countershaft gear, 45 tooth	ZMZF1307-218-007 [78262]	Shift stub
ZMZF42-9A [72646]	4th countershaft gear	ZMZF1307-301-011 [76522]	Clutch fork pivot ball
ZMZF47-9B [77465]	S542 4th countershaft gear, 43 tooth	ZMZF1307-302-060 [74575]	Quill tube
ZMZFS6-34 [72040]	3rd gear counter, 6 speed	ZMZF1307-304-372 [75906]	5th & reverse sleeve
ZMZFS6-9 [72874]	4th countershaft gear, 39 tooth	ZMZF1307-306-035 [72840]	Shift cover
ZMZF1319-201-001 [78578]	Main case, 6 speed	ZMZF1307-306-046 [71914]	Gear shift housing
ZMZF1319-201-014 [74037]	Main case, '08 & up Ford, 6 speed	ZMZF1307-306-062 [30811]	Shift selector
ZMZF1319-220-008 [72903]	S650 pump housing, 6 speed	ZMZF1307-306-121 [79655]	Interlock plate
ZMZF1319-301-025 [73565]	Main case, 6 speed, 7.3L	ZMZF1307-306-146 [30812]	Shift selector rail
ZMZF1319-301-039 [30754]	S650 extension housing, GM, 6 speed, 2WD, w/o brake	ZMZF1307-306-154 [71351]	Plastic shifter guides
ZMZF1319-301-041 [30814]	Tail housing, GM Kodiak	ZMZF1307-306-170 [76022]	Detent pin
ZMZF1319-301-047 [77710]	Intermediate housing, 6 speed	ZMZF1307-306-229 [79721]	S542 stop plates
ZMZF1319-301-054 [79105]	Tail housing, 6 speed, 6.0L, 2WD	ZMZF1307-306-230 [70616]	Shift interlock
ZMZF1319-301-058 [73687]	Tail housing, 6 speed, 6.0L, 4WD	ZMZF1307-306-236 [72449]	S542 Inner boot
ZMZF1319-301-072 [76112]	Tail housing, 6 speed, 2WD, diesel	ZMZF1307SRK [75822]	S542 Snap ring kit
ZMZF1319-301-073 [75592]	Tail housing, 6 speed, 4WD	ZMZF1317-206-004 [73948]	S547 shifter isolator
ZMZF1319-301-094 [75286]	Main housing, 6 speed, 6.4L	ZMZF1317-218-002 [74338]	S542 shifter assembly
<b>Small parts</b>			
ZMBSH1319-306-080 [74768]	Detent guide bushing, 6 speed	ZMZF1317-302-010 [70058]	S547 Quill tube
ZMBSHB50-J [73357]	Pilot bushing	ZMZF1317-302-041 [79238]	S547 input retainer
ZMBSHZFB-157 [76942]	Front seal bushing	ZMZF1317-304-117 [77136]	Mainshaft yoke nut, 2WD
ZMBSHZFS6-49 [79220]	Reverse bushing	ZMZF1317-304-126 [70748]	3rd, 4th, 5th & reverse synchro sleeve
ZMBSHZFS6-66 [74245]	5th gear bushing, 6 speed	ZMZF1317-306-014 [79656]	S547 inner boot
ZMNKZF42 [75960]	S542 & S547 needle bearing kit	ZMZF1319-218-004 [78961]	Shift stub, 6 speed
ZMNKZFS6 [79455]	Needle bearing kit, 6 speed	ZMZF1319-301-012 [77408]	S547 & S650 oil trough, 6 speed
ZMNKZFS6A [76640]	S750 needle bearing kit	ZMZF1319-303-045 [71210]	5th gear thrust washer, 6 speed
ZMSMKZF42 [74778]	Input shim kit, 5 speed	ZMZF1319-303-046 [76238]	Spacer, 6 speed
ZMSMKZF42A [79280]	Countershaft shim kit, 5 speed	ZMZF1319-304-077 [77180]	1st gear monoblock, 6 speed
ZMSMKZFS6 [77099]	Input shim kit, 6 speed	ZMZF1319-306-043 [72596]	Shift tower, 6 speed
ZMSPD1307-204-047 [74480]	Speedo gear, white	ZMZF1319-306-048 [75520]	Rear interlock plate, 6 speed
ZMSPD1307-204-048 [30813]	Speedo gear, 8 tooth	ZMZF1319-306-060 [74024]	Selector plate bolt, w/ shoulder
ZMSPDE8TZ-2N598A [71891]	Speedo gear, 6 tooth	ZMZF1319-306-061 [73885]	S650 shift stub boot
ZMSPDF2UZ-7H183A [70633]	Speedo hole plug	ZMZF1319-306-068 [78367]	Shift tower, GM & Ford, 6.0L, 6 speed
ZMZF0501206040 [78809]	Shift detent	ZMZF1319-306-086 [70814]	Shifter stub, '08 & up Ford, 6.4L, 6 speed
ZMZF0501211188 [76635]	S6-650 pump shaft, 6 speed	ZMZF1319MINOR [70761]	Minor kit, 6 speed
ZMZF0501212997 [76216]	Oil relief valve, 6 speed	ZMZF1319PPK [74363]	Key & spring kit, 6 speed
ZMZF0501214641 [75714]	Drain plug	ZMZF1319SRK [74167]	Snap ring kit, 6 speed
ZMZF0501214780 [77774]	Breather	ZMZF-40A [73992]	S542 & S547 input bearing tin shield
ZMZF0501316258 [72166]	Brake drum nut	ZMZF-40B [73050]	Input bearing tin shield
ZMZF0501321882 [72167]	Shift stub boot, '08 & up, 6 speed	ZMZF42-6 [74684]	S542 quill tube
ZMZF0630361116 [75519]	Frost plug	ZMZF42-74 [76347]	S542 & S547 frost plug
ZMZF0630361117 [77798]	Frost plug	ZMZF42-75 [70068]	S542 & S547 frost plug, 1/2"
ZMZF0630532128 [72798]	Oil pump snap ring, 6 speed	ZMZF42-CK [78824]	S542 case update kit
ZMZF0630532207 [71048]	Check valve retaining ring	ZMZF4632430 [30809]	Drain plug washer aluminum
ZMZF0631329017 [73477]	Shift driver roll pin, 6 speed, 3 x 24	ZMZF47-128 [77976]	Reverse creeper sleeve, 6 speed
ZMZF0631329028 [70797]	Shift driver roll pin, 6 speed, 3.5 x 30	ZMZF47-6 [78873]	S547 quill tube
ZMZF0631329050 [77017]	Shift driver roll pin, 6 speed, 5 x 24	ZMZF47-K [71963]	S547 spring key kit
ZMZF0631329069 [79377]	Front shift finger roll pin, 6 speed, 6 x 30	ZMZF501209815 [78223]	Oil cooler fitting, short, upper
ZMZF0636015646 [74118]	Hex bolt, m8 x 20	ZMZF501210762 [77484]	Oil cooler line fitting, long, bottom
ZMZF0636101663 [70643]	Idler shaft bolt	ZMZF727-v [70348]	Drain plug
ZMZF0730106561 [71677]	2nd & 3rd washer, 5 speed	ZMZFBD-155 [70595]	Brake drum shield
ZMZF0730109432 [72003]	Reverse gear thrust washer, 6 speed	ZMZFBD-164 [73133]	Brake housing
ZMZF0730150892 [75174]	Creeper/overdrive thrust washer, 6.0L	ZMZFBD-172 [75335]	Brake dust shield
ZMZF0730162428 [76515]	3rd gear bushing, 5 speed	ZMZFBD-175 [74850]	Brake drum shaft
		ZMZF81Z-7B602AA [79025]	Clutch pivot, 6 speed

Continued on next page

# ZF (Cont.)

PART #	Description
<b>Small parts (Cont.)</b>	
ZMZFPBC66HD [79273]	Input clutch repair kit, 6.6L & 8.1L
ZMZFPBG606HD [73266]	Input clutch repair kit, 6.6L & 8.1L
ZMZFPBZ73HD [73454]	Input repair kit, 7.3L
ZMZFS6-20 [73543]	3rd & 4th inner race, 6 speed
ZMZFS6-22 [71049]	2nd gear thrust washer
ZMZFS6-22A [70884]	S750 2nd & 3rd thrust washer, 6.0L
ZMZFS6-28 [76577]	1st & 2nd sleeve, 6 speed
ZMZFS6-6 [78122]	Quill, 6 speed
ZMZFS6-80 [77834]	1st & 2nd hub & sleeve, 6 speed

## Synchos, Blockers & Parts

ZMSR1307-304-175 [78805]	Reverse synchro
ZMSR1307-304-175BR [79381]	Reverse synchro ring, brass
ZMSR1307-304-181 [79417]	1st & 2nd synchro ring
ZMSR1307-304-182 [79577]	3rd, 4th & 5th synchro ring
ZMSR1307-304-182BR [73371]	2nd, 3rd & 4th synchro ring, brass
ZMSR1317-304-038 [78354]	Reverse gear blocker
ZMSR1317-304-038BR [76685]	Reverse synchro ring, brass
ZMSR1317-304-149 [74673]	1st & 2nd synchro ring
ZMSR1317-304-150 [73306]	3rd, 4th & 5th synchro ring
ZMSR1319-304-032 [76108]	1st & 2nd inner blocker, 6 speed
ZMSR1319-304-053 [73607]	1st & 2nd outer blocker, 6 speed
ZMSR1319-304-075 [73245]	1st & 2nd blocker, 6 speed
ZMSRK1052SK [76520]	Blocker ring kit, Corvette, 6 speed
ZMSRK300ZF [76378]	Synchro ring kit
ZMSRK486 [76777]	Synchro ring kit, 6 speed
ZMSRS542-14 [78235]	S542 1st & 2nd blocker
ZMSRS542-14A [73484]	S542 3rd, 4th & 5th blocker
ZMSRS542-14B [71512]	S542 reverse blocker
ZMSRS547-14 [73123]	S547 1st & 2nd blocker
ZMSRS547-14A [78176]	S547 3rd, 4th & 5th blocker, steel
ZMSRS547-14B [78693]	S547 reverse blocker
ZMSRZFS6-14 [72266]	1st & 2nd outer synchro ring, steel
ZMZFO732042701 [73744]	Synchro spring
ZMZFI307-204-243 [75802]	Synchro assembly, w/ blockers
ZMZFI307-204-244 [71952]	Synchro assembly, w/ blockers
ZMZFI307-304-167 [78479]	5th & reverse synchro hub
ZMZFI307-304-168 [74636]	3rd & 4th synchro hub
ZMZFI307-304-370 [79245]	1st & 2nd synchro sleeve
ZMZFI307PPK [73762]	Synchro ball & key spring
ZMZFI317-204-055 [76703]	S547 1st & 2nd synchro assembly
ZMZFI317-204-056 [75896]	S547 3rd & 4th synchro assembly
ZMZFI317-204-057 [73933]	S547 5th & reverse synchro assembly
ZMZFI317-304-026 [78513]	S547 3rd & 4th synchro hub
ZMZFI317-304-031 [79270]	S547 1st & 2nd synchro hub
ZMZFI317-304-149BR [71901]	S547 & S650 synchro ring, brass
ZMZFI317-304-150BR [75614]	S547 & S650 synchro ring, brass, bronz
ZMZFI317PPK [78201]	S547 synchro key spring
ZMZFI319-203-029 [73015]	5th synchro assembly, 6 speed
ZMZFI319-204-039 [74799]	3rd & 4th synchro assembly, 6 speed
ZMZFI319-204-040 [76899]	Creep & reverse synchro assembly, 6 speed
ZMZFI319-204-045 [76279]	1st & 2nd synchro assembly, 6 speed
ZMZFI319-204-050 [73722]	1st & 2nd synchro assembly, 6 speed
ZMZFI319-303-047 [78794]	5th synchro hub, 6 speed
ZMZFI319-304-018 [70154]	3rd & 4th synchro hub, 6 speed
ZMZFI319-304-019 [70621]	Creep & reverse synchro hub, 6 speed
ZMZFI319-304-088 [74367]	1st & 2nd synchro hub, 6 speed
ZMZFI319-304-092 [77140]	Synchro sleeve, 6 speed
ZMZFI319-304-093 [77550]	Synchro key
ZMZFI42-111 [70431]	S542 3rd & 4th synchro hub
ZMZFI42-116 [73985]	S542 3rd & 4th synchro slider
ZMZFI42-128 [79650]	1st & 2nd synchro sleeve
ZMZFI42-2.5A [71115]	S542 3rd & 4th synchro assembly, w/ blockers
ZMZFI42-40A [77617]	S542 5th & reverse synchro
ZMZFI42-77 [73406]	S542 synchro key

PART #	Description
<b>Synchos, Blockers &amp; Parts (Cont.)</b>	
ZMZFI42-78 [70723]	S542 synchro spring
ZMZFI42-79 [77775]	Synchro ball
ZMZFI42-80 [76158]	S452 1st & 2nd synchro hub & sleeve
ZMZFI42-80A [76239]	S542 1st & 2nd synchro assembly
ZMZFI42-K [78645]	Synchro ball spring key kit
ZMZFI47-131 [72722]	S547 5th & reverse synchro hub
ZMZFI47-2.5A [76754]	S547 3rd & 4th synchro
ZMZFI47-40A [73089]	S547 5th & reverse synchro assembly
ZMZFI47-77 [72416]	S457 synchro key
ZMZFI47-78 [72573]	S547 synchro spring
ZMZFI47-80 [74820]	S547 1st & 2nd synchro hub & slider
ZMZFI47-80A [72205]	S547 1st & 2nd synchro assembly
ZMZFS6-2.5A [72574]	3rd & 4th synchro assembly, 6 speed
ZMZFS6-37 [79054]	1st & 2nd synchro hub
ZMZFS6-40 [78874]	Creep & reverse synchro
ZMZFS6-50 [70749]	5th synchro & hub sleeve
ZMZFS6-50A [78438]	5th synchro
ZMZFS6-80A [71770]	1st & 2nd synchro assembly, 6 speed
ZMZFS6-K1 [79292]	S650 synchro spring key kit

## Transmission Gears

ZMZFI307-204-297 [79336]	Reverse gear, 44 tooth
ZMZFI307-204-321 [75056]	3rd gear, 30 tooth
ZMZFI307-204-322 [78865]	3rd gear, 40 tooth
ZMZFI317-204-006 [70929]	S547 3rd gear, 30 tooth
ZMZFI317-204-007 [73510]	S547 3rd gear, 31 tooth
ZMZFI317-204-018 [79481]	S547 5th gear
ZMZFI317-204-019 [74866]	S547 5th gear, 25 tooth
ZMZFI317-204-024 [74997]	S547 2nd gear, 37 tooth
ZMZFI317-204-032 [75109]	S547 1st gear, 48 tooth
ZMZFI317-305-004 [79053]	Reverse idler gear, 5 speed
ZMZFI319-204-013 [72814]	2nd gear, 6 speed
ZMZFI319-204-026 [74815]	S650 reverse gear, 6 speed, 37 tooth
ZMZFI319-204-042 [76753]	2nd gear, 6 speed
ZMZFI319-303-052 [70047]	5th gear, 6 speed, 54 tooth
ZMZFI319-304-102 [78872]	1st gear, 6 speed
ZMZFI319-305-005 [72491]	Reverse idler gear, 6 speed
ZMZFI42-11 [75886]	S542 3rd gear
ZMZFI42-11A [75667]	S542 3rd gear, 40 tooth
ZMZFI42-12 [79129]	S542 1st gear, 48 tooth
ZMZFI42-18 [75091]	S542, 5th gear, 26 tooth, gas
ZMZFI42-18A [76599]	S542 5th mainshaft gear, 30 tooth
ZMZFI42-21 [77154]	2nd gear, 51 tooth
ZMZFI42-21A [74646]	S542 2nd gear, 37 tooth
ZMZFI42-34A [30808]	3rd gear on counter
ZMZFI42-36 [79109]	S542 reverse gear
ZMZFI47-11 [76407]	S547 3rd gear, 31 tooth
ZMZFI47-11A [77116]	S547 3rd gear, 30 tooth
ZMZFI47-18 [72467]	S547 5th gear, 25 tooth
ZMZFI47-21 [71802]	S547 2nd gear, 37 tooth
ZMZFI47-36A [77659]	S547 reverse gear
ZMZFS6-11 [73511]	3rd gear, 3 speed
ZMZFS6-12 [70859]	1st gear monoblock
ZMZFS6-18 [71977]	5th gear, 6 speed, 54 tooth
ZMZFS6-21 [79701]	2nd gear, 31 tooth, 6 speed
ZMZFS6-36 [74197]	Reverse gear, 6 speed, 37 tooth
ZMZFS6-48 [72702]	Creep gear, 41 tooth

## Gaskets & Gasket Sets

ZMGAS542-55 [72054]	Gasket set
ZMGAS542-55A [30810]	Gasket, 8 hole
ZMGSK1319RBK [73474]	Gasket seal kit, 6 speed
ZMGSK486 [78770]	Gasket seal kit, 6 speed
ZMGSK486A [78880]	Gasket seal kit, GM, 6 speed
ZMGSKZF [72269]	Gasket seal kit, 5 speed



# ZF (Cont.)

## PART # Seals

PART #	Description
ZMSEA0501209815-0 [73983]	O-ring
ZMSEA13944 [76179]	Rear seal, Mitsubishi & Nissan, 2WD & 4WD
ZMSEA15803 [78246]	Rear seal, 4WD
ZMSEA15815 [77190]	Input seal, 6 speed
ZMSEA16503 [76286]	Rear seal, 4WD
ZMSEA300ZF [74506]	Input pocket seal
ZMSEA57738 [74518]	Rear seal, 6 speed, 2WD
ZMSEAAS110 [71369]	O-ring
ZMSEAAS115 [71836]	O-ring
ZMSEAAS227 [76263]	O-ring, late design
ZMSEAAS398 [71482]	Mainshaft o-ring
ZMSEAAS7288B [78959]	O-ring

## Forks, Pads & Parts

PART #	Description
ZMZF1307-206-003 [75789]	3rd & 4th fork
ZMZF1307-306-019 [78296]	S542 5th & reverse fork
ZMZF1317-298-001 [76649]	S547 1st & 2nd fork
ZMZF1319-306-045 [75995]	S650 low & reverse fork, 6 speed
ZMZF1319-306-047 [78084]	S650 5th fork, 6 speed
ZMZF42-23 [70113]	1st & 2nd shift fork
ZMZF42-23A [76542]	S542 3rd & 4th shift fork
ZMZF42-23B [70550]	S542 5th & reverse fork
ZMZF47-23 [75110]	S547 1st & 2nd fork
ZMZF56-23 [79428]	S650 low & reverse fork, 6 speed

## Input Shafts

PART #	Description
ZMZF1307-202-126 [76979]	27 tooth, 11.75" long
ZMZF1307-202-127 [72158]	27 tooth, 9.5" long
ZMZF1307-202-128 [75994]	34 tooth, 9 5/8" long
ZMZF1317-202-015 [73907]	S547, 27 tooth, 11.75" long
ZMZF1317-202-017 [73572]	S547, 27 tooth, 9.5" long
ZMZF1319-202-017 [72616]	23 tooth, 6 speed
ZMZF1319-202-023 [75334]	S650, 6 speed, 5.4L & 6.8L, 10 7/8" long
ZMZF1319-202-026 [73213]	S650, 6 speed, 23 tooth, 10 3/8" long
ZMZF1319-202-027 [79566]	08 & up Ford, gas, 6 speed
ZMZF1319-202-028 [74752]	6 speed, 6.4L
ZMZF42-16 [71244]	S542, 27 tooth, 9.5" long
ZMZF42-16A [71976]	Input shaft
ZMZF42-16B [75654]	S542, 27 tooth, 11.75" long
ZMZF47-16B [73566]	S547, 29 tooth, 9.5" long
ZMZF47-16C [75251]	S547, 27 tooth, 12" long
ZMZF56-16 [74144]	S650, 23 tooth, 10 3/8" long, 6 speed
ZMZF56-16B [71296]	6.0L

## Description

## PART # Hubs & Sliders

PART #	Description
ZMZF1319-304-103 [75358]	1st & 2nd hub, 6 speed
ZMZF1319-304-118 [76551]	S650 1st & 2nd synchro hub, 6 speed
ZMZF42-131 [70282]	S542 5th & reverse synchro hub
ZMZF42-136 [75955]	S542 5th & reverse synchro slider
ZMZF42-2.5 [72428]	S452 3rd & 4th hub & slider
ZMZF42-40 [71361]	S542 5th & reverse hub & sleeve
ZMZF47-111 [78018]	S547 3rd & 4th hub
ZMZF47-136A [71993]	S547 3rd, 4th, 5th & reverse slider
ZMZF47-2.5 [79466]	S547 3rd & 4th hub & slider
ZMZF47-40 [77893]	S547 5th & reverse hub & slider
ZMZF56-2.5 [78241]	3rd & 4th hub & slider, 6 speed

## Description

## Mainshafts & Mainshaft Gears

PART #	Description
ZMZF1307-204-323 [72886]	5th mainshaft gear, 26 tooth
ZMZF1307-304-353 [70920]	Mainshaft, 4WD
ZMZF1317-204-015 [73564]	S547 reverse mainshaft gear
ZMZF1317-304-066 [75640]	Mainshaft, 29 spline, 16 3/8" long, 2WD
ZMZF1319-204-011 [70701]	3rd mainshaft gear, 6 speed, 27 tooth
ZMZF1319-304-070 [73315]	S650 mainshaft, 6 speed, 4WD
ZMZF1319-304-087 [76406]	S650 mainshaft, 6 speed, 2WD
ZMZF1319-304-089 [78466]	S650 mainshaft, GM, 6 speed, 4WD
ZMZF1319-304-094 [73752]	Mainshaft, 6 speed, 4WD
ZMZF1319-304-095 [76660]	Mainshaft, 6 speed, 2WD
ZMZF1319-304-099 [74853]	Mainshaft, 6 speed, 2WD
ZMZF42-2 [75339]	Mainshaft, 4WD, 18.75" long
ZMZF42-2A [72674]	Mainshaft, 29 spline, 16 3/8" long, 2WD
ZMZF56-2 [76341]	Mainshaft, 6 speed, 2WD
ZMZF56-2A [74448]	Mainshaft, 6 speed, 4WD
ZMZF56-2B [72102]	Mainshaft, 18.75" long, 4WD
ZMZF56-2E [71382]	Mainshaft, 6 speed, 4WD, 6.4L, 6.8L & 7.3L

## Housings & Cases

PART #	Description
ZMZF1307-201-076 [79244]	S542 main housing
ZMZF1317-201-015 [74964]	S547 main case, diesel
ZMZF1317-201-016 [73314]	S547 main case, gas
ZMZF1317-301-004 [75492]	S547 tail housing, 2WD, w/ speedo
ZMZF1317-301-016 [78168]	S547 main case, 5 speed
ZMZF1317-301-017 [78025]	S547 tail housing, 2WD, w/ speedo
ZMZF1317-301-034 [73645]	S547 tail housing, 4WD




# Reman Assemblies from the Experts in Drivetrain.




Remanufacturing. Redefined.

- Hundreds of units for popular applications
- Assembled & inspected by the industry's best
- Proprietary, shot-enticed cleaning protocol ensures like-new finish
- 100% new bearings & seals



Before


After




Remanufacturing.  
Redefined.



## Remanufactured Axle Assemblies



- Cases & internals thoroughly inspected for straightness, cracks, & worn surfaces
- Full inspection of internals including: ring & pinion, internal gears, clutches, & carriers
- All bearings & seals replaced
- Gear pattern checked for optimal tooth contact
- Correct rolling torque established using inch pound measurements for precise setup & longevity
- Correct backlash is set to assure proper gear lubrication and quiet operation



# Chrysler D44

PART #	Description	PART #	Description
RAA434-1544A [70687]	88-'93 W100, W150 & Ramcharger, 3.23	RAA434-1889B [79355]	1998 Ram 1500, 4 wheel ABS, 3.54
RAA434-1544B [75026]	88-'93 W100, W150 & Ramcharger, 3.54	RAA434-1889C [74051]	1998 Ram 1500, rear wheel ABS, 3.90
RAA434-1544C [79445]	88-'93 W100, W150 & Ramcharger, 3.90	RAA434-1889D [75382]	1998 Ram 1500, 4 wheel ABS, 3.90
RAA434-1546A [79018]	1988 W250, 3.54	RAA434-1908B [72456]	1999 Ram 1500, rear wheel ABS, 3.90
RAA434-1546B [70453]	1988 W250, 4.11	RAA434-1908C [78776]	1999 Ram 1500, 4 wheel ABS, 3.54
RAA434-1547A [79045]	89-'93 W250, w/ vacuum disconnect, 3.54	RAA434-1932A [79271]	2000 Ram 1500, rear wheel ABS, 3.54
RAA434-1547B [75224]	89-'93 W250, w/ vacuum disconnect, 4.11	RAA434-1932B [79694]	2000 Ram 1500, rear wheel ABS, 3.90
RAA434-1547C [70994]	89-'93 W250, w/ vacuum disconnect, 3.92	RAA434-1932C [73460]	2000 Ram 1500, 4 wheel ABS, 3.90
RAA434-1756A [74930]	94-'95 Ram 1500, rear wheel ABS, 3.54	RAA434-1932D [75150]	2000 Ram 1500, 4 wheel ABS, 3.90
RAA434-1756B [74775]	94-'95 Ram 1500, rear wheel ABS, 3.90	RAA434-1932E [72556]	2001 Ram 1500, rear wheel ABS, 3.54
RAA434-1756D [78089]	94-'95 Ram 1500, rear wheel ABS, 3.54	RAA434-1932F [73009]	2001 Ram 1500, rear wheel ABS, 3.90
RAA434-1756E [70675]	94-'95 Ram 1500, rear wheel ABS, 3.90	RAA434-1932G [71663]	2001 Ram 1500, 4 wheel ABS, 3.54
RAA434-1847A [74280]	96-'97 Ram 1500, rear wheel ABS, 3.54	RAA434-1932H [74561]	2001 Ram 1500, 4 wheel ABS, 3.90
RAA434-1847B [77737]	96-'97 Ram 1500, rear wheel ABS, 3.90	RAA434-1932J [72400]	2000 Ram 1500, rear wheel ABS, 4.11
RAA434-1847D [75636]	96-'97 Ram 1500, 4 wheel ABS, 3.54	RAA434-1932K [75943]	2000 Ram 1500, 4 wheel ABS, 4.11
RAA434-1847E [75311]	96-'97 Ram 1500, 4 wheel ABS, 3.90	RAA434-1932M [77564]	2001 Ram 1500, rear wheel ABS, 4.11
RAA434-1889A [73112]	1998 Ram 1500, rear wheel ABS, 3.54	RAA434-1932N [77995]	2001 Ram 1500, 4 wheel ABS, 4.11

# Chrysler D44 Front

PART #	Description	PART #	Description
RAA434-1908A	1999 Ram 1500, rear wheel ABS, 3.54	RAA434-1908D [72812]	1999 Ram 1500, 4 wheel ABS, 3.90

# Chrysler D60

PART #	Description	PART #	Description
RAA434-1548A [79676]	89-'93 W250, 3.07	RAA435-1578B-P [74638]	90-'97 van 3500, 5500#, 4.11, posi
RAA434-1549A [73360]	89-'93 W250, 3.54	RAA435-1579A [70501]	90-'97 van 3500, 6200#, 3.55
RAA434-1549B [79596]	89-'93 W250, 4.11	RAA435-1579A-P [79652]	90-'97 van 3500, 6200#, 3.55, posi
RAA434-1771D [74993]	94-'97 Ram 2500 & 3500, 4 wheel ABS, 4.11	RAA435-1579B [77654]	90-'97 van 3500, 6200#, 4.11
RAA434-1771E [76603]	1998 Ram 2500 & 3500, rear wheel ABS, 3.54	RAA435-1579B-P [71003]	90-'97 van 3500, 6200#, 4.11, posi
RAA434-1771F [72755]	1998 Ram 2500 & 3500, rear wheel ABS, 4.11	RAA435-1579A [72432]	1994 Ram 2500, 2WD, 3.55
RAA434-1771G [73222]	1998 Ram 2500 & 3500, 4 wheel ABS, 3.54	RAA435-1759A-P [71517]	1994 Ram 2500, 2WD, 3.55, posi
RAA434-1771H [70618]	1998 Ram 2500 & 3500, 4 wheel ABS, 4.11	RAA435-1759B [70044]	1994 Ram 2500, 2WD, 4.11
RAA434-1771J [77101]	1999 Ram 2500, rear wheel ABS, 3.54	RAA435-1759B-P [75766]	1994 Ram 2500, 2WD, 4.11, posi
RAA434-1771K [77529]	1999 Ram 2500, rear wheel ABS, 4.11	RAA435-1760A [79439]	94-'99 Ram 2500, 2WD, staggered shocks, 3.55
RAA434-1771M [74189]	1999 Ram 2500 & 3500, 4 wheel ABS, 3.54	RAA435-1760A-P [72019]	94-'99 Ram 2500, 2WD, staggered shocks, 3.55, posi
RAA434-1771N [70373]	1999 Ram 2500 & 3500, 4 wheel ABS, 3.54	RAA435-1760B [78768]	94-'99 Ram 2500, 2WD, staggered shocks, 4.11
RAA434-1933A [77441]	00-'01 Ram 2500, rear wheel ABS, 3.54	RAA435-1760B-P [72194]	94-'99 Ram 2500, 2WD, staggered shocks, 4.11, posi
RAA434-1933B [73914]	00-'01 Ram 2500, rear wheel ABS, 4.11	RAA435-1761A [75549]	1994 Ram 2500, 2WD, 3.55
RAA434-1933C [76539]	00-'02 Ram 2500 & 3500, 4 wheel ABS, w/ vacuum disconnect, 3.54	RAA435-1761A-P [73902]	1994 Ram 2500, 2WD, 3.55, posi
RAA434-1933D [70576]	00-'02 Ram 2500 & 3500, 4 wheel ABS, w/ vacuum disconnect, 4.11	RAA435-1761B [78105]	1994 Ram 2500, 2WD, 4.11
RAA435-1060A [74765]	72-'88 250 & 350 Van, 3.42	RAA435-1761B-P [73979]	1994 Ram 2500, 2WD, 4.11, posi
RAA435-1060A-P [78713]	72-'88 250 & 350 Van, 3.42, posi	RAA435-1762A [74163]	94-'99 Ram 2500, 2WD, staggered shocks, 3.55
RAA435-1060B [76512]	72-'88 250 & 350 Van, 4.11	RAA435-1762A-P [77576]	94-'99 Ram 2500, 2WD, staggered shocks, 3.55, posi
RAA435-1060B-P [74274]	72-'88 250 & 350 Van, 4.11, posi	RAA435-1762B [70034]	94-'99 Ram 2500, 2WD, staggered shocks, 4.11
RAA435-1060C [73276]	72-'88 250 & 350 Van, 4.56	RAA435-1762B-P [70358]	94-'99 Ram 2500, 2WD, staggered shocks, 4.11, posi
RAA435-1060C-P [73434]	72-'88 250 & 350 Van, 4.56, posi	RAA435-1764A-P [70434]	94-'99 Ram 2500, 2WD, staggered shocks, 3.55, posi
RAA435-1230A [70609]	80-'88 D250, W250 & W350, 3.54	RAA435-1773A [70880]	1994 Ram 2500, 4WD, 3.55
RAA435-1230A-P [72231]	80-'88 D250, W250 & W350, 3.54, posi	RAA435-1773A-P [76007]	1994 Ram 2500, 4WD, 3.55, posi
RAA435-1230B [71330]	80-'88 D250, W250 & W350, 4.11	RAA435-1773B [78022]	1994 Ram 2500, 4WD, 4.11, posi
RAA435-1230B-P [74883]	80-'88 D250, W250 & W350, 4.11, posi	RAA435-1773B-P [71866]	1994 Ram 2500, 4WD, 4.11, posi
RAA435-1230C [75129]	80-'88 D250, W250 & W350, 4.88	RAA435-1774A [73799]	94-'99 Ram 2500, 2WD, staggered shocks, 3.55
RAA435-1230C-P [73207]	80-'88 D250, W250 & W350, 4.88, posi	RAA435-1774A-P [77916]	94-'99 Ram 2500, 2WD, staggered shocks, 3.55, posi
RAA435-1230D [79541]	80-'88 D250, W250 & W350, 4.56	RAA435-1774B [78524]	94-'99 Ram 2500, 2WD, staggered shocks, 4.11
RAA435-1230D-P [72062]	80-'88 D250, W250 & W350, 4.56, posi	RAA435-1774B-P [73118]	94-'99 Ram 2500, 2WD, staggered shocks, 4.11, posi
RAA435-1426 [71555]	82-'88 D250 & D350, 2WD, 4.11	RAA435-1775A [76544]	1994 Ram 2500, 4WD, 3.54
RAA435-1426-P [71159]	82-'88 D250 & D350, 2WD, 4.11, posi	RAA435-1775A-P [72114]	1994 Ram 2500, 4WD, 3.54, posi
RAA435-1550A [72711]	89-'93 3/4 ton, 3.55	RAA435-1775B [72991]	1994 Ram 2500, 4WD, 4.11
RAA435-1550A-P [77385]	89-'93 3/4 ton, 3.55, posi	RAA435-1775B-P [79125]	1994 Ram 2500, 4WD, 4.11, posi
RAA435-1550B [78927]	89-'93 3/4 ton, 4.11		
RAA435-1550B-P [70732]	89-'93 3/4 ton, 4.11, posi		
RAA435-1578A [78504]	90-'97 van 3500, 5500#, 3.55		
RAA435-1578A-P [79167]	90-'97 van 3500, 5500#, 3.55, posi		
RAA435-1578B [77999]	90-'97 van 3500, 5500#, 4.11		

Continued on next page

## Chrysler D60 (Cont.)

PART #	Description	PART #	Description
RAA435-1776A [71613]	94-'99 Ram 2500, 2WD, staggered shocks, 3.54	RAA435-2005B-P [70326]	00-'01 Ram 2500, 2WD, 4.11, posi
RAA435-1776A-P [74343]	94-'99 Ram 2500, 2WD, staggered shocks, 3.54, posi	RAA435-2136A [72644]	01-'02 Ram 2500, 2WD, 3.55
RAA435-1776B [75685]	94-'99 Ram 2500, 2WD, staggered shocks, 4.11	RAA435-2136A-P [71726]	01-'02 Ram 2500, 2WD, 3.55, posi
RAA435-1776B-P [72653]	94-'99 Ram 2500, 2WD, staggered shocks, 4.11, posi	RAA435-2136B [71322]	01-'02 Ram 2500, 2WD, 4.11
RAA435-1903A [75869]	89-'93, D250 & W250, ABS, 4.11	RAA435-2136B-P [79316]	01-'02 Ram 2500, 2WD, 4.11, posi
RAA435-1903A-P [70322]	89-'93, D250 & W250, ABS, 4.11, posi	RAA435-2140A [71528]	01-'02 Ram 2500, 4WD, 3.55
RAA435-1903B [75260]	89-'93 D350, 2WD, ABS, 4.11	RAA435-2140A-P [78009]	01-'02 Ram 2500, 4WD, 3.55, posi
RAA435-1903B-P [79200]	89-'93 D350, 2WD, ABS, 4.11, posi	RAA435-2140B [78972]	01-'02 Ram 2500, 4WD, 4.11
RAA435-1925 [74093]	98-'03 Van 3500, 8 lug, 4.09	RAA435-2140B-P [70094]	01-'02 Ram 2500, 4WD, 4.11, posi
RAA435-1925-P [79330]	98-'03 Van 3500, 8 lug, 4.09, posi	RAA435-2141B [71129]	01-'02 Ram 2500m 4WD, disc brake, 4.11
RAA435-1948 [72513]	98-'03 Van 2500 & 350, 8 lug, 4.09	RAA435-2143-P [70571]	01-'02 Ram 2500m 4WD, disc brake, 4.11, posi
RAA435-1948-P [70002]	98-'03 Van 2500 & 350, 8 lug, 4.09	RAA435-2214A [75356]	2004 D1500, 2WD, quad cab, SRT-10, 4.11
RAA435-2005A [70318]	00-'01 Ram 2500, 2WD, 3.55	RAA435-2214A-P [73672]	2004 D1500, 2WD, quad cab, SRT-10, 4.11, posi
RAA435-2005A-P [76638]	00-'01 Ram 2500, 2WD, 3.55, posi	RAA435-2214B [70676]	2004 D1500, 2WD, quad cab, SRT-10, 4.56
RAA435-2005B [76268]	00-'01 Ram 2500, 2WD, 4.11	RAA435-2214B-P [79531]	2004 D1500, 2WD, quad cab, SRT-10, 4.56, posi
		RAA435-2226-P [73362]	2005 D1500 SRT-10, quad cab, 4.56, posi

## Chrysler D60 Front

PART #	Description	PART #	Description
RAA434-1771A [73652]	94-'97 Ram 2500 & 3500, rear wheel ABS, 3.54	RAA434-1959A [74140]	2002 Ram 2500 7 3500, non-vacuum disconnect, 3.54
RAA434-1771B [79549]	94-'97 Ram 2500 & 3500, rear wheel ABS, 4.11	RAA434-1959B [77896]	2002 Ram 2500 7 3500, non-vacuum disconnect, 4.11
RAA434-1771C [78719]	94-'97 Ram 2500 & 3500, rear wheel ABS, 3.54		

## Chrysler D70

PART #	Description	PART #	Description
RAA435-1238A [79496]	72-'88 250 & 350, 4.11	RAA435-1764B [73045]	94-'99 Ram 2500, 2WD, staggered shocks, 4.11
RAA435-1238A-P [76996]	72-'88 250 & 350, 4.11, posi	RAA435-1764B-P [73442]	94-'99 Ram 2500, 2WD, staggered shocks, 4.11, posi
RAA435-1238B [72582]	72-'88 250 & 350, 4.56	RAA435-1777A [77409]	1994 Ram 2500, 4WD, 3.54
RAA435-1238B-P [71678]	72-'88 250 & 350, 4.56, posi	RAA435-1777A-P [76424]	1994 Ram 2500, 4WD, 3.54, posi
RAA435-1553A [78633]	1989 D350, diesel, 2WD, DRW, 3.07	RAA435-1777B [73891]	1994 Ram 2500, 4WD, 4.11
RAA435-1553A-P [70015]	1989 D350, diesel, 2WD, DRW, 3.07, posi	RAA435-1777B-P [70742]	1994 Ram 2500, 4WD, 4.11, posi
RAA435-1553B [77888]	89-'93 D350, DRW, 3.55	RAA435-1778A [77746]	94-'99 Ram 2500, 4WD, staggered shocks, 3.55
RAA435-1553B-P [76144]	89-'93 D350, DRW, 3.55, posi	RAA435-1778A-P [76267]	94-'99 Ram 2500, 4WD, staggered shocks, 3.55, posi
RAA435-1553C [71624]	1989 D350 & W350, gas, DRW, 4.11	RAA435-1778B [79115]	1998 Ram 2500, 4WD, 4.11
RAA435-1553C-P [70500]	1989 D350 & W350, gas, DRW, 4.11, posi	RAA435-1778B-P [73833]	1998 Ram 2500, 4WD, 4.11, posi
RAA435-1553D [72127]	1989 D350 & W350, gas, DRW, 4.56	RAA435-1904B [79708]	89-'93 3500, 3.55
RAA435-1553D-P [77331]	1989 D350 & W350, gas, DRW, 4.56, posi	RAA435-1904B-P [77835]	89-'93 3500, 3.55, posi
RAA435-1554B [79071]	89-'93 D350 & W350, diesel, DRW, chassis cab, 3.55	RAA435-1904C [70203]	89-'93 3500, 4.10
RAA435-1554B-P [78054]	89-'93 D350 & W350, diesel, DRW, chassis cab, 3.55, posi	RAA435-1904C-P [74978]	89-'93 3500, 4.10, posi
RAA435-1554C [75008]	90-'93 D350 & W350, DRW, chassis cab, 4.11	RAA435-2006A [78652]	00-'01 Ram 2500, 2WD, 3.55
RAA435-1554C-P [77037]	90-'93 D350 & W350, DRW, chassis cab, 4.11, posi	RAA435-2006A-P [70776]	00-'01 Ram 2500, 2WD, 3.55, posi
RAA435-1617 [73957]	90-'93 D350 & W350, DRW, 7500#, 3.07	RAA435-2006B [71418]	00-'01 Ram 2500, 2WD, 4.11
RAA435-1617-P [79315]	90-'93 D350 & W350, DRW, 7500#, 3.07, posi	RAA435-2006B-P [78179]	00-'01 Ram 2500, 2WD, 3.55
RAA435-1618 [71362]	90-'93 D350 & W350, DRW, chassis cab, 7500#, 3.07	RAA435-2009A [76315]	00-'01 Ram 2500, 4WD, 3.55
RAA435-1618-P [78345]	90-'93 D350 & W350, DRW, chassis cab, 7500#, 3.07, posi	RAA435-2009A-P [73223]	00-'01 Ram 2500, 4WD, 3.55, posi
RAA435-1619 [75474]	90-'93 D350 & W350, DRW, 7500#, 4.56	RAA435-2009B [74029]	00-'01 Ram 2500, 4WD, 4.11
RAA435-1619-P [79306]	90-'93 D350 & W350, DRW, 7500#, 4.56, posi	RAA435-2009B-P [73784]	00-'01 Ram 2500, 4WD, 4.11, posi
RAA435-1620 [75464]	90-'93 D350 & W350, DRW, 7500#, chassis cab, 4.56	RAA435-2010A [79177]	00-'01 Ram 2500, 4WD, 3.55
RAA435-1620-P [76452]	90-'93 D350 & W350, DRW, 7500#, chassis cab, 4.56, posi	RAA435-2010A-P [72121]	00-'01 Ram 2500, 4WD, 3.55, posi
RAA435-1763A [76823]	1994 Ram 2500, 2WD, 3.55	RAA435-2010B [76088]	00-'01 Ram 2500, 4WD, 4.11
RAA435-1763A-P [79158]	1994 Ram 2500, 2WD, 3.55, posi	RAA435-2010B-P [74404]	00-'01 Ram 2500, 4WD, 4.11, posi
RAA435-1763B [75027]	1994 Ram 2500, 2WD, 4.11	RAA435-2141A [79164]	01-'02 pickup, 4WD, disc brake, 3.54
RAA435-1763B-P [76259]	1994 Ram 2500, 2WD, 4.11, posi	RAA435-2141A-P [78427]	01-'02 pickup, 4WD, disc brake, 3.54, posi
RAA435-1764A [75967]	94-'99 Ram 2500, 2WD, staggered shocks, 3.55	RAA435-2141B-OEM [71053]	01-'02 Ram 2500 4WD, disc brake, 4.11
		RAA435-2141B-P [76371]	01-'02 Ram 2500 4WD, disc brake, 4.11, pos
		RAA435-2137A [73255]	01-'02 Ram 2500, 3.55
		RAA435-2137A-P [70186]	01-'02 Ram 2500, 3.55, posi
		RAA435-2137B [78851]	01-'02 Ram 2500, 4.11
		RAA435-2137B-P [72919]	01-'02 Ram 2500, 4.11, posi

## Chrysler D80

PART #	Description	PART #	Description
RAA435-1765A [70892]	1994 Ram 2500, 2WD, 3.54	RAA435-1856B [75864]	96-'99 Ram 2500, 4WD, 4.11
RAA435-1765A-P [79032]	1994 Ram 2500, 2WD, 3.54, posi	RAA435-1856B-P [70502]	96-'99 Ram 2500, 4WD, 4.11, posi
RAA435-1765B [73180]	1994 Ram 2500, 2WD, 4.11	RAA435-1857A [74036]	96-'99 Ram 3500, 2WD, 3.54
RAA435-1765B-P [72474]	1994 Ram 2500, 2WD, 4.11, posi	RAA435-1857A-P [79079]	96-'99 Ram 3500, 2WD, 3.54, posi
RAA435-1766A [75567]	94-'99 Ram 2500, staggered shocks, 3.55	RAA435-1857B [77535]	96-'99 Ram 3500, 2WD, 4.11
RAA435-1766A-P [73260]	94-'99 Ram 2500, staggered shocks, 3.55, posi	RAA435-1857B-P [74426]	96-'99 Ram 3500, 2WD, 4.11, posi
RAA435-1766B [73627]	94-'99 Ram 2500, staggered shocks, 4.11	RAA435-1858A [75535]	96-'99 Ram 3500, 2WD, cab chassis, 3.54
RAA435-1766B-P [70078]	94-'99 Ram 2500, staggered shocks, 4.11, posi	RAA435-1858A-P [72392]	96-'99 Ram 3500, 2WD, cab chassis, 3.54, posi
RAA435-1779A [77454]	1994 Ram 2500, 4WD, 3.54	RAA435-1858B [72032]	96-'99 Ram 3500, 2WD, cab chassis, 4.11
RAA435-1779A-P [72271]	1994 Ram 2500, 4WD, 3.54, posi	RAA435-1858B-P [74584]	96-'99 Ram 3500, 2WD, cab chassis, 4.11, posi
RAA435-1779B [76667]	1994 Ram 2500, 4WD, 4.11	RAA435-1859A [78007]	96-'99 Ram 3500, 4WD, 3.55
RAA435-1779B-P [72561]	1994 Ram 2500, 4WD, 4.11, posi	RAA435-1859A-P [72070]	96-'99 Ram 3500, 4WD, 3.55, posi
RAA435-1780 [75376]	94-'95 Ram 2500, 4WD, staggered shocks, 3.54	RAA435-1859B [77298]	96-'99 Ram 3500, 4WD, 4.11
RAA435-1780-P [72801]	94-'95 Ram 2500, 4WD, staggered shocks, 3.54, posi	RAA435-1859B-P [74940]	96-'99 Ram 3500, 4WD, 4.11, posi
RAA435-1781 [74043]	94-'95 Ram 2500, 4WD, staggered shocks, 4.11	RAA435-2142 [75914]	01-'02 Ram 2500m 4WD, disc brake, 3.55
RAA435-1781-P [72371]	94-'95 Ram 2500, 4WD, staggered shocks, 4.11, posi	RAA435-2142-P [70683]	01-'02 Ram 2500m 4WD, disc brake, 3.55, posi
RAA435-1785 [73746]	94-'95 Ram 3500, 2WD, staggered shocks, 3.54	RAA435-2143 [77595]	01-'02 Ram 2500m 4WD, disc brake, 4.11
RAA435-1785-P [71324]	94-'95 Ram 3500, 2WD, staggered shocks, 3.54, posi	RAA435-2192 [78642]	00-'01 Ram 2500, 2WD, 3.55
RAA435-1787 [75424]	94-'95 Ram 3500, cab chassis, staggered shocks, 3.54	RAA435-2192-P [77165]	00-'01 Ram 2500, 2WD, 3.55, posi
RAA435-1787-P [71229]	94-'95 Ram 3500, cab chassis, staggered shocks, 3.54, posi	RAA435-2193 [76376]	00-'01 Ram 2500, 2WD, 4.11
RAA435-1788 [71761]	94-'95 Ram 3500, cab chassis, staggered shocks, 4.11	RAA435-2193-P [73684]	00-'01 Ram 2500, 2WD, 4.11, posi
RAA435-1788-P [78928]	94-'95 Ram 3500, cab chassis, staggered shocks, 4.11, posi	RAA435-2194 [71862]	00-'01 Ram 2500, 4WD, 3.55
RAA435-1789 [75556]	1994 Ram 3500, 4WD, 4.10	RAA435-2194-P [74097]	00-'01 Ram 2500, 4WD, 3.55, posi
RAA435-1789-P [70624]	1994 Ram 3500, 4WD, 4.10, posi	RAA435-2195 [79592]	00-'01 Ram 2500, 4WD, 4.11
RAA435-1790 [78189]	94-'95 Ram 3500, 4WD, staggered shocks, 3.54	RAA435-2195-P [77762]	00-'01 Ram 2500, 4WD, 4.11, posi
RAA435-1790-P [74184]	94-'95 Ram 3500, 4WD, staggered shocks, 3.54, posi	RAA435-2196 [79113]	00-'01 Ram 3500, 2WD, 3.55
RAA435-1823 [72301]	94-'95 Ram 3500, 2WD, staggered shocks, 4.11	RAA435-2196-P [76006]	00-'01 Ram 3500, 2WD, 3.55, posi
RAA435-1823-P [78300]	94-'95 Ram 3500, 2WD, staggered shocks, 4.11, posi	RAA435-2197 [73211]	00-'01 Ram 3500, 2WD, 4.11
RAA435-1824 [74874]	94-'95 Ram 3500, 4WD, staggered shocks, 4.11	RAA435-2197-P [76642]	00-'01 Ram 3500, 2WD, 4.11, posi
RAA435-1824-P [70671]	94-'95 Ram 3500, 4WD, staggered shocks, 4.11, posi	RAA435-2198 [74885]	00-'01 Ram 3500, 4WD, 3.55
RAA435-1856A [75265]	96-'99 Ram 2500, 4WD, 3.54	RAA435-2198-P [75053]	00-'01 Ram 3500, 4WD, 3.55, posi
RAA435-1856A-P [70900]	96-'99 Ram 2500, 4WD, 3.54, posi	RAA435-2199 [74173]	00-'01 Ram 3500, 4WD, 4.11
		RAA435-2199-P [70494]	00-'01 Ram 3500, 4WD, 4.11, posi
		RAA435-2200 [76732]	00-'01 Ram 3500, 2WD, 3.55
		RAA435-2200-P [79474]	00-'01 Ram 3500, 2WD, 3.55, posi
		RAA435-2201 [73848]	00-'01 Ram 3500, DRW, 4.10
		RAA435-2201-P [76207]	00-'01 Ram 3500, DRW, 4.10, posi
		RAA435-2138 [71665]	01-'02 Ram 2500, 3.55, posi
		RAA435-2138-P [75992]	01-'02 Ram 2500, 3.55, posi
		RAA435-2139 [75770]	01-'02 Ram 2500, 4.11
		RAA435-2139-P [71910]	01-'02 Ram 2500, 4.11, posi

## Chrysler 7.25IFS

PART #	Description	PART #	Description
RAA434-1822A [75014]	93-'96 Dakota, rear wheel ABS, 3.23	RAA440-1306A [76643]	87-'92 Dakota, 2.94
RAA434-1822B [73682]	93-'96 Dakota, rear wheel ABS, 3.55	RAA440-1306B [73734]	87-'92 Dakota, 3.23
RAA434-1822C [79582]	93-'96 Dakota, rear wheel ABS, 3.90	RAA440-1306C [74437]	87-'92 Dakota, 3.55
RAA434-1822D [75790]	93-'96 Dakota, 4 wheel ABS, 3.23	RAA440-1306D [70388]	87-'92 Dakota, 3.90
RAA434-1822E [71920]	93-'96 Dakota, 4 wheel ABS, 3.55	RAA440-1307A [79350]	93-'96 Dakota, 3.23
RAA434-1822F [72922]	93-'96 Dakota, 4 wheel ABS, 3.90	RAA440-1307B [73077]	93-'96 Dakota, 3.55
RAA434-1948A [79679]	91-'92 Dakota, 6 lug, 3.23	RAA440-1307C [71111]	93-'96 Dakota, 3.90
RAA434-1948B [74010]	91-'92 Dakota, 6 lug, 3.55	RAA440-1317A [75164]	97-'99 Dakota, 3.23
RAA434-1948C [75652]	91-'92 Dakota, 6 lug, 3.90		

## Chrysler 7.25"

PART #	Description	PART #	Description
RAA435-1488A [76176]	87-'88 Dakota, 2WD, 2.76	RAA435-1488E-P [74016]	89-'90 Dakota, 2WD, 3.23, posi
RAA435-1488A-P [71805]	87-'88 Dakota, 2WD, 2.76, posi	RAA435-1488F [75656]	91-'96 Dakota, 2WD, 3.21
RAA435-1488B [70233]	89-'90 Dakota, 2WD, 2.76	RAA435-1488F-P [75706]	91-'96 Dakota, 2WD, 3.21, posi
RAA435-1488B-P [75295]	89-'90 Dakota, 2WD, 2.76, posi	RAA435-1488G [74017]	87-'88 Dakota, 2WD, 3.55
RAA435-1488C [78253]	91-'96 Dakota, 2WD, 2.76	RAA435-1488G-P [71991]	87-'88 Dakota, 2WD, 3.55, posi
RAA435-1488C-P [71201]	91-'96 Dakota, 2WD, 2.76, posi	RAA435-1488H [75305]	89-'90 Dakota, 2WD, 3.55
RAA435-1488D [74749]	87-'88 Dakota, 2WD, 3.23	RAA435-1488H-P [73495]	89-'90 Dakota, 2WD, 3.55, posi
RAA435-1488D-P [73568]	87-'88 Dakota, 2WD, 3.23, posi	RAA435-1488J [71404]	91-'96 Dakota, 2WD, 3.55
RAA435-1488E [77899]	89-'90 Dakota, 2WD, 3.23	RAA435-1488J-P [70073]	91-'96 Dakota, 2WD, 3.55, posi

## Chrysler 8.25IFS

PART #	Description	PART #	Description
RAA440-1368A [75522]	02-'05 Ram 1500, 3.55	RAA440-1368B [72006]	02-'05 Ram 1500, 3.92

## Chrysler 8.0IFS

PART #	Description	PART #	Description
RAA440-1358A [73450]	Durango & Dakota, 3.55	RAA440-1470B [72942]	13-'15 Ram 1500, 3.55
RAA440-1358B [77294]	Durango & Dakota, 3.92	RAA440-1470C [72430]	13-'15 Ram 1500, 3.92
RAA440-1393A [78738]	04-'09 Durango, 3.55	RAA440-147A [70301]	06-'09 Ram 1500, 3.55
RAA440-1393B [70240]	04-'09 Durango, 3.92	RAA440-147B [74693]	06-'09 Ram 1500, 3.92
RAA440-1393C [73409]	2009 Durango, 3.21	RAA440-147C [76104]	2010 Ram 1500, 3.21
RAA440-1455A [76772]	2012 Ram 1500, 3.55	RAA440-1993A [71149]	04-'05 Durango, 3.55
RAA440-1455B [72398]	2012 Ram 1500, 3.92	RAA440-1993B [72483]	04-'05 Durango, 3.55
RAA440-1470A [78852]	13-'15 Ram 1500, 3.21		

## Chrysler 8.25"

PART #	Description	PART #	Description
RAA435-1577A [73108]	90-'97 van 1500 & 2500, 3.21	RAA435-2144C-P [75937]	03-'04 Dakota, 2WD, 3.92, posi
RAA435-1577A-P [72109]	90-'97 van 1500 & 2500, 3.21, posi	RAA435-2144D [72185]	03-'04 Dakota, 2WD, 3.21
RAA435-1577B [79040]	90-'97 van 1500 & 2500, 3.55	RAA435-2144D-P [74678]	03-'04 Dakota, 2WD, 3.21, posi
RAA435-1577B-P [71856]	90-'97 van 1500 & 2500, 3.55, posi	RAA435-2144E [73925]	03-'04 Dakota, 2WD, 3.55
RAA435-1577C [70998]	90-'97 van 1500 & 2500, 3.92	RAA435-2144E-P [74955]	03-'04 Dakota, 2WD, 3.55, posi
RAA435-1577C-P [70927]	90-'97 van 1500 & 2500, 3.92, posi	RAA435-2144F [77415]	03-'04 Dakota, 2WD, 3.92
RAA435-1890A [74075]	97-'99 Dakota, 3.21	RAA435-2144F-P [77476]	03-'04 Dakota, 2WD, 3.92, posi
RAA435-1890A-P [73496]	97-'99 Dakota, 3.21, posi	RAA435-2146A [77444]	03-'04 Dakota, 4WD, 3.55
RAA435-1890B [73944]	97-'99 Dakota, 2WD, 3.55	RAA435-2146A-P [75093]	03-'04 Dakota, 4WD, 3.55, posi
RAA435-1890B-P [70914]	97-'99 Dakota, 2WD, 3.55, posi	RAA435-2146B [77874]	03-'04 Dakota, 4WD, 3.92
RAA435-1890C [77449]	97-'99 Dakota, 2WD, 3.92	RAA435-2146B-P [77416]	03-'04 Dakota, 4WD, 3.92, posi
RAA435-1890C-P [76177]	97-'99 Dakota, 2WD, 3.92, posi	RAA435-2147B [74512]	03-'04 Dakota, 4WD, 3.92
RAA435-1891A [71042]	97-'99 Dakota, 4WD, 3.21	RAA435-2147B-P [71546]	03-'04 Dakota, 4WD, 3.92, posi
RAA435-1891A-P [72776]	97-'99 Dakota, 4WD, 3.21, posi	RAA435-2154A [71654]	2003 Durango, 4WD, 3.55
RAA435-1891B [73628]	97-'99 Dakota, 4WD, 3.55	RAA435-2154A-P [71260]	2003 Durango, 4WD, 3.55, posi
RAA435-1891B-P [72210]	97-'99 Dakota, 4WD, 3.55, posi	RAA435-2154B [72959]	2003 Durango, 4WD, 3.92
RAA435-1891C [78640]	97-'99 Dakota, 4WD, 3.92	RAA435-2154B-P [79552]	2003 Durango, 4WD, 3.92, posi
RAA435-1921A [74212]	98-'99 Van 1500 & 2500, 5 lug, 3.90	RAA435-2155 [73853]	2003 Van 1500, 5 lug, 3.55
RAA435-1921A-P [74803]	98-'99 Van 1500 & 2500, 5 lug, 3.90, posi	RAA435-2155-P [72774]	2003 Van 1500, 5 lug, 3.55, posi
RAA435-1921B [73368]	98-'99 Van 1500 & 2500, 5 lug, 3.55	RAA435-2204A [75347]	04-'05 Durango, 4WD, traction control, 3.55
RAA435-1921B-P [75880]	98-'99 Van 1500 & 2500, 5 lug, 3.55, posi	RAA435-2204A-P [75342]	04-'05 Durango, 4WD, traction control, 3.55, posi
RAA435-1926A [77785]	98-'02 Durango, 4WD, 3.55	RAA435-2204B [77410]	04-'05 Durango, 4WD, traction control, 3.92
RAA435-1926A-P [72344]	98-'02 Durango, 4WD, 3.55, posi	RAA435-2204B-P [75653]	04-'05 Durango, 4WD, traction control, 3.92, posi
RAA435-1926B [78051]	98-'02 Durango, 4WD, 3.92	RAA435-2204C [70277]	04-'06 Durango, 3.55
RAA435-1926B-P [73086]	98-'02 Durango, 4WD, 3.92, posi	RAA435-2204C-P [74440]	04-'06 Durango, 3.55, posi
RAA435-1927A [77768]	98-'99 Durango, 4WD, 3.55	RAA435-2204D [74643]	04-'06 Durango, 3.92
RAA435-1927A-P [77615]	98-'99 Durango, 4WD, 3.55, posi	RAA435-2204D-P [71704]	04-'06 Durango, 3.92, posi
RAA435-1996A [74305]	00-'02 Dakota, 2WD, w/o sway bar, 3.21	RAA435-2206A [75928]	04-'05 Durango, 4WD, non-traction control, 3.55
RAA435-1996A-P [70487]	00-'02 Dakota, 2WD, w/o sway bar, 3.21, posi	RAA435-2206A-P [75758]	04-'05 Durango, 4WD, non-traction control, 3.55, posi
RAA435-1996B [76931]	00-'02 Dakota, 2WD, w/o sway bar, 3.55	RAA435-2206B [78181]	04-'05 Durango, 4WD, non-traction control, 3.92
RAA435-1996B-P [74973]	00-'02 Dakota, 2WD, w/o sway bar, 3.55, posi	RAA435-2206B-P [71672]	04-'05 Durango, 4WD, non-traction control, 3.92, posi
RAA435-1996C [76473]	00-'02 Dakota, 2WD, w/o sway bar, 3.92	RAA435-2207A [79253]	04-'05 Durango, 4WD, non-traction control, 3.55
RAA435-1996C-P [77021]	00-'02 Dakota, 2WD, w/o sway bar, 3.92, posi	RAA435-2207A-P [74412]	04-'05 Durango, 4WD, non-traction control, 3.55, posi
RAA435-1996D [77779]	00-'02 Dakota, 2WD, w/ sway bar, 3.21	RAA435-2207B [75742]	04-'05 Durango, 4WD, non-traction control, 3.92
RAA435-1996D-P [74458]	00-'02 Dakota, 2WD, w/ sway bar, 3.21, posi	RAA435-2207B-P [77433]	04-'05 Durango, 4WD, non-traction control, 3.92, posi
RAA435-1996E [78572]	00-'02 Dakota, 2WD, w/ sway bar, 3.55	RAA435-2223A [79132]	05-'10 Dakota, 3.21
RAA435-1996E-P [76092]	00-'02 Dakota, 2WD, w/ sway bar, 3.55, posi	RAA435-2223A-P [79441]	05-'10 Dakota, 3.21, posi
RAA435-1996F [70204]	00-'02 Dakota, 2WD, w/ sway bar, 3.92	RAA435-2223B [77440]	05-'10 Dakota, 3.55
RAA435-1996F-P [79300]	00-'02 Dakota, 2WD, w/ sway bar, 3.92, posi	RAA435-2223B-P [77391]	05-'10 Dakota, 3.55, posi
RAA435-1997A [73054]	00-'02 Dakota, 4WD, 3.55	RAA435-2223C [73940]	05-'10 Dakota, 3.92
RAA435-1997A-P [70458]	00-'02 Dakota, 4WD, 3.55, posi	RAA435-2223C-P [79682]	05-'10 Dakota, 3.92, posi
RAA435-1997B [71093]	00-'02 Dakota, 4WD, 3.92	RAA435-139A [75155]	07-'09 Aspen & Durango, 3.55
RAA435-1997B-P [73067]	00-'02 Dakota, 4WD, 3.92, posi	RAA435-139A-P [71142]	07-'09 Aspen & Durango, 3.55, posi
RAA435-2144A [71999]	03-'04 Dakota, 2WD, 3.21	RAA435-139B [74115]	07-'09 Aspen & Durango, 3.92
RAA435-2144A-P [74833]	03-'04 Dakota, 2WD, 3.21, posi		
RAA435-2144B [79160]	03-'04 Dakota, 2WD, 3.55		
RAA435-2144B-P [75439]	03-'04 Dakota, 2WD, 3.55, posi		
RAA435-2144C [73569]	03-'04 Dakota, 2WD, 3.92		

Continued on next page





## Chrysler 8.25" (Cont.)

PART #	Description	PART #	Description
RAA435-139B-P [77425]	07-'09 Aspen & Durango, 3.92, posi	RAA435-1614D-P [73349]	87-'88 Dakota, 2WD, 2.94, posi
RAA435-139C [71843]	07-'09 Aspen & Durango, 3.21	RAA435-1614E [73448]	87-'88 Dakota, 2WD, 3.55
RAA435-139C-P [74686]	07-'09 Aspen & Durango, 3.21, posi	RAA435-1614E-P [70483]	87-'88 Dakota, 2WD, 3.55, posi
RAA435-1437A [71859]	85-'89 D100, D150 & Ramcharger, 2WD, 2.71	RAA435-1614F [72358]	89-'90 Dakota, 2WD, 3.55
RAA435-1437A-P [70615]	85-'89 D100, D150 & Ramcharger, 2WD, 2.71, posi	RAA435-1614F-P [75657]	89-'90 Dakota, 2WD, 3.55, posi
RAA435-1437B [73204]	85-'89 D100, D150 & Ramcharger, 2WD, 2.94	RAA435-1614G [70115]	91-'96 Dakota, 2WD, 3.55
RAA435-1437B-P [70061]	85-'89 D100, D150 & Ramcharger, 2WD, 2.94, posi	RAA435-1614G-P [76480]	91-'96 Dakota, 2WD, 3.55, posi
RAA435-1437C [74052]	85-'89 D100, D150 & Ramcharger, 2WD, 3.21	RAA435-1614H [78777]	87-'88 Dakota, 2WD, 3.90
RAA435-1437C-P [79295]	85-'89 D100, D150 & Ramcharger, 2WD, 3.21, posi	RAA435-1614H-P [73978]	87-'88 Dakota, 2WD, 3.90, posi
RAA435-1437D [75354]	85-'89 D100, D150 & Ramcharger, 2WD, 3.55	RAA435-1614J [72977]	89-'90 Dakota, 2WD, 3.90
RAA435-1437D-P [72809]	85-'89 D100, D150 & Ramcharger, 2WD, 3.55, posi	RAA435-1614J-P [76074]	89-'90 Dakota, 2WD, 3.90, posi
RAA435-1437E [74890]	85-'89 D100, D150 & Ramcharger, 2WD, 3.92	RAA435-1614K [77439]	91-'96 Dakota, 2WD, 3.90
RAA435-1437E-P [71552]	85-'89 D100, D150 & Ramcharger, 2WD, 3.92, posi	RAA435-1614K-P [71218]	91-'96 Dakota, 2WD, 3.90, posi
RAA435-1541A [77093]	1989 D100 & D150, 2WD, 2.71	RAA435-1615A [70415]	87-'88 Dakota, 4WD, 2.94
RAA435-1541A-P [73420]	1989 D100 & D150, 2WD, 2.71, posi	RAA435-1615A-P [79550]	87-'88 Dakota, 4WD, 2.94, posi
RAA435-1541B [77879]	1989 D100 & D150, 2WD, 2.94	RAA435-1615B [76992]	89-'90 Dakota, 4WD, 3.90
RAA435-1541B-P [70399]	1989 D100 & D150, 2WD, 2.94, posi	RAA435-1615B-P [72233]	89-'90 Dakota, 4WD, 3.90, posi
RAA435-1541C [73798]	89-'93 D100 & D150, 2WD, ABS, 3.21	RAA435-1615C [77983]	91-'96 Dakota, 4WD, 3.90
RAA435-1541C-P [77901]	89-'93 D100 & D150, 2WD, ABS, 3.21, posi	RAA435-1615C-P [76513]	91-'96 Dakota, 4WD, 3.90, posi
RAA435-1541D [76952]	89-'93 D100 & D150, 2WD, ABS, 3.55	RAA435-1615D [74844]	87-'88 Dakota, 4WD, 3.55
RAA435-1541D-P [78309]	89-'93 D100 & D150, 2WD, ABS, 3.55, posi	RAA435-1615D-P [77950]	87-'88 Dakota, 4WD, 3.55, posi
RAA435-1541E [72740]	89-'93 D100 & D150, 2WD, ABS, 3.92	RAA435-1615E [77201]	89-'90 Dakota, 4WD, 3.55
RAA435-1541E-P [73252]	89-'93 D100 & D150, 2WD, ABS, 3.92, posi	RAA435-1615E-P [75018]	89-'90 Dakota, 4WD, 3.55, posi
RAA435-1614A [71680]	87-'88 Dakota, 2WD, 2.71	RAA435-1615F [77628]	91-'96 Dakota, 4WD, 3.55
RAA435-1614A-P [75218]	87-'88 Dakota, 2WD, 2.71, posi	RAA435-1615F-P [75325]	91-'96 Dakota, 4WD, 3.55, posi
RAA435-1614B [75473]	87-'88 Dakota, 2WD, 3.21	RAA435-1615G [73828]	89-'90 Dakota, 4WD, 3.90
RAA435-1614B-P [76980]	87-'88 Dakota, 2WD, 3.21, posi	RAA435-1615G-P [78724]	89-'90 Dakota, 4WD, 3.90, posi
RAA435-1614C [75577]	91-'96 Dakota, 2WD, 3.21	RAA435-1615H [75447]	91-'96 Dakota, 4WD, 3.90
RAA435-1614C-P [70631]	91-'96 Dakota, 2WD, 3.21, posi	RAA435-1615H-P [77974]	91-'96 Dakota, 4WD, 3.90, posi
RAA435-1614D [73348]	87-'88 Dakota, 2WD, 2.94		

## Chrysler Sprinter

PART #	Description
RAA435-283A [73698]	02-'06 3500, DRW, ABS, 3.73

## Chrysler M35IFS

PART #	Description	PART #	Description
RAA440-1317B [70641]	97-'99 Dakota & Durango, 3.55	RAA440-1352A [73643]	00-'01 Dakota & Durango, 3.55
RAA440-1317C [74746]	97-'99 Dakota & Durango, 3.92	RAA440-1352B [77198]	00-'01 Dakota & Durango, 3.92

## Chrysler 8.8"

PART #	Description
RAA440-1357 [74565]	01-'04 Caravan / Town & Country

## Chrysler 9.25" ZF

PART #	Description	PART #	Description
RAA435-2268A [77379]	2012 Ram 1500, 2WD, 3.21	RAA435-2268G [77128]	2012 Ram 1500, 2WD, 3.92
RAA435-2268A-P [77358]	2012 Ram 1500, 2WD, 3.21, posi	RAA435-2268G-P [75958]	2012 Ram 1500, 2WD, 3.92, posi
RAA435-2268B [73850]	2012 Ram 1500, 2WD, 3.55	RAA435-2268H [73584]	2012 Ram 1500, 2WD, 4.11
RAA435-2268B-P [73022]	2012 Ram 1500, 2WD, 3.55, posi	RAA435-2268H-P [71875]	2012 Ram 1500, 2WD, 4.11, posi
RAA435-2268C [70385]	2012 Ram 1500, 2WD, 3.92	RAA435-2294A [70528]	13-'14 Ram 1500, 3.21
RAA435-2268C-P [70367]	2012 Ram 1500, 2WD, 3.92, posi	RAA435-2294A-P [70790]	13-'14 Ram 1500, 3.21, posi
RAA435-2268D [76646]	2012 Ram 1500, 2WD, 4.11	RAA435-2294B [76501]	13-'14 Ram 1500, 3.55
RAA435-2268D-P [77836]	2012 Ram 1500, 2WD, 4.11, posi	RAA435-2294B-P [72558]	13-'14 Ram 1500, 3.55, posi
RAA435-2268E [74326]	2012 Ram 1500, 2WD, 3.21	RAA435-2294C [73243]	13-'14 Ram 1500, 3.92
RAA435-2268E-P [77604]	2012 Ram 1500, 2WD, 3.21, posi	RAA435-2294C-P [72803]	13-'14 Ram 1500, 3.92, posi
RAA435-2268F [70823]	2012 Ram 1500, 2WD, 3.55	RAA435-2294D [79201]	13-'14 Ram 1500, 4.11
RAA435-2268F-P [72137]	2012 Ram 1500, 2WD, 3.55, posi	RAA435-2294D-P [74330]	13-'14 Ram 1500, 4.11, posi

# Chrysler 9.25"

# AXLE ASSEMBLIES

PART #	Description	PART #	Description
RAA435-1782A [74431]	1994 Ram 2500, 4WD, 3.54	RAA435-2113A [76054]	02-'05 Ram 1500, 4WD 3.55
RAA435-1782A-P [71147]	1994 Ram 2500, 4WD, 3.54, posi	RAA435-2113A-P [70566]	02-'05 Ram 1500, 4WD, 3.55, posi
RAA435-1782C [71766]	1994 Ram 2500, 4WD, 3.90	RAA435-2113B [72241]	02-'05 Ram 1500, 4WD 3.90
RAA435-1782C-P [70102]	1994 Ram 2500, 4WD, 3.90, posi	RAA435-2113B-P [77619]	02-'05 Ram 1500, 4WD, 3.90, posi
RAA435-1783A [73834]	94-'99 Ram 2500, 4WD, staggered shocks, 3.55	RAA435-2113C [74472]	06-'07 D1500, 4WD, 3.55
RAA435-1783A-P [75482]	94-'99 Ram 2500, 4WD, staggered shocks, 3.55, posi	RAA435-2113C-P [73186]	06-'07 D1500, 4WD, 3.55, posi
RAA435-1783C [72343]	94-'99 Ram 2500, 4WD, staggered shocks, 3.90	RAA435-2113D [75537]	06-'07 D1500, 4WD, 3.90
RAA435-1783C-P [73982]	94-'99 Ram 2500, 4WD, staggered shocks, 3.90, posi	RAA435-2113D-P [72660]	06-'07 D1500, 4WD, 3.90, posi
RAA435-1919A [73663]	98-'99 Dakota, 2WD, 3.55	RAA435-2145A [77231]	03-'05 Dakota, 2WD, 3.55
RAA435-1919A-P [70690]	98-'99 Dakota, 2WD, 3.55, posi	RAA435-2145A-P [75283]	03-'05 Dakota, 2WD, 3.55, posi
RAA435-1919B [72272]	98-'99 Dakota, 2WD, 3.92	RAA435-2145B [78230]	03-'05 Dakota, 2WD, 3.92
RAA435-1919B-P [72329]	98-'99 Dakota, 2WD, 3.92, posi	RAA435-2145B-P [72071]	03-'05 Dakota, 2WD, 3.92, posi
RAA435-1920A [79560]	98-'99 Dakota, 4WD, 3.55	RAA435-2147A [76235]	03-'04 Dakota, 4WD, 3.55
RAA435-1920A-P [70626]	98-'99 Dakota, 4WD, 3.55, posi	RAA435-2147A-P [71945]	03-'04 Dakota, 4WD, 3.55, posi
RAA435-1920B [75169]	98-'99 Dakota, 4WD, 3.92	RAA435-2153A [79433]	2003 Durango, 4WD, 3.55
RAA435-1920B-P [70645]	98-'99 Dakota, 4WD, 3.92, posi	RAA435-2153A-P [75313]	2003 Durango, 4WD, 3.55, posi
RAA435-1922A [77282]	98-'99 Van 1500 & 2500, 5 lug, 3.90	RAA435-2153B [73516]	2003 Durango, 4WD, 3.92
RAA435-1922A-P [73163]	98-'99 Van 1500 & 2500, 5 lug, 3.90, posi	RAA435-2153B-P [76484]	2003 Durango, 4WD, 3.92, posi
RAA435-1922B [70934]	98-'99 Van 1500 & 2500, 5 lug, 3.55	RAA435-2156A [71871]	2003 Van 1500, 3.55
RAA435-1922B-P [72115]	98-'99 Van 1500 & 2500, 5 lug, 3.55, posi	RAA435-2156A-P [74946]	2003 Van 1500, 3.55, posi
RAA435-1923 [71335]	98-'99 Van 1500 & 2500, 8 lug, 3.55	RAA435-2156B [73538]	2003 Van 1500, 3.92
RAA435-1923-P [79551]	98-'99 Van 1500 & 2500, 8 lug, 3.55, posi	RAA435-2156B-P [71074]	2003 Van 1500, 3.92, posi
RAA435-1927B [74003]	98-'99 Durango, 4WD, 3.92	RAA435-2205A [78132]	04-'05 Durango, 4WD, traction control, 3.55
RAA435-1927B-P [73629]	98-'99 Durango, 4WD, 3.92, posi	RAA435-2205A-P [76707]	04-'05 Durango, 4WD, traction control, 3.55, posi
RAA435-1998A [72366]	00-'02 Dakota, 2WD, 3.55	RAA435-2205B [76600]	04-'05 Durango, 4WD, traction control, 3.92
RAA435-1998A-P [71116]	00-'02 Dakota, 2WD, 3.55, posi	RAA435-2205B-P [73665]	04-'05 Durango, 4WD, traction control, 3.92, posi
RAA435-1998B [73119]	00-'02 Dakota, 2WD, 3.92	RAA435-2205C [72448]	04-'05 Durango, 4WD, traction control, 3.55
RAA435-1998B-P [70493]	00-'02 Dakota, 2WD, 3.92, posi	RAA435-2205C-P [78811]	04-'05 Durango, 4WD, traction control, 3.55, posi
RAA435-1999A [73704]	00-'02 Dakota, 4WD, 3.55	RAA435-2205D [74446]	04-'05 Durango, 4WD, traction control, 3.92
RAA435-1999A-P [75355]	00-'02 Dakota, 4WD, 3.55, posi	RAA435-2205D-P [78913]	04-'05 Durango, 4WD, traction control, 3.92, posi
RAA435-1999B [74450]	00-'02 Dakota, 4WD, 3.92	RAA435-2224A [78545]	05-'10 Dakota, 3.21
RAA435-1999B-P [78982]	00-'02 Dakota, 4WD, 3.92, posi	RAA435-2224A-P [72540]	05-'10 Dakota, 3.21, posi
RAA435-1999C [77656]	00-'02 Dakota, 4WD, 3.55	RAA435-2224B [74640]	05-'10 Dakota, 3.55
RAA435-1999C-P [70830]	00-'02 Dakota, 4WD, 3.55, posi	RAA435-2224B-P [78535]	05-'10 Dakota, 3.55, posi
RAA435-1999D [72380]	00-'02 Dakota, 4WD, 3.92	RAA435-2224C [77571]	05-'10 Dakota, 3.92
RAA435-1999D-P [72667]	00-'02 Dakota, 4WD, 3.92, posi	RAA435-2224C-P [70558]	05-'10 Dakota, 3.92, posi
RAA435-2000A [71585]	00-'02 Van 1500, 3.55	RAA435-2205A-P [76707]	04-'05 Durango, 4WD, traction control, 3.55, posi
RAA435-2000A-P [73741]	00-'02 Van 1500, 3.55, posi	RAA435-2205B [76600]	04-'05 Durango, 4WD, traction control, 3.92
RAA435-2000B [75364]	00-'02 Van 1500, 3.92	RAA435-2205B-P [73665]	04-'05 Durango, 4WD, traction control, 3.92, posi
RAA435-2000B-P [72843]	00-'02 Van 1500, 3.92, posi	RAA435-2205C [72448]	04-'05 Durango, 4WD, traction control, 3.55
RAA435-2001 [79410]	00-'03 Van 1500 & 2500, 8 lug, 3.92	RAA435-2205C-P [78811]	04-'05 Durango, 4WD, traction control, 3.55, posi
RAA435-2001-P [74361]	00-'03 Van 1500 & 2500, 8 lug, 3.92, posi	RAA435-2205D [74446]	04-'05 Durango, 4WD, traction control, 3.92
RAA435-2002A [71124]	00-'02 Durango, 4WD, 3.55	RAA435-2205D-P [78913]	04-'05 Durango, 4WD, traction control, 3.92, posi
RAA435-2002A-P [70470]	00-'02 Durango, 4WD, 3.55, posi	RAA435-2224A [78545]	05-'10 Dakota, 3.21
RAA435-2002B [75528]	00-'02 Durango, 4WD, 3.92	RAA435-2224A-P [72540]	05-'10 Dakota, 3.21, posi
RAA435-2002B-P [73286]	00-'02 Durango, 4WD, 3.92, posi	RAA435-2224B [74640]	05-'10 Dakota, 3.55
RAA435-2003A [73209]	00-'01 D1500, 2WD, 3.21	RAA435-2224B-P [78535]	05-'10 Dakota, 3.55, posi
RAA435-2003A-P [75170]	00-'01 D1500, 2WD, 3.21, posi	RAA435-2224C [77571]	05-'10 Dakota, 3.92
RAA435-2003B [74979]	00-'01 D1500, 2WD, 3.55	RAA435-2224C-P [70558]	05-'10 Dakota, 3.92, posi
RAA435-2003B-P [78905]	00-'01 D1500, 2WD, 3.55, posi	RAA435-121A [75399]	07-'08 Ram 1500, 2WD, square flange, w/o ESP, 3.21
RAA435-2003C [71808]	00-'01 D1500, 2WD, 3.92	RAA435-121A-P [78390]	07-'08 Ram 1500, 2WD, square flange, w/o ESP, 3.21, posi
RAA435-2003C-P [76492]	00-'01 D1500, 2WD, 3.92, posi	RAA435-121B [74654]	07-'08 Ram 1500, 2WD, square flange, w/o ESP, 3.55
RAA435-2004A [73087]	00-'01 D1500, 4WD, 3.55	RAA435-121B-P [79711]	07-'08 Ram 1500, 2WD, square flange, w/o ESP, 3.55, posi
RAA435-2004A-P [77171]	00-'01 D1500, 4WD, 3.55, posi	RAA435-121C [76395]	07-'08 Ram 1500, 2WD, square flange, w/o ESP, 3.92
RAA435-2004B [72940]	00-'01 D1500, 4WD, 3.92	RAA435-121C-P [71819]	07-'08 Ram 1500, 2WD, square flange, w/o ESP, 3.92, posi
RAA435-2004B-P [75130]	00-'01 D1500, 4WD, 3.92, posi	RAA435-122A [70374]	07-'08 Ram 1500, 3.21
RAA435-2004C [75246]	00-'01 D1500, 4WD, 4.11	RAA435-122A-P [71087]	07-'08 Ram 1500, 3.21, posi
RAA435-2004C-P [74741]	00-'01 D1500, 4WD, 4.11, posi	RAA435-122B [72733]	07-'08 Ram 1500, 3.55
RAA435-2112A [76630]	02-'05 D1500, 2WD, 3.55	RAA435-122B-P [74063]	07-'08 Ram 1500, 3.55, posi
RAA435-2112A-P [71125]	02-'05 D1500, 2WD, 3.55, posi	RAA435-122C [71377]	07-'08 Ram 1500, 3.92
RAA435-2112B [76847]	02-'05 D1500, 2WD, 3.90	RAA435-122C-P [74318]	07-'08 Ram 1500, 3.92, posi
RAA435-2112B-P [71105]	02-'05 D1500, 2WD, 3.90, posi	RAA435-123A [74250]	06-'08 Ram 1500, 4WD, square flange, 3.55
RAA435-2112C [70827]	02-'05 D1500, 2WD, 3.21	RAA435-123A-P [77214]	06-'08 Ram 1500, 4WD, square flange, 3.55, posi
RAA435-2112C-P [72735]	02-'05 D1500, 2WD, 3.21, posi		
RAA435-2112D [74664]	02-'07 Ram 1500		
RAA435-2112D-P [74683]	02-'07 Ram 1500, 3.21, posi		
RAA435-2112E [78490]	02-'07 Ram 1500, 3.55		
RAA435-2112E-P [78898]	02-'07 Ram 1500, 3.55, posi		
RAA435-2112F [77457]	02-'05 Ram 1500, 2WD 3.90		
RAA435-2112F-P [73422]	02-'05 Ram 1500, 2WD, 3.90, posi		

Continued on next page



## Chrysler 9.25" (Cont.)

PART #	Description	PART #	Description
RAA435-123B [74994]	06-'08 Ram 1500, 4WD, square flange, 3.92	RAA435-1545A [74022]	89-'93 3/4 ton, 3.55
RAA435-123B-P [74499]	06-'08 Ram 1500, 4WD, square flange, 3.92, posi	RAA435-1545A-P [79059]	89-'93 3/4 ton, 3.55, posi
RAA435-124A [79502]	07-'08 Ram 1500, square flange, w/ ESP, 3.55	RAA435-1545B [70772]	89-'93 3/4 ton, 3.92
RAA435-124A-P [75064]	07-'08 Ram 1500, square flange, w/ ESP, 3.55, posi	RAA435-1545B-P [75879]	89-'93 3/4 ton, 3.92, posi
RAA435-124B [73586]	07-'08 Ram 1500, square flange, w/ ESP, 3.92	RAA435-1580A [76955]	90-'93 van 350, 3.55
RAA435-124B-P [72291]	07-'08 Ram 1500, square flange, w/ ESP, 3.92, posi	RAA435-1580A-P [74857]	90-'93 van 350, 3.55, posi
RAA435-1438A [75803]	85-'89 1500, non-ABS, 3.21	RAA435-1580B [78277]	90-'93 van 350, 3.90
RAA435-1438A-P [78299]	85-'89 1500, non-ABS, 3.21, posi	RAA435-1580B-P [70788]	90-'93 van 350, 3.90, posi
RAA435-1438B [73841]	85-'89 1500, ABS, 3.21	RAA435-1621A [74183]	29-'97 250 van, 5 lug, 3.55
RAA435-1438B-P [79581]	85-'89 1500, ABS, 3.21, posi	RAA435-1621A-P [76616]	29-'97 250 van, 5 lug, 3.55, posi
RAA435-1438C [77372]	85-'89 1500, non-ABS, 3.55	RAA435-1621B [72669]	29-'97 250 van, 5 lug, 3.90
RAA435-1438C-P [79207]	85-'89 1500, non-ABS, 3.55, posi	RAA435-1621B-P [73242]	29-'97 250 van, 5 lug, 3.90, posi
RAA435-1438D [75361]	85-'89 1500, ABS, 3.55	RAA435-1621C [79524]	29-'97 250 van, 5 lug, 3.21
RAA435-1438D-P [70200]	85-'89 1500, ABS, 3.55, posi	RAA435-1621C-P [78667]	29-'97 250 van, 5 lug, 3.21, posi
RAA435-1438E [74041]	85-'89 1500, non-ABS, 3.92	RAA435-1768A [76801]	1994 Ram 2500, 2WD, 3.55
RAA435-1438E-P [71117]	85-'89 1500, non-ABS, 3.92, posi	RAA435-1768A-P [75393]	1994 Ram 2500, 2WD, 3.55, posi
RAA435-1438F [78091]	85-'89 1500, ABS, 3.92	RAA435-1768B [75065]	1994 Ram 2500, 2WD, 3.90
RAA435-1438F-P [71389]	85-'89 1500, ABS, 3.92, posi	RAA435-1768B-P [72881]	1994 Ram 2500, 2WD, 3.90, posi
RAA435-167A [78211]	09-'10 Ram 1500, square brake flange, 3.21	RAA435-1769A [72379]	94-'99 Ram 2500, 2WD, staggered shocks, 3.55
RAA435-167A-P [77666]	09-'10 Ram 1500, square brake flange, 3.21, posi	RAA435-1769A-P [78289]	94-'99 Ram 2500, 2WD, staggered shocks, 3.55, posi
RAA435-167B [76930]	09-'10 Ram 1500, square brake flange, 3.55	RAA435-1769B [72543]	94-'99 Ram 2500, 2WD, staggered shocks, 3.90
RAA435-167B-P [77135]	09-'10 Ram 1500, square brake flange, 3.55, posi	RAA435-1769B-P [77469]	94-'99 Ram 2500, 2WD, staggered shocks, 3.90, posi
RAA435-167C [76276]	09-'10 Ram 1500, square brake flange, 3.92	RAA435-1752A [77732]	94-'97 3500 van, 3.21
RAA435-167C-P [77382]	09-'10 Ram 1500, square brake flange, 3.92, posi	RAA435-1752A-P [72632]	94-'97 3500 van, 3.21, posi
RAA435-167D [71103]	09-'10 Ram 1500, square brake flange, 4.11	RAA435-1752B [76705]	94-'97 3500 van, 3.55
RAA435-167D-P [72149]	09-'10 Ram 1500, square brake flange, 4.11, posi	RAA435-1752B-P [75158]	94-'97 3500 van, 3.55, posi
RAA435-138A [74275]	07-'09 Aspen & Durango, 3.55	RAA435-1752C [70688]	94-'97 3500 van, 3.90
RAA435-138A-P [79328]	07-'09 Aspen & Durango, 3.55, posi	RAA435-1752C-P [76243]	94-'97 3500 van, 3.90, posi
RAA435-138B [75338]	07-'09 Aspen & Durango, 3.92	RAA435-1753 [73028]	94-'97 3500 van, 3.54
RAA435-138B-P [78584]	07-'09 Aspen & Durango, 3.92, posi	RAA435-1753-P [76858]	94-'97 3500 van, 3.54, posi
RAA435-138C [71535]	07-'09 Aspen & Durango, 3.21	RAA435-1754A [77177]	1994 D150, 2WD, 3.21
RAA435-138C-P [78727]	07-'09 Aspen & Durango, 3.21, posi	RAA435-1754A-P [75559]	1994 D150, 2WD, 3.21, posi
RAA435-1424A [72440]	84-'88 D250 & W250, 3.55	RAA435-1754B [75434]	1994 D150, 2WD, 3.55
RAA435-1424A-P [76916]	84-'88 D250 & W250, 3.55, posi	RAA435-1754B-P [75844]	1994 D150, 2WD, 3.55, posi
RAA435-1424B [70782]	84-'88 D250 & W250, 3.92	RAA435-1754C [74380]	1994 D150, 2WD, 3.90
RAA435-1424B-P [72085]	84-'88 D250 & W250, 3.92, posi	RAA435-1754C-P [70704]	1994 D150, 2WD, 3.90, posi
RAA435-1542A [70407]	91-'93 D150, W150 & Ramcharger, 3.21	RAA435-1755A [72915]	94-'99 D1500, 2WD, staggered shocks, 3.21
RAA435-1542A-P [77953]	91-'93 D150, W150 & Ramcharger, 3.21, posi	RAA435-1755A-P [71237]	94-'99 D1500, 2WD, staggered shocks, 3.21, posi
RAA435-1542B [73924]	91-'93 D150, W150 & Ramcharger, 3.55	RAA435-1755B [75234]	94-'99 D1500, 2WD, staggered shocks, 3.55
RAA435-1542B-P [78839]	91-'93 D150, W150 & Ramcharger, 3.55, posi	RAA435-1755B-P [77954]	94-'99 D1500, 2WD, staggered shocks, 3.55, posi
RAA435-1542C [77432]	91-'93 D150, W150 & Ramcharger, 3.92	RAA435-1755C [75674]	94-'99 D1500, 2WD, staggered shocks, 3.90
RAA435-1542C-P [74669]	91-'93 D150, W150 & Ramcharger, 3.92, posi	RAA435-1755C-P [70534]	94-'99 D1500, 2WD, staggered shocks, 3.90, posi
		RAA435-1757 [72364]	1994 D1500, 4WD, 3.55
		RAA435-1757-P [72170]	1994 D1500, 4WD, 3.55, posi
		RAA435-1758A [73820]	94-'99 D1500, 4WD, staggered shocks, 3.55
		RAA435-1758A-P [72152]	94-'99 D1500, 4WD, staggered shocks, 3.55, posi
		RAA435-1758B [77844]	94-'99 D1500, 4WD, staggered shocks, 3.90
		RAA435-1758B-P [77635]	94-'99 D1500, 4WD, staggered shocks, 3.90, posi

## Chrysler 9.25" Front

PART #	Description	PART #	Description
RAA434-103 [74882]	2005 Powerwagon, w/ electric locker, 4.56	RAA434-1950A [72401]	03-'05 Ram 2500 & 3500, 4 wheel ABS, 3.73
RAA434-110A [73761]	06-'07 Ram, 4 wheel ABS, 3.73	RAA434-1950B [71664]	03-'05 Ram 2500 & 3500, 4 wheel ABS, 4.11
RAA434-110B [77570]	06-'07 Ram, 4 wheel ABS, 4.11	RAA434-1969A [76098]	12-'13 Ram 2500 & 3500, flat yoke, 3.42
RAA434-111A [72411]	07-'08 Ram, 4 wheel ABS, 3.73	RAA434-1969B [78316]	12-'13 Ram 2500 & 3500, flat yoke, 3.73
RAA434-111B [73126]	07-'08 Ram, 4 wheel ABS, 4.11	RAA434-1969C [73936]	12-'13 Ram 2500 & 3500, flat yoke, 4.11
RAA434-111C [78177]	07-'08 Ram, 4 wheel ABS, 3.42	RAA434-1969D [74965]	12-'13 Ram 2500 & 3500, flat yoke, 3.42
RAA434-112 [77054]	06-'07 Powerwagon, 4 wheel ABS, 4.56	RAA434-1969E [71783]	12-'13 Ram 2500 & 3500, flat yoke, 3.73
RAA434-113 [74984]	07-'08 Ram, w/ electric locker, 4.56	RAA434-1969F [72838]	12-'13 Ram 2500 & 3500, flat yoke, 4.11
RAA434-121A [70799]	2009 Ram 1500, 3.42	RAA434-1973A [78708]	13-'14 Ram 2500 & 3500, 3.42
RAA434-121B [77927]	2009 Ram 1500, 3.73	RAA434-1973B [72748]	13-'14 Ram 2500 & 3500, 3.73
RAA434-121C [77877]	2009 Ram 1500, 4.11	RAA434-1973C [73577]	13-'14 Ram 2500 & 3500, 4.11
RAA434-122 [74633]	2009 Ram 1500, w/ electric locker, 4.56	RAA434-1974A [75411]	13-'14 Ram 2500 & 3500, 3.42
RAA434-125A [75494]	10-'11 Ram, 3.42	RAA434-1974B [71631]	13-'14 Ram 2500 & 3500, 3.73
RAA434-125B [74224]	10-'11 Ram, 3.73	RAA434-1974C [73285]	13-'14 Ram 2500 & 3500, 4.11
RAA434-125C [70423]	10-'11 Ram, 4.11	RAA434-1974D [79240]	13-'14 Ram 2500 & 3500, 4.44
RAA434-126 [75455]	10-'11 Powerwagon, w/ electric locker, 4.56		

## Chrysler / AAM 10.5"

PART #	Description	PART #	Description
RAA435-168A [72691]	2009 Ram 2500, 2WD, 3.73	RAA435-168B [78689]	2009 Ram 2500, 2WD, 4.11
RAA435-168A-P [76033]	2009 Ram 2500, 2WD, 3.73, posi	RAA435-168B-P [79223]	2009 Ram 2500, 2WD, 4.11, posi

## Chrysler 10.5"

PART #	Description	PART #	Description
RAA435-119A [78090]	06-'08 Ram 1500 & 2500, 2WD, 3.73	RAA435-2160A [75188]	2003 Ram 2500, 4WD, w/o dampner, 3.73
RAA435-119A-P [70630]	06-'08 Ram 1500 & 2500, 2WD, 3.73, posi	RAA435-2160A-P [77293]	2003 Ram 2500, 4WD, w/o dampner, 3.73, posi
RAA435-119B [77700]	06-'08 Ram 1500 & 2500, 2WD, 4.11	RAA435-2160B [75073]	2003 Ram 2500, 4WD, w/o dampner, 4.11
RAA435-119B-P [75912]	06-'08 Ram 1500 & 2500, 2WD, 4.11, posi	RAA435-2160B-P [79530]	2003 Ram 2500, 4WD, w/o dampner, 4.11, posi
RAA435-125A [74719]	06-'08 Ram 1500, 3.73	RAA435-2160C [73708]	03-'05 Ram 2500, 4WD, w/ dampner, 3.73
RAA435-125A-P [75534]	06-'08 Ram 1500, 3.73, posi	RAA435-2160C-P [72787]	03-'05 Ram 2500, 4WD, w/ dampner, 3.73, posi
RAA435-125B [75516]	06-'08 Ram 1500, 4.11	RAA435-2160D [74767]	03-'05 Ram 2500, 4WD, w/ dampner, 4.11
RAA435-125B-P [72161]	06-'08 Ram 1500, 4.11, posi	RAA435-2160D-P [75043]	03-'05 Ram 2500, 4WD, w/ dampner, 4.11, posi
RAA435-170A [72339]	2009 Ram 2500, 4WD, SRW, 3.73	RAA435-2286A [74116]	12-'13 Ram 2500, 3.73
RAA435-170A-P [72851]	2009 Ram 2500, 4WD, SRW, 3.73, posi	RAA435-2286A-P [71203]	12-'13 Ram 2500, 3.73, posi
RAA435-170B [74901]	2009 Ram 2500, 4WD, SRW, 4.11	RAA435-2286B [77891]	12-'13 Ram 2500, 4.11
RAA435-170B-P [73000]	2009 Ram 2500, 4WD, SRW, 4.11, posi	RAA435-2286B-P [71787]	12-'13 Ram 2500, 4.11, posi
RAA435-170C-P [76533]	2009 Ram 2500, 4WD, SRW, 4.56, posi	RAA435-254A [71550]	10-'11 Ram 2500, 3.73
RAA435-2157A [78029]	2003 Ram 2500, 2WD, w/o dampner, 3.73	RAA435-254A-P [75663]	10-'11 Ram 2500, 3.73, posi
RAA435-2157A-P [71271]	2003 Ram 2500, 2WD, w/o dampner, 3.73, posi	RAA435-254B [75348]	10-'11 Ram 2500, 4.11
RAA435-2157B [73352]	2003 Ram 2500, 2WD, w/o dampner, 4.11	RAA435-254B-P [74014]	10-'11 Ram 2500, 4.11, posi
RAA435-2157B-P [75028]	2003 Ram 2500, 2WD, w/o dampner, 4.11, posi	RAA435-256A [75929]	10-'11 Ram 2500, 4WD
RAA435-2157C [72234]	03-'05 Ram 2500, 2WD, w/ dampner, 3.73	RAA435-256A-P [71917]	10-'11 Ram 2500, 4WD, posi
RAA435-2157C-P [77687]	03-'05 Ram 2500, 2WD, w/ dampner, 3.73, posi	RAA435-256B [75792]	10-'11 Ram 2500, 4WD
RAA435-2157D [76044]	03-'05 Ram 2500, 2WD, w/ dampner, 4.11	RAA435-256B-P [77118]	10-'11 Ram 2500, 4WD, posi
RAA435-2157D-P [79003]	03-'05 Ram 2500, 2WD, w/ dampner, 4.11, posi	RAA435-257 [78392]	10-'11 Ram 2500, 4WD, electric locker

## Chrysler 11.5"

PART #	Description	PART #	Description
RAA435-120A [73302]	06-'08 Ram 1500 Mega Cab, 2WD, SRW, 3.73	RAA435-199A-P [70724]	09-'11 Ram 3500, DRW, 4WD, posi
RAA435-120A-P [74015]	06-'08 Ram 1500 Mega Cab, 2WD, SRW, 3.73, posi	RAA435-199B [70554]	a09-'11 Ram 3500, DRW, 4WD
RAA435-120B [74056]	06-'08 Ram 1500 Mega Cab, 2WD, SRW, 4.11	RAA435-199B-P [77537]	09-'11 Ram 3500, DRW, 4WD, posi
RAA435-120B-P [79414]	06-'08 Ram 1500 Mega Cab, 2WD, SRW, 4.11, posi	RAA435-199C [74985]	09-'11 Ram 3500, DRW, 4WD
RAA435-120C [77817]	06-'08 Ram 1500 Mega Cab, 2WD, SRW, 3.42	RAA435-199C-P [77957]	09-'11 Ram 3500, DRW, 4WD, posi
RAA435-120C-P [75540]	06-'08 Ram 1500 Mega Cab, 2WD, SRW, 3.42, posi	RAA435-201A [70045]	09-'11 Ram 3500, DRW, cab chassis, 3.42
RAA435-128A [76950]	06-'08 Ram 3500, DRW, 3.73	RAA435-201A-P [75831]	09-'11 Ram 3500, DRW, cab chassis, 3.42, posi
RAA435-128A-P [73601]	06-'08 Ram 3500, DRW, 3.73, posi	RAA435-201B [76293]	09-'11 Ram 3500, DRW, cab chassis, 3.73
RAA435-128B [77092]	06-'08 Ram 3500, DRW, 4.11	RAA435-201B-P [75523]	09-'11 Ram 3500, DRW, cab chassis, 3.73, posi
RAA435-128B-P [75691]	06-'08 Ram 3500, DRW, 4.11, posi	RAA435-201C [77089]	09-'11 Ram 3500, DRW, cab chassis, 4.11
RAA435-128C [74745]	06-'08 Ram 3500, DRW, 3.42	RAA435-201C-P [75469]	09-'11 Ram 3500, DRW, cab chassis, 4.11, posi
RAA435-128C-P [74966]	06-'08 Ram 3500, DRW, 3.42, posi	RAA435-2158A [77912]	2003 Ram 2500 & 3500, 2WD, w/o dampner, 3.73
RAA435-129A [74257]	07-'08 Ram 3500, SRW, cab chassis, 3.73	RAA435-2158A-P [71895]	2003 Ram 2500 & 3500, 2WD, w/o dampner, 3.73, posi
RAA435-129A-P [78459]	07-'08 Ram 3500, SRW, cab chassis, 3.73, posi	RAA435-2158B [75303]	2003 Ram 2500 & 3500, 2WD, w/o dampner, 4.11
RAA435-129B [71080]	07-'08 Ram 3500, SRW, cab chassis, 4.11	RAA435-2158B-P [70580]	2003 Ram 2500 & 3500, 2WD, w/o dampner, 4.11, posi
RAA435-129B-P [77829]	07-'08 Ram 3500, SRW, cab chassis, 4.11, posi	RAA435-2158C [71813]	2003 Ram 2500 & 3500, 2WD, 3.73
RAA435-130A [76079]	07-'08 Ram 3500, DRW, cab chassis, 3.73	RAA435-2158C-P [73959]	2003 Ram 2500 & 3500, 2WD, 3.73, posi
RAA435-130A-P [77807]	07-'08 Ram 3500, DRW, cab chassis, 3.73, posi	RAA435-2158D [71408]	03-'05 Ram 2500 & 3500, 2WD, w/ dampner, 4.11
RAA435-130B [78336]	07-'08 Ram 3500, DRW, cab chassis, 4.11	RAA435-2158D-P [73517]	03-'05 Ram 2500 & 3500, 2WD, w/ dampner, 4.11, posi
RAA435-130B-P [78968]	07-'08 Ram 3500, DRW, cab chassis, 4.11, posi	RAA435-2159A [71844]	2003 Ram 2500 & 3500, 4WD, w/o dampner, 3.73
RAA435-169A [72493]	2009 Ram 2500 & 3500, 2WD, SRW, 3.42	RAA435-2159A-P [75094]	2003 Ram 2500 & 3500, 4WD, w/o dampner, 3.73, posi
RAA435-169A-P [78228]	2009 Ram 2500 & 3500, 2WD, SRW, 3.42, posi	RAA435-2159B [75578]	2003 Ram 2500 & 3500, 4WD, w/o dampner, 4.11
RAA435-169B [70573]	2009 Ram 2500 & 3500, 2WD, SRW, 3.73	RAA435-2159B-P [77584]	2003 Ram 2500 & 3500, 4WD, w/o dampner, 4.11, posi
RAA435-169B-P [79588]	2009 Ram 2500 & 3500, 2WD, SRW, 3.73, posi	RAA435-2159C [77585]	2003 Ram 2500 & 3500, 4WD, 3.73
RAA435-169C [76483]	2009 Ram 2500 & 3500, 2WD, SRW, 4.11	RAA435-2159C-P [70400]	2003 Ram 2500 & 3500, 4WD, 3.73, posi
RAA435-169C-P [75983]	2009 Ram 2500 & 3500, 2WD, SRW, 4.11, posi	RAA435-2159D [76558]	03-'05 Ram 2500 & 3500, 4WD, w/ dampner, 4.11
RAA435-171A [73763]	2009 Ram 2500 & 3500, 4WD, SRW, 3.42	RAA435-2159D-P [72860]	03-'05 Ram 2500 & 3500, 4WD, w/ dampner, 4.11, posi
RAA435-171A-P [70973]	2009 Ram 2500 & 3500, 4WD, SRW, 3.42, posi		
RAA435-171B [75104]	2009 Ram 2500 & 3500, 4WD, SRW, 3.73		
RAA435-171B-P [77677]	2009 Ram 2500 & 3500, 4WD, SRW, 3.73, posi		
RAA435-171C [76966]	2009 Ram 2500 & 3500, 4WD, SRW, 4.11		
RAA435-171C-P [71292]	2009 Ram 2500 & 3500, 4WD, SRW, 4.11, posi		
RAA435-199A [76557]	09-'11 Ram 3500, DRW, 4WD		

## Chrysler 11.5" (Cont.)

PART #	Description	PART #	Description
RAA435-2159E [77306]	03-'05 Ram 2500 & 3500, 4WD, w/ dampner, 3.42	RAA435-2289C-P [77790]	2012 Ram 3500, DRW, 2WD, 4.11, posi
RAA435-2159E-P [72882]	03-'05 Ram 2500 & 3500, 4WD, w/ dampner, 3.42, posi	RAA435-2290A [72465]	2012 Ram 3500, 4WD, DRW, 3.42
RAA435-2159F [73780]	2008 Ram 1500 & 2500, SRW, 4WD, w/ dampner, 3.73	RAA435-2290A-P [78575]	2012 Ram 3500, 4WD, DRW, 3.42, posi
RAA435-2159F-P [78534]	2008 Ram 1500 & 2500, SRW, 4WD,	RAA435-2290B [79037]	2012 Ram 3500, 4WD, DRW, 3.73
RAA435-2159G [75735]	2008 Ram 1500 & 2500, SRW, 4WD, w/ dampner, 4.11	RAA435-2290B-P [74858]	2012 Ram 3500, 4WD, DRW, 3.73, posi
RAA435-2159G-P [78994]	2008 Ram 1500 & 2500, SRW, 4WD, w/ dampner, 4.11, posi	RAA435-2290C [76485]	2012 Ram 3500, 4WD, DRW, 4.11
RAA435-2161A [74439]	2003 Ram 3500, 2WD, w/o dampner, 3.73	<b>PART #</b>	<b>Description</b>
RAA435-2161A-P [78273]	2003 Ram 3500, 2WD, w/o dampner, 3.73, posi	RAA435-2290C-P [76010]	2012 Ram 3500, 4WD, DRW, 4.11, posi
RAA435-2161B [75196]	2003 Ram 3500, 2WD, w/o dampner, 4.11	RAA435-2292A [71117]	2012 Ram 3500, DRW, chassis cab, 3.42
RAA435-2161B-P [75404]	2003 Ram 3500, 2WD, w/o dampner, 4.11, posi	RAA435-2292A-P [78000]	2012 Ram 3500, DRW, chassis cab, 3.42, posi
RAA435-2161C [77250]	2003 Ram 3500, 2WD, w/ dampner, 3.73	RAA435-2292B [72433]	2012 Ram 3500, DRW, chassis cab, 3.73
RAA435-2161C-P [70512]	2003 Ram 3500, 2WD, w/ dampner, 4.11	RAA435-2292B-P [74863]	2012 Ram 3500, DRW, chassis cab, 3.73, posi
RAA435-2161D [77922]	2003 Ram 3500, 2WD, w/ dampner, 4.11, posi	RAA435-2292C [78820]	2012 Ram 3500, DRW, chassis cab, 4.11
RAA435-2161D-P [72186]	2003 Ram 3500, 4WD, w/ dampner, 4.11	RAA435-2292C-P [75197]	2012 Ram 3500, DRW, chassis cab, 4.11, posi
RAA435-2162A [74514]	2003 Ram 3500, 4WD, w/o dampner, 3.73	RAA435-2314A [76372]	14-'15 Ram 3500
RAA435-2162A-P [74217]	2003 Ram 3500, 4WD, w/o dampner, 3.73, posi	RAA435-2314A-P [74441]	14-'15 Ram 3500, posi
RAA435-2162B [77992]	2003 Ram 3500, 4WD, w/o dampner, 4.11	RAA435-2314B [75200]	14-'15 Ram 3500
RAA435-2162B-P [72598]	2003 Ram 3500, 4WD, w/o dampner, 4.11, posi	RAA435-2314B-P [72362]	14-'15 Ram 3500, posi
RAA435-2162C [76679]	03-'05 Ram 3500, 4WD, w/ dampner, 3.73	RAA435-2314C [71727]	14-'15 Ram 3500
RAA435-2162C-P [77952]	03-'05 Ram 3500, 4WD, w/ dampner, 3.73, posi	RAA435-2314C-P [77646]	14-'15 Ram 3500, posi
RAA435-2162D [74073]	03-'05 Ram 3500, 4WD, w/ dampner, 4.11	RAA435-2322A [71310]	2014 Ram 3500, SRW, 3.42
RAA435-2162D-P [78973]	03-'05 Ram 3500, 4WD, w/ dampner, 4.11, posi	RAA435-2322A-P [77966]	2014 Ram 3500, SRW, 3.42, posi
RAA435-2162E [73344]	03-'08 Ram 3500, 4WD, SRW, w/ dampner, 4.11, posi	RAA435-2322B [75077]	2014 Ram 3500, SRW, 3.73
RAA435-2162E-P [79258]	03-'08 Ram 3500, 4WD, SRW, w/ dampner, 3.42, posi	RAA435-2322B-P [74503]	2014 Ram 3500, SRW, 3.73, posi
RAA435-2288A [79260]	12-'13 Ram 3500, SRW, 4WD, 3.42	RAA435-2322C [77706]	2014 Ram 3500, SRW, 4.11
RAA435-2288A-P [77143]	12-'13 Ram 3500, SRW, 4WD, 3.42, posi	RAA435-2322C-P [77958]	2014 Ram 3500, SRW, 4.11, posi
RAA435-2288B [78591]	2012 Ram 3500, SRW, 4WD, 3.73	RAA435-255A [70155]	10-'11 Ram 2500, 2WD, 3.42
RAA435-2288B-P [70003]	2012 Ram 3500, SRW, 4WD, 4.11	RAA435-255A-P [74294]	10-'11 Ram 2500, 2WD, 3.42, posi
RAA435-2288C [71647]	2012 Ram 3500, SRW, 4WD, 4.11, posi	RAA435-255B [76430]	10-'11 Ram 2500, 2WD, 3.73
RAA435-2288C-P [72960]	2012 Ram 3500, SRW, 4WD, 4.11, posi	RAA435-255B-P [71370]	10-'11 Ram 2500, 2WD, 3.73, posi
RAA435-2289A [73303]	2012 Ram 3500, DRW, 2WD, 3.42	RAA435-255C [78339]	10-'11 Ram 2500, 2WD, 4.11
RAA435-2289A-P [72889]	2012 Ram 3500, DRW, 2WD, 3.42, posi	RAA435-255C-P [72485]	10-'11 Ram 2500, 2WD, 4.11, posi
RAA435-2289B [79248]	2012 Ram 3500, DRW, 2WD, 3.73	RAA435-258A [77739]	10-'11 Ram 2500, 4WD, 3.42
RAA435-2289B-P [74886]	2012 Ram 3500, DRW, 2WD, 3.73, posi	RAA435-258A-P [75771]	10-'11 Ram 2500, 4WD, 3.42, posi
RAA435-2289C [75856]	2012 Ram 3500, DRW, 2WD, 4.11	RAA435-258B [77039]	10-'11 Ram 2500, 4WD, 3.73
		RAA435-258B-P [75583]	10-'11 Ram 2500, 4WD, 3.73, posi
		RAA435-258C [74399]	10-'11 Ram 2500, 4WD, 4.11
		RAA435-258C-P [70928]	10-'11 Ram 2500, 4WD, 4.11, posi

## Ford D28

PART #	Description	PART #	Description
RAA440-1281B [77505]	91-'94 Explorer, 3.45	RAA440-1330A [70936]	93-'97 Ranger, 3.73
RAA440-1281D [71110]	91-'94 Explorer, 4.11	RAA440-1330B [76917]	93-'97 Ranger, 4.11

## Ford D30

PART #	Description	PART #	Description
RAA440-1376A [76708]	02-'05 Explorer, 3.55	RAA440-1376B [76208]	02-'05 Explorer, 3.73

## Ford D44

PART #	Description	PART #	Description
RAA440-1282A [74580]	83-'91 F150, 3.07	RAA440-1282C [71372]	83-'87 F150, 3.54
RAA440-1282B [76103]	83-'91 F150, 3.54	RAA440-1282D [72692]	83-'91 F150, 4.09

## Ford D44IFS

PART #	Description	PART #	Description
RAA440-1289A [77757]	92-'96 F150, 3.07	RAA440-1289C [70743]	92-'96 F150, 3.54
RAA440-1289B [76738]	92-'96 F150, 3.31	RAA440-1289D [79415]	92-'96 F150, 4.11

## Ford D50

PART #	Description	PART #	Description
RAA434-1958A [70311]	01-'04 Excursion, 4 wheel ABS, 3.73	RAA434-1958C [77241]	01-'04 Excursion, 4 wheel ABS, 4.30
RAA434-1958B [70629]	01-'04 Excursion, 4 wheel ABS, 4.11		

## Ford D50IFS

PART #	Description	PART #	Description
RAA440-1283A [74136]	81-'97 F250 & F350, 3.54	RAA440-1283B [77495]	81-'97 F250 & F350, 4.11

## Ford D60

PART #	Description	PART #	Description
RAA435-158A [75861]	05-'07 F350 5.4L, DRW, 3.73	RAA435-179-P [74449]	06-'07 E350, 3.73, posi
RAA435-158A-P [70507]	05-'07 F350 5.4L, DRW, 3.73, posi	RAA435-181A [79491]	09-'14 E150, semi-float, advance trac, 3.73
RAA435-158B [74453]	05-'07 F350 5.4L, DRW, 4.11	RAA435-181A-P [79153]	09-'14 E150, semi-float, advance trac, 3.73, posi
RAA435-158B-P [76565]	05-'07 F350 5.4L, DRW, 4.11, posi	RAA435-181B [71160]	09-'14 E150, semi-float, advance trac, 4.11
RAA435-158C [72438]	05-'07 F350 5.4L, DRW, 4.30	RAA435-181B-P [78669]	09-'14 E150, semi-float, advance trac, 4.11, posi
RAA435-158C-P [74072]	05-'07 F350 5.4L, DRW, 4.30, posi	RAA435-182A [79296]	09-'14 E250, semi-float, advance trac, 3.73
RAA435-158D [72338]	05-'07 F350 6.0L & 6.8L, DRW, 3.73	RAA435-182A-P [71081]	09-'14 E250, semi-float, advance trac, 3.73, posi
RAA435-158D-P [71916]	05-'07 F350 6.0L & 6.8L, DRW, 3.73, posi	RAA435-182B [73374]	09-'14 E250, semi-float, advance trac, 4.11
RAA435-158E [71544]	05-'07 F350 6.0L & 6.8L, DRW, 4.11	RAA435-182B-P [75721]	09-'14 E250, semi-float, advance trac, 4.11, posi
RAA435-158E-P [71286]	05-'07 F350 6.0L & 6.8L, DRW, 4.11, posi	RAA435-183A [76466]	09-'14 E350, SRW, semi-float, advance trac, 3.73
RAA435-158F [78723]	05-'07 F350 6.0L & 6.8L, DRW, 4.30	RAA435-183A-P [77362]	09-'14 E350, SRW, semi-float, advance trac, 3.73, posi
RAA435-158F-P [71557]	05-'07 F350 6.0L & 6.8L, DRW, 4.30, posi	RAA435-183B [79035]	09-'14 E350, SRW, semi-float, advance trac, 4.11
RAA435-1693A [71021]	92-'94 E350, SRW, full float, 3.54	RAA435-183B-P [71333]	09-'14 E350, SRW, semi-float, advance trac, 4.11, posi
RAA435-1693A-P [70833]	92-'96 E350, SRW, full float, 3.54, posi	RAA435-1966A [75872]	97-'00 E250, semi-float, drum brakes, 3.73
RAA435-1693B [73716]	92-'96 E350, SRW, full float, 3.73	RAA435-1966A-P [70839]	97-'00 E250, semi-float, drum brakes, 3.73, posi
RAA435-1693B-P [77281]	92-'94 E350, SRW, full float, 3.73, posi	RAA435-1966B [72641]	97-'00 E250, semi-float, drum brakes, 4.09
RAA435-1693C [75972]	92-'94 E350, SRW, full float, 4.11	RAA435-1966B-P [74773]	97-'00 E250, semi-float, drum brakes, 4.09, posi
RAA435-1693C-P [76836]	92-'94 E350, SRW, full float, 4.11, posi	RAA435-1966C [78549]	97-'00 E250, semi-float, disc brakes, 3.73
RAA435-1693D [78227]	92-'93 E350, SRW, full float, 4.11	RAA435-1966C-P [78369]	97-'00 E250, semi-float, disc brakes, 3.73, posi
RAA435-1693D-P [70362]	92-'93 E350, SRW, full float, 4.11, posi	RAA435-1966D [75400]	97-'00 E250, semi-float, disc brakes, 4.09
RAA435-1694A [77721]	92-'93 E350, SRW, full float, 3.54	RAA435-1966D-P [75582]	97-'00 E250, semi-float, disc brakes, 4.09, posi
RAA435-1694A-P [71825]	92-'93 E350, SRW, full float, 3.54, posi	RAA435-1966E [71606]	97-'98 E350, SRW, semi-float, drum brakes, 3.73
RAA435-1694B [76669]	92-'93 E350, SRW, full float, 3.73	RAA435-1966E-P [73733]	97-'98 E350, SRW, semi-float, drum brakes, 3.73, posi
RAA435-1694B-P [72539]	92-'93 E350, SRW, full float, 3.73, posi	RAA435-1967A [77963]	99-'04 E350, SRW, full float, 3.55
RAA435-1694C [70101]	92-'96 E250, SRW, full float, 3.54	RAA435-1967A-P [74731]	99-'04 E350, SRW, full float, 3.55, posi
RAA435-1694C-P [78801]	92-'96 E250, SRW, full float, 3.54, posi	RAA435-1967B [76607]	99-'04 E350, SRW, full float, 3.73
RAA435-1694D [77548]	92-'96 E250, SRW, full float, 3.73	RAA435-1967B-P [79440]	99-'04 E350, SRW, full float, 3.73, posi
RAA435-1694D-P [75212]	92-'96 E250, SRW, full float, 3.73, posi	RAA435-1967C [79461]	99-'04 E350, SRW, full float, 4.10
RAA435-173A [78158]	2008 E150, semi float, disc brake, 3.55	RAA435-1967C-P [71157]	99-'04 E350, SRW, full float, 4.10, posi
RAA435-173A-P [72141]	2008 E150, semi float, disc brake, 3.55, posi	RAA435-2052A [78518]	00-'01 E250, semi-float, 3.73
RAA435-173B [74655]	08-'10 E150, semi float, disc brake, non-advance trac, 3.73	RAA435-2052A-P [78283]	00-'01 E250, semi-float, 3.73, posi
RAA435-173B-P [70508]	08-'10 E150, semi float, disc brake, non-advance trac, 3.73, posi	RAA435-2052B [71363]	00-'01 E250, semi-float, 3.73
RAA435-173C [76081]	08-'10 E150, semi float, disc brake, non-advance trac, 4.11	RAA435-2052B-P [77736]	00-'01 E250, semi-float, 3.73, posi
RAA435-173C-P [77080]	08-'10 E150, semi float, disc brake, non-advance trac, 4.11, posi	RAA435-2052C [75146]	00-'01 E250, semi-float, 4.09
RAA435-174A [75384]	08-'10 E250, semi float, disc brake, non-advance trac, 3.73	RAA435-2052C-P [75891]	00-'01 E250, semi-float, 4.09, posi
RAA435-174A-P [70948]	08-'10 E250, semi float, disc brake, non-advance trac, 3.73, posi	RAA435-2052D [78983]	00-'01 E250, semi-float, 4.09
RAA435-174B [74042]	08-'10 E250, semi float, disc brake, non-advance trac, 4.11	RAA435-2052D-P [74658]	00-'01 E250, semi-float, 4.09, posi
RAA435-174B-P [73508]	08-'10 E250, semi float, disc brake, non-advance trac, 4.11, posi	RAA435-2053A [70935]	95-'96 E350, SRW, full float, 3.54
RAA435-175A [75566]	08-'11 E350, SRW, semi-float, 3.55	RAA435-2053A-P [78573]	95-'96 E350, SRW, full float, 3.54, posi
RAA435-175A-P [70689]	08-'11 E350, SRW, semi-float, 3.55, posi	RAA435-2053B [77353]	95-'96 E350, SRW, full float, 4.11
RAA435-175B [76730]	08-'11 E350, SRW, semi-float, 3.73	RAA435-2053B-P [78826]	95-'96 E350, SRW, full float, 4.11, posi
RAA435-175B-P [73085]	08-'11 E350, SRW, semi-float, 3.73, posi	RAA435-2053C [71365]	97-'98 E350, SRW, full float, 3.54
RAA435-175C [77751]	08-'11 E350, SRW, semi-float, 4.11	RAA435-2053C-P [78732]	97-'98 E350, SRW, full float, 3.54, posi
RAA435-175C-P [74798]	08-'11 E350, SRW, semi-float, 4.11, posi	RAA435-2053D [77517]	97-'98 E350, SRW, full float, 3.73
RAA435-176 [76445]	2008 E350, SRW, full float, disc brake, advance trac, 3.73	RAA435-2053D-P [72153]	97-'98 E350, SRW, full float, 3.73, posi
RAA435-176-P [74053]	2008 E350, SRW, disc brake, full float, advance trac, 3.73, posi	RAA435-2053E [74013]	97-'98 E350, SRW, full float, 4.11
RAA435-179 [77767]	06-'07 E350, 3.73	RAA435-2053E-P [74451]	97-'98 E350, SRW, full float, 4.11, posi
		RAA435-2053F [70489]	97-'98 E250, SRW, full float, 3.54
		RAA435-2053F-P [73591]	97-'98 E250, SRW, full float, 3.54, posi
		RAA435-2053G [75589]	97-'98 E250, SRW, full float, 3.73
		RAA435-2053G-P [78901]	97-'98 E250, SRW, full float, 3.73, posi
		RAA435-2053H [72086]	97-'98 E250, SRW, full float, 4.11
		RAA435-2053H-P [74519]	97-'98 E250, SRW, full float, 4.11, posi
		RAA435-2121A [76957]	2007 E250, WRS, semi-float, 3.73
		RAA435-2121A-P [70560]	2007 E250, WRS, semi-float, 3.73, posi

## Ford D60 Front

PART #	Description	PART #	Description
RAA435-2121B [74044]	2007 E250, WRS, semi-float, 4.11	RAA435-2188A-P [75385]	01-'07 E250 & E350, SRW, 3.55, posi
RAA435-2121B-P [75997]	2007 E250, WRS, semi-float, 4.11, posi	RAA435-2188B [76116]	01-'07 E250 & E350, SRW, 3.73
RAA435-2121C [74784]	2007 E250, WRS, semi-float, 3.55	RAA435-2188B-P [73297]	01-'07 E250 & E350, SRW, 3.73, posi
RAA435-2121C-P [78497]	2007 E250, WRS, semi-float, 3.55, posi	RAA435-2188C [72277]	01-'07 E250 & E350, SRW, 4.11
RAA435-2188A [75773]	01-'07 E250 & E350, SRW, 3.55	RAA435-2188C-P [72200]	01-'07 E250 & E350, SRW, 4.11, posi

## Ford D60 Front

PART #	Description	PART #	Description
RAA434-118A [75581]	08-'10 F250 & F350, SRW, 3.55	RAA434-1351K [78065]	99-'00 F250 & F350, SRW, 4.30
RAA434-118B [74050]	08-'10 F250 & F350, SRW, 3.73	RAA434-1351M [77760]	1999 F250 & F350, SRW, 4.30
RAA434-118C [77534]	08-'10 F250 & F350, SRW, 4.11	RAA434-1351N [72108]	1999 F250 & F350, 4 wheel ABS, 4.30
RAA434-118D [76164]	08-'10 F250 & F350, SRW, 4.30	RAA434-1352A [79282]	1999 F350, DRW, 3.73
RAA434-118E [78553]	08-'10 F350, DRW, non-wide track, 3.73	RAA434-1352B [75799]	1999 F350, DRW, 3.73
RAA434-118F [72631]	08-'10 F350, DRW, non-wide track, 4.11	RAA434-1352C [72871]	1999 F350, DRW, 4.11
RAA434-118G [70378]	08-'10 F350, DRW, non-wide track, 4.30	RAA434-1352D [79056]	99-'00 F250 & F350, SRW, 4.11
RAA434-118H [79031]	2010 F250 & F350, SRW, 3.31	RAA434-1352E [72546]	1999 F350, DRW, 4.30
RAA434-119A [71091]	08-'09 F350, SRW, 3.73	RAA434-1352F [70310]	99-'00 F350, DRW, 4.30
RAA434-119B [76129]	08-'09 F350, SRW, 4.11	RAA434-1919A [74372]	96-'97 F350, 3.54
RAA434-119C [77509]	08-'09 F350, SRW, 4.30	RAA434-1919B [77330]	96-'97 F350, 4.10
RAA434-127A [75410]	11-'12 F350, SRW, cab chassis, 3.73	RAA434-1919C [79583]	96-'97 F350, 4.10
RAA434-127B [71343]	11-'12 F350, SRW, cab chassis, 4.30	RAA434-1946A [72126]	01-'03 F450, 4.30
RAA434-127C [78782]	11-'12 F350, DRW, cab chassis, 3.73	RAA434-1946B [73498]	01-'03 F450, 4.88
RAA434-127D [75902]	11-'12 F350, DRW, cab chassis, 4.10	RAA434-1946C [76109]	01-'03 F450, 5.38
RAA434-127E [74285]	11-'12 F350, DRW, cab chassis, 4.30	RAA434-1960B [78810]	02-'04 F250 & F350, SRW, 4.11
RAA434-128A [76415]	11-'12 F250, 3.31	RAA434-1960C [73489]	02-'04 F250 & F350, SRW, 4.30
RAA434-128D [77149]	11-'12 F250, 4.30	RAA434-1960D [72395]	01-'04 F350, DRW, 4 wheel ABS, 3.73
RAA434-128E [76902]	11-'12 F250, 3.73	RAA434-1960E [75669]	01-'04 F350, DRW, 4 wheel ABS, 4.11
RAA434-128F [71182]	11-'12 F250, 4.30	RAA434-1960F [78170]	01-'04 F650, DRW, 4 wheel ABS, 4.30
RAA434-1351A [73433]	1999 F250 & F350, SRW, rear ABS, 3.73	RAA434-1968A [73044]	2005 F250 & F350, SRW, 4.11
RAA434-1351B [75117]	99-'01 F250 & F350, SRW, rear ABS, 3.73	RAA434-1968B [71997]	2005 F250 & F350, 4.11
RAA434-1351C [75635]	1999 F250 & F350, SRW, 3.73	RAA434-1968C [75154]	2005 F250 & F350, 4.30
RAA434-1351D [79675]	99-'01 F250 & F350, SRW, 3.73	RAA434-1968D [72547]	05-'07 F250 & F350, 3.73
RAA434-1351D-P [73923]	99-'01 F250 & F350, SRW, 3.73, posi	RAA434-1968E [72388]	05-'07 F250 & F350, 4.11
RAA434-1351E [76553]	1999 F250 & F350, SRW, 4.11	RAA434-1968J [74101]	05-'07 F250 & F350, 4.30
RAA434-1351F [79389]	99-'00 F250 & F350, SRW, 4.11	RAA434-128B [70110]	11-'12 F250, 3.55
RAA434-1351G [78629]	1999 F250 & F350, SRW, 4.11	RAA434-128C [73609]	11-'12 F250, 3.73
RAA434-1351H [72974]	99-'01 F250 & F350, SRW, 4.11	RAA434-1960A [70143]	02-'04 F250 & F350, SRW, 4 wheel ABS, 3.73
RAA434-1351J [77623]	1999 F250 & F350, SRW, 4.30		

## Ford D70

PART #	Description	PART #	Description
RAA435-116A [77715]	05-'07 E350, 3.55	RAA435-180-P [70570]	99-'07 E350, DRW, 4.11, posi
RAA435-116A-P [79305]	05-'07 E350, 3.55, posi	RAA435-2077A [70346]	00-'03 E450, 4.10
RAA435-116B [73915]	05-'07 E350, 3.73	RAA435-2077A-P [75922]	00-'03 E450, 4.10, posi
RAA435-116B-P [79140]	05-'07 E350, 3.73, posi	RAA435-2077B [70822]	00-'03 E450, 4.56
RAA435-116C [74939]	05-'07 E350, SRW, 4.11	RAA435-2077B-P [70764]	00-'03 E450, 4.56, posi
RAA435-116C-P [78878]	05-'07 E350, SRW, 4.11, posi	RAA435-250 [72532]	09-'13 E350, DRW, 4.11
RAA435-177A [72162]	2008 E350, SRW, 3.54	RAA435-250-P [78071]	09-'13 E350, DRW, 4.11, posi
RAA435-177A-P [73550]	2008 E350, SRW, 3.54, posi	RAA435-251A [72129]	09-'10 E350, SRW, full float, 3.55
RAA435-177B [73541]	2008 E350, SRW, 3.73	RAA435-251A-P [77938]	09-'10 E350, SRW, full float, 3.55, posi
RAA435-177B-P [72764]	2008 E350, SRW, 3.73, posi	RAA435-251B [73911]	09-'10 E350, SRW, full float, 3.73
RAA435-177C [78561]	2008 E350, SRW, 4.11	RAA435-251B-P [76049]	09-'10 E350, SRW, full float, 3.73, posi
RAA435-177C-P [75456]	2008 E350, SRW, 4.11, posi	RAA435-251C [77392]	09-'10 E350, SRW, full float, 4.11
RAA435-178 [73703]	2008 E350, DRW, 4.11	RAA435-251C-P [76747]	09-'10 E350, SRW, full float, 4.11, posi
RAA435-178-P [71170]	2008 E350, DRW, 4.11, posi		
RAA435-180 [70866]	99-'07 E350, DRW, 4.11		

## Ford D70U

PART #	Description	PART #	Description
RAA435-1695 [73296]	92-'98 E350, DRW	RAA435-1695-P [71645]	92-'98 E350, DRW, posi

# Ford D80

# AXLE ASSEMBLIES

PART #	Description	PART #	Description
RAA435-161A [75259]	08-'12 F350, DRW, non-chassis cab, 3.73	RAA435-204D-P [73950]	08-'12 F350, DRW, cab chassis, 3.73, posi
RAA435-161A-P [79060]	08-'12 F350, DRW, non-chassis cab, 3.73, posi	RAA435-204E [76629]	08-'12 F350, DRW, cab chassis, 4.11
RAA435-161B [74471]	08-'12 F350, DRW, non-chassis cab, 4.11	RAA435-204E-P [70171]	08-'12 F350, DRW, cab chassis, 4.11, posi
RAA435-161B-P [78325]	08-'12 F350, DRW, non-chassis cab, 4.11, posi	RAA435-204F [70394]	08-'12 F350, DRW, cab chassis, 4.30
RAA435-161C [71902]	08-'12 F350, DRW, non-chassis cab, 4.30	RAA435-204F-P [74281]	08-'12 F350, DRW, cab chassis, 4.30, posi
RAA435-161C-P [70783]	08-'12 F350, DRW, non-chassis cab, 4.30, posi	RAA435-204G [79347]	13-'14 F350, DRW, cab chassis, 3.73
RAA435-161D [75966]	08-'10 F350 5.4L, DRW, non-cab chassis, 4.11	RAA435-204G-P [76822]	13-'14 F350, DRW, cab chassis, 3.73, posi
RAA435-161D-P [72091]	08-'10 F350 5.4L, DRW, non-cab chassis, 4.11, posi	RAA435-204H [74502]	13-'14 F350, DRW, cab chassis, 4.11
RAA435-161E [72209]	08-'10 F350 5.4L, DRW, non-cab chassis, 3.73	RAA435-204H-P [70640]	13-'14 F350, DRW, cab chassis, 4.11, posi
RAA435-161E-P [77501]	08-'10 F350 5.4L, DRW, non-cab chassis, 3.73, posi	RAA435-204J [77124]	13-'14 F350, DRW, cab chassis, 4.30
RAA435-161F [78743]	13-'16 F350, DRW, non-chassis cab, 3.73	RAA435-204J-P [74381]	13-'14 F350, DRW, cab chassis, 4.30, posi
RAA435-161F-P [79241]	13-'16 F350, DRW, non-chassis cab, 3.73, posi	RAA435-2055A [74268]	99-'01 E450, DRW, 4.11
RAA435-161G [72451]	13-'16 F350, DRW, non-chassis cab, 4.30	RAA435-2055A-P [74094]	99-'01 E450, DRW, 4.11, posi
RAA435-161G-P [73027]	13-'16 F350, DRW, non-chassis cab, 4.30, posi	RAA435-2055B [74405]	1999 E450, DRW, 4.63
RAA435-1818A [76123]	88-'89 F450, DRW, non-ABS, 4.63	RAA435-2055B-P [76645]	1999 E450, DRW, 4.63, posi
RAA435-1818A-P [75889]	88-'89 F450, DRW, non-ABS, 4.63, posi	RAA435-2057A [78116]	99-'01 F550, DRW, 4.88
RAA435-1818B [77866]	90-'91 F450, DRW, ABS, 4.63	RAA435-2057A-P [79063]	99-'01 F550, DRW, 4.88, posi
RAA435-1818B-P [78570]	90-'91 F450, DRW, ABS, 4.63, posi	RAA435-2057B [74629]	99-'01 F550, DRW, 5.38
RAA435-1818C [75306]	92-'97 F450, DRW, ABS, 4.63	RAA435-2057B-P [78850]	99-'01 F550, DRW, 5.38, posi
RAA435-1818C-P [75683]	92-'97 F450, DRW, ABS, 4.63, posi	RAA435-2060A [75086]	00-'03 E450, DRW, 4.11
RAA435-1818D [74542]	88-'89 F450, DRW, non-ABS, 5.13	RAA435-2060A-P [71082]	00-'03 E450, DRW, 4.11, posi
RAA435-1818D-P [71691]	88-'89 F450, DRW, non-ABS, 5.13, posi	RAA435-2060B [77965]	00-'03 E450, DRW, 4.63
RAA435-1818E [78032]	90-'91 F450, DRW, ABS, 5.13	RAA435-2060B-P [75769]	00-'03 E450, DRW, 4.63, posi
RAA435-1818E-P [76725]	90-'91 F450, DRW, ABS, 5.13, posi	RAA435-2067A [72671]	2000 F450, DRW, 4.88
RAA435-1818F [75291]	92-'97 F450, DRW, ABS, 5.13	RAA435-2067A-P [77366]	2000 F450, DRW, 4.88, posi
RAA435-1818F-P [75781]	92-'97 F450, DRW, ABS, 5.13, posi	RAA435-2067B [76534]	2000 F450, 5.38
RAA435-1887 [75425]	96-'01 E450, 4.63	RAA435-2067B-P [75092]	2000 F450, 5.38, posi
RAA435-1887-P [72163]	96-'01 E450, 4.63, posi	RAA435-2067C [70547]	2000 F450, 4.30
RAA435-1987A [73526]	99-'00 F350, DRW, 3.73	RAA435-2067C-P [79636]	2000 F450, 4.30, posi
RAA435-1987A-P [70335]	99-'00 F350, DRW, 3.73	RAA435-2067D [75368]	2001 F450 & F550, DRW, 4.88
RAA435-1987B [72135]	99-'00 F350, DRW, 4.11	RAA435-2067D-P [73351]	2001 F450 & F550, DRW, 4.88, posi
RAA435-1987B-P [70705]	99-'00 F350, DRW, 4.11, posi	RAA435-2067E [79402]	2001 F450 & F550, DRW, 5.38
RAA435-1987C [75021]	99-'00 F350, DRW, 4.30	RAA435-2067E-P [76956]	2001 F450 & F550, DRW, 5.38, posi
RAA435-1987C-P [70736]	99-'00 F350, DRW, 4.30, posi	RAA435-2067F [73486]	02-'03 F450, 4.30
RAA435-1988A [71803]	99-'00 F350, DRW, 3.73	RAA435-2067F-P [77903]	02-'03 F450, 4.30, posi
RAA435-1988A-P [77060]	99-'00 F350, DRW, 3.73, posi	RAA435-2067G [77340]	02-'03 F450, 4.88
RAA435-1988B [72535]	99-'00 F350, DRW, 4.11	RAA435-2067G-P [70134]	02-'03 F450, 4.88, posi
RAA435-1988B-P [75707]	99-'00 F350, DRW, 4.11, posi	RAA435-2067H [73779]	00-'03 F450, 5.38
RAA435-1988C [74493]	99-'00 F350, DRW, 4.30	RAA435-2067H-P [77405]	00-'03 F450, 5.38, posi
RAA435-1988C-P [71988]	99-'00 F350, DRW, 4.30, posi	RAA435-2125A [78921]	2000 F350, DRW, cab chassis, 4.11
RAA435-1989 [77061]	99-'00 F350, DRW, 4.11	RAA435-2125A-P [77890]	2000 F350, DRW, cab chassis, 4.11, posi
RAA435-1989-P [73343]	99-'00 F350, DRW, 4.11, posi	RAA435-2125B [79723]	01-'04 F350, DRW, cab chassis, 4.11
RAA435-1990A [76720]	99-'00 F450, DRW, 4.88	RAA435-2125B-P [72515]	01-'04 F350, DRW, cab chassis, 4.11, posi
RAA435-1990A-P [74618]	99-'00 F450, DRW, 4.88, posi	RAA435-2126A [72762]	00-'04 F350, DRW, 3.73
RAA435-1990B [78023]	99-'00 F450 & F550, DRW, 5.38	RAA435-2126A-P [77847]	00-'04 F350, DRW, 3.73, posi
RAA435-1990B-P [72360]	99-'00 F450 & F550, DRW, 5.38, posi	RAA435-2126B [79002]	00-'04 F350, DRW, 4.11
RAA435-1991 [70821]	99-'01 F550, DRW, 5.38	RAA435-2126B-P [77671]	00-'04 F350, DRW, 4.11, posi
RAA435-1991-P [72441]	99-'01 F550, DRW, 5.38, posi	RAA435-2126C [75513]	00-'04 F350, DRW, 4.30
RAA435-2021G-P [73113]	2000 F150, drum brake, 3.55, posi	RAA435-2126C-P [75087]	00-'04 F350, DRW, 4.30, posi
RAA435-2045E-P [78378]	00-'01 F350, SRW, 3.73, posi	RAA435-2128A [78648]	2001 F350, DRW, 5.38
RAA435-2047A [75100]	99-'00 F650, DRW, 3.73	RAA435-2128A-P [78574]	2001 F350, DRW, 5.38, posi
RAA435-2047A-P [70930]	99-'00 F650, DRW, 3.73, posi	RAA435-2128B [70379]	01-'03 F550, 5.288
RAA435-2047B [75588]	99-'00 F650, DRW, 4.11	RAA435-2128B-P [76009]	01-'03 F550, 5.38, posi
RAA435-2047B-P [75502]	99-'00 F650, DRW, 4.11, posi	RAA435-231A [78274]	04-'06 F350, DRW, cab chassis, 3.73
RAA435-2047C [79681]	99-'00 F650, DRW, 4.30	RAA435-231A-P [71465]	04-'06 F350, DRW, cab chassis, 3.73, posi
RAA435-2047C-P [70789]	99-'00 F650, DRW, 4.30, posi	RAA435-231B [71143]	04-'06 F350, DRW, cab chassis, 4.11
RAA435-2048A [75052]	00-'04 F350, DRW, 3.73	RAA435-231B-P [77251]	04-'06 F350, DRW, cab chassis, 4.11, posi
RAA435-2048A-P [74419]	00-'04 F350, DRW, 3.73, posi	RAA435-231C [70079]	04-'06 F350, DRW, cab chassis, 4.30
RAA435-2048B [72781]	00-'04 F350, DRW, 4.11	RAA435-231C-P [70672]	04-'06 F350, DRW, cab chassis, 4.30, posi
RAA435-2048B-P [74589]	00-'04 F350, DRW, 4.11, posi	RAA435-232A [76924]	06-'07 F350, DRW, chassis cab, wide axle, 3.73
RAA435-2048C [79042]	00-'04 F350, DRW, 4.30	RAA435-232A-P [73786]	06-'07 F350, DRW, chassis cab, wide axle, 4.11
RAA435-2048C-P [77611]	00-'04 F350, DRW, 4.30, posi	RAA435-232B [70336]	06-'07 F350, 4.10
RAA435-204A [71104]	08-'10 F350, DRW, cab chassis, 3.73	RAA435-232B-P [73772]	06-'07 F350, cab chassis, wide axle, 4.11, posi
RAA435-204A-P [71586]	08-'10 F350, DRW, cab chassis, 3.73, posi	RAA435-233A [73261]	06-'07 F350, cab chassis, 3.73
RAA435-204B [79453]	08-'10 F350, DRW, cab chassis, 4.11	RAA435-233A-P [73611]	06-'07 F350, cab chassis, 3.73, posi
RAA435-204B-P [73210]	08-'10 F350, DRW, cab chassis, 4.11, posi	RAA435-233B [79134]	06-'07 F350, cab chassis, 4.11
RAA435-204C [72591]	08-'10 F350, DRW, cab chassis, 4.30	RAA435-233B-P [73758]	06-'07 F350, cab chassis, 4.11, posi
RAA435-204C-P [74687]	08-'10 F350, DRW, cab chassis, 4.30, posi		
RAA435-204D [77426]	08-'12 F350, DRW, cab chassis, 3.73		





## Ford S135 & S150

PART #	Description	PART #	Description
RAA435-2059A [78519]	99-'01 F550, DRW, 4.88	RAA435-2059C [73972]	99-'01 F550, DRW, 4.88
RAA435-2059A-P [79686]	99-'01 F550, DRW, 4.88, posi	RAA435-2059C-P [74875]	99-'01 F550, DRW, 4.88, posi
RAA435-2059B [74659]	99-'01 F550, DRW, 5.38	RAA435-2059D [70133]	99-'01 F550, DRW, 5.38
RAA435-2059B-P [76785]	99-'01 F550, DRW, 5.38, posi	RAA435-2059D-P [76294]	99-'01 F550, DRW, 5.38, posi

## Ford M35IFS

PART #	Description	PART #	Description
RAA440-1288A [73595]	91-'94 Explorer, 3.27	RAA440-1348C [76125]	96-'05 Ranger & Explorer, 3.73
RAA440-1288B [74331]	91-'94 Explorer, 3.55	RAA440-1348D [75626]	96-'05 Ranger & Explorer, 4.11
RAA440-1288C [75711]	91-'94 Explorer, 3.73	RAA440-1349A [76647]	95-'96 Explorer, vacuum assist, 3.27
RAA440-1288D [75230]	91-'97 Explorer, 4.10	RAA440-1349B [79297]	95-'96 Explorer, vacuum assist, 3.55
RAA440-1348A [77858]	96-'01 Explorer, 3.27	RAA440-1349C [75495]	95-'96 Explorer, vacuum assist, 3.73
RAA440-1348B [73528]	96-'01 Explorer, 3.55	RAA440-1349D [73533]	95-'96 Explorer, vacuum assist, 4.11

## Ford RDU

PART #	Description	PART #	Description
RAA440-1443 [71144]	05-'07 Escape, 2.93	RAA440-189B [71533]	01-'04 Escape, dual sensor, 2.93
RAA440-189A [72559]	01-'04 Escape, single sensor, 2.93		

## Ford 7.5"

PART #	Description	PART #	Description
RAA435-1537B [73707]	89-'97 Aerostar, ABS	RAA435-1930A [74573]	1998 Ranger, 9" drum brakes, 3.73
RAA435-1537B-P [74802]	89-'97 Aerostar, ABS, posi	RAA435-1930A-P [70955]	1998 Ranger, 9" drum brakes, 3.73, posi
RAA435-1698A [77902]	94-'97 Ranger, 9" brakes, 3.08	RAA435-1930B [72184]	1998 Ranger, 10" drum brakes, 3.73
RAA435-1698A-P [74490]	94-'97 Ranger, 9" brakes, 3.08, posi	RAA435-1930B-P [73835]	1998 Ranger, 10" drum brakes, 3.73, posi
RAA435-1698B [77221]	94-'97 Ranger, 10" brakes, 3.08	RAA435-1930C [72628]	99-'05 Ranger, 9" drum brakes, 3.73
RAA435-1698B-P [75321]	94-'97 Ranger, 10" brakes, 3.08, posi	RAA435-1930C-P [72199]	99-'05 Ranger, 9" drum brakes, 3.73, posi
RAA435-1698C [70961]	94-'97 Ranger, 9" brakes, 3.27	RAA435-1930D [78788]	99-'05 Ranger, 10" drum brakes, 3.73
RAA435-1698C-P [79470]	94-'97 Ranger, 9" brakes, 3.27, posi	RAA435-1930D-P [77786]	99-'05 Ranger, 10" drum brakes, 3.73, posi
RAA435-1698D [77521]	94-'97 Ranger, 9" brakes, 3.45	RAA435-1930E [71636]	1998 Ranger, 9" drum brakes, 4.11
RAA435-1698D-P [72850]	94-'97 Ranger, 9" brakes, 3.45, posi	RAA435-1930E-P [76975]	1998 Ranger, 9" drum brakes, 4.11, posi
RAA435-1698E [76139]	94-'97 Ranger, 9" brakes, 3.73	RAA435-1930F [72964]	1998 Ranger, 10" drum brakes, 4.11
RAA435-1698E-P [78046]	94-'97 Ranger, 9" brakes, 3.73, posi	RAA435-1930F-P [75312]	1998 Ranger, 10" drum brakes, 4.11, posi
RAA435-1698F [70495]	94-'97 Ranger, 9" brakes, 4.11	RAA435-1930G [79217]	99-'05 Ranger, 9" drum brakes, 4.11
RAA435-1698F-P [77766]	94-'97 Ranger, 9" brakes, 4.11, posi	RAA435-1930G-P [71381]	99-'05 Ranger, 9" drum brakes, 4.11, posi
RAA435-1698G [78956]	94-'97 Ranger, 10" brakes, 3.27	RAA435-1930H [70854]	99-'05 Ranger, 10" drum brakes, 4.11
RAA435-1698G-P [70565]	94-'97 Ranger, 10" brakes, 3.27, posi	RAA435-1930H-P [76476]	99-'05 Ranger, 10" drum brakes, 4.11, posi
RAA435-1698H [71830]	94-'97 Ranger, 10" brakes, 3.45	RAA435-1930J [74570]	1998 Ranger, 9" drum brakes, 3.45
RAA435-1698H-P [72597]	94-'97 Ranger, 10" brakes, 3.45, posi	RAA435-1930J-P [77867]	1998 Ranger, 9" drum brakes, 3.45, posi
RAA435-1698J [73958]	94-'97 Ranger, 10" brakes, 3.73	RAA435-1961A [70711]	99-'02 Mustang, ABS, 3.23
RAA435-1698J-P [73890]	94-'97 Ranger, 10" brakes, 3.73, posi	RAA435-1961A-P [70363]	99-'02 Mustang, ABS, 3.23, posi
RAA435-1698K [78357]	94-'97 Ranger, 10" brakes, 4.11	RAA435-1961B [79487]	99-'02 Mustang, non-ABS, 3.23
RAA435-1698K-P [72386]	94-'97 Ranger, 10" brakes, 4.11, posi	RAA435-1961B-P [78442]	99-'02 Mustang, non-ABS, 3.23, posi
RAA435-1814A [75826]	94-'98 Mustang, non-ABS	RAA435-1961C [73559]	99-'02 Mustang, ABS, 3.27
RAA435-1814A-P [76402]	94-'98 Mustang, non-ABS, posi	RAA435-1961C-P [71308]	99-'02 Mustang, ABS, 3.27, posi
RAA435-1814B [73525]	94-'98 Mustang, ABS	RAA435-1961D [71309]	99-'02 Mustang, ABS, 3.27
RAA435-1814B-P [79398]	94-'98 Mustang, ABS, posi	RAA435-1961D-P [73903]	99-'02 Mustang, ABS, 3.27, posi

## Ford 8.0IRS

PART #	Description
RAA440-1346B [73312]	00-'02 LS, 3.31

## Ford 8.8"

PART #	Description	PART #	Description
RAA435-110A [76078]	07-'08 F150, 3.31	RAA435-1692E [70903]	97-'98 E150, 3.55
RAA435-110A-P [70553]	07-'08 F150, 3.31, posi	RAA435-1692E-P [77711]	97-'98 E150, 3.55, posi
RAA435-110B [70474]	07-'08 F150, 3.55	RAA435-1692F [73436]	92-'96 E150, 2.73
RAA435-110B-P [75337]	07-'08 F150, 3.55, posi	RAA435-1692F-P [72074]	92-'96 E150, 2.73, posi
RAA435-110C [77059]	07-'08 F150, 3.73	RAA435-1699A [77823]	94-'97 Ranger, 10" brakes, 3.08
RAA435-110C-P [71756]	07-'08 F150, 3.73, posi	RAA435-1699A-P [77638]	94-'97 Ranger, 10" brakes, 3.08, posi
RAA435-113A [76516]	04-'06 E150, 3.55	RAA435-1699B [78281]	94-'97 Ranger, 9" brakes, 3.08
RAA435-113A-P [72970]	04-'06 E150, 3.55, posi	RAA435-1699B-P [71298]	94-'97 Ranger, 9" brakes, 3.08, posi
RAA435-113B [70510]	04-'06 E150, 3.73	RAA435-1699C [70820]	94-'97 Ranger, 9" brakes, 3.27
RAA435-113B-P [78766]	04-'06 E150, 3.73, posi	RAA435-1699C-P [76060]	94-'97 Ranger, 9" brakes, 3.27, posi
RAA435-113C [75501]	04-'06 E150, 4.11	RAA435-1699D [70093]	94-'97 Ranger, 9" brakes, 3.45
RAA435-113C-P [78147]	04-'06 E150, 4.11, posi	RAA435-1699D-P [77682]	94-'97 Ranger, 9" brakes, 3.45, posi
RAA435-1386 [76048]	03-'04 Mustang, w/o cross member, 3.55	RAA435-1699E [77275]	94-'97 Ranger, 9" brakes, 3.73
RAA435-1386-P [75944]	03-'04 Mustang, w/o cross member, 3.55, posi	RAA435-1699E-P [78639]	94-'97 Ranger, 9" brakes, 3.73, posi
RAA435-1466 [79163]	86-'93 Mustang, drum brakes, 3.08	RAA435-1699F [72810]	94-'97 Ranger, 9" brakes, 4.11
RAA435-1466A [70482]	86-'93 Mustang, drum brakes, 3.27	RAA435-1699F-P [71253]	94-'97 Ranger, 9" brakes, 4.11, posi
RAA435-1466A-P [74302]	86-'93 Mustang, drum brakes, 3.27, posi	RAA435-1699G [78767]	94-'97 Ranger, 10" brakes, 3.27
RAA435-1466-P [71500]	86-'93 Mustang, drum brakes, 3.08, posi	RAA435-1699G-P [79112]	94-'97 Ranger, 10" brakes, 3.27, posi
RAA435-1492A [77756]	87-'96 F150, ABS, 2.73	RAA435-1699H [76474]	94-'97 Ranger, 10" brakes, 3.55
RAA435-1492A-P [72618]	87-'96 F150, ABS, 2.73, posi	RAA435-1699H-P [73099]	94-'97 Ranger, 10" brakes, 3.55, posi
RAA435-1492B [74264]	87-'96 Bronco & F150, ABS, 3.08	RAA435-1699J [77386]	94-'97 Ranger, 10" brakes, 3.73
RAA435-1492B-P [76122]	87-'96 Bronco & F150, ABS, 3.08, posi	RAA435-1699J-P [76857]	94-'97 Ranger, 10" brakes, 3.73, posi
RAA435-1492C [75643]	87-'96 Bronco & F150, ABS, 3.31	RAA435-1699K [73865]	94-'97 Ranger, 10" brakes, 4.11
RAA435-1492C-P [77494]	87-'96 Bronco & F150, ABS, 3.31, posi	RAA435-1699K-P [77895]	94-'97 Ranger, 10" brakes, 4.11, posi
RAA435-1492D [78205]	87-'96 Bronco & F150, ABS, 3.55	RAA435-1815 [79503]	94-'98 Mustang Cobra, ABS, 3.27
RAA435-1492D-P [77220]	87-'96 Bronco & F150, ABS, 3.55, posi	RAA435-1815-P [73327]	94-'98 Mustang Cobra, ABS, 3.27, posi
RAA435-1492E [74634]	87-'92 Bronco & F150, ABS, 4.11	RAA435-1816A [76365]	94-'98 Mustang, non-ABS, 3.27
RAA435-1492E-P [72538]	87-'92 Bronco & F150, ABS, 4.11, posi	RAA435-1816A-P [75435]	94-'98 Mustang, non-ABS, 3.27, posi
RAA435-1492F [73739]	87-'96 F150, non-ABS, Canadian, 2.73	RAA435-1816B [77178]	94-'98 Mustang, ABS, 3.27
RAA435-1492F-P [75177]	87-'96 F150, non-ABS, Canadian, 2.73, posi	RAA435-1816B-P [76105]	94-'98 Mustang, ABS, 3.27, posi
RAA435-1492G [76343]	87-'96 F150, non-ABS, Canadian, 3.08	RAA435-1831A [78290]	95-'01 Explorer, 3.27
RAA435-1492G-P [73931]	87-'96 F150, non-ABS, Canadian, 3.08, posi	RAA435-1831A-P [78868]	95-'01 Explorer, 3.27, posi
RAA435-1492H [77681]	93-'96 F150, non-ABS, Canadian, 3.31	RAA435-1831C [75562]	1995 Explorer, 3.55
RAA435-1492H-P [72982]	93-'96 F150, non-ABS, Canadian, 3.31, posi	RAA435-1831C-P [71009]	1995 Explorer, 3.55, posi
RAA435-1492J [75548]	87-'96 Bronco & F150, non-ABS, Canadian, 3.55	RAA435-1831D [77845]	95-'01 Explorer, 3.73
RAA435-1492J-P [73084]	87-'96 Bronco & F150, non-ABS, Canadian, 3.55, posi	RAA435-1831D-P [77028]	95-'01 Explorer, 3.73, posi
RAA435-1492K [72052]	87-'96 Bronco & F150, non-ABS, Canadian, 4.11	RAA435-1831E [74082]	95-'01 Explorer, 4.11
RAA435-1492K-P [71556]	87-'96 Bronco & F150, non-ABS, Canadian, 4.11, posi	RAA435-1831E-P [72756]	95-'01 Explorer, 4.11, posi
RAA435-1556B [73732]	91-'94 Explorer & Navajo, ABS, 3.08	RAA435-1831H [73408]	01-'02 Explorer Sport Trac, 4 door, 3.73
RAA435-1556B-P [71331]	91-'94 Explorer & Navajo, ABS, 3.08, posi	RAA435-1831H-P [78412]	01-'02 Explorer Sport Trac, 4 door, 3.73, posi
RAA435-1556G [72612]	91-'94 Explorer & Navajo, ABS, 3.27	RAA435-1831J [71886]	01-'02 Explorer Sport Trac, 4 door, 4.11
RAA435-1556G-P [77345]	91-'94 Explorer & Navajo, ABS, 3.27, posi	RAA435-1831J-P [75195]	01-'02 Explorer Sport Trac, 4 door, 4.11, posi
RAA435-1556H [78883]	91-'94 Explorer & Navajo, ABS, 3.55	RAA435-1832A [72780]	1995 Crown Victoria, ABS
RAA435-1556H-P [71236]	91-'94 Explorer & Navajo, ABS, 3.55, posi	RAA435-1832A-P [73328]	1995 Crown Victoria, ABS, posi
RAA435-1556J [76145]	91-'94 Explorer & Navajo, ABS, 3.73	RAA435-1832B [71429]	1996 Crown Victoria, ABS
RAA435-1556J-P [73342]	91-'94 Explorer & Navajo, ABS, 3.73, posi	RAA435-1832B-P [76288]	1996 Crown Victoria, ABS, posi
RAA435-1556K [76923]	91-'94 Explorer & Navajo, ABS, 4.11	RAA435-1832C [78596]	1997 Crown Victoria, ABS
RAA435-1556K-P [79222]	91-'94 Explorer & Navajo, ABS, 4.11, posi	RAA435-1832C-P [72734]	1997 Crown Victoria, ABS, posi
RAA435-1559A [70972]	90-'91 Crown Victoria, 10" drum brakes, 3.08	RAA435-1832D [73615]	1995 Crown Victoria Police, ABS
RAA435-1559A-P [74461]	90-'91 Crown Victoria, 10" drum brakes, 3.08, posi	RAA435-1832D-P [70773]	1995 Crown Victoria Police, ABS, posi
RAA435-1559B [75868]	90-'91 Crown Victoria, 11" drum brakes, 3.08	RAA435-1832E [72237]	1996 Crown Victoria Police, ABS
RAA435-1559B-P [76852]	90-'91 Crown Victoria, 11" drum brakes, 3.08, posi	RAA435-1832E-P [76224]	1996 Crown Victoria Police, ABS, posi
RAA435-1559C [79230]	1991 Crown Victoria, non-ABS, disc brakes, posi	RAA435-1832F [75725]	1997 Crown Victoria Police, ABS
RAA435-1559C-P [70816]	1991 Crown Victoria, non-ABS, disc brakes, posi	RAA435-1832F-P [71070]	1997 Crown Victoria Police, ABS, posi
RAA435-1559D [72953]	1991 Crown Victoria, ABS, disc brakes	RAA435-1885A [71463]	96-'01 Explorer & Mountaineer, 3.55
RAA435-1559D-P [74868]	1991 Crown Victoria, ABS, disc brakes, posi	RAA435-1885A-P [74483]	96-'01 Explorer & Mountaineer, 3.55, posi
RAA435-1571 [74110]	92-'94 Crown Victoria, ABS, disc brakes, 3.08	RAA435-1885B [72500]	96-'01 Explorer & Mountaineer, 3.73
RAA435-1571-P [71652]	92-'94 Crown Victoria, ABS, disc brakes, 3.08, posi	RAA435-1885B-P [76064]	96-'01 Explorer & Mountaineer, 3.73, posi
RAA435-1691 [71515]	93-'95 F150 Lightning, w/ locker, 4.10	RAA435-1885C [76111]	96-'01 Explorer & Mountaineer, 4.11
RAA435-1692A [71516]	92-'96 E150, 3.31	RAA435-1885C-P [79542]	96-'01 Explorer & Mountaineer, 4.11, posi
RAA435-1692A-P [72779]	92-'96 E150, 3.31, posi	RAA435-1893C [73800]	95-'97 Town Car
RAA435-1692B [78969]	92-'96 E150, 3.55	RAA435-1893C-P [77661]	95-'97 Town Car, posi
RAA435-1692B-P [71760]	92-'96 E150, 3.55, posi	RAA435-1901 [79096]	92-'94 Crown Victoria, ABS, drum brake
RAA435-1692C [76735]	92-'96 E150, 3.08	RAA435-1901-P [72894]	92-'94 Crown Victoria, ABS, drum brake, 3.31
RAA435-1692C-P [74341]	92-'96 E150, 3.08, posi	RAA435-1905B [78404]	97-'00 Expedition, 3.55
RAA435-1692D [76871]	97-'98 E150, 3.31	RAA435-1905B-P [77162]	97-'00 Expedition, 3.31, posi
RAA435-1692D-P [71865]	97-'98 E150, 3.31, posi	RAA435-1905C [76146]	97-'00 Expedition, 3.55
		RAA435-1905C-P [75675]	97-'00 Expedition, 3.55, posi
		RAA435-1916 [79290]	98-'02 Town Car, 3.55

Continued on next page



# Ford 8.8" (Cont.)

PART #	Description	PART #	Description
RAA435-1916-P [73031]	98-'02 Town Car, 3.55, posi	RAA435-2026B [72590]	2000 F150, rear disc, 3.08
RAA435-1917A [76324]	98-'00 Crown Victoria	RAA435-2026B-P [78554]	2000 F150, rear disc, 3.08, posi
RAA435-1917A-P [78468]	98-'00 Crown Victoria, posi	RAA435-2026C [72116]	2000 F150, rear drum, 3.31
RAA435-1917B [75536]	98-'00 Crown Victoria, non-ABS	RAA435-2026C-P [70017]	2000 F150, rear drum, 3.31, posi
RAA435-1917B-P [75782]	98-'00 Crown Victoria, non-ABS, posi	RAA435-2026D [75973]	2000 F150, rear disc, 3.31
RAA435-1917C [74161]	01-'02 Crown Victoria, ABS, w/ handling package	RAA435-2026D-P [74365]	2000 F150, rear disc, 3.31, posi
RAA435-1917C-P [76759]	01-'02 Crown Victoria, ABS, w/ handling package, posi	RAA435-2026E [72769]	2000 F150, rear drum, 3.55
RAA435-1917D [74598]	01-'02 Crown Victoria, ABS, w/o handling package	RAA435-2026E-P [78914]	2000 F150, rear drum, 3.55, posi
RAA435-1917D-P [70775]	01-'02 Crown Victoria, ABS, w/o handling package, posi	RAA435-2026F [76946]	2000 F150, rear disc, 3.55
RAA435-1917E [72042]	01-'02 Crown Victoria, non-ABS, w/ handling package	RAA435-2026F-P [73449]	2000 F150, rear disc, 3.55, posi
RAA435-1917E-P [79368]	01-'02 Crown Victoria, non-ABS, w/ handling package, posi	RAA435-2026G [74861]	2000 F150, rear drum, 4.11
RAA435-1917F [71315]	01-'02 Crown Victoria, non-ABS, w/o handling package	RAA435-2026G-P [75448]	2000 F150, rear drum, 4.11, posi
RAA435-1917F-P [76314]	01-'02 Crown Victoria, non-ABS, w/o handling package, posi	RAA435-2026H [79013]	2000 F150, rear disc, 4.11
RAA435-1918A [72926]	98-'00 Crown Victoria Police, ABS, 3.55	RAA435-2026H-P [72393]	2000 F150, rear disc, 4.11, posi
RAA435-1918A-P [71899]	98-'00 Crown Victoria Police, ABS, 3.55, posi	RAA435-2027A [74986]	00-'02 Expedition, 14mm studs, 3.31
RAA435-1918B [74292]	98-'00 Crown Victoria Police, non-ABS, 3.55	RAA435-2027A-P [73480]	00-'02 Expedition, 14mm studs, 3.31, posi
RAA435-1918B-P [77470]	98-'00 Crown Victoria Police, non-ABS, 3.55, posi	RAA435-2027B [72695]	00-'02 Expedition, 14mm studs, 3.55
RAA435-1918C [75676]	01-'02 Crown Victoria Police, ABS, 3.27	RAA435-2027B-P [72931]	00-'02 Expedition, 14mm studs, 3.55, posi
RAA435-1918C-P [71703]	01-'02 Crown Victoria Police, ABS, 3.27, posi	RAA435-2028A [76736]	2000 F150, rear drum, 4.11
RAA435-1931A [74908]	1998 Ranger, 9" drum brakes, 3.55	RAA435-2028A-P [72790]	2000 F150, rear drum, 4.11, posi
RAA435-1931A-P [74422]	1998 Ranger, 9" drum brakes, 3.55, posi	RAA435-2028B [79307]	2000 F150, rear disc, 4.11
RAA435-1931B [70978]	1998 Ranger, 10" drum brakes, 4.11	RAA435-2028B-P [74428]	2000 F150, rear disc, 4.11, posi
RAA435-1931B-P [75847]	1998 Ranger, 10" drum brakes, 4.11, posi	RAA435-2034A [74436]	97-'99 F150, rear drum, 3.08
RAA435-1931C [79633]	99-'05 Ranger, 9" drum brakes, 3.55	RAA435-2034A-P [75480]	97-'99 F150, rear drum, 3.08, posi
RAA435-1931C-P [79148]	99-'05 Ranger, 9" drum brakes, 3.55, posi	RAA435-2034B [76159]	97-'99 F150, rear disc, 3.08
RAA435-1931D [79373]	99-'05 Ranger, 10" drum brakes, 4.11	RAA435-2034B-P [75137]	97-'99 F150, rear disc, 3.08, posi
RAA435-1931D-P [77536]	99-'05 Ranger, 10" drum brakes, 4.11, posi	RAA435-2034C [73471]	97-'99 F150, rear drum, 3.55
RAA435-1931E [73248]	1998 Ranger, 9" drum brakes, 3.73	RAA435-2034C-P [73224]	97-'99 F150, rear drum, 3.55, posi
RAA435-1931E-P [74068]	1998 Ranger, 9" drum brakes, 3.73, posi	RAA435-2034D [74019]	97-'00 F150, rear disc, 3.55
RAA435-1931F [76670]	1998 Ranger, 10" drum brakes, 3.73	RAA435-2034D-P [77034]	97-'00 F150, rear disc, 3.55, posi
RAA435-1931F-P [71277]	1998 Ranger, 10" drum brakes, 3.73, posi	RAA435-2034E [70211]	97-'99 F150, rear drum, 3.31
RAA435-1931G [70409]	99-'05 Ranger, 9" drum brakes, 3.73	RAA435-2034E-P [76676]	97-'99 F150, rear drum, 3.31, posi
RAA435-1931G-P [79036]	99-'05 Ranger, 9" drum brakes, 3.73, posi	RAA435-2034F [79183]	97-'99 F150, rear disc, 3.31
RAA435-1931H [70249]	99-'05 Ranger, 10" drum brakes, 3.73	RAA435-2034F-P [76678]	97-'99 F150, rear disc, 3.31, posi
RAA435-1931H-P [74303]	99-'05 Ranger, 10" drum brakes, 3.73, posi	RAA435-2034G [75403]	97-'99 F150, rear drum, 4.11
RAA435-1931J [74568]	99-'05 Ranger, 9" drum brakes, 4.11	RAA435-2034G-P [76737]	97-'99 F150, rear drum, 4.11, posi
RAA435-1931J-P [72359]	99-'05 Ranger, 9" drum brakes, 4.11, posi	RAA435-2034H [75871]	97-'99 F150, rear disc, 4.11
RAA435-1931K [78377]	99-'05 Ranger, 10" drum brakes, 4.11	RAA435-2034H-P [79699]	97-'99 F150, rear disc, 4.11, posi
RAA435-1931K-P [70393]	99-'05 Ranger, 10" drum brakes, 4.11, posi	RAA435-2035 [77937]	1998 F150, rear drum, 3.73
RAA435-1931M [75658]	99-'05 Ranger, 10" drum brakes, 4.11, posi	RAA435-2035-P [75819]	1998 F150, rear drum, 3.73, posi
RAA435-1949A [79012]	04-'03 Ranger, 10" drum brakes, 4.11	RAA435-2036A [77283]	99-'00 F150, rear drum, 3.08
RAA435-1949A-P [75009]	04-'03 Ranger, 10" drum brakes, 4.11, posi	RAA435-2036A-P [77735]	99-'00 F150, rear drum, 3.08, posi
RAA435-1949B [70035]	98-'08 Ranger, 10" drum brakes, 4.56	RAA435-2036B [72480]	99-'00 F150, rear disc, 3.08
RAA435-1949B-P [77778]	98-'08 Ranger, 10" drum brakes, 4.56, posi	RAA435-2036B-P [74251]	99-'00 F150, rear disc, 3.08, posi
RAA435-1962A [73470]	99-'04 Mustang GT, ABS, 3.27	RAA435-2036C [78699]	99-'00 F150, rear drum, 3.31
RAA435-1962A-P [75479]	99-'04 Mustang GT, non-ABS, 3.27	RAA435-2036C-P [73157]	99-'00 F150, rear drum, 3.31, posi
RAA435-1962C [75595]	03-'04 Mustang GT, non-ABS, 3.27	RAA435-2036D [76517]	99-'00 F150, rear disc, 3.31
RAA435-1962C-P [75221]	03-'04 Mustang GT, non-ABS, 3.27, posi	RAA435-2036D-P [71061]	99-'00 F150, rear disc, 3.31, posi
RAA435-1962D [72078]	03-'04 Mustang Mach 1, ABS, 3.55	RAA435-2036E [70526]	99-'00 F150, rear drum, 3.55
RAA435-1962D-P [77292]	03-'04 Mustang Mach 1, ABS, 3.55, posi	RAA435-2036E-P [72718]	99-'00 F150, rear drum, 3.55, posi
RAA435-2025A [73988]	2000 F150, rear drum, 3.08	RAA435-2036F [76802]	99-'00 F150, rear disc, 3.55
RAA435-2025A-P [73594]	2000 F150, rear drum, 3.08, posi	RAA435-2036F-P [77138]	99-'00 F150, rear disc, 3.55, posi
RAA435-2025B [76584]	2000 F150, rear disc, 3.08	RAA435-2037A [76244]	99-'00 F150, rear drum, 3.08
RAA435-2025B-P [78291]	2000 F150, rear disc, 3.08, posi	RAA435-2037A-P [77197]	99-'00 F150, rear drum, 3.08, posi
RAA435-2025C [72965]	2000 F150, rear drum, 3.31	RAA435-2037B [70295]	99-'00 F150, rear disc, 3.08
RAA435-2025C-P [77880]	2000 F150, rear drum, 3.31, posi	RAA435-2037B-P [71879]	99-'00 F150, rear disc, 3.08, posi
RAA435-2025D [74418]	00-'04 F150, rear disc, 3.31	RAA435-2037C [78951]	99-'00 F150, rear drum, 3.31
RAA435-2025D-P [77552]	00-'04 F150, rear disc, 3.31, posi	RAA435-2037C-P [76272]	99-'00 F150, rear drum, 3.31, posi
RAA435-2025E [70915]	2000 F150, rear disc, 3.55	RAA435-2037D [72983]	99-'00 F150, rear disc, 3.31
RAA435-2025E-P [75015]	2000 F150, rear disc, 3.55, posi	RAA435-2037D-P [72464]	99-'00 F150, rear disc, 3.31, posi
RAA435-2025F [77105]	00-'04 F150, rear disc, 3.55	RAA435-2037E [70694]	99-'00 F150, rear drum, 3.55
RAA435-2025F-P [78172]	00-'04 F150, rear disc, 3.55, posi	RAA435-2037E-P [74170]	99-'00 F150, rear drum, 3.55, posi
RAA435-2026A [79452]	2000 F150, rear drum, 3.08	RAA435-2037F [74501]	99-'00 F150, rear disc, 3.55
RAA435-2026A-P [74639]	2000 F150, rear drum, 3.08, posi	RAA435-2037F-P [72629]	99-'00 F150, rear disc, 3.55, posi
		RAA435-2038A [73158]	2000 F150, rear drum, 3.08
		RAA435-2038A-P [72887]	2000 F150, rear drum, 3.08, posi
		RAA435-2038B [79022]	2000 F150, rear disc, 3.08
		RAA435-2038B-P [76260]	2000 F150, rear disc, 3.08, posi

Continued on next page

## Ford 8.8" (Cont.)

PART #	Description	PART #	Description
RAA435-2038C [79529]	2000 F150, rear drum, 3.31	RAA435-2164C [72268]	03-'04 Crown Victoria, ABS, 3.55
RAA435-2038C-P [79709]	2000 F150, rear drum, 3.31, posi	RAA435-2164C-P [74750]	03-'04 Crown Victoria, ABS, 3.55, posi
RAA435-2038D [77029]	2000 F150, rear disc, 3.31	RAA435-2164D [76115]	03-'05 Town Car, ABS, 3.27
RAA435-2038D-P [70098]	2000 F150, rear disc, 3.31, posi	RAA435-2164D-P [77868]	03-'05 Town Car, ABS, 3.27, posi
RAA435-2038E [76219]	2000 F150, rear drum, 3.55	RAA435-2164E [76245]	03-'05 Town Car, ABS, 3.55
RAA435-2038E-P [77265]	2000 F150, rear drum, 3.55, posi	RAA435-2164E-P [77545]	03-'05 Town Car, ABS, 3.55, posi
RAA435-2038F [73619]	2000 F150, rear disc, 3.55	RAA435-2164F [70296]	2005 Crown Victoria, ABS, 3.55
RAA435-2038F-P [75512]	2000 F150, rear disc, 3.55, posi	RAA435-2164F-P [78190]	2005 Crown Victoria, ABS, 3.55, posi
RAA435-2050 [77852]	00-'02 E150, 3.55	RAA435-2165 [71430]	03-'11 Town Car limo, 3.55
RAA435-2050-P [76827]	00-'02 E150, 3.55, posi	RAA435-2165-P [78634]	03-'11 Town Car limo, 3.55, posi
RAA435-2074A [77423]	2000 F150, rear drum, 3.55	RAA435-2181A [73697]	02-'03 E150, drum brake, 3.55
RAA435-2074A-P [78690]	2000 F150, rear drum, 3.55, posi	RAA435-2181A-P [73021]	02-'03 E150, drum brake, 3.55, posi
RAA435-2074B [71165]	2000 F150, rear disc, 3.55	RAA435-2181B [73010]	02-'03 E150, disc brake, 3.55
RAA435-2074B-P [71287]	2000 F150, rear disc, 3.55, posi	RAA435-2181B-P [73059]	02-'03 E150, disc brake, 3.55, posi
RAA435-2074C [74619]	2000 F150, rear drum, 4.11	RAA435-2208A [75989]	04-'05 F150, disc brake, 3.31
RAA435-2074C-P [71166]	2000 F150, rear drum, 4.11, posi	RAA435-2208A-P [74980]	04-'05 F150, disc brake, 3.31, posi
RAA435-2074D [78098]	2000 F150, rear disc, 4.11	RAA435-2208B [79149]	04-'05 F150, disc brake, 3.55
RAA435-2074D-P [76651]	2000 F150, rear disc, 4.11, posi	RAA435-2208B-P [73975]	04-'05 F150, disc brake, 3.55, posi
RAA435-2076 [79544]	01-'02 E150, 3.55	RAA435-2208C [71984]	04-'05 F150, disc brake, 3.73
RAA435-2076-P [76249]	01-'02 E150, 3.55, posi	RAA435-2208C-P [71637]	04-'05 F150, disc brake, 3.73, posi
RAA435-2101A [71882]	83-'86 F150, 2.47	RAA435-2211A [78996]	03-'05 Explorer, 3.73
RAA435-2101A-P [73504]	83-'86 F150, 2.47, posi	RAA435-2211A-P [75220]	03-'05 Explorer, 3.73, posi
RAA435-2101B [76034]	83-'86 F150, 2.73	RAA435-2211B [72741]	03-'05 Explorer, 4.11
RAA435-2101B-P [70893]	83-'86 F150, 2.73, posi	RAA435-2211B-P [74609]	03-'05 Explorer, 4.11, posi
RAA435-2101C [74630]	83-'86 F150, 3.08	RAA435-2244A [76383]	05-'10 Mustang, ABS, 3.31
RAA435-2101C-P [72908]	83-'86 F150, 3.08, posi	RAA435-2244A-P [75957]	05-'10 Mustang, ABS, 3.31, posi
RAA435-2101D [71440]	83-'86 F150, 3.55	RAA435-2244B [72531]	05-'10 Mustang, ABS, 3.55
RAA435-2101D-P [71742]	83-'86 F150, 3.55, posi	RAA435-2244B-P [77383]	05-'10 Mustang, ABS, 3.55, posi
RAA435-2101E [70135]	83-'86 F150, 4.11	RAA435-2244C [73004]	05-'10 Mustang Shelby, 3.31
RAA435-2101E-P [72470]	83-'86 F150, 4.11, posi	RAA435-2244C-P [78754]	05-'10 Mustang Shelby, 3.31, posi
RAA435-210A [71194]	09-'13 F150, 3.55	RAA435-2244D [78932]	05-'10 Mustang, 3.73
RAA435-210A-P [76998]	09-'13 F150, 3.55, posi	RAA435-2244D-P [77485]	05-'10 Mustang, 3.73, posi
RAA435-210B [77172]	09-'13 F150, 3.73	RAA435-240A [78435]	10-'11 Ranger, rear disc, 3.55
RAA435-210B-P [71278]	09-'13 F150, 3.73, posi	RAA435-240A-P [73669]	10-'11 Ranger, rear disc, 3.55, posi
RAA435-210C [77594]	09-'13 F150, 3.31	RAA435-240B [74620]	10-'11 Ranger, rear disc, 3.73
RAA435-210C-P [70036]	09-'13 F150, 3.31, posi	RAA435-240B-P [71424]	10-'11 Ranger, rear disc, 3.73, posi
RAA435-210D [73757]	09-'14 F150, 3.55	RAA435-240C [75726]	10-'11 Ranger, rear disc, 4.11
RAA435-210D-P [73185]	09-'14 F150, 3.55, posi	RAA435-240C-P [70897]	10-'11 Ranger, rear disc, 4.11, posi
RAA435-210E [72932]	09-'14 F150, 3.73	RAA435-276C [70699]	11-'14 Mustang, 3.73
RAA435-210E-P [71894]	09-'14 F150, 3.73, posi	RAA435-276C-P [76431]	11-'14 Mustang, 3.73, posi
RAA435-210F [78910]	09-'14 F150, 3.31	RAA435-276D [76672]	11-'14 Mustang, 2.73
RAA435-210F-P [73937]	09-'14 F150, 3.31, posi	RAA435-276D-P [71249]	11-'14 Mustang, 2.73, posi
RAA435-2164A [74411]	03-'05 Crown Victoria, ABS, 2.73	RAA435-276E [72634]	11-'14 Mustang, 3.15
RAA435-2164A-P [70205]	03-'05 Crown Victoria, ABS, 2.73, posi	RAA435-276E-P [75974]	11-'14 Mustang, 3.15, posi
RAA435-2164B [78206]	03-'11 Crown Victoria, ABS, 3.27	RAA435-276F [79374]	11-'14 Mustang, 3.73
RAA435-2164B-P [73974]	03-'11 Crown Victoria, ABS, 3.27, posi	RAA435-276F-P [76897]	11-'14 Mustang, 3.73, posi

## Ford 8.8IFS

PART #	Description	PART #	Description
RAA440-116A [71728]	06-'08 F150, 3.55	RAA440-1382 [71288]	03-'05 Expedition, 3.73
RAA440-116B [74179]	06-'08 F150, 3.73	RAA440-1382-P [71718]	03-'05 Expedition, 3.73, posi
RAA440-116C [77406]	06-'08 F150, 4.11	RAA440-195A [73506]	09-'12 F150, Expedition & Navigator, 3.31
RAA440-133A [76590]	07-'08 Expedition, 3.31	RAA440-195B [73355]	09-'12 F150, Expedition & Navigator, 3.55
RAA440-133B [74218]	07-'08 Expedition, 3.91	RAA440-195C [79265]	09-'12 F150, Expedition & Navigator, 3.73
RAA440-1347 [78213]	99-'01 Mustang Cobra, 3.27, posi	RAA440-195D [75465]	09-'12 F150, Expedition & Navigator, 4.11
RAA440-1350A [75269]	97-'98 F150, vacuum assist, 3.08	RAA440-235A [79532]	11-'14 F150, 4.11, posi
RAA440-1350B [79091]	97-'04 F150, 3.31	RAA440-235B [79098]	11-'14 F150 Raptor, 4.11, pos
RAA440-1350C [76791]	97-'04 F150, 3.55	RAA440-1384A [79537]	02-'05 Expedition, 3.27
RAA440-1350D [70802]	97-'04 F150, 3.73	RAA440-1384A-P [77466]	02-'05 Expedition, 3.27, posi
RAA440-1350E [71044]	97-'02 Expedition, non-vacuum assist, 3.31	RAA440-1384B [79072]	02-'05 Expedition, 3.55
RAA440-1350F [73560]	97-'02 Expedition, non-vacuum assist, 3.55	RAA440-1384B-P [73622]	02-'05 Expedition, 3.55, posi i
RAA440-1350G [70025]	97-'02 Expedition, non-vacuum assist, 3.73	RAA440-1384C [75568]	02-'05 Expedition, 3.73
RAA440-1381A [74141]	04-'05 F150, 3.55	RAA440-1384D [77591]	02-'05 Expedition, 3.73, posi
RAA440-1381B [77871]	04-'05 F150, 3.73	RAA440-1386 [74350]	03-'04 Mustang, 3.55
RAA440-1381C [75584]	04-'05 F150, 4.11		

## Ford 8.8IRS Rear

PART #	Description	PART #	Description
RAA440-117A [76486]	06-'07 Explorer, 3.55	RAA440-121A [74988]	07-'10 Explorer, 3.55
RAA440-117A-P [73963]	06-'07 Explorer, 3.55, posi	RAA440-121A-P [71524]	07-'10 Explorer, 3.55, posi
RAA440-117B [73691]	06-'07 Explorer, 3.73	RAA440-121B [72697]	07-'10 Explorer, 3.73
RAA440-117B-P [78649]	06-'07 Explorer, 3.73, posi	RAA440-121B-P [70488]	07-'10 Explorer, 3.73, posi

## Ford 9.75"

PART #	Description	PART #	Description
RAA435-111A [78433]	07-'08 F150, 3.55	RAA435-2029A [73169]	97-'99 F150, rear drum, 3.55
RAA435-111A-P [72999]	07-'08 F150, 3.55, posi	RAA435-2029A-P [79021]	97-'99 F150, rear drum, 3.55, posi
RAA435-111B [79162]	07-'08 F150, 3.55	RAA435-2029B [79462]	98-'99 F150, rear disc, 3.55
RAA435-111B-P [71568]	07-'08 F150, 3.55, posi	RAA435-2029B-P [79181]	98-'99 F150, rear disc, 3.55, posi
RAA435-111C [73206]	07-'08 F150, 3.73	RAA435-2029C [70448]	98-'99 F150, rear drum, 3.73
RAA435-111C-P [75845]	07-'08 F150, 3.73, posi	RAA435-2029C-P [76380]	98-'99 F150, rear drum, 3.73, posi
RAA435-115A [74900]	04-'06 E150, 3.55	RAA435-2029D [76711]	1999 F150, rear disc, 3.73
RAA435-115A-P [73156]	04-'06 E150, 3.55, posi	RAA435-2029D-P [71809]	1999 F150, rear disc, 3.73, posi
RAA435-115B [73869]	04-'06 E150, 3.73	RAA435-2031A [71615]	1999 F150, rear drum 3.55
RAA435-115B-P [70466]	04-'06 E150, 3.73, posi	RAA435-2031A-P [72240]	1999 F150, rear drum 3.55, posi
RAA435-1886 [73144]	97-'00 E150, 3.55	RAA435-2031B [75394]	1999 F150, rear disc, 3.55
RAA435-1886-P [78282]	97-'00 E150, 3.55, posi	RAA435-2031B-P [71270]	1999 F150, rear disc, 3.55, posi
RAA435-1906A [72633]	97-'98 Expedition, 3.31	RAA435-2031C [78604]	1999 F150, rear drum 3.73
RAA435-1906A-P [74083]	97-'98 Expedition, 3.31, posi	RAA435-2031C-P [78140]	1999 F150, rear drum 3.73, posi
RAA435-1906B [75275]	98-'99 Expedition, 3.31	RAA435-2031D [71423]	1999 F150, rear disc, 3.73
RAA435-1906B-P [71219]	98-'99 Expedition, 3.31, posi	RAA435-2031D-P [79362]	1999 F150, rear disc, 3.73, posi
RAA435-1906C [76008]	97-'98 Expedition, 3.73	RAA435-2032A [71220]	99-'00 F150, rear drum, 3.31
RAA435-1906C-P [76837]	97-'98 Expedition, 3.73, posi	RAA435-2032A-P [79182]	99-'00 F150, rear drum, 3.31, posi
RAA435-1906D [71299]	98-'99 Expedition, 3.73	RAA435-2032B [77184]	99-'00 F150, rear disc, 3.31
RAA435-1906D-P [72658]	98-'99 Expedition, 3.73, posi	RAA435-2032B-P [78383]	99-'00 F150, rear disc, 3.31, posi
RAA435-1906E [77123]	1999 Expedition, 3.55	RAA435-2032C [72714]	99-'00 F150, rear drum, 3.55
RAA435-1906E-P [72659]	1999 Expedition, 3.55, posi	RAA435-2032C-P [74574]	99-'00 F150, rear drum, 3.55, posi
RAA435-2019A [76102]	2000 F150, drum brake, 3.55	RAA435-2032D [70148]	99-'00 F150, rear disc, 3.55
RAA435-2019A-P [72215]	2000 F150, drum brake, 3.55, posi	RAA435-2032D-P [77936]	99-'00 F150, rear disc, 3.55, posi
RAA435-2019B [78329]	2000 F150, disc brake, 3.55	RAA435-2032E [76467]	99-'00 F150, rear drum, 3.73
RAA435-2019B-P [70273]	2000 F150, disc brake, 3.55, posi	RAA435-2032E-P [78118]	99-'00 F150, rear drum, 3.73, posi
RAA435-2019C [78143]	2000 F150, disc brake, 3.73	RAA435-2032F [78950]	99-'00 F150, rear drum, 3.73
RAA435-2019C-P [73778]	2000 F150, disc brake, 3.73, posi	RAA435-2032F-P [77276]	99-'00 F150, rear drum, 3.73, posi
RAA435-2021A [71390]	2000 F150, rear drum, stepped housing, 3.55	RAA435-2033A [77996]	97-'99 F150, rear drum, 3.08
RAA435-2021A-P [74742]	2000 F150, rear drum, stepped housing, 3.55, posi	RAA435-2033A-P [72142]	97-'99 F150, rear drum, 3.08, posi
RAA435-2021B [77629]	00-'04 F150, rear disc, stepped housing, 3.31	RAA435-2033B [76671]	97-'99 F150, rear disc, 3.08
RAA435-2021B-P [71016]	00-'04 F150, rear disc, stepped housing, 3.31, posi	RAA435-2033B-P [70733]	97-'99 F150, rear disc, 3.08, posi
RAA435-2021C [78957]	2000 F150, rear drum, stepped housing, 3.55	RAA435-2039A [73277]	00-'02 Expedition, 14mm studs, 3.31
RAA435-2021C-P [75276]	2000 F150, rear drum, stepped housing, 3.55, posi	RAA435-2039A-P [72211]	00-'02 Expedition, 14mm studs, 3.31, posi
RAA435-2021D [75475]	00-'04 F150, rear disc, stepped housing, 3.55	RAA435-2039B [76903]	00-'02 Expedition, 14mm studs, 3.55
RAA435-2021D-P [76821]	00-'04 F150, rear disc, stepped housing, 3.55, posi	RAA435-2039B-P [78302]	99-'02 Expedition, 14mm studs, 3.55, posi
RAA435-2021E [75619]	2000 F150, rear drum stepped housing, 3.73	RAA435-2039C [79126]	99-'02 Expedition, 14mm studs, 3.73
RAA435-2021E-P [75066]	2000 F150, rear drum, stepped housing, 3.73, posi	RAA435-2039C-P [78338]	99-'02 Expedition, 14mm studs, 3.73, posi
RAA435-2021F [73329]	00-'04 F150, rear disc, stepped housing, 3.73	RAA435-2040A [78832]	99-'02 Expedition, 14mm studs, 3.31
RAA435-2021F-P [75812]	00-'04 F150, rear disc, stepped housing, 3.73, posi	RAA435-2040A-P [76166]	99-'02 Expedition, 14mm studs, 3.31, posi
RAA435-2021G [72216]	2000 F150, drum brake, 3.55	RAA435-2040B [75936]	99-'02 Expedition, 14mm studs, 3.55
RAA435-2021H [77978]	00-'03 F150, rear disc, 3.55	RAA435-2040B-P [70410]	99-'02 Expedition, 14mm studs, 3.55, posi
RAA435-2021H-P [71671]	00-'03 F150, rear disc, 3.55, posi	RAA435-2040C [72418]	99-'00 Expedition, 12mm studs, 3.73
RAA435-2021J [73910]	00-'03 F150, rear disc, 3.73	RAA435-2051A [71185]	99-'02 E150, 3.55
RAA435-2021J-P [71752]	00-'03 F150, rear disc, 3.73, posi	RAA435-2051A-P [74696]	99-'02 E150, 3.55, posi
RAA435-2022A [74076]	2000 F150, rear drum, 3.55	RAA435-2051B [77163]	99-'02 E150, 3.55
RAA435-2022A-P [70375]	2000 F150, rear drum, 3.55, posi	RAA435-2051B-P [79102]	99-'02 E150, 3.55, posi
RAA435-2022B [73634]	00-'03 F150, rear disc, 3.55	RAA435-2051C [78162]	99-'02 E150, 3.55
RAA435-2022B-P [77526]	00-'03 F150, rear disc, 3.55, posi	RAA435-2051C-P [70009]	99-'02 E150, 3.55, posi
RAA435-2023A [74852]	1999 F150, rear drum, 3.55	RAA435-2075 [73635]	01-'04 F150 Lightning, 3.73
RAA435-2023A-P [72501]	1999 F150, rear drum, 3.55, posi	RAA435-2075-P [74390]	01-'04 F150 Lightning, 3.73, posi
RAA435-2023B [70170]	1999 F150, rear disc, 3.55	RAA435-211A [79390]	09-'11 F150, 6 lug, w/ electric locker, 3.73
RAA435-2023B-P [72613]	1999 F150, rear disc, 3.55, posi	RAA435-211B [77164]	2011 F150, 6 lug, w/ electric locker, 4.11
RAA435-2024A [73764]	2000 F150, rear drum, 3.31	RAA435-211C [76706]	12-'14 F150, 6 lug, w/ electric locker, 3.15
RAA435-2024A-P [70111]	2000 F150, rear drum, 3.31, posi	RAA435-211D [70726]	12-'14 F150, 6 lug, w/ electric locker, 3.31
RAA435-2024B [78808]	2000 F150, rear disc, 3.31	RAA435-211E [71450]	12-'14 F150, 6 lug, w/ electric locker, 3.55
RAA435-2024B-P [72713]	2000 F150, rear disc, 3.31, posi	RAA435-211F [75247]	12-'14 F150, 6 lug, w/ electric locker, 3.73
RAA435-2024C [73467]	2000 F150, rear drum, 3.55	RAA435-211G [76035]	12-'14 F150, 6 lug, w/ electric locker, 4.11
RAA435-2024C-P [79508]	2000 F150, rear drum, 3.55, posi	RAA435-212A [72992]	09-'11 F150, 6 lug, 3.15
RAA435-2024D [77326]	2000 F150, rear disc, 3.55	RAA435-212A-P [78670]	09-'11 F150, 6 lug, 3.15, posi
RAA435-2024D-P [71171]	2000 F150, rear disc, 3.55, posi	RAA435-212B [78942]	09-'11 F150, 6 lug, 3.31
RAA435-2024E [70725]	2000 F150, rear drum, 3.73	RAA435-212B-P [78405]	09-'11 F150, 6 lug, 3.31, posi
RAA435-2024E-P [74812]	2000 F150, rear drum, 3.73, posi	RAA435-212C [78791]	09-'11 F150, 6 lug, 3.55
RAA435-2024F [79383]	2000 F150, rear disc, 3.73	RAA435-212C-P [73747]	09-'11 F150, 6 lug, 3.55, posi
RAA435-2024F-P [72589]	2000 F150, rear disc, 3.73, posi	RAA435-212D [70123]	09-'11 F150, 6 lug, 3.73

Continued on next page

## Ford 9.75" (Cont.)

PART #	Description	PART #	Description
RAA435-212D-P [70405]	09-'11 F150, 6 lug, 3.73, posi	RAA435-213A-P [72285]	09-'11 F150, 7 lug, 3.73, posi
RAA435-212E [75956]	09-'11 F150, 6 lug, 4.11	RAA435-213B [72402]	12-'14 F150, 7 lug, 3.73
RAA435-212E-P [78662]	09-'11 F150, 6 lug, 4.11, posi	RAA435-213B-P [77139]	12-'14 F150, 7 lug, 3.73, posi
RAA435-212F [72223]	12-'13 F150, 6 lug, 3.15	RAA435-2175A [75213]	02-'03 E150, drum brake, 3.55
RAA435-212F-P [74201]	12-'13 F150, 6 lug, 3.15, posi	RAA435-2175A-P [78920]	02-'03 E150, drum brake, 3.55, posi
RAA435-212G [78111]	12-'13 F150, 6 lug, 3.31	RAA435-2175B [70535]	02-'03 E150, disc brake, 3.55
RAA435-212G-P [75760]	12-'13 F150, 6 lug, 3.31, posi	RAA435-2175B-P [77704]	02-'03 E150, disc brake, 3.55, posi
RAA435-212H [74346]	12-'13 F150, 6 lug, 3.55	RAA435-2209A [75219]	04-'05 F150, disc brake, 3.31
RAA435-212H-P [76959]	12-'13 F150, 6 lug, 3.55, posi	RAA435-2209A-P [74700]	04-'05 F150, disc brake, 3.31, posi
RAA435-212J [75239]	12-'13 F150, 6 lug, 3.73	RAA435-2209B [71705]	04-'05 F150, disc brake, 3.55
RAA435-212J-P [78008]	12-'13 F150, 6 lug, 3.73, posi	RAA435-2209B-P [75449]	04-'05 F150, disc brake, 3.55, posi
RAA435-212K [76334]	12-'13 F150, 6 lug, 4.11	RAA435-2209C [71867]	04-'05 F150, disc brake, 3.73
RAA435-212K-P [75596]	12-'13 F150, 6 lug, 4.11, posi	RAA435-2209C-P [71412]	04-'05 F150, disc brake, 3.73, posi
RAA435-213A [74407]	09-'11 F150, 7 lug, 3.73	RAA435-253 [74237]	2010 F150 Raptor, electric locker, 4.11
		RAA435-278B [70258]	11-'14 F150 Raptor, electric locker, 4.11

## Ford 9.75IRS

PART #	Description	PART #	Description
RAA440-135A [74473]	07-'10 Expedition, 3.31	RAA440-135B [76524]	07-'10 Expedition, 3.73
RAA440-135A-P [74650]	07-'10 Expedition, 3.31, posi	RAA440-135B-P [70646]	07-'10 Expedition, 3.73, posi

## Ford 9.75IRS

PART #	Description	PART #	Description
RAA440-1383A [74755]	2005 Expedition, 3.73	RAA440-1383C [71447]	2005 Expedition, 3.73
RAA440-1383A-P [72281]	2005 Expedition, 3.73, posi	RAA440-1383C-P [75904]	2005 Expedition, 3.73, posi
RAA440-1383B [77401]	03-'05 Expedition, 3.73	RAA440-1383D [76527]	2005 Expedition, 3.31
RAA440-1383B-P [79212]	03-'05 Expedition, 3.73, posi	RAA440-1383D-P [78421]	2005 Expedition, 3.31, posi

## Ford 10.25"

PART #	Description	PART #	Description
RAA435-1445B [71532]	85-'86 SRW, 3.55	RAA435-1497A-P [72348]	87-'97 F350, DRW, 3.55, posi
RAA435-1445B-P [76583]	85-'86 SRW, 3.55, posi	RAA435-1497B [79437]	87-'97 F350, DRW, 4.11
RAA435-1448A [76043]	85-'86 F250, semi float, 3.55	RAA435-1497B-P [71422]	87-'97 F350, DRW, 4.11, posi
RAA435-1448A-P [76951]	85-'86 F250, semi float, 3.55, posi	RAA435-1498A [78142]	87-'97 F350, DRW, non-ABS, cab chassis, 3.55
RAA435-1495A [74740]	87-'97 F250 & F350, SRW, ABS, full float, 3.55	RAA435-1498A-P [72952]	87-'97 F350, DRW, non-ABS, cab chassis, 3.55, posi
RAA435-1495A-P [71462]	87-'97 F250 & F350, SRW, ABS, full float, 3.55, posi	RAA435-1498B [78737]	87-'97 F350, DRW, ABS, cab chassis, 3.55
RAA435-1495B [78221]	87-'88 F250, ABS, full float, 3.73	RAA435-1498B-P [76799]	87-'97 F350, DRW, ABS, cab chassis, 3.55, posi
RAA435-1495B-P [70885]	87-'88 F250, ABS, full float, 3.73, posi	RAA435-1498C [70384]	87-'97 F350, DRW, non-ABS, cab chassis, 4.11
RAA435-1495C [76928]	87-'97 F250 & F350, SRW, ABS, full float, 4.11	RAA435-1498C-P [78514]	87-'97 F350, DRW, non-ABS, cab chassis, 4.11, posi
RAA435-1495C-P [77338]	87-'97 F250 & F350, SRW, ABS, full float, 4.11, posi	RAA435-1498D [77431]	87-'97 F350, DRW, ABS, cab chassis, 4.11
RAA435-1496A [72542]	87-'97 F250, ABS, semi-float, 3.55	RAA435-1498D-P [73468]	87-'97 F350, DRW, ABS, cab chassis, 4.11, posi
RAA435-1496A-P [73098]	87-'97 F250, ABS, semi-float, 3.55, posi	RAA435-1982A [76200]	97-'99 F250, drum brakes, 3.31
RAA435-1496B [79460]	87-'97 F250, ABS, semi-float, 4.11	RAA435-1982A-P [76971]	97-'99 F250, drum brakes, 3.31, posi
RAA435-1496B-P [72391]	87-'97 F250, ABS, semi-float, 4.11, posi	RAA435-1982B [78434]	97-'99 F250, drum brakes, 3.73
RAA435-1496C [72306]	87-'93 F250, non-ABS, semi-float, 3.55	RAA435-1982B-P [71933]	97-'99 F250, drum brakes, 3.73, posi
RAA435-1496C-P [73052]	87-'93 F250, non-ABS, semi-float, 3.55, posi	RAA435-1982C [74617]	97-'99 F250, disc brakes, 3.31
RAA435-1496D [73053]	87-'93 F250, non-ABS, semi-float, 4.11	RAA435-1982C-P [74508]	97-'99 F250, disc brakes, 3.31, posi
RAA435-1496D-P [73075]	87-'93 F250, non-ABS, semi-float, 4.11, posi	RAA435-1982D [76997]	97-'99 F250, disc brakes, 3.73
RAA435-1496E [76589]	87-'89 F250, ABS, semi-float, 3.73	RAA435-2020 [76225]	00-'04 F150, 3.73
RAA435-1496E-P [71098]	87-'89 F250, ABS, semi-float, 3.73, posi	RAA435-2020-P [73633]	00-'04 F150, 3.73, posi
RAA435-1496F [77886]	87-'89 F250, non-ABS, semi-float, 3.73	RAA435-2210 [74486]	04-'08 F150, 7 lug, 4.11
RAA435-1496F-P [71748]	87-'89 F250, non-ABS, semi-float, 3.73, posi	RAA435-2210-P [79637]	04-'08 F150, 7 lug, 4.11, posi
RAA435-1497A [71108]	87-'97 F350, DRW, 3.55		

## Ford 10.5"

PART #	Description	PART #	Description
RAA435-159A [73859]	08-'10 F250 & F350 5.4L, SRW, 3.73	RAA435-159B [74877]	08-'10 F250 & F350 5.4L, SRW, 4.11
RAA435-159A-P [77784]	08-'10 F250 & F350 5.4L, SRW, 3.73, posi	RAA435-159B-P [74954]	08-'10 F250 & F350 5.4L, SRW, 4.11, posi

Continued on next page

# Ford 10.5" (Cont.)

PART #	Description	PART #	Description
RAA435-159C [72313]	08-'10 F250 & F350 5.4L, SRW, 4.30	RAA435-2045B [70870]	00-'01 F350, SRW, 4.11
RAA435-159C-P [78351]	08-'10 F250 & F350 5.4L, SRW, 4.30, posi	RAA435-2045B-P [76663]	00-'01 F350, SRW, 4.11, posi
RAA435-160A [76068]	08-'10 F250 & F350 6.4L, SRW, 3.55	RAA435-2045C [74670]	00-'01 F350, SRW, 3.73
RAA435-160A-P [71438]	08-'10 F250 & F350 6.4L, SRW, 3.55, posi	RAA435-2045C-P [75118]	00-'01 F350, SRW, 3.73, posi
RAA435-160B [72232]	08-'10 F250 & F350 6.4L, SRW, 3.73	RAA435-2045D [79640]	00-'01 F350, SRW, 4.11
RAA435-160B-P [73347]	08-'10 F250 & F350 6.4L, SRW, 3.73, posi	RAA435-2045D-P [76784]	00-'01 F350, SRW, 4.11, posi
RAA435-160C [72100]	08-'10 F250 & F350 6.4L, SRW, 3.31	RAA435-2045E [72514]	00-'01 F350, SRW, 3.73
RAA435-160C-P [76496]	08-'10 F250 & F350 6.4L, SRW, 3.31, posi	RAA435-2045F [76370]	03-'04 F350, SRW, 4.30
RAA435-1976A [70698]	1999 F250 & F350, SRW, 3.73	RAA435-2045F-P [77645]	03-'04 F350, SRW, 4.30, posi
RAA435-1976A-P [75767]	1999 F250 & F350, SRW, 3.73, posi	RAA435-2046A [73905]	01-'02 F350, DRW, 3.73
RAA435-1976B [70291]	1999 F250 & F350, SRW, 4.30	RAA435-2046A-P [77387]	01-'02 F350, DRW, 3.73, posi
RAA435-1976B-P [75430]	1999 F250 & F350, SRW, 4.30, posi	RAA435-2046B [75855]	01-'02 F350, DRW, 4.11
RAA435-1976C [78938]	1999 F250 & F350, SRW, 4.30	RAA435-2046B-P [74333]	01-'02 F350, DRW, 4.11, posi
RAA435-1976C-P [71541]	1999 F250 & F350, SRW, 4.30, posi	RAA435-2046C [72330]	02-'04 F350, DRW, 3.73
RAA435-1976D [78250]	1999 F250 & F350, SRW, 3.73	RAA435-2046C-P [73093]	02-'04 F350, DRW, 3.73, posi
RAA435-1976D-P [79645]	1999 F250 & F350, SRW, 3.73, posi	RAA435-2046D [74345]	02-'04 F350, DRW, 4.11
RAA435-1977A [77761]	1999 F250 & F350, SRW, 3.73	RAA435-2046D-P [75783]	02-'04 F350, DRW, 4.11, posi
RAA435-1977A-P [76771]	1999 F250 & F350, SRW, 3.73, posi	RAA435-206A [70292]	08-'10 F350, cab chassis, 3.73
RAA435-1977B [74267]	1999 F250 & F350, SRW, 3.73	RAA435-206A-P [72419]	08-'10 F350, cab chassis, 3.73, posi
RAA435-1977B-P [71088]	1999 F250 & F350, SRW, 3.73, posi	RAA435-206B [70738]	08-'10 F350, cab chassis, 4.11
RAA435-1977C [73829]	1999 F250 & F350, SRW, 3.73	RAA435-206B-P [77332]	08-'10 F350, cab chassis, 4.11, posi
RAA435-1977C-P [74832]	1999 F250 & F350, SRW, 3.73, posi	RAA435-2246A [70287]	05-'07 F250, 3.73
RAA435-1978A [71683]	1999 F250 & F350, SRW, 3.73	RAA435-2246A-P [73656]	05-'07 F250, 3.73, posi
RAA435-1978A-P [79504]	99-'00 Excursion, SRW, 3.73	RAA435-2246B [76229]	05-'07 F250, 4.11
RAA435-1978B [75791]	99-'00 Excursion, SRW, 4.11	RAA435-2246B-P [79259]	05-'07 F250, 4.11, posi
RAA435-1978B-P [77702]	99-'00 Excursion, SRW, 4.11, posi	RAA435-2246C [73657]	05-'07 F250, 4.30
RAA435-1978C [74389]	99-'00 Excursion, SRW, 4.30	RAA435-2246C-P [75074]	05-'07 F250, 4.30, posi
RAA435-1978C-P [72365]	1999 F250 & F350, SRW, 3.73, posi	RAA435-2246D [71062]	05-'07 F250 & F350, SRW, 3.73
RAA435-1978D [78541]	1999 F250 & F350, SRW, 3.73	RAA435-2246D-P [70834]	05-'07 F250 & F350, SRW, 3.73, posi
RAA435-1978D-P [79619]	1999 F250 & F350, SRW, 3.73, posi	RAA435-2246E [77055]	05-'07 F250 & F350, SRW, 4.11
RAA435-1979A [75443]	99-'00 F350, DRW, 3.73	RAA435-2246E-P [73621]	05-'07 F250 & F350, SRW, 4.11, posi
RAA435-1979A-P [79344]	99-'00 F350, DRW, 3.73, posi	RAA435-228A [71138]	05-'07 F350, SRW, cab chassis, 3.73
RAA435-1979B [72028]	99-'00 F350, DRW, 4.11	RAA435-228A-P [74205]	05-'07 F350, SRW, cab chassis, 3.73, posi
RAA435-1979B-P [72263]	99-'00 F350, DRW, 4.11, posi	RAA435-228B [79133]	05-'07 F350, SRW, cab chassis, 4.11
RAA435-1980A [73904]	99-'00 F350, DRW, 3.73	RAA435-228B-P [71511]	05-'07 F350, SRW, cab chassis, 4.11, posi
RAA435-1980A-P [74427]	99-'00 F350, DRW, 3.73, posi	RAA435-229A [78792]	05-'07 F350, DRW, chassis, 3.73
RAA435-1980B [75881]	99-'00 F350, DRW, 4.11	RAA435-229A-P [74255]	05-'07 F350, DRW, chassis, 3.73, posi
RAA435-1980B-P [72475]	99-'00 F350, DRW, 4.11, posi	RAA435-229B [70107]	05-'07 F350, DRW, chassis, 4.11
RAA435-1980B-POEM [79187]	99-'00 F350, SRW, 4.11	RAA435-229B-P [75517]	05-'07 F350, DRW, chassis, 4.11, posi
RAA435-1980C [76650]	99-'00 F350, SRW, 3.73	RAA435-265A [72585]	11-'12 F350 6.2L, SRW, cab chassis, electric locker, 3.73
RAA435-1980C-P [76165]	99-'00 F350, SRW, 3.73, posi	RAA435-265B [73069]	11-'12 F350 6.2L, SRW, cab chassis, electric locker, 4.11
RAA435-1981A [72578]	99-'00 F350, SRW, 3.73	RAA435-265C [72294]	11-'12 F350 6.2L, SRW, cab chassis, 3.73
RAA435-1981A-P [77045]	99-'00 F350, DRW, 3.73, posi	RAA435-265D [70364]	11-'12 F350 6.2L, SRW, cab chassis, 4.30
RAA435-1981B [70016]	99-'00 F350, DRW, 4.11	RAA435-265E [79312]	13-'14 F350 6.2L, SRW, cab chassis, electric locker, 3.73
RAA435-1981B-P [77964]	99-'00 F350, DRW, 4.11, posi	RAA435-265F [78586]	13-'14 F350 6.2L, SRW, cab chassis, electric locker, 4.30
RAA435-1982D-P [79401]	97-'99 F250, disc brakes, 3.73, posi	RAA435-265G [76625]	13-'14 F350 6.2L, SRW, cab chassis, 3.73
RAA435-2043A [75629]	00-'01 Excursion, F250 & F350, SRW, 3.73	RAA435-266A [73215]	11-'12 F350 6.2L, SRW, cab chassis, electric locker, 3.73
RAA435-2043A-P [74788]	00-'01 Excursion, F250 & F350, SRW, 3.73, posi	RAA435-266B [78879]	11-'12 F350 6.2L, SRW, cab chassis, 3.73
RAA435-2043B [79680]	00-'04 F250 & F350, SRW, 3.73	RAA435-266C [71711]	13-'14 F350 6.2L, SRW, cab chassis, electric locker, 3.73
RAA435-2043B-P [79379]	00-'04 F250 & F350, SRW, 3.73, posi	RAA435-266D [72425]	11-'12 F350 6.2L, SRW, cab chassis, 3.73
RAA435-2043C [76545]	00-'01 Excursion, F250 & F350, SRW, 4.11	RAA435-267A [75664]	11-'12 F250 & F350, gas, SRW, electric locker, 3.73
RAA435-2043C-P [77013]	00-'01 Excursion, F250 & F350, SRW, 4.11, posi	RAA435-267B [74288]	11-'12 F250 & F350, gas, SRW, electric locker, 4.30
RAA435-2043D [70881]	00-'04 F250 & F350, SRW, 4.30	RAA435-267C [72304]	11-'12 F250 & F350, gas, SRW, 3.73
RAA435-2043D-P [75268]	00-'04 F250 & F350, SRW, 4.30, posi	RAA435-267D [73397]	13-'14 F250 & F350, gas, SRW, electric locker, 3.73
RAA435-2043E [78624]	00-'04 Excursion & F350, SRW, 4.11	RAA435-267E [71413]	13-'14 F250 & F350, gas, SRW, electric locker, 4.30
RAA435-2043E-P [73058]	00-'04 Excursion & F350, SRW, 4.11, posi	RAA435-267F [78576]	13-'14 F250 & F350, gas, SRW, 3.73
RAA435-2043F [72978]	02-'04 F350, SRW, 4.30	RAA435-268A [71913]	11-'12 F250 & F350, diesel, SRW, electric locker, 3.31
RAA435-2043F-P [74511]	02-'04 F350, SRW, 4.30, posi	RAA435-268B [72346]	11-'12 F250 & F350, diesel, SRW, electric locker, 3.55
RAA435-2043G [79231]	02-'04 F350, SRW, 3.73	RAA435-268C [73426]	11-'12 F250 & F350, diesel, SRW, 3.31
RAA435-2043G-P [76327]	02-'04 F350, SRW, 3.73, posi	RAA435-268D [70239]	11-'12 F250 & F350, diesel, SRW, 3.55
RAA435-2044A [73330]	00-'01 F350, DRW, 3.73	RAA435-268E [76124]	13-'14 F250 & F350, diesel, SRW, electric locker, 3.31
RAA435-2044A-P [75550]	00-'01 F350, DRW, 3.73, posi	RAA435-268F [72941]	13-'14 F250 & F350, diesel, SRW, electric locker, 3.55
RAA435-2044B [79247]	00-'01 F350, DRW, 4.11	RAA435-268G [78902]	13-'14 F250 & F350, diesel, SRW, 3.31
RAA435-2044B-P [74423]	00-'01 F350, DRW, 4.11, posi	RAA435-268H [76932]	13-'14 F250 & F350, diesel, SRW, 3.55
RAA435-2044C [72888]	00-'04 F350, DRW, 3.73		
RAA435-2044C-P [77618]	00-'04 F350, DRW, 3.73, posi		
RAA435-2044D [70340]	00-'04 F350, DRW, 4.11		
RAA435-2044D-P [75426]	00-'04 F350, DRW, 4.11, posi		
RAA435-2045A [76859]	00-'01 F350, SRW, 3.73		
RAA435-2045A-P [75898]	00-'01 F350, SRW, 3.73, posi		

## GM 12P

PART #	Description	PART #	Description
RAA435-941B [73197]	68-'72 passenger car	RAA435-941B-P [76377]	68-'72 passenger car, posi

## GM D60

PART #	Description	PART #	Description
RAA435-2120A [76438]	02-'05 1500, Quadrasteer, 6 lug, 4.11	RAA435-2234B [70917]	05-'09 Van 3500, SWR, non-active brake, cutaway, 4.11
RAA435-2120B [77788]	02-'05 1500, Quadrasteer, 6 lug, 4.11, w/ locking diff	RAA435-2234B-P [75731]	05-'09 Van 3500, SWR, non-active brake, cutaway, 4.11, posi
RAA435-2180A [78761]	09-'10 Van 2500, non-active brake, 3.73	RAA435-2237A [71340]	04-'05 1500 crew cab, 3.73
RAA435-2180A-P [75903]	09-'10 Van 2500, non-active brake, 3.73, posi	RAA435-2237A-P [75545]	04-'05 1500 crew cab, 3.73, posi
RAA435-2180B [70095]	09-'10 Van 2500, non-active brake, 4.11	RAA435-2237B [73938]	04-'05 1500 crew cab, 4.11
RAA435-2180B-P [73345]	09-'10 Van 2500, non-active brake, 4.11, posi	RAA435-2237B-P [70953]	04-'05 1500 crew cab, 4.11, posi
RAA435-2186A [75915]	03-'04 2500, Quadrasteer, 3.73	RAA435-2238A [71924]	04-'05 2500 Quadrasteer, 3.73
RAA435-2186A-P [70769]	03-'04 2500, Quadrasteer, 3.73, posi	RAA435-2238A-P [72187]	04-'05 2500 Quadrasteer, 3.73, posi
RAA435-2186B [78150]	03-'04 2500, Quadrasteer, 4.11	RAA435-2238B [79667]	04-'05 2500 Quadrasteer, 4.11
RAA435-2186B-P [70717]	03-'04 2500, Quadrasteer, 4.11, posi	RAA435-2238B-P [72224]	04-'05 2500 Quadrasteer, 4.11, posi
RAA435-2233 [77503]	05-'09 Van 3500, SWR, cutaway, 4.11	RAA435-2187A-P	2003 P/U, 3.73
RAA435-2233-P [76220]	05-'09 Van 3500, SWR, cutaway, 4.11, posi	RAA435-2187B-P	2003 P/U, 4.11
RAA435-2234A [78318]	05-'09 Van 3500, SWR, non-active brake, cutaway, 3.73		
RAA435-2234A-P [74287]	05-'09 Van 3500, SWR, non-active brake, cutaway, 3.73, posi		

## GM D70

PART #	Description	PART #	Description
RAA435-1659A [76870]	90-'91 3500, DRW, vin "R" & "V", 3.42	RAA435-2172B-P [78891]	06-'09 Van 3500, DRW, 4.11, posi
RAA435-1659A-P [70202]	90-'91 3500, DRW, vin "R" & "V", 3.42, posi	RAA435-2174A [74535]	06-'09 Van 2500, DRW, 3.73
RAA435-1659B [70896]	90-'91 3500, DRW, vin "R" & "V", 3.73	RAA435-2174A-P [76865]	06-'09 Van 2500, DRW, 3.73, posi
RAA435-2170A [76192]	03-'09 Van 3500, SRW, cutaway, 3.73	RAA435-2174B [76880]	06-'09 Van 2500, DRW, 4.11
RAA435-2170A-P [70212]	03-'09 Van 3500, SRW, cutaway, 3.73, posi	RAA435-2174B-P [72955]	06-'09 Van 2500, DRW, 4.11, posi
RAA435-2170B [77831]	03-'09 Van 3500, SRW, cutaway, 4.11	RAA435-2219 [72190]	04-'06 Express van, SRW, active brake, 3.73
RAA435-2170B-P [77780]	03-'09 Van 3500, SRW, cutaway, 4.11, posi	RAA435-2219-P [77716]	04-'06 Express van, SRW, active brake, 3.73, posi
RAA435-2172A [73332]	06-'09 Van 3500, DRW, 3.73	RAA435-227 [74841]	2009 Van 3500, DRW, 4.11
RAA435-2172A-P [77209]	06-'09 Van 3500, DRW, 3.73, posi	RAA435-227-P [77094]	2009 Van 3500, DRW, 4.11, posi
RAA435-2172B [75630]	06-'09 Van 3500, DRW, 4.11		

## GM D70HD

PART #	Description	PART #	Description
RAA435-1659B-P [70522]	90-'91 3500, DRW, vin "R" & "V", 3.73, posi	RAA435-1659D [76138]	90-'91 3500, DRW, vin "R" & "V", 4.56
RAA435-1659C [79607]	90-'91 3500, DRW, vin "R" & "V", 4.11	RAA435-1659D-P [79397]	90-'91 3500, DRW, vin "R" & "V", 4.56, posi
RAA435-1659C-P [75935]	90-'91 3500, DRW, vin "R" & "V", 4.11, posi		

## GM D80

PART #	Description	PART #	Description
RAA435-1664A [74829]	92-'02 3500HD, 2WD, DRW, non-wide track, 4.63	RAA435-1958A [75307]	96-'02 3500, DRW, 2WD, w/ wrecker prep, 4.63
RAA435-1664A-P [79176]	92-'02 3500HD, 2WD, DRW, non-wide track, 4.63, posi	RAA435-1958A-P [70667]	96-'02 3500, DRW, 2WD, w/ wrecker prep, 4.63, posi
RAA435-1664B [75918]	92-'02 3500HD, 2WD, DRW, non-wide track, 5.13	RAA435-1958B [74164]	96-'02 3500, DRW, 2WD, w/ wrecker prep, 5.13
RAA435-1664B-P [71033]	92-'02 3500HD, 2WD, DRW, non-wide track, 5.13, posi	RAA435-1958B-P [75527]	96-'02 3500, DRW, 2WD, w/ wrecker prep, 5.13, posi
RAA435-1841A [70625]	92-'02 3500HD, DRW, 2WD, wide track, 4.63	RAA435-2117A [78292]	96-'02 3500, DRW wrecker, 2WD, 4.63
RAA435-1841A-P [78196]	92-'02 3500HD, DRW, 2WD, wide track, 4.63, posi	RAA435-2117A-P [74378]	96-'02 3500, DRW wrecker, 2WD, 4.63, posi
RAA435-1841B [70248]	92-'02 3500HD, DRW, 2WD, wide track, 5.13	RAA435-2117B [74429]	96-'02 3500, DRW wrecker, 2WD, 5.13
RAA435-1841B-P [70144]	92-'02 3500HD, DRW, 2WD, wide track, 5.13, posi	RAA435-2117B-P [75932]	96-'02 3500, DRW wrecker, 2WD, 5.13, posi



PART #	Description	PART #	Description
RAA435-1039D [70768]	73-'88 GM 3500, DRW, 4.11	RAA435-1661D-P [73942]	90-'00 2500 & 3500, 2WD, DRW, 4.56, posi
RAA435-1039D-P [78161]	73-'88 GM 3500, DRW, 4.11, posi	RAA435-1663A [75913]	90-'00 3500, 2WD, SRW, 3.42
RAA435-1039E [77909]	73-'88 GM 3500, DRW, 4.56	RAA435-1663A-P [76620]	90-'00 3500, 2WD, SRW, 3.42, posi
RAA435-1039E-P [73354]	73-'88 GM 3500, DRW, 4.56, posi	RAA435-1663B [77607]	90-'00 3500, 2WD, SRW, 3.73
RAA435-153 [75987]	08-'13 Suburban 2500, 3.73	RAA435-1663B-P [77230]	90-'00 3500, 2WD, SRW, 3.73, posi
RAA435-153-P [76349]	08-'13 Suburban 2500, 3.73, posi	RAA435-1663C [76570]	90-'00 3500, 2WD, SRW, 4.11
RAA435-1653A [79601]	90-'00 3500, SRW, 3.42	RAA435-1663C-P [73392]	90-'00 3500, 2WD, SRW, 4.11, posi
RAA435-1653A-P [74425]	90-'00 3500, SRW, 3.42, posi	RAA435-1663D [70579]	90-'00 3500, 2WD, SRW, 4.56
RAA435-1653B [75245]	90-'00 3500, SRW, 3.73	RAA435-1663D-P [75383]	90-'00 3500, 2WD, SRW, 4.56, posi
RAA435-1653B-P [77921]	90-'00 3500, SRW, 3.73, posi	RAA435-1663E [78055]	90-'00 3500, 2WD, SRW, 4.63
RAA435-1653C [74462]	90-'00 3500, SRW, 4.11	RAA435-1663E-P [76203]	90-'00 3500, 2WD, SRW, 4.63, posi
RAA435-1653C-P [79632]	90-'00 3500, SRW, 4.11, posi	RAA435-1663F [77072]	90-'00 3500, 2WD, SRW, 5.13
RAA435-1653D [72479]	90-'00 3500, SRW, 4.56	RAA435-1663F-P [77038]	90-'00 3500, 2WD, SRW, 5.13, posi
RAA435-1653D-P [74591]	90-'00 3500, SRW, 4.56, posi	RAA435-1688A [79062]	92-'00 K3500, SRW, 3.42
RAA435-1655A [77161]	90-'00 2500 & 3500, 4WD, Vin "K", 3.42	RAA435-1688A-P [75888]	92-'00 K3500, SRW, 3.42, posi
RAA435-1655A-P [70511]	90-'00 2500 & 3500, 4WD, Vin "K", 3.42, posi	RAA435-1688B [78638]	92-'00 K3500, SRW, 3.73
RAA435-1655B [74500]	90-'00 2500 & 3500, 4WD, Vin "K", 3.73	RAA435-1688B-P [76765]	92-'00 K3500, SRW, 3.73, posi
RAA435-1655B-P [76938]	90-'00 2500 & 3500, 4WD, Vin "K", 3.73, posi	RAA435-1688C [70272]	92-'00 K3500, SRW, 4.11
RAA435-1655C [75363]	90-'00 2500 & 3500, 4WD, Vin "K", 4.11	RAA435-1688C-P [70596]	92-'00 K3500, SRW, 4.11, posi
RAA435-1655C-P [78849]	90-'00 2500 & 3500, 4WD, Vin "K", 4.11, posi	RAA435-1688D [71036]	92-'00 K3500, SRW, 4.56
RAA435-1655D [74312]	90-'00 2500 & 3500, 4WD, Vin "K", 4.56	RAA435-1688D-P [70023]	92-'00 K3500, SRW, 4.56, posi
RAA435-1655D-P [76912]	90-'00 2500 & 3500, 4WD, Vin "K", 4.56, posi	RAA435-1872 [76313]	96-'02 Van 2500, 3.73
RAA435-1656A [76974]	90-'00 3500, DRW, non-wide track, 3.42	RAA435-1872-P [71334]	96-'02 Van 2500, 3.73, posi
RAA435-1656A-P [70681]	90-'00 3500, DRW, non-wide track, 3.42, posi	RAA435-1873 [78585]	96-'02 Cutaway van 3500, SRW, 3.73
RAA435-1656B [77951]	90-'00 3500, DRW, non-wide track, 3.73	RAA435-1873-P [76796]	96-'02 Cutaway van 3500, SRW, 3.73, posi
RAA435-1656B-P [75071]	90-'00 3500, DRW, non-wide track, 3.73, posi	RAA435-1874 [72350]	96-'02 Cutaway van 3500, DRW, 4.10
RAA435-1656C [75988]	90-'00 3500, DRW, non-wide track, 4.11	RAA435-1874-P [74794]	96-'02 Cutaway van 3500, DRW, 4.10, posi
RAA435-1656C-P [78818]	90-'00 3500, DRW, non-wide track, 4.11, posi	RAA435-1957A [76477]	99-'05 1500, 3.73
RAA435-1656D [72134]	90-'00 3500, DRW, non-wide track, 4.56	RAA435-1957A-P [79361]	99-'05 1500, 3.73, posi
RAA435-1656D-P [73268]	90-'00 3500, DRW, non-wide track, 4.56, posi	RAA435-1957B [78171]	99-'05 1500, 4.11
RAA435-1657A [72670]	90-'00 3500, DRW, wide track, 3.42	RAA435-1957B-P [70979]	99-'05 1500, 4.11, posi
RAA435-1657A-P [72557]	90-'00 3500, DRW, wide track, 3.42, posi	RAA435-2182A [79364]	01-'05 2500, 3.73
RAA435-1657B [70402]	90-'00 3500, DRW, wide track, 3.73	RAA435-2182A-P [70527]	01-'05 2500, 3.73, posi
RAA435-1657B-P [77624]	90-'00 3500, DRW, wide track, 3.73, posi	RAA435-2182B [74924]	01-'05 2500, 4.11
RAA435-1657C [71228]	90-'00 3500, DRW, wide track, 4.11	RAA435-2182B-P [70943]	01-'05 2500, 4.11, posi
RAA435-1657C-P [72820]	90-'00 3500, DRW, wide track, 4.11, posi	RAA435-220A [75993]	09-'10 Silverado 2500, active brake, 3.73
RAA435-1657D [78630]	90-'00 3500, DRW, wide track, 4.56	RAA435-220A-P [71587]	09-'10 Silverado 2500, active brake, 3.73, posi
RAA435-1657D-P [71136]	90-'00 3500, DRW, wide track, 4.56, posi	RAA435-220B [74578]	09-'10 Silverado 2500, active brake, 4.11
RAA435-1658A [71776]	90-'00 3500, DRW, non-wide track, 3.42	RAA435-220B-P [75899]	09-'10 Silverado 2500, active brake, 4.11, posi
RAA435-1658A-P [73233]	90-'00 3500, DRW, non-wide track, 3.42, posi	RAA435-2262A [72361]	07-'08 Silverado 2500, non-active brake, 3.73
RAA435-1658B [72794]	90-'00 3500, DRW, non-wide track, 3.73	RAA435-2262A-P [78733]	07-'08 Silverado 2500, non-active brake, 3.73, posi
RAA435-1658B-P [70210]	90-'00 3500, DRW, non-wide track, 3.73, posi	RAA435-2262B [77988]	07-'08 Silverado 2500, non-active brake, 4.11
RAA435-1658C [79343]	90-'00 3500, DRW, non-wide track, 4.11	RAA435-2262B-P [72195]	07-'08 Silverado 2500, non-active brake, 4.11, posi
RAA435-1658C-P [71153]	90-'00 3500, DRW, non-wide track, 4.11, posi	RAA435-261 [71446]	2010 Van 2500 & 3500, non-active brake, 3.54
RAA435-1658D [71860]	90-'00 3500, DRW, non-wide track, 4.56	RAA435-261-P [75717]	2010 Van 2500 & 3500, non-active brake, 3.54, posi
RAA435-1658D-P [74895]	90-'00 3500, DRW, non-wide track, 4.56, posi	RAA435-263 [74804]	10-'13 Van 3500, SRW, cutaway, non-active brake, 3.54
RAA435-1660A [71411]	90-'91 3500, 2WD, DRW, 3.42	RAA435-263-P [71806]	10-'13 Van 3500, SRW, cutaway, non-active brake, 3.54, posi
RAA435-1660A-P [78611]	90-'91 3500, 2WD, DRW, 3.42, posi	RAA435-264A [71648]	10-'13 Van 3500, SRW, cutaway, non-active brake, 3.73
RAA435-1660B [76939]	90-'91 3500, 2WD, DRW, 3.73	RAA435-264A-P [79225]	10-'13 Van 3500, SRW, cutaway, non-active brake, 3.73, posi
RAA435-1660B-P [79329]	90-'91 3500, 2WD, DRW, 3.73, posi	RAA435-264B [72984]	10-'13 Van 3500, SRW, cutaway, non-active brake, 4.11
RAA435-1660C [77910]	90-'91 3500, 2WD, DRW, 4.11	RAA435-264B-P [71094]	10-'13 Van 3500, SRW, cutaway, non-active brake, 4.11, posi
RAA435-1660C-P [72859]	90-'91 3500, 2WD, DRW, 4.11, posi	RAA435-274A [73273]	11-'14 3500, 3.73
RAA435-1660D [71092]	90-'91 3500, 2WD, DRW, 4.56	RAA435-274A-P [75075]	11-'14 3500, 3.73, posi
RAA435-1660D-P [79584]	90-'91 3500, 2WD, DRW, 4.56, posi	RAA435-274B [79255]	11-'14 3500, 4.11
RAA435-1661A [74896]	90-'00 2500 & 3500, 2WD, DRW, 3.42	RAA435-274B-P [77848]	11-'14 3500, 4.11, posi
RAA435-1661A-P [78266]	90-'00 2500 & 3500, 2WD, DRW, 3.42, posi	RAA435-275B [70004]	11-'14 Silverado & Sierra 2500/3500, diesel, SRW, 4.11
RAA435-1661B [76800]	90-'00 2500 & 3500, 2WD, DRW, 3.73		
RAA435-1661B-P [75296]	90-'00 2500 & 3500, 2WD, DRW, 3.73, posi		
RAA435-1661C [71164]	90-'00 2500 & 3500, 2WD, DRW, 4.11		
RAA435-1661C-P [78382]	90-'00 2500 & 3500, 2WD, DRW, 4.11, posi		
RAA435-1661D [70365]	90-'00 2500 & 3500, 2WD, DRW, 4.56		

## GM 7.2IFS

PART #	Description	PART #	Description
RAA440-1318A [71845]	97-'98 Astro & Safari van, flat yoke, 3.42	RAA440-1364J [72568]	88-'89 S10 & S15, non-ZR2, 4.11
RAA440-1318B [70037]	97-'98 Astro & Safari van, flat yoke, 3.73	RAA440-1364K [78841]	90-'96 Astro & Safari van, 3.42
RAA440-1318A [71845]	97-'98 Astro & Safari van, flat yoke, 3.42	RAA440-1364M [73673]	90-'96 Astro & Safari van, 3.73
RAA440-1318B [70037]	97-'98 Astro & Safari van, flat yoke, 3.73	RAA440-1365A [77174]	97-'03 S20 & S15, non-ZR2, auto transmission, 3.08
RAA440-1320A [71076]	97-'99 Bravada, 3.42	RAA440-1365B [71195]	97-'03 S20 & S15, non-ZR2, auto transmission, 3.42
RAA440-1320B [73346]	97-'01 Bravada, 3.73	RAA440-1365C [73159]	97-'03 S20 & S15, non-ZR2, auto transmission, 3.73
RAA440-1323 [73578]	97-'05 S10 & S15, 3.73	RAA440-1366 [79338]	97-'03 S10 & S15, non-ZR2, manual transmission, 3.42
RAA440-1327 [79046]	97-'05 S10 & S15, 3.73	RAA440-1371B [70156]	2002 Envoy & Bravada, 3.73
RAA440-1353A [70706]	99-'05 Astro & Safari van, 3.42	RAA440-1371C [73724]	2002 Envoy & Bravada, 4.11
RAA440-1353B [70114]	99-'05 Astro & Safari van, 3.73	RAA440-1371D [71119]	03-'05 Trailblazer & Envoy, 3.42
RAA440-1364C [75095]	83-'87 S10 & S15, 3.42	RAA440-1371E [78243]	03-'05 Trailblazer & Envoy, 3.73
RAA440-1364D [72218]	83-'87 S10 & S15, 3.73	RAA440-1371F [74395]	03-'05 Trailblazer & Envoy, 4.11
RAA440-1364E [79646]	83-'87 S10 & S15, 4.11	RAA440-1389A [70744]	03-'14 van, 3.42
RAA440-1364F [75551]	88-'89 S10 & S15, non-ZR2, 3.08	RAA440-1389B [74536]	03-'14 van, 3.73
RAA440-1364G [71632]	88-'89 S10 & S15, non-ZR2, 3.42	RAA440-176A [79169]	1997 Blazer & Bravada, AWD, 3.73
RAA440-1364H [70459]	88-'89 S10 & S15, non-ZR2, 3.73	RAA440-176B [72890]	1997 S10 & S15, AWD, 3.73

## GM 7.5"

PART #	Description	PART #	Description
RAA435-114 [76299]	98-'02 Camaro & Firebird, with traction control	RAA435-1795B [71653]	95-'97 Camaro & Firebird, disc brakes, traction control, 3.08
RAA435-1214A [73200]	78-'88 passenger car	RAA435-1795B-P [77249]	95-'97 Camaro & Firebird, disc brakes, traction control, 3.08, posi
RAA435-1214A-P [76258]	78-'88 passenger car, posi	RAA435-1795C [78178]	95-'97 Camaro & Firebird, disc brakes, traction control, 3.23
RAA435-1214B [79446]	78-'88 passenger car	RAA435-1795C-P [76981]	95-'97 Camaro & Firebird, disc brakes, traction control, 3.23, posi
RAA435-1214B-P [76287]	78-'88 passenger car, posi	RAA435-1795D [75608]	95-'97 Camaro & Firebird, disc brakes, traction control, 3.42
RAA435-1404 [77525]	82-'87 Camaro & Firebird, disc brakes, 3.23	RAA435-1795D-P [74090]	95-'97 Camaro & Firebird, disc brakes, traction control, 3.42, posi
RAA435-1404A [78028]	82-'87 Camaro & Firebird, disc brakes, 3.42	RAA435-1795-P [78278]	95-'97 Camaro & Firebird, disc brakes, traction control, posi
RAA435-1404A-P [74102]	82-'87 Camaro & Firebird, disc brakes, 3.42, posi	RAA435-1825A [73610]	95-'97 S10 & S15, 2WD, 3.08
RAA435-1404B [77098]	82-'87 Camaro & Firebird, disc brakes, 3.73	RAA435-1825A-P [73601]	95-'97 S10 & S15, 2WD, 3.08, posi
RAA435-1404B-P [74221]	82-'87 Camaro & Firebird, disc brakes, 3.73, posi	RAA435-1825B [71332]	95-'97 S10 & S15, 2WD, 3.42
RAA435-1404-P [79070]	82-'87 Camaro & Firebird, disc brakes, 3.23, posi	RAA435-1825B-P [71378]	95-'97 S10 & S15, 2WD, 3.42, posi
RAA435-1405 [73737]	82-'87 Camaro & Firebird, drum brakes, 3.23	RAA435-1827A [72177]	95-'97 S10 & S15, 4WD, 3.08
RAA435-1405A [74960]	82-'87 Camaro & Firebird, drum brakes, 3.42	RAA435-1827A-P [70605]	95-'97 S10 & S15, 4WD, 3.08, posi
RAA435-1405A-P [75757]	82-'87 Camaro & Firebird, drum brakes, 3.42, posi	RAA435-1827B [71762]	95-'97 S10 & S15, 4WD, 3.42
RAA435-1405B [71590]	82-'87 Camaro & Firebird, drum brakes, 3.73	RAA435-1827B-P [71861]	95-'97 S10 & S15, 4WD, 3.42, posi
RAA435-1405B-P [75897]	82-'87 Camaro & Firebird, drum brakes, 3.73, posi	RAA435-1827C [74923]	95-'97 S10 & S15, 4WD, 3.73
RAA435-1405-P [72300]	82-'87 Camaro & Firebird, drum brakes, 3.23, posi	RAA435-1827C-P [71599]	95-'97 S10 & S15, 4WD, 3.73, posi
RAA435-1630 [78092]	90-'92 Camaro & Firebird, disc brake, posi	RAA435-1932 [70147]	98-'02 Camaro & Firebird, traction control
RAA435-1630-P [70408]	90-'92 Camaro & Firebird, disc brake, posi	RAA435-1932A [71709]	98-'02 Camaro & Firebird, traction control, 2.73
RAA435-1647 [70201]	93-'97 Camaro & Firebird, drum brake	RAA435-1932A-P [72178]	98-'02 Camaro & Firebird, traction control, 2.73, posi
RAA435-1647A [73205]	93-'97 Camaro & Firebird, drum brake, 2.73	RAA435-1932B [73066]	98-'02 Camaro & Firebird, traction control, 3.08
RAA435-1647A-P [77071]	93-'97 Camaro & Firebird, drum brake, 2.73, posi	RAA435-1932B-P [73671]	98-'02 Camaro & Firebird, traction control, 3.08, posi
RAA435-1647B [78860]	93-'97 Camaro & Firebird, drum brake, 3.08	RAA435-1932C [72584]	98-'02 Camaro & Firebird, traction control, 3.23
RAA435-1647B-P [75682]	93-'97 Camaro & Firebird, drum brake, 3.08, posi	RAA435-1932C-P [74569]	98-'02 Camaro & Firebird, traction control, 3.23, posi
RAA435-1647C [70492]	93-'97 Camaro & Firebird, drum brake, 3.23	RAA435-1932D [75181]	98-'02 Camaro & Firebird, traction control, 3.42
RAA435-1647C-P [75780]	93-'97 Camaro & Firebird, drum brake, 3.23, posi	RAA435-1932D-P [72666]	98-'02 Camaro & Firebird, traction control, 3.42, posi
RAA435-1647D [76266]	93-'97 Camaro & Firebird, drum brake, 3.42	RAA435-1932-P [79528]	98-'02 Camaro & Firebird, traction control
RAA435-1647D-P [71504]	93-'97 Camaro & Firebird, drum brake, 3.42, posi	RAA435-1933 [77582]	98-'02 Camaro & Firebird, traction control
RAA435-1647-P [70623]	93-'97 Camaro & Firebird, drum brake	RAA435-1933A [72463]	98-'02 Camaro & Firebird, non-traction control
RAA435-1648 [77339]	93-'97 Camaro & Firebird, disc brake	RAA435-1933A-P [75677]	98-'02 Camaro & Firebird, non-traction control, 2.73
RAA435-1648A [72854]	93-'97 Camaro & Firebird, disc brake, 2.73	RAA435-1933B [71439]	98-'02 Camaro & Firebird, non-traction control, 2.73, posi
RAA435-1648A-P [71492]	93-'97 Camaro & Firebird, disc brake, 2.73, posi	RAA435-1933B-P [78641]	98-'02 Camaro & Firebird, non-traction control, 3.08
RAA435-1648B [70578]	93-'97 Camaro & Firebird, disc brake, 3.08		
RAA435-1648B-P [76795]	93-'97 Camaro & Firebird, disc brake, 3.08, posi		
RAA435-1648C [70033]	93-'97 Camaro & Firebird, disc brake, 3.23		
RAA435-1648C-P [71069]	93-'97 Camaro & Firebird, disc brake, 3.23, posi		
RAA435-1648D [78817]	93-'97 Camaro & Firebird, disc brake, 3.42		
RAA435-1648D-P [72712]	93-'97 Camaro & Firebird, disc brake, 3.42, posi		
RAA435-1648-P [79479]	93-'97 Camaro & Firebird, disc brake, posi		
RAA435-1795 [73943]	95-'97 Camaro & Firebird, disc brakes, traction control		
RAA435-1795A [74491]	95-'97 Camaro & Firebird, disc brakes, traction control, 2.73		
RAA435-1795A-P [76872]	95-'97 Camaro & Firebird, disc brakes, traction control, 2.73, posi		

# GM 7.5" (Cont.)

PART #	Description	PART #	Description
RAA435-1933C [75870]	98-'02 Camaro & Firebird, non-traction control, 3.08, posi	RAA435-2102C [79050]	94-'97 S10, S15 & Sonoma, 2WD, w/ 3rd shock, 3.73
RAA435-1933C-P [78130]	98-'02 Camaro & Firebird, non-traction control, 3.23	RAA435-2102C-P [73151]	94-'97 S10, S15 & Sonoma, 2WD, w/ 3rd shock, 3.73, posi
RAA435-1933D [73127]	98-'02 Camaro & Firebird, non-traction control, 3.23, posi	RAA435-2102D [70679]	94-'97 S10, S15 & Sonoma, 2WD, w/ 3rd shock, 4.11
RAA435-1933D-P [71614]	98-'02 Camaro & Firebird, non-traction control, 3.42	RAA435-2102D-P [71034]	94-'97 S10, S15 & Sonoma, 2WD, w/ 3rd shock, 4.11, posi
RAA435-1933-P [72101]	98-'02 Camaro & Firebird, non-traction control, 3.42, posi	RAA435-2102E [76972]	98-'03 S10, S15 & Sonoma, 2WD, non-sport package, w/ 3rd shock, 3.08
RAA435-1934A [77787]	98-'00 S10 & S15, 2WD, 3.08	RAA435-2102E-P [78268]	98-'03 S10, S15 & Sonoma, 2WD, non-sport package, w/ 3rd shock, 3.08, posi
RAA435-1934A-P [73280]	98-'00 S10 & S15, 2WD, 3.08, posi	RAA435-2102F [79499]	98-'03 S10, S15 & Sonoma, 2WD, non-sport package, w/ 3rd shock, 3.42
RAA435-1934B [74286]	98-'05 S10 & S15, 2WD, 3.42	RAA435-2102F-P [70541]	98-'03 S10, S15 & Sonoma, 2WD, non-sport package, w/ 3rd shock, 3.42, posi
RAA435-1934B-P [73129]	98-'05 S10 & S15, 2WD, 3.42, posi	RAA435-2102G [71154]	98-'03 S10, S15 & Sonoma, 2WD, non-sport package, w/ 3rd shock, 3.73
RAA435-1936A [71190]	98-'05 S10 & S15, 4WD, 3.08	RAA435-2102G-P [70042]	98-'03 S10, S15 & Sonoma, 2WD, non-sport package, w/ 3rd shock, 3.73, posi
RAA435-1936A-P [78884]	98-'05 S10 & S15, 4WD, 3.08, posi	RAA435-2102H [76160]	98-'03 S10, S15 & Sonoma, 2WD, non-sport package, w/ 3rd shock, 4.11
RAA435-1936B [70442]	98-'05 S10, 3.42	RAA435-2102H-P [74821]	98-'03 S10, S15 & Sonoma, 2WD, non-sport package, w/ 3rd shock, 4.11, posi
RAA435-1936B-P [76369]	98-'05 S10, 3.42, posi	RAA435-2110C [70327]	83-'97 S10, 3.42
RAA435-1936C [76426]	98-'05 S10, 3.73	RAA435-2110C-P [78941]	83-'97 S10, 3.42, posi
RAA435-1936C-P [79473]	98-'05 S10, 3.73, posi	RAA435-2110D [78681]	83-'97 S10, 3.73
RAA435-1944A [74304]	98-'99 Bravada, 3.42	RAA435-2110D-P [71290]	83-'97 S10, 3.73, posi
RAA435-1944A-P [74215]	98-'99 Bravada, 3.42, posi	RAA435-2110E [72381]	83-'97 S10, 4.11
RAA435-1944B [77769]	98-'99 Bravada, 3.73	RAA435-2110E-P [79333]	83-'97 S10, 4.11, posi
RAA435-1944B-P [73253]	98-'99 Bravada, 3.73, posi	RAA435-2111A [74869]	90-'03 Astro & Safari van, 4 wheel ABS, 3.23
RAA435-1965A [75768]	98-'03 S10 & S15, 2WD, chassis package, 3.08	RAA435-2111A-P [72948]	90-'03 Astro & Safari van, 4 wheel ABS, 3.23, posi
RAA435-1965A-P [72439]	98-'03 S10 & S15, 2WD, chassis package, 3.08, posi	RAA435-2111B [78391]	90-'03 Astro & Safari van, 4 wheel ABS, 3.42
RAA435-1965B [70691]	98-'03 S10 & S15, 2WD, chassis package, 3.42	RAA435-2111B-P [74766]	90-'03 Astro & Safari van, 4 wheel ABS, 3.42, posi
RAA435-1965B-P [78021]	98-'03 S10 & S15, 2WD, chassis package, 3.42, posi	RAA435-2111C [77636]	90-'03 Astro & Safari van, 4 wheel ABS, 3.73
RAA435-1965C [79727]	98-'03 S10 & S15, 2WD, chassis package, 3.73	RAA435-2111C-P [70227]	90-'03 Astro & Safari van, 4 wheel ABS, 3.73, posi
RAA435-1965C-P [71780]	98-'03 S10 & S15, 2WD, chassis package, 3.73, posi	RAA435-2111D [73847]	85-'86 Astro & Safari van, 2.56
RAA435-1965D [73515]	98-'03 S10 & S15, 2WD, chassis package, 4.11	RAA435-2111D-P [79168]	85-'86 Astro & Safari van, 2.56, posi
RAA435-1965D-P [77156]	98-'03 S10 & S15, 2WD, chassis package, 4.11, posi	RAA435-2111E [79237]	85-'89 Astro & Safari van, 2.73
RAA435-2098A [74269]	98-'03 S10 & S15, 4WD, 3.08	RAA435-2111E-P [70662]	85-'89 Astro & Safari van, 2.73, posi
RAA435-2098A-P [78579]	98-'03 S10 & S15, 4WD, 3.08, posi	RAA435-2111F [70597]	85-'89 Astro & Safari van, 3.08
RAA435-2098B [74688]	98-'03 S10 & S15, 4WD, 3.42	RAA435-2111F-P [75620]	85-'89 Astro & Safari van, 3.08, posi
RAA435-2098B-P [70712]	98-'03 S10 & S15, 4WD, 3.42, posi	RAA435-2111G [71004]	85-'95 Astro & Safari van, 3.08
RAA435-2098C [71505]	98-'03 S10 & S15, 4WD, 3.73	RAA435-2111G-P [76427]	85-'95 Astro & Safari van, 3.08, posi
RAA435-2098C-P [77733]	98-'03 S10 & S15, 4WD, 3.73, posi	RAA435-2111H [73287]	85-'95 Astro & Safari van, 3.42
RAA435-2099H [78783]	98-'03 S10 & S15, 4WD, w/o 3rd shock, 3.08	RAA435-2111H-P [75716]	85-'95 Astro & Safari van, 3.42, posi
RAA435-2099H-P [75412]	98-'03 S10 & S15, 4WD, w/o 3rd shock, 3.08, posi	RAA435-2111J [79672]	85-'95 Astro & Safari van, 3.73
RAA435-2099J [76641]	98-'03 S10 & S15, 4WD, w/o 3rd shock, 3.42	RAA435-2111J-P [74406]	85-'95 Astro & Safari van, 3.73, posi
RAA435-2099J-P [76760]	98-'03 S10 & S15, 4WD, w/o 3rd shock, 3.42, posi	RAA435-2111K [75297]	85-'95 Astro & Safari van, 4.11
RAA435-2099K [70366]	98-'03 S10 & S15, 4WD, w/o 3rd shock, 3.73	RAA435-2111K-P [75369]	85-'95 Astro & Safari van, 4.11, posi
RAA435-2099K-P [77315]	98-'03 S10 & S15, 4WD, w/o 3rd shock, 3.73, posi	RAA435-2111M [76904]	85-'87 Astro & Safari van, 4.11
RAA435-2099M [79224]	98-'03 S10 & S15, 4WD, w/o 3rd shock, 4.11	RAA435-2111M-P [70974]	85-'87 Astro & Safari van, 4.11, posi
RAA435-2099M-P [75029]	98-'03 S10 & S15, 4WD, w/o 3rd shock, 4.11, posi	RAA435-2111N [77639]	95-'00 Astro & Safari van, 4 wheel ABS, 3.23
RAA435-2099U [73120]	98-'03 S10 & S15, 4WD, w/o sport package or 3rd shock, 3.08	RAA435-2111N-P [73527]	95-'00 Astro & Safari van, 4 wheel ABS, 3.23, posi
RAA435-2099U-P [75637]	98-'03 S10 & S15, 4WD, w/o sport package or 3rd shock, 3.08, posi	RAA435-2111P [74554]	95-'00 Astro & Safari van, 4 wheel ABS, 3.42
RAA435-2099V [77299]	98-'03 S10 & S15, 4WD, w/o sport package or 3rd shock, 3.42	RAA435-2111P-P [72761]	95-'00 Astro & Safari van, 4 wheel ABS, 3.42, posi
RAA435-2099V-P [74123]	98-'03 S10 & S15, 4WD, w/o sport package or 3rd shock, 3.42, posi	RAA435-2111Q [70136]	95-'00 Astro & Safari van, 4 wheel ABS, 3.73
RAA435-2099W [71073]	98-'03 S10 & S15, 4WD, w/o sport package or 3rd shock, 3.73	RAA435-2111Q-P [71518]	95-'00 Astro & Safari van, 4 wheel ABS, 3.73, posi
RAA435-2099W-P [70118]	98-'03 S10 & S15, 4WD, w/o sport package or 3rd shock, 3.73, posi	RAA435-2148A [77703]	2003 Astro & Safari van, 3.42
RAA435-2099X [75147]	98-'03 S10 & S15, 4WD, w/o sport package or 3rd shock, 4.11	RAA435-2148A-P [70983]	2003 Astro & Safari van, 3.42, posi
RAA435-2099X-P [78714]	98-'03 S10 & S15, 4WD, w/o sport package or 3rd shock, 4.11, posi	RAA435-2148B [74513]	2003 Astro & Safari van, 3.73
RAA435-2102A [71449]	94-'97 S10, S15 & Sonoma, 2WD, w/ 3rd shock, 3.08	RAA435-2148B-P [74941]	2003 Astro & Safari van, 3.73, posi
RAA435-2102A-P [79159]	94-'97 S10, S15 & Sonoma, 2WD, w/ 3rd shock, 3.08, posi	RAA435-214B-P [73882]	2003 Astro & Safari van, 3.73, posi
RAA435-2102B [72802]	94-'97 S10, S15 & Sonoma, 2WD, w/ 3rd shock, 3.42	RAA435-2212A [76761]	03-'05 Astro & Safari van, 3.42
RAA435-2102B-P [71172]	94-'97 S10, S15 & Sonoma, 2WD, w/ 3rd shock, 3.42, posi	RAA435-2212A-P [76762]	03-'05 Astro & Safari van, 3.42, posi
		RAA435-2212B [72397]	03-'05 Astro & Safari van, 3.73
		RAA435-2212B-P [79536]	03-'05 Astro & Safari van, 3.73, posi

## GM 7.6IFS

PART #	Description	PART #	Description
RAA440-130 [70137]	07-'12 Yukon & Escalade, AWD, 3.42	RAA440-1336B [75178]	99-'06 1500, disc brake, 4.11
RAA440-131A [77411]	07-'13 Silverado, Sierra, Yukon & Suburban, 3.42	RAA440-1336B-BARE [77232]	88-'07 1500, RH needle bearing
RAA440-131B [76335]	07-'13 Silverado, Sierra, Yukon & Suburban, 3.73	RAA440-1362 [76344]	01-'05 1500, AWD, 3.73
RAA440-131C [70376]	07-'13 Silverado, Sierra, Yukon & Suburban, 4.11	RAA440-1362B [73481]	01-'05 1500, AWD, 4.11
RAA440-131C-BARE [79097]	07-'13 Silverado, Sierra, Yukon & Suburban	RAA440-1362-BARE [74785]	01-'07 1500
RAA440-131D [77795]	07-'13 Silverado, Sierra, Yukon & Suburban, 3.08	RAA440-1388 [70985]	02-'05 Sierra & Silverado 1500, AWD, 4.11
RAA440-131D-BARE [71579]	07-'13 Silverado, Sierra, Yukon & Suburban	RAA440-1437 [71972]	99-'06 Sierra & Silverado 1500, 3.42
RAA440-1336A [79689]	99-'06 1500, disc brake, 3.73	RAA440-1438 [73670]	2005 Tahoe & Yukon, AWD, 3.42
RAA440-1336A-BARE [75590]	88-'07 1500, RH needle bearing		

## GM 7.75IRS

PART #	Description	PART #	Description
RAA440-1404 [75349]	05-'06 GTO, 3.46	RAA440-159 [71112]	2004 GTO

## GM 8.0"

PART #	Description	PART #	Description
RAA435-184 [78590]	09-'12 Colorado & Canyon, 2WD, 3.42		4.11, posi
RAA435-184-P [70226]	09-'12 Colorado & Canyon, 2WD, 3.42, posi	RAA435-2119B [70843]	02-'05 Envoy & Trailblazer, 3.73
RAA435-187 [71987]	09-'12 Colorado & Canyon, 3.73	RAA435-2119B-P [74862]	02-'05 Envoy & Trailblazer, 3.73, posi
RAA435-187-P [73421]	09-'12 Colorado & Canyon, 3.73, posi	RAA435-2215A [71402]	04-'08 Colorado & Canyon, 2WD, 3.42
RAA435-2118A [72076]	02-'05 Envoy & Trailblazer, 3.42	RAA435-2215A-P [70695]	04-'08 Colorado & Canyon, 2WD, 3.42, posi
RAA435-2118A-P [74216]	02-'05 Envoy & Trailblazer, 3.42, posi	RAA435-2215B [73620]	04-'08 Colorado & Canyon, 2WD, 3.73
RAA435-2118B [79252]	02-'05 Envoy & Trailblazer, 3.73	RAA435-2215B-P [70598]	04-'08 Colorado & Canyon, 2WD, 3.73, posi
RAA435-2118B-P [79591]	02-'05 Envoy & Trailblazer, 3.73, posi	RAA435-2215C [76838]	04-'08 Colorado & Canyon, 2WD, 4.11
RAA435-2118B-P-OEM [78491]	1500, 3.73, posi	RAA435-2215C-P [74987]	04-'08 Colorado & Canyon, 2WD, 4.11, posi
RAA435-2118C [72954]	02-'05 Envoy & Trailblazer, 4.11	RAA435-2216A [70692]	04-'08 Colorado & Canyon Z85, 2WD, 3.42
RAA435-2118C-P [78180]	02-'05 Envoy & Trailblazer, 4.11, posi	RAA435-2216A-P [73860]	04-'08 Colorado & Canyon Z85, 2WD, 3.42, posi
RAA435-2118C-P-OEM [77670]	1500, 4.11, posi	RAA435-2216B [76680]	04-'08 Colorado & Canyon, 2WD, 3.73
RAA435-2118D [71657]	06-'09 Envoy & Trailblazer, ABS in axle tube, 3.42	RAA435-2216B-P [74334]	04-'08 Colorado & Canyon, 2WD, 3.73, posi
RAA435-2118D-P [75072]	06-'09 Envoy & Trailblazer, ABS in axle tube, 3.42, posi	RAA435-2217A [74610]	04-'08 Colorado & Canyon ZQ8, 2WD, 3.42
RAA435-2118E [75131]	06-'09 Envoy & Trailblazer, ABS in axle tube, 3.73	RAA435-2217A-P [73785]	04-'08 Colorado & Canyon ZQ8, 2WD, 3.42, posi
RAA435-2118E-P [72320]	06-'09 Envoy & Trailblazer, ABS in axle tube, 3.73, posi	RAA435-2217B [78413]	04-'08 Colorado & Canyon, 2WD, 3.73
RAA435-2118F [72521]	06-'09 Envoy & Trailblazer, ABS in axle tube, 4.11	RAA435-2217B-P [79463]	04-'08 Colorado & Canyon, 2WD, 3.73, posi
RAA435-2118F-P [78314]	06-'09 Envoy & Trailblazer, ABS in axle tube,	RAA435-2340 [78452]	15-'16 Canyon & Colorado, 3.42
		RAA435-2340-P [74918]	15-'16 Canyon & Colorado, 3.42, posi

## GM 8.2"

PART #	Description	PART #	Description
RAA435-921A [74843]	73-'75 passenger car	RAA435-941A [79127]	68-'72 passenger car
RAA435-921A-P [71964]	73-'75 passenger car, posi	RAA435-941A-P [78359]	68-'72 passenger car, posi

## GM 8.25"

PART #	Description	PART #	Description
RAA440-130 [70137]	07-'12 Yukon & Escalade, AWD, 3.42	RAA440-1336B [75178]	99-'06 1500, disc brake, 4.11
RAA440-131A [77411]	07-'13 Silverado, Sierra, Yukon & Suburban, 3.42	RAA440-1336B-BARE [77232]	88-'07 1500, RH needle bearing
RAA440-131B [76335]	07-'13 Silverado, Sierra, Yukon & Suburban, 3.73	RAA440-1362 [76344]	01-'05 1500, AWD, 3.73
RAA440-131C [70376]	07-'13 Silverado, Sierra, Yukon & Suburban, 4.11	RAA440-1362B [73481]	01-'05 1500, AWD, 4.11
RAA440-131C-BARE [79097]	07-'13 Silverado, Sierra, Yukon & Suburban	RAA440-1362-BARE [74785]	01-'07 1500
RAA440-131D [77795]	07-'13 Silverado, Sierra, Yukon & Suburban, 3.08	RAA440-1388 [70985]	02-'05 Sierra & Silverado 1500, AWD, 4.11
RAA440-131D-BARE [71579]	07-'13 Silverado, Sierra, Yukon & Suburban	RAA440-1437 [71972]	99-'06 Sierra & Silverado 1500, 3.42
RAA440-1336A [79689]	99-'06 1500, disc brake, 3.73	RAA440-1438 [73670]	2005 Tahoe & Yukon, AWD, 3.42
RAA440-1336A-BARE [75590]	88-'07 1500, RH needle bearing		

# GM 8.25IFS

PART #	Description	PART #	Description
RAA435-218 [78099]	09-'10 Van 2500, active brake, 3.73	RAA440-1477 [71559]	13-'14 1500, 3.08
RAA440-1472 [73866]	13-'14 1500, 3.42	RAA440-1478 [73011]	13-'14 1500, 3.42

# GM 8.5"

PART #	Description	PART #	Description
RAA435-1077C [78955]	88-'95 1500 & 2500 Van	RAA435-1834B [70223]	1995 Tahoe & Yukon, 2WD, 2 door, 3.42
RAA435-1077C-P [77253]	88-'95 1500 & 2500 Van, posi	RAA435-1834B-P [77590]	1995 Tahoe & Yukon, 2WD, 2 door, 3.42, posi
RAA435-1215B [75422]	78-'89 Suburban, 2WD, 2.73	RAA435-1834C [73136]	1995 Tahoe & Yukon, 2WD, 2 door, 3.73
RAA435-1215B-P [73322]	78-'89 Suburban, 2WD, 2.73, posi	RAA435-1834C-P [78195]	1995 Tahoe & Yukon, 2WD, 2 door, 3.73, posi
RAA435-1215C [78623]	78-'89 Suburban, 2WD, 3.08	RAA435-1837A [74854]	95-'99 Suburban 1500, 5 lug, 3.42
RAA435-1215C-P [72412]	78-'89 Suburban, 2WD, 3.08, posi	RAA435-1837A-P [71325]	95-'99 Suburban 1500, 5 lug, 3.42, posi
RAA435-1215D [73857]	78-'89 Suburban, 2WD, 3.42	RAA435-1837B [72907]	95-'99 Suburban 1500, 5 lug, 3.73
RAA435-1215D-P [74723]	78-'89 Suburban, 2WD, 3.42, posi	RAA435-1837B-P [71148]	95-'99 Suburban 1500, 5 lug, 3.73, posi
RAA435-1215E [78335]	78-'89 Suburban, 2WD, 3.73	RAA435-1868 [72484]	96-'97 S10 & S15 ZR2, 3.42
RAA435-1215E-P [70065]	78-'89 Suburban, 2WD, 3.73, posi	RAA435-1868-P [74122]	96-'97 S10 & S15 ZR2, 3.42, posi
RAA435-1249B [73162]	81-'87 P/U, 4WD, 2.73	RAA435-1869 [72349]	96-'02 Van 1500
RAA435-1249B-P [71484]	81-'87 P/U, 4WD, 2.73, posi	RAA435-1869-P [74529]	96-'02 Van 1500, posi
RAA435-1249C [77344]	81-'91 Suburban 1500, 3.08	RAA435-1935 [76731]	98-'05 S10 & S15, 2WD, 3.42
RAA435-1249C-P [78236]	81-'91 Suburban 1500, 3.08, posi	RAA435-1935-P [72831]	98-'05 S10 & S15, 2WD, 3.42, posi
RAA435-1249D [72228]	81-'91 Suburban 1500, 3.42	RAA435-1937 [74547]	98-'05 S10, 3.73
RAA435-1249D-P [77977]	81-'91 Suburban 1500, 3.42, posi	RAA435-1937-P [71692]	98-'05 S10, 3.73, posi
RAA435-1249E [75176]	81-'91 Suburban 1500, 3.73	RAA435-1938 [74699]	98-'05 S10, 3.42
RAA435-1249E-P [78772]	81-'91 Suburban 1500, 3.73, posi	RAA435-1938-P [76970]	98-'05 S10 & S15, 3.42, posi
RAA435-1510A [74541]	88-'90 1500, 2WD, 2.73	RAA435-1938-P-OEM [79565]	F350, 4WD, 3.42, posi
RAA435-1510A-P [77962]	88-'90 1500, 2WD, 2.73, posi	RAA435-2062 [73888]	94-'97 S10 & S15 ZR2, 3.73
RAA435-1510B [78660]	88-'99 1500, 2WD, 3.08	RAA435-2062-P [75827]	94-'97 S10 & S15 ZR2, 3.73, posi
RAA435-1510B-P [78288]	88-'99 1500, 2WD, 3.08, posi	RAA435-2063 [73145]	94-'97 S10 & S15, 3.73
RAA435-1510C [73654]	88-'99 1500, 2WD, 3.42	RAA435-2063-P [73068]	94-'97 S10 & S15, 3.73, posi
RAA435-1510C-P [79360]	88-'99 1500, 2WD, 3.42, posi	RAA435-2064 [71753]	98-'03 S10 ZR2, 4WD, 3.73
RAA435-1510D [71690]	88-'99 1500, 2WD, 3.73	RAA435-2064-P [77266]	98-'03 S10 ZR2, 4WD, 3.73, posi
RAA435-1510D-P [74528]	88-'99 1500, 2WD, 3.73, posi	RAA435-2065 [72256]	98-'03 S10 ZR2, 4WD, 3.42
RAA435-1510E [75145]	88-'99 1500, 2WD, 4.11	RAA435-2065-P [77649]	98-'03 S10 ZR2, 4WD, 3.42, posi
RAA435-1510E-P [70286]	88-'99 1500, 2WD, 4.11, posi	RAA435-2103A [78744]	98-'00 Yukon & Tahoe, 4 door, w/ sway bar, 3.08
RAA435-1513A [78148]	88-'99 1500, 4WD, 3.42	RAA435-2103A-P [74897]	98-'00 Yukon & Tahoe, 4 door, w/ sway bar, 3.08, posi
RAA435-1513A-P [77789]	88-'99 1500, 4WD, 3.42, posi	RAA435-2103B [79154]	98-'00 Yukon & Tahoe, 4 door, w/ sway bar, 3.42
RAA435-1513B [74364]	88-'99 1500, 4WD, 3.73	RAA435-2103B-P [72340]	98-'00 Yukon & Tahoe, 4 door, w/ sway bar, 3.42, posi
RAA435-1513B-P [72499]	88-'99 1500, 4WD, 3.73, posi	RAA435-2103C [76652]	98-'00 Yukon & Tahoe, 4 door, w/ sway bar, 3.73
RAA435-1513C [76073]	88-'99 1500, 4WD, 4.11	RAA435-2103C-P [78149]	98-'00 Yukon & Tahoe, 4 door, w/ sway bar, 3.73, posi
RAA435-1513C-P [79625]	88-'99 1500, 4WD, 4.11, posi	RAA435-2103D [77079]	98-'00 Yukon & Tahoe, 4 door, w/o sway bar, 3.08
RAA435-1651A [77352]	92-'94 Suburban, 1500, 2WD, 3.42	RAA435-2103D-P [77650]	98-'00 Yukon & Tahoe, 4 door, w/o sway bar, 3.08, posi
RAA435-1651A-P [77878]	92-'94 Suburban, 1500, 2WD, 3.42, posi	RAA435-2103E [70784]	98-'00 Yukon & Tahoe, 4 door, w/o sway bar, 3.42
RAA435-1651B [79520]	92-'94 Suburban, 1500, 2WD, 3.73	RAA435-2103E-P [76289]	98-'00 Yukon & Tahoe, 4 door, w/o sway bar, 3.42, posi
RAA435-1651B-P [72049]	92-'94 Suburban, 1500, 2WD, 3.73, posi	RAA435-2103F [73721]	98-'00 Yukon & Tahoe, 4 door, w/o sway bar, 3.73
RAA435-1652A [75555]	92-'99 GM 1500, 4WD, 6 lug, 3.42	RAA435-2103F-P [73175]	98-'00 Yukon & Tahoe, 4 door, w/o sway bar, 3.73, posi
RAA435-1652A-P [75907]	92-'99 GM 1500, 4WD, 6 lug, 3.42, posi	RAA435-2119A [79500]	02-'05 Envoy & Trailblazer, 3.42
RAA435-1652B [74730]	92-'99 GM 1500, 4WD, 6 lug, 3.73	RAA435-2119A-OEM [78197]	GMC 1500, 3.42
RAA435-1652B-P [77745]	92-'99 GM 1500, 4WD, 6 lug, 3.73, posi	RAA435-2119A-P [78094]	02-'05 Envoy & Trailblazer, 3.42, posi
RAA435-1793 [76896]	93-'96 Fleetwood	RAA435-2119C [70066]	02-'09 Trailblazer, 4.10
RAA435-1793-P [73754]	93-'96 Fleetwood, posi	RAA435-2119C-P [73229]	02-'09 Trailblazer, 4.10, posi
RAA435-1797 [76075]	94-'96 Caprice	RAA435-2119D [77277]	02-'09 Trailblazer, 3.42
RAA435-1797-P [72724]	94-'96 Caprice, posi	RAA435-2119D-P [71523]	02-'09 Trailblazer, 3.42, posi
RAA435-1820A [70196]	95-'97 S10, S15 & Sonoma, 2WD, 3.08	RAA435-2119E [72786]	06-'09 Envoy & Trailblazer, 3.73
RAA435-1820A-P [77747]	95-'97 S10, S15 & Sonoma, 2WD, 3.08, posi	RAA435-2119E-P [72725]	06-'09 Envoy & Trailblazer, 3.73, posi
RAA435-1820B [72183]	98-'03 S10, S15 & Sonoma, 2WD, 3.08	RAA435-2119F [78753]	06-'09 Envoy & Trailblazer, 4.11
RAA435-1820B-P [77502]	98-'03 S10, S15 & Sonoma, 2WD, 3.08, posi	RAA435-2119F-P [74438]	06-'09 Envoy & Trailblazer, 4.11, posi
RAA435-1826 [78867]	95-'97 S10 & S15, 2WD, 3.42		
RAA435-1826-P [73208]	95-'97 S10 & S15, 2WD, 3.42, posi		
RAA435-1828 [71874]	95-'97 S10 & S15, 2WD, 3.42		
RAA435-1828-P [71320]	95-'97 S10 & S15, 2WD, 3.42, posi		
RAA435-1834A [76475]	1995 Tahoe & Yukon, 2WD, 2 door, 3.08		
RAA435-1834A-P [71959]	1995 Tahoe & Yukon, 2WD, 2 door, 3.08, posi		

# AXLE ASSEMBLIES

# GM 8.6"

# AXLE ASSEMBLIES

PART #	Description	PART #	Description
RAA435-105A [79396]	07-'08 Suburban 1500, 3.23	RAA435-2176A [75892]	03-'05 P/U 1500, 2WD, 3.42
RAA435-105A-P [78129]	07-'08 Suburban 1500, 3.23, posi	RAA435-2176A-P [72136]	03-'05 P/U 1500, 2WD, 3.42, posi
RAA435-105B [70447]	07-'08 Suburban 1500, 3.42	RAA435-2176B [73076]	03-'05 P/U 1500, 2WD, 3.73
RAA435-105B-P [76741]	07-'08 Suburban 1500, 3.42, posi	RAA435-2176B-P [75940]	03-'05 P/U 1500, 2WD, 3.73, posi
RAA435-105C [73295]	07-'08 Suburban 1500, 3.73	RAA435-2176C [79320]	03-'05 P/U 1500, 2WD, 4.11
RAA435-105C-P [74729]	07-'08 Suburban 1500, 3.73, posi	RAA435-2176C-P [78715]	03-'05 P/U 1500, 2WD, 4.11, posi
RAA435-105D [79639]	07-'08 Suburban 1500, 4.11	RAA435-2176D [78897]	2005 P/U 1500, 2WD, active brake, 3.23
RAA435-105D-P [70325]	07-'08 Suburban 1500, 4.11, posi	RAA435-2176D-OEM [72696]	2005 P/U 1500, 2WD, active brake, 3.23
RAA435-105E [70072]	07-'08 Suburban 1500, 3.08	RAA435-2176D-P [79568]	2005 P/U 1500, 2WD, active brake, 3.23, posi
RAA435-105E-P [75606]	07-'08 Suburban 1500, 3.08, posi	RAA435-2177A [74599]	03-'05 P/U 1500, 4WD, 3.73
RAA435-141 [76110]	07-'08 Hummer H3, w/Z85 option, 4.56	RAA435-2177A-P [79104]	03-'05 P/U 1500, 4WD, 3.73, posi
RAA435-141-P [78698]	07-'08 Hummer H3, w/Z85 option, 4.56, posi	RAA435-2177B [72933]	03-'05 P/U 1500, 4WD, 4.11
RAA435-142 [73194]	07-'08 Hummer H3, w/Z85 option, 4.56, w/ electric locker	RAA435-2177B-P [74549]	03-'05 P/U 1500, 4WD, 4.11, posi
RAA435-162 [74388]	2008 Express & Savanna van, w/ active brake, 3.73	RAA435-2177C [71911]	03-'05 P/U 1500, 4WD, 3.42
RAA435-162-P [79061]	2008 Express & Savanna van, w/ active brake, 3.73, posi	RAA435-2177C-P [75045]	03-'05 P/U 1500, 4WD, 3.42, posi
RAA435-172A [73583]	09-'11 Yukon & Tahoe, 3.08	RAA435-2185A [79521]	03-'07 Van 1500, 3.42
RAA435-172A-P [75346]	09-'11 Yukon & Tahoe, 3.08, posi	RAA435-2185A-P [76153]	03-'07 Van 1500, 3.42, posi
RAA435-172B [72775]	09-'11 Yukon & Tahoe, 3.23	RAA435-2185B [73664]	03-'07 Van 1500, 3.73
RAA435-172B-P [75846]	09-'11 Yukon & Tahoe, 3.23, posi	RAA435-2185B-P [77970]	03-'07 Van 1500, 3.73, posi
RAA435-172C [71435]	09-'11 Yukon & Tahoe, 3.42	RAA435-2189-P [71022]	03-'04 P/U 1500, 4.11, posi
RAA435-172C-P [71983]	09-'11 Yukon & Tahoe, 3.42, posi	RAA435-2213A [72795]	03-'05 SSR, 3.73
RAA435-172D [74355]	09-'11 Yukon & Tahoe, 3.73	RAA435-2213B [77450]	03-'05 SSR, 3.73
RAA435-172D-P [72262]	09-'11 Yukon & Tahoe, 3.73, posi	RAA435-221A [77243]	09-'14 Van 1500, active brake, 3.42
RAA435-185A [73887]	09-'12 Colorado & Canyon, 3.42	RAA435-221A-P [78654]	09-'14 Van 1500, active brake, 3.42, posi
RAA435-185A-P [77254]	09-'12 Colorado & Canyon, 3.42, posi	RAA435-221B [77929]	09-'14 Van 1500, active brake, 3.73
RAA435-185B [77830]	09-'12 Colorado & Canyon, 3.73	RAA435-221B-P [71316]	09-'14 Van 1500, active brake, 3.73, posi
RAA435-185B-P [70708]	09-'12 Colorado & Canyon, 3.73, posi	RAA435-222A [71646]	09-'10 Van 1500, non-active brake, 3.42
RAA435-185C [74064]	09-'12 Colorado & Canyon, 4.11	RAA435-222A-P [70513]	09-'10 Van 1500, non-active brake, 3.42, posi
RAA435-185C-P [74995]	09-'12 Colorado & Canyon, 4.11, posi	RAA435-222B [75428]	09-'10 Van 1500, non-active brake, 3.73
RAA435-1953A [77984]	99-'05 1500, non-crew cab, 3.42	RAA435-222B-P [73278]	09-'10 Van 1500, non-active brake, 3.73, posi
RAA435-1953A-P [79543]	99-'05 1500, non-crew cab, 3.42, posi	RAA435-2235A [74391]	2004 1500 crew cab, 6 lug, 3.42
RAA435-1953B [74485]	99-'05 1500, non-crew cab, 3.73	RAA435-2235A-P [77504]	2004 1500 crew cab, 6 lug, 3.42, posi
RAA435-1953B-P [76091]	99-'05 1500, non-crew cab, 3.73, posi	RAA435-2235B [78812]	2004 1500 crew cab, 6 lug, 3.73
RAA435-1953C [75890]	99-'05 1500, non-crew cab, 3.23	RAA435-2235B-P [73288]	2004 1500 crew cab, 6 lug, 3.73, posi
RAA435-1953C-P [78861]	99-'05 1500, non-crew cab, 3.23, posi	RAA435-2235C [73505]	2004 1500 crew cab, 6 lug, 4.11
RAA435-1955A [71675]	99-'05 1500, non-crew cab, 3.08	RAA435-2235C-P [77603]	2004 1500 crew cab, 6 lug, 4.11, posi
RAA435-1955A-P [70525]	99-'05 1500, non-crew cab, 3.08, posi	RAA435-2236 [73472]	2004 1500, 3.73
RAA435-1955B [75968]	99-'05 Sierra & Silverado, non-crew cab, 3.42	RAA435-2236-P [74917]	2004 1500, 3.73, posi
RAA435-1955B-P [74172]	99-'05 Sierra & Silverado, non-crew cab, 3.42, posi	RAA435-2239A [78446]	05-'07 Silverado, drum brake, 3.23
RAA435-1955C [71974]	99-'05 Sierra & Silverado, non-crew cab, 3.73	RAA435-2239A-P [70018]	05-'07 Silverado, drum brake, 3.23, posi
RAA435-1955C-P [72039]	99-'05 Sierra & Silverado, non-crew cab, 3.73, posi	RAA435-2239B [72201]	05-'07 Silverado, drum brake, 3.73
RAA435-1955D [71399]	99-'05 Sierra & Silverado, non-crew cab, 4.11	RAA435-2239B-P [79661]	05-'07 Silverado, drum brake, 3.73, posi
RAA435-1955D-P [75105]	99-'05 Sierra & Silverado, non-crew cab, 4.11, posi	RAA435-2239C [70817]	05-'07 Silverado, drum brake, 3.42
RAA435-1955E [73369]	2005 1500, 2WD, non-crew cab, 3.23	RAA435-2239C-P [78943]	05-'07 Silverado, drum brake, 3.42, posi
RAA435-1955E-P [75644]	2005 1500, 2WD, non-crew cab, 3.23, posi	RAA435-2239D [74349]	05-'07 Silverado, drum brake, 4.11
RAA435-2041A [73705]	00-'05 1500, 3WD, 3.42	RAA435-2239D-P [72567]	05-'07 Silverado, drum brake, 4.11, posi
RAA435-2041A-P [77814]	00-'05 1500, 3WD, 3.42, posi	RAA435-2240A [73542]	05 & up Silverado, drum brake, 3.23
RAA435-2041B [77771]	00-'05 1500, 3WD, 3.73	RAA435-2240A-P [74585]	05 & up Silverado, drum brake, 3.23, posi
RAA435-2041B-P [70999]	00-'05 1500, 3WD, 3.73, posi	RAA435-2240B [71912]	05 & up Silverado, drum brake, 3.73
RAA435-2041C [71545]	00-'05 1500, 3WD, 4.11	RAA435-2240B-OEM [73945]	05 & up Silverado, drum brake, 3.73
RAA435-2041C-P [77889]	00-'05 1500, 3WD, 4.11, posi	RAA435-2240B-P [73771]	05 & up Silverado, drum brake, 3.73, posi
RAA435-2041D [75680]	2005 1500, 2WD, non-active brake, 3.23	RAA435-2240C [78119]	05 & up Silverado, drum brake, 3.42
RAA435-208A [72481]	09-'13 1500, active brake, 3.23	RAA435-2240C-P [74624]	05 & up Silverado, drum brake, 3.42, posi
RAA435-208A-P [78066]	09-'13 1500, active brake, 3.23, posi	RAA435-2240D [78906]	05 & up Silverado, drum brake, 4.11
RAA435-208B [72345]	09-'13 1500, active brake, 3.42	RAA435-2240D-P [72715]	05 & up Silverado, drum brake, 4.11, posi
RAA435-208B-P [78267]	09-'13 1500, active brake, 3.42, posi	RAA435-2251 [72420]	05-'07 Sierra Denali, 4.11, posi
RAA435-208C [75865]	09-'13 1500, active brake, 3.73	RAA435-2251-P [79457]	05-'07 Sierra Denali, 4.11, posi
RAA435-208C-P [75329]	09-'13 1500, active brake, 3.73, posi	RAA435-2257A [70602]	07-'08 Silverado, non-active brake, 3.23
RAA435-208D [73281]	09-'13 1500, active brake, 4.11	RAA435-2257A-P [79653]	07-'08 Silverado, non-active brake, 3.23, posi
RAA435-208D-P [76381]	09-'13 1500, active brake, 4.11, posi	RAA435-2257B [70024]	07-'08 Silverado, non-active brake, 3.42
RAA435-208E [71927]	09-'13 1500, active brake, 3.08	RAA435-2257B-P [77825]	07-'08 Silverado, non-active brake, 3.42, posi
RAA435-208E-P [76507]	09-'13 1500, active brake, 3.08, posi	RAA435-2257C [76306]	07-'08 Silverado, non-active brake, 3.73
RAA435-209A [73100]	09-'13 1500, non-active brake, 3.23	RAA435-2257C-P [79267]	07-'08 Silverado, non-active brake, 3.73, posi
RAA435-209A-P [78131]	09-'13 1500, non-active brake, 3.23, posi	RAA435-2257D [79553]	07-'08 Silverado, non-active brake, 4.10
RAA435-209B [75692]	09-'13 1500, non-active brake, 3.73	RAA435-2257D-P [74543]	07-'08 Silverado, non-active brake, 4.10, posi
RAA435-209B-P [72730]	09-'13 1500, non-active brake, 3.73, posi	RAA435-2258A [70984]	07-'08 Silverado, active brake, 3.23

Continued on next page



## GM 8.6" (Cont.)

PART #	Description	PART #	Description
RAA435-2258D [72683]	07-'08 1500 P/U, active brake, 4.10	RAA435-279A [70330]	09-'13 1500 P/U, active brake, 3.08
RAA435-2258D-P [74796]	07-'08 1500 P/U, active brake, 4.10, posi	RAA435-279A-P [75046]	09-'13 1500 P/U, active brake, 3.08, posi
RAA435-2259 [73137]	07-'08 1500 P/U, active brake, 3.42		
RAA435-2259-P [74310]	07-'08 1500 P/U, active brake, 3.42, posi		
RAA435-2313 [72314]	14-'16 Sierra & Silverado, 3.42		

## GM 8.6IRS

PART #	Description	PART #	Description
RAA440-212 [79447]	10-'12 Camaro, 3.45, posi	RAA440-213 [73522]	10-'15 Camaro, 3.27, posi

## GM 8.25IFS

PART #	Description	PART #	Description
RAA440-1444A [76389]	92-'96 1500, iron tube, w/ pin switch pole, 3.42	RAA440-1444C [78492]	97-'99 1500, iron tube, w/o pin switch pole, 3.42
RAA440-1444A-BARE [74834]	88-'07 1500, RH needle bearing	RAA440-1444D [76839]	97-'99 1500, iron tube, w/o pin switch pole, 3.73
RAA440-1444A-E [77202]	88-'91 1500, aluminum tube, w/ pin switch pole, 3.42	RAA440-1444E [73262]	97-'99 1500, iron tube, w/o pin switch pole, 4.11
RAA440-1444B [74660]	92-'96 1500, iron tube, w/ pin switch pole, 3.73	RAA440-1444E-E [70800]	88-'91 1500, 4.11
RAA440-1444B-E [74581]	88-'91 1500, aluminum tube, w/ pin switch pole, 3.73		

## GM 9.25"

PART #	Description	PART #	Description
RAA440-1291A [73457]	95-'99 2500 & 3500, 8 lug, 3.42	RAA440-1291F [71733]	97-'00 2500 & 3500, 8 lug, 3.73
RAA440-1291A-BARE [77125]	88-'10 1500	RAA440-1291G [72442]	97-'00 2500 & 3500, 8 lug, 4.11
RAA440-1291B [73916]	95-'99 2500 & 3500, 8 lug, 3.73	RAA440-1291H [73230]	97-'00 2500 & 3500, 8 lug, 4.56
RAA440-1291B-BARE [72494]	88-'10 1500	RAA440-1337A [76769]	99-'08 Silverado & Sierra 2500 & 3500, 8 lug, 3.73
RAA440-1291C [74956]	92-'99 2500 & 3500, 8 lug, 4.11	RAA440-1337B [77729]	99-'08 Silverado & Sierra 2500 & 3500, 8 lug, 4.11
RAA440-1291C-BARE [73636]	88-'10 2500 & 3500	RAA440-1387 [79308]	03-'07 Hummer H2, 4.11
RAA440-1291D [75470]	89-'97 2500 & 3500, 8 lug, 4.56	RAA440-234A [75597]	11-'12 2500 & 3500, 3.73
RAA440-1291E [77717]	97-'00 2500 & 3500, 8 lug, 3.42	RAA440-234B [72079]	11-'12 2500 & 3500, 4.11

## GM 9.5"

PART #	Description	PART #	Description
RAA435-1514A [78787]	88-'98 1500, 2WD, 6 lug, 3.42	RAA435-1838A [75489]	95-'99 Suburban 1500, 4WD, 8 lug, 3.42
RAA435-1514A-P [75270]	88-'98 1500, 2WD, 6 lug, 3.42, posi	RAA435-1838A-P [78229]	95-'99 Suburban 1500, 4WD, 8 lug, 3.42, posi
RAA435-1514B [72255]	88-'98 1500, 2WD, 6 lug, 3.73	RAA435-1838B [78731]	95-'99 Suburban 1500, 4WD, 8 lug, 3.73
RAA435-1514B-P [76835]	88-'98 1500, 2WD, 6 lug, 3.73, posi	RAA435-1838B-P [75058]	95-'99 Suburban 1500, 4WD, 8 lug, 3.73, posi
RAA435-1514C [71791]	88-'98 1500, 2WD, 6 lug, 4.11	RAA435-1840A [78844]	95-'99 Suburban 1500, 2WD, 8 lug, 3.42
RAA435-1514C-P [70199]	88-'98 1500, 2WD, 6 lug, 4.11, posi	RAA435-1840A-P [78093]	95-'99 Suburban 1500, 2WD, 8 lug, 3.42, posi
RAA435-1514D [74963]	88-'98 1500, 2WD, 6 lug, 4.56	RAA435-1840B [70774]	95-'99 Suburban 1500, 2WD, 8 lug, 3.73
RAA435-1514D-P [71855]	88-'98 1500, 2WD, 6 lug, 4.56, posi	RAA435-1840B-P [73143]	95-'99 Suburban 1500, 2WD, 8 lug, 3.73, posi
RAA435-1515A [79394]	88-'99 1500, 4WD, 6 lug, 3.42	RAA435-1870 [77808]	96-'02 Van 2500, 6 lug
RAA435-1515A-P [78136]	88-'99 1500, 4WD, 6 lug, 3.42, posi	RAA435-1870-P [74018]	96-'02 Van 2500, 6 lug, posi
RAA435-1515B [75587]	88-'99 1500, 4WD, 6 lug, 3.73	RAA435-1871 [74028]	96-'02 Van 2500, 8 lug
RAA435-1515B-P [73858]	88-'99 1500, 4WD, 6 lug, 3.73, posi	RAA435-1871-P [71980]	96-'02 Van 2500, 8 lug, posi
RAA435-1515C [72976]	88-'99 1500, 4WD, 6 lug, 4.11	RAA435-1956A [73801]	01-'05 1500, 3.42
RAA435-1515C-P [72267]	88-'99 1500, 4WD, 6 lug, 4.11, posi	RAA435-1956A-P [70697]	01-'05 1500, 3.42, posi
RAA435-1524A [70222]	89-'00 2500, 8 lug, 3.42	RAA435-1956B [79722]	01-'05 Sierra & Silverado, crew cab, 3.73
RAA435-1524A-P [76820]	89-'00 2500, 8 lug, 3.42, posi	RAA435-1956B-P [77956]	01-'05 Sierra & Silverado, crew cab, 3.73, posi
RAA435-1524B [74035]	89-'00 2500, 8 lug, 3.73	RAA435-1956C [73361]	01-'05 Sierra & Silverado, crew cab, 4.11
RAA435-1524B-P [70234]	89-'00 2500, 8 lug, 3.73, posi	RAA435-1956C-P [70610]	01-'05 Sierra & Silverado, crew cab, 4.11, posi
RAA435-1524C [77818]	89-'00 2500, 8 lug, 4.11	RAA435-2041D-P [71043]	2005 1500, 2WD, non-active brake, 3.23, posi
RAA435-1524C-P [79006]	89-'00 2500, 8 lug, 4.11, posi	RAA435-2042A [74242]	00-'05 2500, 3.73
RAA435-1524D [70209]	89-'00 2500, 8 lug, 4.56	RAA435-2042A-P [77928]	00-'05 2500, 3.73, posi
RAA435-1524D-P [77701]	89-'00 2500, 8 lug, 4.56, posi	RAA435-2042B [70424]	00-'05 2500, 4.11
RAA435-1800A [77644]	1994 Suburban 1500, 4WD, 3.42	RAA435-2042B-P [77655]	00-'05 2500, 4.11, posi
RAA435-1800A-P [70486]	1994 Suburban 1500, 4WD, 3.42, posi	RAA435-2171 [76382]	03-'05 Hummer H2, w/ electric lokcer, 4.11
RAA435-1800B [76604]	1994 Suburban 1500, 4WD, 3.73	RAA435-2171-P [78682]	03-'04 Hummer H2, w/ electric lokcer, 4.11
RAA435-1800B-P [74336]	1994 Suburban 1500, 4WD, 3.73, posi	RAA435-223 [79067]	2009 Van 2500 & 3500, active brake, 3.73

Continued on next page

## GM 9.5" (Cont.)

PART #	Description	PART #	Description
RAA435-224A [70278]	09-'10 Van 2500, non-active brake, 3.73	RAA435-225B-P [71126]	2009 Van 3500, non-active brake, 4.11, posi
RAA435-224A-P [79276]	09-'10 Van 2500, non-active brake, 3.73, posi	RAA435-226 [78310]	2009 Van 3500, SRW, cutaway, 4.11
RAA435-224B [71075]	09-'10 Van 2500, non-active brake, 4.11	RAA435-2260A [79668]	07-'13 3500 P/U, 2WD, 3.42
RAA435-224B-P [77705]	09-'10 Van 2500, non-active brake, 4.11, posi	RAA435-2260A-P [76055]	07-'13 3500 P/U, 2WD, 3.42, posi
RAA435-224C [78469]	09-'10 Van 2500, non-active brake, 3.42	RAA435-2260B [72321]	07-'13 3500 P/U, 2WD, 3.73
RAA435-224C-P [79509]	09-'10 Van 2500, non-active brake, 3.42, posi	RAA435-2260B-P [77320]	07-'13 3500 P/U, 2WD, 3.73, posi
RAA435-2252A [71838]	06-'07 1500 P/U, 6 lug, 3.73	RAA435-2260C [78580]	07-'13 3500 P/U, 2WD, 4.11
RAA435-2252A-P [79331]	06-'07 1500 P/U, 6 lug, 3.73, posi	RAA435-2260C-P [73443]	07-'13 3500 P/U, 2WD, 4.11, posi
RAA435-2252B [74996]	06-'07 1500 P/U, 6 lug, 4.11	RAA435-226-P [77672]	2009 Van 3500, SRW, 4.11, posi
RAA435-2252B-P [74270]	06-'07 1500 P/U, 6 lug, 4.11, posi	RAA435-259 [70193]	10-'14 2500 & 3500 P/U, active brake, 3.42
RAA435-225A [71710]	06-'07 Hummer H2, electric locker, 4.11	RAA435-259-P [77837]	10-'14 2500 & 3500 P/U, active brake, 3.42, posi
RAA435-2255A [71455]	2009 Envoy & Trailblazer, 3.42	RAA435-260 [71616]	2010 Van 3500, non-active brake, 3.42
RAA435-2255A-P [78315]	2009 Envoy & Trailblazer, 3.42, posi	RAA435-260-P [77005]	2010 Van 3500, non-active brake, 3.42, posi
RAA435-2255B [78293]	2009 Envoy & Trailblazer, 3.73	RAA435-262 [72482]	10-'13 Van 3500, SRW, cutaway, non-active brake, 3.42
RAA435-2255B-P [79211]	2009 Envoy & Trailblazer, 3.73, posi	RAA435-262-P [70862]	10-'13 Van 3500, SRW, cutaway, non-active brake, 3.42, posi
RAA435-2255C [74795]	06-'09 Trailblazer 6.0L, 4.11	RAA435-112A [77857]	07-'13 Tahoe & Yukon, 3.42
RAA435-2255C-P [74319]	06-'09 Trailblazer 6.0L, 4.11, posi	RAA435-112A-P [73435]	07-'13 Tahoe & Yukon, 3.42, posi
RAA435-225A [79683]	2009 Van 3500, non-active brake, 3.73	RAA435-112B [71670]	07-'13 Tahoe & Yukon, 4.11
RAA435-225A-P [70852]	2009 Van 3500, non-active brake, 3.73, posi	RAA435-112B-P [71888]	07-'13 Tahoe & Yukon, 4.11, posi
RAA435-225B [71017]	2009 Van 3500, non-active brake, 4.11		

## GM 9.5" 12 Bolt

PART #	Description	PART #	Description
RAA435-2307A [70548]	14-'15 P/U, 3.08	RAA435-2307B [74373]	14-'15 P/U, 3.42
RAA435-2307A-P [78625]	14-'15 P/U, 3.08, posi	RAA435-2307B-P [75978]	14-'15 P/U, 3.42, posi

## GM 9.76"

PART #	Description
RAA435-2329A [70944]	15-'16 Yukon & Escalade, 3.23

## GM 11.5"

PART #	Description	PART #	Description
RAA435-163 [75800]	04-'08 Silverado 2500, 3.73	RAA435-2085A-P [79103]	01-'05 Sierra & Silverado 3500, cab chassis, 3.73, posi
RAA435-163-P [73618]	92-'94 Silverado 2500, 3.73, posi	RAA435-2085B [75254]	01-'05 Sierra & Silverado 3500, cab chassis, 4.11
RAA435-2080A [75832]	01-'05 Sierra & Silverado, w/ 6spd, 3.73	RAA435-2085B-P [77456]	01-'05 Sierra & Silverado 3500, cab chassis, 4.11, posi
RAA435-2080A-P [70826]	01-'05 Sierra & Silverado, w/ 6spd, 3.73, posi	RAA435-2086A [76256]	01-'05 Sierra & Silverado, DRW, w/ 6spd, 3.73
RAA435-2080B [76340]	01-'05 Sierra & Silverado 3500, w/ 6spd, 4.11	RAA435-2086A-P [74377]	01-'05 Sierra & Silverado, DRW, w/ 6spd, 3.73, posi
RAA435-2080B-P [75427]	01-'05 Sierra & Silverado 3500, w/ 6spd, 4.11, posi	RAA435-2086B [78819]	01-'05 Sierra & Silverado 3500, DRW, w/ 6spd, 4.11
RAA435-2082A [71563]	01-'05 Sierra & Silverado 3500, cab chassis, wide track, w/ 6spd, 3.73	RAA435-2086B-P [73170]	01-'05 Sierra & Silverado 3500, DRW, w/ 6spd, 4.11, posi
RAA435-2082A-P [79356]	01-'05 Sierra & Silverado 3500, cab chassis, wide track, w/ 6spd, 3.73, posi	RAA435-2087A [75609]	01-'05 Sierra & Silverado 3500, DRW, non-6spd, 3.73
RAA435-2082B [77544]	01-'05 Sierra & Silverado 3500, cab chassis, wide track, w/ 6spd, 4.11	RAA435-2087A-P [74530]	01-'05 Sierra & Silverado 3500, DRW, non-6spd, 3.73, posi
RAA435-2082B-P [70583]	01-'05 Sierra & Silverado 3500, cab chassis, wide track, w/ 6spd, 4.11, posi	RAA435-2087B [73003]	01-'05 Sierra & Silverado 3500, DRW, non-6spd, 4.11
RAA435-2083A [70682]	01-'05 Sierra & Silverado 3500, cab chassis, 3.73	RAA435-2087B-P [71812]	01-'05 Sierra & Silverado 3500, DRW, non-6spd, 4.11, posi
RAA435-2083A-P [79561]	01-'05 Sierra & Silverado 3500, cab chassis, 3.73, posi	RAA435-218-P [72217]	2009 Silverado 2500, active brake, 3.73, posi
RAA435-2083B [73062]	01-'05 Sierra & Silverado 3500, cab chassis, 4.11	RAA435-219 [77109]	2009 Silverado 2500, non-active brake, 3.73, posi
RAA435-2083B-P [73002]	01-'05 Sierra & Silverado 3500, cab chassis, 4.11, posi	RAA435-219-P [77378]	09-'10 Sierra & Silverado 2500, 3.73, posi
RAA435-2084A [74252]	01-'05 Sierra & Silverado 3500, cab chassis, non-wide track, w/ 6spd, 3.73	RAA435-2220A [71558]	04-'10 Sierra & Silverado 3500, 3.73
RAA435-2084A-P [72648]	01-'05 Sierra & Silverado 3500, cab chassis, non-wide track, w/ 6spd, 3.73, posi	RAA435-2220A-P [79384]	04-'10 Sierra & Silverado 3500, 3.73, posi
RAA435-2084B [77667]	01-'05 Sierra & Silverado 3500, cab chassis, non-wide track, w/ 6spd, 4.11	RAA435-2220B [75034]	04-'05 Sierra & Silverado 3500, 4.11
RAA435-2084B-P [75277]	01-'05 Sierra & Silverado 3500, cab chassis, non-wide track, w/ 6spd, 4.11, posi	RAA435-2220B-P [77004]	04-'05 Sierra & Silverado 3500, 4.11, posi
RAA435-2085A [79363]	01-'05 Sierra & Silverado 3500, cab chassis, 3.73	RAA435-2263A [76828]	07-'10 Silverado 3500, DRW, 3.73
		RAA435-2263A-P [72672]	07-'10 Silverado 3500, DRW, 3.73, posi
		RAA435-2263B [70882]	07-'08 Silverado 3500, 4.11, DRW
		RAA435-2263B-P [77979]	07-'08 Silverado 3500, DRW, 4.11, posi
		RAA435-2264A [72835]	07-'10 3500 P/U, DRW, cab chassis, non-wide trac, 3.73

Continued on next page



## GM 11.5" (Cont.)

PART #	Description	PART #	Description
RAA435-2264A-P [72242]	07-'10 3500 P/U, DRW, cab chassis, non-wide trac, 3.73, posi	RAA435-277A-P [74243]	11-'14 GM 3500, DRW, non-chassis, posi
RAA435-2264B [78773]	07-'10 3500 P/U, DRW, cab chassis, non-wide trac, 4.11	RAA435-277B [72900]	11-'14 GM 3500, DRW, non-chassis
RAA435-2264B-P [74178]	07-'10 3500 P/U, DRW, cab chassis, non-wide trac, 4.11, posi	RAA435-277B-P [74711]	11-'14 GM 3500, DRW, non-chassis, posi
RAA435-2265A [76936]	07-'10 3500 P/U, DRW, cab chassis, wide trac, 3.73	RAA435-280A [72157]	11-'14 3500, DRW, cab chassis, wide track, 3.73
RAA435-2265A-P [74408]	07-'10 3500 P/U, DRW, cab chassis, wide trac, 3.73, posi	RAA435-280A-P [72937]	11-'14 3500, DRW, cab chassis, wide track, 3.73, posi
RAA435-2265B [70341]	07-'10 3500 P/U, DRW, cab chassis, wide trac, 4.11	RAA435-280B [75621]	11-'14 3500, DRW, cab chassis, wide track, 4.11
RAA435-2265B-P [75820]	07-'10 3500 P/U, DRW, cab chassis, wide trac, 4.11, posi	RAA435-280B-P [74452]	11-'14 3500, DRW, cab chassis, wide track, 4.11, posi
RAA435-275A [71118]	11-'14 Silverado & Sierra 2500/3500, diesel, SRW, 3.55	RAA435-281A [78520]	11-'14 3500, DRW, cab chassis, non-wide track, 3.73, posi
RAA435-275A-P [78509]	11-'14 Silverado & Sierra 2500/3500, diesel, SRW, 3.55, posi	RAA435-281A-P [72993]	11-'14 3500, DRW, cab chassis, non-wide track, 3.73, posi
RAA435-275B [77073]	11-'14 Silverado & Sierra 2500/3500, diesel, SRW, 4.11	RAA435-281B [74447]	11-'14 3500, DRW, cab chassis, non-wide track, 4.11
RAA435-275B-P [77073]	11-'14 Silverado & Sierra 2500/3500, diesel, SRW, 4.11, posi	RAA435-281B-P [76136]	11-'14 3500, DRW, cab chassis, non-wide track, 4.11, posi
RAA435-277A [78964]	11-'14 GM 3500, DRW, non-chassis	RAA435-219-P [77378]	09-'10 Sierra & Silverado 2500, posi

## Jeep M35

PART #	Description	PART #	Description
RAA435-134A [73020]	2007 Wrangler, 3.21	RAA435-1811A-P [78548]	93-'95 Wrangler, ABS, 3.07, posi
RAA435-134A-P [76895]	2007 Wrangler, 3.21, posi	RAA435-1811B [72276]	93-'95 Wrangler, ABS, 3.55
RAA435-134B [75017]	2007 Wrangler, 3.55	RAA435-1811B-P [74492]	93-'95 Wrangler, ABS, 3.55, posi
RAA435-134B-P [71146]	2007 Wrangler, 3.55, posi	RAA435-1839A [78571]	94-'98 Grand Cherokee, disc brake, 3.55
RAA435-135A [71824]	2007 Wrangler, 3.21	RAA435-1839A-P [77242]	94-'98 Grand Cherokee, disc brake, 3.55, posi
RAA435-135A-P [73674]	2007 Wrangler, 3.21, posi	RAA435-1839B [71137]	94-'98 Grand Cherokee, disc brake, 3.73
RAA435-135B [75328]	2007 Wrangler, 4.11	RAA435-1839B-P [79332]	94-'98 Grand Cherokee, disc brake, 3.73, posi
RAA435-135B-P [77982]	2007 Wrangler, 4.11, posi	RAA435-1883A [74614]	97-'02 Wrangler, non-ABS, 3.07
RAA435-1485A [75982]	87-'89 Wrangler, 3.08	RAA435-1883A-P [76698]	97-'02 Wrangler, non-ABS, 3.07, posi
RAA435-1485A-P [71319]	87-'89 Wrangler, 3.08, posi	RAA435-1883B [70477]	97-'02 Wrangler, non-ABS, 3.55
RAA435-1485B [78226]	87-'89 Wrangler, 3.55	RAA435-1883B-P [71321]	97-'02 Wrangler, non-ABS, 3.55, posi
RAA435-1485B-P [78337]	87-'89 Wrangler, 3.55, posi	RAA435-1883C [76766]	97-'02 Wrangler, non-ABS, 3.73
RAA435-1485C [77530]	87-'89 Wrangler, 4.11	RAA435-1883C-P [77088]	97-'02 Wrangler, non-ABS, 3.73, posi
RAA435-1485C-P [73750]	87-'89 Wrangler, 4.11, posi	RAA435-1883D [73870]	97-'02 Wrangler, non-ABS, 4.11
RAA435-1565A [76080]	90-'95 Wrangler, non-ABS, 3.07	RAA435-1883D-P [71276]	97-'02 Wrangler, non-ABS, 4.11, posi
RAA435-1565A-P [72947]	90-'95 Wrangler, non-ABS, 3.07, posi	RAA435-1883E [75253]	97-'02 Wrangler, ABS, 3.07
RAA435-1565B [78661]	90-'95 Wrangler, non-ABS, 3.55	RAA435-1883E-P [70872]	97-'02 Wrangler, ABS, 3.07, posi
RAA435-1565B-P [76130]	90-'95 Wrangler, non-ABS, 3.55, posi	RAA435-1883F [76014]	97-'02 Wrangler, ABS, 3.55
RAA435-1565C [76929]	90-'95 Wrangler, non-ABS, 3.73	RAA435-1883F-P [78033]	97-'02 Wrangler, ABS, 3.55, posi
RAA435-1565C-P [78343]	90-'95 Wrangler, non-ABS, 3.73, posi	RAA435-1883G [77399]	97-'02 Wrangler, ABS, 3.73
RAA435-1565D [70942]	90-'95 Wrangler, non-ABS, 4.11	RAA435-1883G-P [73920]	97-'02 Wrangler, ABS, 3.73, posi
RAA435-1565D-P [76379]	90-'95 Wrangler, non-ABS, 4.11, posi	RAA435-1883H [75710]	97-'02 Wrangler, ABS, 4.11
RAA435-1567A [70433]	90-'01 Cherokee & 1990 Wrangler, ABS, 3.55	RAA435-1883H-P [73425]	97-'02 Wrangler, ABS, 4.11, posi
RAA435-1567A-P [73219]	90-'01 Cherokee & 1990 Wrangler, ABS, 3.55, posi	RAA435-1983A [73390]	99-'04 Grand Cherokee, 3.55
RAA435-1567B [73311]	90-'01 Cherokee & 1990 Wrangler, ABS, 3.73	RAA435-1983A-P [77531]	99-'04 Grand Cherokee, 3.55, posi
RAA435-1567B-P [75423]	90-'01 Cherokee & 1990 Wrangler, ABS, 3.73, posi	RAA435-1983B [77543]	99-'04 Grand Cherokee, 3.73
RAA435-1567C [76864]	91-'96 Cherokee, ABS, 3.07	RAA435-1983B-P [72353]	99-'04 Grand Cherokee, 3.73, posi
RAA435-1567C-P [70577]	91-'96 Cherokee, ABS, 3.07, posi	RAA435-2115A [77824]	2002 Liberty 3.7L, non-ABS, 3.73
RAA435-1568A [74826]	90-'01 Cherokee, non-ABS, 9" brakes, 3.07	RAA435-2115A-P [73655]	2002 Liberty 3.7L, non-ABS, 3.73, posi
RAA435-1568A-P [74092]	90-'01 Cherokee, non-ABS, 9" brakes, 3.07, posi	RAA435-2115B [78303]	2002 Liberty 3.7L, non-ABS, 4.11
RAA435-1568B [70716]	90-'01 Cherokee, non-ABS, 9" brakes, 3.55	RAA435-2115B-P [76658]	2002 Liberty 3.7L, non-ABS, 4.11, posi
RAA435-1568B-P [76606]	90-'01 Cherokee, non-ABS, 9" brakes, 3.55, posi	RAA435-2115C [70861]	2002 Liberty 3.7L, ABS, 3.73
RAA435-1568C [77019]	90-'96 Cherokee, non-ABS, 10" brakes, 3.07	RAA435-2115C-P [74967]	2002 Liberty 3.7L, ABS, 3.73, posi
RAA435-1568C-P [72990]	90-'96 Cherokee, non-ABS, 10" brakes, 3.07, posi	RAA435-2115D [77400]	2002 Liberty 3.7L, ABS, 4.11
RAA435-1568D [72830]	90-'96 Cherokee, non-ABS, 10" brakes, 3.55	RAA435-2115D-P [76333]	2002 Liberty 3.7L, ABS, 4.11, posi
RAA435-1568D-P [76173]	90-'96 Cherokee, non-ABS, 10" brakes, 3.55, posi	RAA435-2149A [78555]	03-'05 Wrangler, 3.07
RAA435-1568E [70587]	90-'01 Cherokee, non-ABS, 9" brakes, 4.11	RAA435-2149A-P [77208]	03-'05 Wrangler, 3.07, posi
RAA435-1568E-P [71536]	90-'01 Cherokee, non-ABS, 9" brakes, 4.11, posi	RAA435-2149B [71230]	03-'05 Wrangler, non-ABS, 3.73
RAA435-1568F [75049]	90-'01 Cherokee, non-ABS, 10" brakes, 4.11	RAA435-2149B-P [76518]	03-'05 Wrangler, non-ABS, 3.73, posi
RAA435-1568F-P [76396]	90-'01 Cherokee, non-ABS, 10" brakes, 4.11, posi	RAA435-2149C [75837]	03-'05 Wrangler, ABS, 3.73
RAA435-1701A [78057]	93-'95 Grand Cherokee, drum brake, 3.55	RAA435-2149C-P [75483]	03-'05 Wrangler, ABS, 3.73, posi
RAA435-1701A-P [73259]	93-'95 Grand Cherokee, drum brake, 3.55, posi	RAA435-2149D [72005]	03-'05 Wrangler, 4.11
RAA435-1701B [73214]	93-'95 Grand Cherokee, drum brake, 3.73	RAA435-2149D-P [78231]	03-'05 Wrangler, 4.11, posi
RAA435-1701B-P [73683]	93-'95 Grand Cherokee, drum brake, 3.73, posi	RAA435-2149E [73063]	03-'05 Wrangler, 4.56
RAA435-1811A [71540]	93-'95 Wrangler, ABS, 3.07	RAA435-2149E-P [73899]	03-'05 Wrangler, 4.56, posi

## Jeep D30

PART #	Description	PART #	Description
RAA434-101A [78069]	96-'98 Grand Cherokee, U/Joint yoke & axle, 3.55	RAA434-1877A [76783]	97-'02 Wrangler, non-ABS, 3.07
RAA434-101B [75324]	96-'98 Grand Cherokee, CV yoke, U/Joint Axles, 3.55	RAA434-1877B [78045]	97-'02 Wrangler, non-ABS, 3.55
RAA434-101C [78539]	96-'98 Grand Cherokee, U/Joint yoke & axle, 3.73	RAA434-1877C [77083]	97-'02 Wrangler, non-ABS, 3.73
RAA434-101D [76886]	96-'98 Grand Cherokee, CV yoke, U/Joint Axles, 3.73	RAA434-1877D [73846]	97-'02 Wrangler, non-ABS, 4.11
RAA434-101E [76399]	96-'98 Grand Cherokee, U/Joint yoke, CV Axles, 3.55	RAA434-1877E [77361]	97-'99 Wrangler, ABS, 3.07
RAA434-101F [74698]	96-'98 Grand Cherokee, CV yoke & Axles, 3.55	RAA434-1877F [78931]	97-'99 Wrangler, ABS, 3.55
RAA434-101G [76668]	96-'98 Grand Cherokee, U/Joint yoke, CV Axles, 3.73	RAA434-1877G [72963]	97-'99 Wrangler, ABS, 3.73
RAA434-101H [70106]	96-'98 Grand Cherokee, CV yoke & Axles, 3.73	RAA434-1877H [71926]	97-'99 Wrangler, ABS, 4.11
RAA434-106A [70879]	2000 Grand Cherokee, 3.73	RAA434-1877J [71135]	03-'05 Wrangler, ABS, 4.56
RAA434-106B [77104]	2000 Grand Cherokee, 3.73	RAA434-1878A [72038]	97-'05 Wrangler, non-ABS, 3.55
RAA434-107A [70763]	200 Grand Cherokee, non-ABS, 3.73	RAA434-1878B [78622]	97-'05 Wrangler, non-ABS, 3.73
RAA434-107B [79698]	200 Grand Cherokee, ABS, 3.73	RAA434-1878C [70995]	97-'05 Wrangler, non-ABS, 4.11
RAA434-1099 [74284]	72-'75 CJ	RAA434-1878D [71630]	97-'05 Wrangler, ABS, 3.07
RAA434-114A [78540]	07-'14 Wrangler, 3.21	RAA434-1878E [72657]	97-'05 Wrangler, ABS, 3.73
RAA434-114B [75642]	2007 Wrangler, 4.11	RAA434-1878F [76758]	97-'05 Wrangler, ABS, 4.11
RAA434-114C [74553]	11-'14 Wrangler, 3.73	RAA434-1894A [74457]	1998 Grand Cherokee, w/ 242 t-case, 3.55
RAA434-114D [75310]	09-'10 Wrangler, 3.21	RAA434-1894B [74009]	1998 Grand Cherokee, w/ 242 t-case, 3.55
RAA434-114E [73019]	09-'10 Wrangler, 3.73	RAA434-1894C [77828]	1998 Grand Cherokee, w/ 242 t-case, 3.73
RAA434-115A [70053]	11-'14 Wrangler, non-ABS, 3.21	RAA434-1894D [71252]	1998 Grand Cherokee, w/ 242 t-case, 3.73
RAA434-115B [72623]	2007 Wrangler, non-ABS, 4.11	RAA434-1894E [75033]	1998 Grand Cherokee, w/ 242 t-case, 3.55
RAA434-115C [78937]	11-'14 Wrangler, non-ABS, 3.73	RAA434-1894F [75825]	1998 Grand Cherokee, w/ 242 t-case, 3.55
RAA434-115D [70563]	09-'10 Wrangler, ABS, 3.21	RAA434-1894G [74718]	1998 Grand Cherokee, w/ 242 t-case, 3.73
RAA434-115E [76856]	09-'10 Wrangler, ABS, 3.73	RAA434-1894H [73072]	1998 Grand Cherokee, w/ 242 t-case, 3.73
RAA434-1480A [78800]	87-'89 Wrangler, 3.08	RAA434-1917A [73939]	99-'04 Grand Cherokee, u/joint yoke, 3.55
RAA434-1480B [71041]	87-'89 Wrangler, 3.55	RAA434-1917B [74938]	99-'04 Grand Cherokee, u/joint yoke, 3.73
RAA434-1480C [73625]	87-'89 Wrangler, 4.11	RAA434-1917C [73653]	99-'04 Grand Cherokee 4.0L, 3.55
RAA434-1561A [79319]	90-'95 Wrangler, non-ABS, 3.07	RAA434-1917D [75927]	99-'04 Grand Cherokee, Quadra drive, 3.73
RAA434-1561B [71818]	90-'95 Wrangler, non-ABS, 3.55	RAA434-1918 [71344]	99-'04 Grand Cherokee, w/ Tari-Loc, 3.73
RAA434-1561C [79229]	90-'95 Wrangler, non-ABS, 3.73	RAA434-1922A [70815]	2000 Grand Cherokee, 3.73
RAA434-1561D [73272]	90-'95 Wrangler, non-ABS, 4.11	RAA434-1922B [70114]	2000 Grand Cherokee, 3.91
RAA434-1562B [71641]	94-'99 Cherokee, ABS, 3.07	RAA434-1923A [70334]	2000 Grand Cherokee, 3.73
RAA434-1562C [77949]	94-'99 Cherokee, non-ABS, 3.07	RAA434-1923B [78707]	2000 Grand Cherokee, 3.91
RAA434-1562E [75433]	94-'99 Cherokee, ABS, 3.55	RAA434-1928A [71731]	00-'01 Cherokee, non-ABS, 3.07
RAA434-1562F [74692]	94-'99 Cherokee, non-ABS, 3.55	RAA434-1928B [78157]	00-'01 Cherokee, non-ABS, 3.55
RAA434-1562H [70617]	94-'99 Cherokee, ABS, 3.73	RAA434-1928C [74354]	00-'01 Cherokee, ABS, 3.07
RAA434-1562J [78963]	94-'99 Cherokee, non-ABS, 3.73	RAA434-1928D [75420]	00-'01 Cherokee, ABS, 3.55
RAA434-1562M [72998]	94-'99 Cherokee, ABS, 4.11	RAA434-1929A [70771]	00-'01 Cherokee, non-ABS, 3.55
RAA434-1562N [73626]	94-'99 Cherokee, non-ABS, 4.11	RAA434-1929B [71461]	00-'01 Cherokee, ABS, 3.55
RAA434-1808A [72656]	90-'95 Wrangler, ABS, 3.07	RAA434-1930 [71702]	2000 Cherokee, non-ABS, 4.11 ratio
RAA434-1808B [76532]	90-'95 Wrangler, ABS, 3.55	RAA434-1931 [78859]	2000 Cherokee, non-ABS, 4.11 ratio
RAA434-1809A [78027]	94-'99 Cherokee, non-ABS, 3.55	RAA440-1369A [77407]	02-'05 Liberty
RAA434-1809B [74559]	94-'99 Cherokee, non-ABS, 4.11	RAA440-1369B [71030]	02-'07 Liberty 3.7L, 3.73
RAA434-1810A [77264]	93-'98 Grand Cherokee, w/ 249 t-case, 3.55	RAA440-1369C [74817]	02-'05 Liberty 2.4L
RAA434-1810B [72051]	93-'98 Grand Cherokee, w/ 249 t-case, 3.55	RAA440-1402 [78080]	05-'09 Grand Cherokee, electric locker, 3.73
RAA434-1810C [75565]	93-'98 Grand Cherokee, w/ 249 t-case, 3.73	RAA440-1403A [76140]	05-'09 Grand Cherokee, 3.07
RAA434-1810D [79057]	93-'98 Grand Cherokee, w/ 249 t-case, 3.73	RAA440-1403B [71127]	05-'09 Grand Cherokee, 3.73
RAA434-1810E [72819]	93-'98 Grand Cherokee, w/ 249 t-case, 3.55	RAA440-1403C [79558]	05-'09 Grand Cherokee, 3.55
RAA434-1810F [73720]	93-'98 Grand Cherokee, w/ 249 t-case, 3.55	RAA440-149A [76947]	07-'12 Liberty & Nitro, 3.21
RAA434-1810G [77500]	93-'98 Grand Cherokee, w/ 249 t-case, CV yoke & Axles, 3.73	RAA440-149B [79141]	07-'12 Liberty & Nitro, 3.55
RAA434-1810H [72133]	93-'98 Grand Cherokee, w/ 249 t-case, U/Joint yoke, 3.73	RAA440-149C [77270]	07-'12 Liberty & Nitro, 3.73
		RAA440-149D [78261]	07-'12 Liberty & Nitro, 3.07

## Jeep D44

PART #	Description	PART #	Description
RAA434-116A [74588]	2007 Wrangler, 3.21	RAA435-137C [71834]	2007 Wrangler, w/o Tru-Lok, 4.11
RAA434-116B [73962]	07-'08 Wrangler, w/ electric locker, 4.11	RAA435-137D [74710]	08-'14 Wrangler, 3.73
RAA434-116D [71833]	11-'14 Wrangler, 3.21	RAA435-147A [74739]	07-'15 Wrangler, 3.21
RAA434-116E [75302]	09-'10 Wrangler, 3.73	RAA435-147A-P [72652]	07-'15 Wrangler, 3.21, posi
RAA434-117A [78583]	2007 Wrangler, non-ABS, 3.21	RAA435-147B [77365]	07-'15 Wrangler, 3.73
RAA434-117B [72352]	07-'08 Wrangler, non-ABS, 4.11, posi	RAA435-147B-P [70345]	07-'15 Wrangler, 3.73, posi
RAA434-117C [71605]	09-'14 Wrangler, ABS, posi, 4.11	RAA435-147C [75211]	07-'15 Wrangler, 4.11
RAA435-126 [76764]	06-'10 Grand Cherokee & Commander, non-SRT8, 3.73	RAA435-147C-P [76451]	07-'15 Wrangler, 4.11, posi
RAA435-126-P [70180]	06-'10 Grand Cherokee & Commander, non-SRT8, 3.73, posi	RAA435-148A [71257]	07-'15 Wrangler, w/ electric locker, 3.73
RAA435-137A [73341]	07-'14 Wrangler, 3.21	RAA435-148B [72583]	07-'15 Wrangler, w/ electric locker, 4.11
RAA435-137A-P [78722]	07-'14 Wrangler, 3.21, posi	RAA435-155 [71998]	06-'10 Grand Cherokee SRT8, 3.73
		RAA435-1881A [71099]	96-'98 Grand Cherokee, disc brake, 3.54

Continued on next page



## Jeep D44 (Cont.)

PART #	Description	PART #	Description
RAA435-1881A-P [74931]	96-'98 Grand Cherokee, disc brake, 3.54, posi	RAA435-1986B [73490]	99-'04 Grand Cherokee, Quadra Drive, 3.91
RAA435-1881B [76425]	96-'98 Grand Cherokee, disc brake, 3.73	RAA435-2150A [79432]	03-'06 Wrangler, drum brakes, 3.73
RAA435-1881B-P [70601]	96-'98 Grand Cherokee, disc brake, 3.73, posi	RAA435-2150A-P [76036]	03-'06 Wrangler, drum brakes, 3.73, posi
RAA435-1884A [76675]	97-'99 Wrangler, 3.07	RAA435-2150B [79574]	03-'06 Wrangler, disc brakes, 3.73
RAA435-1884A-P [75526]	97-'99 Wrangler, 3.07, posi	RAA435-2150B-P [70329]	03-'06 Wrangler, disc brakes, 3.73, posi
RAA435-1884B [70103]	97-'99 Wrangler, 3.55	RAA435-2150C [72413]	03-'06 Wrangler Rubicon, w/ air operated locker, 4.11
RAA435-1884B-P [75051]	97-'99 Wrangler, 3.55, posi	RAA435-2151A [75395]	03-'05 Wrangler, 3.07
RAA435-1884C [78778]	97-'02 Wrangler, 3.73	RAA435-2151A-P [70654]	03-'05 Wrangler, 3.07, posi
RAA435-1884C-P [73029]	97-'02 Wrangler, 3.73, posi	RAA435-2151B [73696]	03-'05 Wrangler, 3.73
RAA435-1884D [74677]	97-'02 Wrangler, 4.11	RAA435-2151B-P [71591]	03-'05 Wrangler, 3.73, posi
RAA435-1884D-P [78904]	97-'02 Wrangler, 4.11, posi	RAA435-2218 [75044]	04-'06 Wrangler, 3.73
RAA435-1985A [79218]	99-'04 Grand Cherokee, select trac, 3.73	RAA435-2218-P [79196]	04-'06 Wrangler, 3.73, posi
RAA435-1985A-P [70008]	99-'04 Grand Cherokee, select trac, 3.73, posi	RAA435-2227A [75761]	99-'04 Grand Cherokee, 2WD, 3.07
RAA435-1985B [78481]	2000 Grand Cherokee, non-Quadra Drive, 3.91	RAA435-2227A-P [79710]	99-'04 Grand Cherokee, 2WD, 3.07, posi
RAA435-1985B-P [75444]	2000 Grand Cherokee, non-Quadra Drive, 3.91, posi	RAA435-2227B [71975]	99-'04 Grand Cherokee, 2WD, 3.73
RAA435-1986A [72396]	99-'04 Grand Cherokee, Quadra Drive, Vari-Lok, 3.73	RAA435-2227B-P [77035]	99-'04 Grand Cherokee, 2WD, 3.73, posi

## Jeep D44 Front

PART #	Description	PART #	Description
RAA434-116C [77377]	09-'10 Wrangler, w/ electric locker, 4.11	RAA434-1949 [72723]	03-'06 Wrangler Rubicon, w/ air operated locker, 4.11

## Jeep 8.25"

PART #	Description	PART #	Description
RAA435-117A [79490]	06-'07 Liberty, 3.55	RAA435-2152B [73973]	2003 Liberty 3.7L, ABS, U/Joint driveshaft, 3.73, posi
RAA435-117A-P [78389]	06-'07 Liberty, 3.55, posi	RAA435-2152B-P [70921]	2003 Liberty 3.7L, ABS, U/Joint driveshaft, 3.73, posi
RAA435-117B [73241]	06-'07 Liberty, 3.73	RAA435-2152C [75933]	2003 Liberty 2.4L, U/Joint driveshaft, 4.11
RAA435-117B-P [79426]	06-'07 Liberty, 3.73, posi	RAA435-2152C-P [77173]	2003 Liberty 2.4L, U/Joint driveshaft, 4.11, posi
RAA435-127 [75289]	2006 Commander, w/ electric locker, 3.73	RAA435-2152D [78529]	03-'04 Liberty 3.7L, non-ABS, CV driveshaft, 3.73
RAA435-140A [75290]	07-'09 Nitro & Liberty, 3.21	RAA435-2152D-P [70050]	03-'04 Liberty 3.7L, non-ABS, CV driveshaft, 3.73, posi
RAA435-140A-P [70926]	07-'09 Nitro & Liberty, 3.21, posi	RAA435-2152E [70734]	2003 Liberty, ABS, CV driveshaft, 3.73
RAA435-140B [77602]	07-'09 Nitro & Liberty, 3.55	RAA435-2152E-P [76191]	2003 Liberty, ABS, CV driveshaft, 3.73, posi
RAA435-140B-P [78073]	07-'09 Nitro & Liberty, 3.55, posi	RAA435-2152F [73338]	2003 Liberty, ABS, CV driveshaft, 4.11
RAA435-140C [73807]	07-'09 Nitro & Liberty, 3.73	RAA435-2152F-P [71464]	2003 Liberty, ABS, CV driveshaft, 4.11, posi
RAA435-140C-P [74348]	07-'09 Nitro & Liberty, 3.73, posi	RAA435-2228 [79254]	2005 Grand Cherokee, 4WD, 3.73
RAA435-140D [76099]	2012 Liberty, 3.07	RAA435-2228-P [71202]	2005 Grand Cherokee, 4WD, electric locker, 3.73
RAA435-140D-P [75274]	2012 Liberty, 3.07, posi	RAA435-2229A [75225]	05-'06 Grand Cherokee, 4WD, 3.07
RAA435-145A [70092]	2005 Grand Cherokee 3.7L, Varilock, 3.07	RAA435-2229A-P [79403]	05-'06 Grand Cherokee, 4WD, 3.07, posi
RAA435-145B [71169]	2005 Grand Cherokee 3.7L, Varilock, 3.73	RAA435-2229B [71754]	05-'06 Grand Cherokee, 4WD, 3.73
RAA435-151A [72800]	07-'10 Grand Cherokee & Commander, 3.07	RAA435-2229B-P [75405]	05-'06 Grand Cherokee, 4WD, 3.73, posi
RAA435-151A-P [73479]	07-'10 Grand Cherokee & Commander, 3.07, posi	RAA435-2229C [77917]	05-'06 Grand Cherokee, 4WD, 3.55
RAA435-151B [79058]	07-'10 Grand Cherokee & Commander, 3.55	RAA435-2229C-P [76019]	05-'06 Grand Cherokee, 4WD, 3.55, posi
RAA435-151B-P [78673]	07-'10 Grand Cherokee & Commander, 3.55, posi	RAA435-2242A [78862]	2005 Liberty 3.7L, non-ABS, 3.55
RAA435-151C [71775]	07-'10 Grand Cherokee & Commander, 3.73	RAA435-2242A-P [78975]	2005 Liberty 3.7L, non-ABS, 3.55, posi
RAA435-151C-P [72611]	07-'10 Grand Cherokee & Commander, 3.73, posi	RAA435-2242B [76621]	2005 Liberty 3.7L, non-ABS, 3.73
RAA435-154-P [77887]	06-'10 Grand Cherokee & Commander, w/ electric locker, 3.73	RAA435-2242B-P [75751]	2005 Liberty 3.7L, non-ABS, 3.73, posi
RAA435-1566A [76234]	91-'01 Cherokee, 3.07	RAA435-2242C [70659]	2005 Liberty 2.8L, ABS, 3.73
RAA435-1566A-P [73384]	91-'01 Cherokee, 3.07, posi	RAA435-2242C-P [76790]	2005 Liberty 2.8L, ABS, 3.73, posi
RAA435-1566B [72679]	91-'01 Cherokee, 3.55	RAA435-2242D [76976]	2005 Liberty 2.4L, ABS, 4.11
RAA435-1566B-P [74842]	91-'01 Cherokee, 3.55, posi	RAA435-2242D-P [70471]	2005 Liberty 2.4L, ABS, 4.11, posi
RAA435-1566C [73469]	91-'01 Cherokee, 4.11	RAA435-2242E [73414]	2005 Liberty 2.8L, ABS, 3.55
RAA435-1566C-P [71717]	91-'01 Cherokee, 4.11, posi	RAA435-2242E-P [77050]	2005 Liberty 2.8L, ABS, 3.55, posi
RAA435-2114A [71693]	2002 Liberty 3.7L, non-ABS, 3.73	RAA435-2242F [71109]	2005 Liberty 3.7L, non-ABS, 3.55
RAA435-2114A-P [75848]	2002 Liberty 3.7L, non-ABS, 3.73, posi	RAA435-2242F-P [78970]	2005 Liberty 3.7L, non-ABS, 3.55, posi
RAA435-2114B [78840]	2002 Liberty 3.7L, non-ABS, 4.11	RAA435-2242G [73742]	2005 Liberty 3.7L, non-ABS, 3.73
RAA435-2114B-P [73813]	2002 Liberty 3.7L, non-ABS, 4.11, posi	RAA435-2242G-P [75163]	2005 Liberty 3.7L, non-ABS, 3.73, posi
RAA435-2114C [72566]	2002 Liberty 3.7L, ABS, 3.73	RAA435-2242H [70252]	2005 Liberty 2.8L & 3.7L, ABS, 3.73
RAA435-2114C-P [73642]	2002 Liberty 3.7L, ABS, 3.73, posi	RAA435-2242H-P [75977]	2005 Liberty 2.8L & 3.7L, ABS, 3.73, posi
RAA435-2114D [79712]	2002 Liberty 3.7L, ABS, 4.11	RAA435-2242J [74177]	2005 Liberty 2.4L & 3.7L, non-ABS, 4.11
RAA435-2114D-P [73951]	2002 Liberty 3.7L, ABS, 4.11, posi	RAA435-2242J-P [77772]	2005 Liberty 2.4L & 3.7L, non-ABS, 4.11, posi
RAA435-2152A [77459]	2003 Liberty 3.7L, non-ABS, U/Joint driveshaft, 3.73	RAA435-2242K [71364]	2005 Liberty 2.8L, ABS, 3.55
RAA435-2152A-P [70916]	2003 Liberty 3.7L, non-ABS, U/Joint driveshaft, 3.73, posi	RAA435-2242K-P [76824]	2005 Liberty 2.8L, ABS, 3.55, posi

## Mercedes

PART #	Description	PART #	Description
RAA1643302202 [78432]	07-'12 GL320, GL450, GL550 & '06-'11 ML500 & ML550 Front, 3.70	RAA1643302402 [76666]	06-'11 ML350 Front, 3.90

## Nissan/ Dana M226

PART #	Description	PART #	Description
RAA435-50116 [71781]	2007 Titan, 4WD, electric locker, 3.36	RAA435-50137 [72063]	08-'15 Titan, 4WD, 139.8" wheel base, 2.94
RAA435-50131 [71826]	08-'15 Titan, 2WD, 139.8" wheel base, 2.94	RAA435-50137-P [78212]	08-'15 Titan, 4WD, 139.8" wheel base, 2.94, posi
RAA435-50131-P [70443]	08-'15 Titan, 2WD, 139.8" wheel base, 2.94, posi	RAA435-58882A [70655]	04-'07 Titan, 2WD, 3.36
RAA435-50132 [77794]	08-'15 Titan, 2WD, 159.4" wheel base, 2.94	RAA435-58882B [72927]	04-'07 Titan, 2WD, 3.36, electric locker
RAA435-50132-P [75866]	08-'15 Titan, 2WD, 159.4" wheel base, 2.94, posi	RAA435-58883A [73706]	04-'07 Titan, 2WD, 2.94
RAA435-50133 [70010]	08-'15 Titan, 2WD, 139.8" wheel base, 3.36	RAA435-58883B [71409]	04-'07 Titan, 4WD, 2.94
RAA435-50133-P [74579]	08-'15 Titan, 2WD, 139.8" wheel base, 3.36, posi	RAA435-58883B-P [74313]	04-'07 Titan, 4WD, 2.94, electric locker
RAA435-50134 [76585]	08-'15 Titan, 2WD, 159.4" wheel base, 3.36	RAA435-58884A [71431]	04-'07 Titan, 4WD, 3.36
RAA435-50134-P [70543]	08-'15 Titan, 2WD, 159.4" wheel base, 3.36, posi	RAA435-58884B [74621]	04-'07 Titan, 4WD, 3.36, electric locker
RAA435-50135 [77084]	08-'15 Titan, 4WD, 139.8" wheel base, 3.36, electric locker	RAA435-50138-P [30410]	08-'14 Titan, 4WD, 2.94, posi
RAA435-50136 [74712]	08-'15 Titan, 4WD, 159.4" wheel base, 3.36, electric locker	RAA435-50139-P [30411]	08-'14 Titan, 4WD, 2.94, posi
		RAA435-50140-P [30412]	08-'14 Titan, 4WD, 2.94, posi

## Rockwell 20145

PART #	Description	PART #	Description
RAA20145-UNIT-1 [78544]	Aluminum housing, 1480 U/Joint, with spool, 6.14	RAA20145-UNIT-3 [72160]	Iron housing, 1480 U/Joint, with spool, 6.14
RAA20145-UNIT-2 [71716]	Aluminum housing, 1480 U/Joint, with spool, 6.14		

## Spicer S110

PART #	Description	PART #	Description
RAA676069R [71719]	4.30, ABS	RAA676102R [76960]	4.88, ABS, w/ locker
RAA676070R [71529]	4.88, ABS	RAA676106R [77657]	5.38, ABS, w/ locker
RAA676074R [72577]	5.38, ABS	RAA681480R [72331]	4.11, w/o yoke
RAA676101R [78944]	4.30, posi, w/o yoke	RAA681565R [79620]	4.11, ABS, w/ locker

## Spicer S135 & S150

PART #	Description	PART #	Description
RAA360CA102-1XR [73337]	4.88, w/ ABS, W/O yoke, open	RAA360CA106-1XR [78356]	4.88, w/ ABS, W/O yoke, with locker
RAA360CA102-3XR [71619]	5.38, w/ ABS, W/O yoke, open	RAA360CA106-2XR [73881]	5.38, w/ ABS, W/O yoke, with locker

## Toyota 10.5"

PART #	Description	PART #	Description
RAA435-50130A [71925]	07-'16 Tundra, 4.11	RAA435-50130B [70359]	07-'16 Tundra, 4.30

## Toyota TV6

PART #	Description	PART #	Description
RAA440-58123A [75088]	89-'92 P/U & 4Runner, 4.11	RAA440-58736B [76185]	96-'00 4Runner, 4.11, posi
RAA440-58736A [78453]	96-'00 4Runner, 4.56, posi	RAA440-58736C [75563]	96-'00 4Runner, 4.30 w/ Locker, 3rd Member



# Remanufactured Manual Transmissions



- Cases & internals thoroughly inspected for cracks, wear & stripped threads
- Shaft straightness, gear wear, & chain stretch extensively tested
- Viscous coupler always replaced
- Spin-tested for shiftability & noise level



## Chrysler Misc.

PART #	Description	PART #	Description
RMT4101 [30421]	03-'05 PT Cruiser turbo, 5 speed	RMT60960 [70006]	00-'05 Stratus, Eclipse & Sebring 3.0L, 5 speed
RMT578D-1 [77709]	95-'99 passenger car, 5 speed, 5.0L, non-turbo	RMT833D-1 [30448]	64-'75 passenger car, 4 speed

## Chrysler NSG370

PART #	Description
RMTNSG370-8 [30486]	04-'08 Crossfire, 6 speed

## Dodge A535

PART #	Description	PART #	Description
RMT535D-1 [73692]	87-'91 Dakota, 5 speed, 2WD, 23 spline input, Alum. & tail	RMT535D-4 [70484]	88-'91 Van, 5 speed, 2WD, Alum. & tail, flat cover
RMT535D-2 [77522]	87-'91 Dakota, 5 speed, 4WD, 23 spline input, Alum. & tail	RMT535D-3 [30430]	92-'93 Dakota 2.5L, 5 speed, 2WD, 19 spline input, Alum. & tail

## Dodge AX15

PART #	Description	PART #	Description
RMTAX15D-1 [78986]	92-'99 Dakota 3.9L, 5 speed, 2WD, 10 spline input, 27 spline output	RMTAX15D-3 [73041]	94-'99 Dakota 3.9L, 5 speed, Alum., no top cover
RMTAX15D-2 [30449]	92-'93 Dakota, 5 speed, 4WD, Alum., no top cover		

## Dodge/ Mitsubishi D50

PART #	Description	PART #	Description
RMTD504X45SPD [76481]	D50 Dodge 2.6L, 5 speed, 4WD	RMTD50X422L [30459]	D50 Mitsubishi 2.0L, 2WD



## Dodge G238

PART #	Description	PART #	Description
RMT238D-1 [71735]	05-'09 Dakota 3.7L & 4.7L, 6 speed, 2WD, Alum.	RMT238D-3 [76390]	05-'08 RAM 1500 3.7L & 4.7L, 6 speed, 2WD, Alum.
RMT238D-2 [75524]	05-'09 Dakota 3.7L & 4.7L, 6 speed, 4WD, Alum.	RMT238D-4 [70119]	05-'08 RAM 1500 3.7L & 4.7L, 6 speed, 4WD, Alum.

## Dodge NP435

PART #	Description
RMT435D-3 [76351]	80-'91 D series, gas, 4 speed, 4WD, 6.68 low, non-synchro 1st

## Dodge NV1500

PART #	Description
RMT1500D-1 [30413]	99-'02 Dakota 2.5L, 5 speed, 2WD, Alum., integral bell housing

## Dodge NV3500

PART #	Description	PART #	Description
RMT3500D-1 [73473]	94-'96 Dakota 5.2L, 5 speed, 4WD, Alum., integral bell	RMT3500D-4 [74233]	98-'04 Ram 1500 3.7L & 4.7L, 5 speed, 2WD, aluminum case, integral bell
RMT3500D-10 [30416]	1997 Dakota 5.2L, 5 speed, 2WD, Alum., integral bell	RMT3500D-5 [71633]	98-'04 Ram 1500 3.7L & 4.7L, 5 speed, 4WD, aluminum case, integral bell
RMT3500D-11 [30417]	98-'99 Dakota 5.2L, 5 speed, 2WD, Alum., integral bell	RMT3500D-6 [72548]	2000 Dakota 3.9L & 4.7L, 5 speed, 2WD, Alum., integral bell
RMT3500D-12 [30418]	01-'04 Dakota 3.9L & 4.7L, 5 speed, 2WD, Alum., integral bell	RMT3500D-7 [70584]	2000 Dakota 3.9L & 4.7L, 5 speed, 4WD, Alum., integral bell
RMT3500D-13 [76356]	01-'04 Dakota 3.9L & 4.7L, 5 speed, 4WD, Alum., integral bell	RMT3500D-8 [71023]	94-'97 Dakota 5.2L, 5 speed, 2WD, Alum., integral bell
RMT3500D-2 [30419]	94-'96 Dakota 5.2L, 5 speed, 2WD, Alum., integral bell	RMT3500D-9 [78827]	94-'97 Dakota 5.2L, 5 speed, 4WD, Alum., integral bell
RMT3500D-3 [74368]	97-'99 Dakota 5.2L, 5 speed, 4WD, Alum., integral bell		

## Dodge NV4500

PART #	Description	PART #	Description
RMT4500D-1 [30428]	92-'93 D series, 2WD, 5 speed, gas, iron case, aluminum top cover	RMT4500D-2 [77354]	94-'97 5.2L & 5.9L gas, 5 speed, 2WD, cast iron case, aluminum top cover
RMT4500D-10 [78470]	03-'05 2500 & 3500 5.7L, 5 speed, 2WD, cast iron case, aluminum top cover	RMT4500D-3 [70700]	94-'97 8.0L or diesel, 5 speed, 2WD, cast iron case, aluminum top cover
RMT4500D-11 [76284]	03-'05 2500 & 3500 5.7L, 5 speed, 4WD, cast iron case, aluminum top cover	RMT4500D-4 [73989]	94-'97 8.0L or diesel, 5 speed, 4WD, cast iron case, aluminum top cover
RMT4500D-12 [70259]	03-'04 2500 & 3500, 5 speed, 2WD, cast iron case, aluminum top cover	RMT4500D-5 [78352]	98-'02 8.0L or diesel, 5 speed, 2WD, cast iron case, aluminum top cover
RMT4500D-13 [75189]	01-'02 2500 & 3500, 5 speed, 4WD, 5.9L gas, 29 spline output, cast iron case	RMT4500D-6 [77872]	98-'02 8.0L or diesel, 5 speed, 4WD, cast iron case, aluminum top cover
RMT4500D-14 [78997]	92-'93 W-series, 5 speed, 4WD, gas, cast iron case, aluminum top cover	RMT4500D-7 [76290]	98-'00 Ram 5.9L, 5 speed, 2WD, 23 spline, cast iron case, aluminum top cover
RMT4500D-15 [30429]	01-'02 Ra, 5.9L gas, 5 speed, 2WD, iron case, aluminum top cover	RMT4500D-8 [75784]	94-'97 5.2L & 5.9L, 5 speed, 4WD, cast iron case, aluminum top cover
RMT4500D-16 [73201]	98-'01 Ram 2500 & 3500 5.9L, 5 speed, 2WD, cast iron case, aluminum top cover	RMT4500D-9 [74137]	03-'04 Ram, 8.0L or diesel, 5 speed, 4WD, cast iron case, aluminum top cover
RMT4500D-17 [72154]	5 speed, 2WD, for G360 conversion, modified input retainer, w/speedo		
RMT4500D-18 [75998]	5 speed, 4WD, for G360 conversion, modified input retainer, w/speedo		

## Dodge NV5600

PART #	Description	PART #	Description
RMT5600D-1 [78095]	98-'00 Ram 5.9L diesel, 6 speed, 2WD, 1.25" input	RMT5600D-3 [71784]	99-'05 Ram 5.9L diesel, 6 speed, 2WD, 1.375" input
RMT5600D-2 [74947]	98-'00 Ram 5.9L diesel, 6 speed, 4WD, 1.25" input	RMT5600D-4 [72245]	99-'05 Ram 5.9L diesel, 6 speed, 4WD, 1.375" input

## Dodge T56

PART #	Description	PART #	Description
RMT56D-1 [30431]	92-'06 Viper, 6 speed	RMT56D-4 [30432]	04-'06 Ram 1500, 8.3L gas, 6 speed, 2WD

## Ford FM145

PART #	Description	PART #	Description
RMT45F-1 [77022]	96-'98 Mustang GT 4.6L, 5 speed, gear drive vss, green speedo	RMT45F-3 [73534]	96-'98 Mustang Cobra 4.6L, 5 speed, gear driven VSS, red speedo
RMT45F-2 [71379]	99-'01 Mustang 4.6L, 5 speed, mag CSS, reluctor wheel speedo		

## Ford M5R1

PART #	Description	PART #	Description
RMTM5R1F-1SG [30461]	88-'94 Ranger 2.3L, 2WD, green speedo gear, 4 5/8" shifter stub	RMTM5R1F-5TE [72604]	01-'08 Ranger & B-series 3.0L, 2WD, 5" shifter stub
RMTM5R1F-1SP [30462]	88-'94 Ranger 2.3L, 2WD, purple speedo gear, 4 5/8" shifter stub	RMTM5R1F-5TG [79602]	95-'97 Ranger & B-series 3.0L, 2WD, 5" shifter stub, 8 tooth speedo
RMTM5R1F-1SW [71095]	88-'94 Ranger & B-series, 2WD, 4 5/8" shifter stub, 7 tooth speedo	RMTM5R1F-5TN [77393]	98-'00 Ranger & B-series 3.0L, 2WD
RMTM5R1F-1TE [76982]	01-'11 Ranger & B-series 2.3L, 2WD, 5" shifter stub	RMTM5R1F-5TP [30469]	95-'97 Ranger & B-series 3.0L, 2WD, 5" shifter stub, 8 tooth speedo
RMTM5R1F-1TG [30463]	95-'97 Ranger 2.3L, 2WD, 5" shifter stub, green speedo gear	RMTM5R1F-5TW [30470]	95-'97 Ranger & B-series 3.0L, 2WD, 5" shifter stub, 7 tooth speedo
RMTM5R1F-1TN [75214]	98-'01 Ranger & B-series, 2WD, 5" shifter stub, no VSS or speedo	RMTM5R1F-6SN [79427]	91-'94 Ranger & B-series, 4WD, 4 5/8" shifter stub, no speedo
RMTM5R1F-1TP [30464]	95-'97 Ranger 2.3L, 2WD, 5" shifter stub, purple speedo gear	RMTM5R1F-6TE [78802]	02-'08 Ranger & B-series, 3.0L, 4WD, 5" shifter stub
RMTM5R1F-1TW [74222]	95-'97 Ranger & B-series, 2WD, 5" shifter stub, 7 tooth speedo	RMTM5R1F-6TN [30471]	95-'04 Ranger 3.0L, 4WD, 5" shifter stub, no speedo hole
RMTM5R1F-2SN [71820]	88-'94 Ranger & B-series, 4WD, 4 5/8" shifter stub, no speedo	RMTM5R1F-7SG [30472]	90-'94 Ranger 4.0L, 2WD, 4 5/8" shifter stub
RMTM5R1F-2TN [74989]	95-'97 Ranger & B-series, 4WD, 5" shifter stub, no speedo	RMTM5R1F-7SP [30473]	90-'94 Ranger 4.0L, 2WD, 4 5/8" shifter stub
RMTM5R1F-3SG [30465]	88-'92 Ranger 2.9L, 2WD, 4 5/8" shifter stub, green speedo gear	RMTM5R1F-7SW [71400]	90-'94 Ranger 4.0L, 2WD, 4 5/8" shifter stub
RMTM5R1F-3SP [30466]	88-'92 Ranger 2.9L, 2WD, 4 5/8" shifter stub, purple speedo gear	RMTM5R1F-7TE [73794]	01-'11 Ranger & Explorer 4.0L, 2WD, 4 5/8" shifter stub
RMTM5R1F-3SW [72128]	88-'92 Ranger 2.9L, 2WD, 4 5/8" shifter stub, 7 tooth speedo gear	RMTM5R1F-7TG [30474]	95-'97 Ranger & B-series 4.0L, 2WD, 5" shifter stub, 8 tooth speedo
RMTM5R1F-4SN [72872]	88-'92 Ranger 2.9L, 2WD, 4 5/8" shifter stub	RMTM5R1F-7TN [75793]	98-'04 Ranger & Explorer 4.0L, 2WD, 5" shifter stub
RMTM5R1F-5SG [30467]	91-'94 Ranger 3.0L, 2WD, 4 5/8" shifter stub, green speedo gear	RMTM5R1F-7TP [30475]	95-'97 Ranger & B-series 4.0L, 2WD, 5" shifter stub, 6 tooth speedo
RMTM5R1F-5SP [30468]	91-'94 Ranger 3.0L, 2WD, 4 5/8" shifter stub, purple speedo gear	RMTM5R1F-7TW [30476]	95-'97 Ranger & B-series 4.0L, 2WD, 5" shifter stub, 7 tooth speedo
RMTM5R1F-5SW [78952]	91-'94 Ranger 3.0L, 2WD, 4 5/8" shifter stub, 7 tooth speedo gear	RMTM5R1F-8SN [73518]	90-'94 Ranger & Explorer 4.0L, 4WD, 4 5/8" shifter stub
		RMTM5R1F-8TE [77565]	01-'11 Ranger & Explorer 4.0L, 4WD, 5" shifter stub
		RMTM5R1F-8TEX [78779]	01-'04 Ranger & Explorer 4.0L, 4WD, 5" shifter stub
		RMTM5R1F-8TN [70177]	95-'04 Ranger & Explorer 4.0L, 4WD, 5" shifter stub

## Ford M5R4

PART #	Description	PART #	Description
RMTM5R4F-1 [30479]	02-'03 Explorer, 4 door, 2WD, not top cover	RMTM5R4F-2 [30480]	02-'03 Explorer, 4 door, 4WD, not top cover

## Ford NP435

PART #	Description	PART #	Description
RMT435F-3 [78869]	73-'77 F250, 4 speed, 4WD, Alum., w/ separate mounted T-case	RMT435F-5 [77918]	75-'79 F150 & F250, 4WD, cast iron case, aluminum cover, direct mount T-case
RMT435F-4 [75050]	75-'87 F150, F250, F560 & E350, speed, 2WD, cast iron case, aluminum cover	RMT435F-6 [75386]	77-'87 F150, F250 & F350, 4WD, cast iron case, aluminum cover, direct mount T-case



## Ford S5-42

PART #	Description	PART #	Description
RMTS5-42-1 [76131]	87-'92 F-series 4.9L & 5.8L, 2WD, 5.72-0.76 ratio, seven tooth speedo		ratio, 8 tooth speedo
RMTS5-42-10 [71397]	87-'94 F-series 4.9L & 5.8L, 4WD, 5.72-0.76 ratio	RMTS5-42-21 [71936]	87-'92 F-series 6.9L & 7.3L, 5 speed, 2WD, 4.14-0.77 ratio, 8 tooth speedo
RMTS5-42-11 [77640]	87-'94 F-series 4.9L & 5.8L, 5 speed, 2WD, 5.72-0.76 ratio	RMTS5-42-21-P [30488]	87-'92 F-series 6.9L & 7.3L, 5 speed, 2WD, 4.14-0.77 ratio, 8 tooth speedo
RMTS5-42-12 [74206]	87-'95 F-series 6.9L & 7.3L, 5 speed, 4WD, 5.72-0.76 ratio	RMTS5-42-3 [75833]	87-'92 F-series 7.5L, 5 speed, 2WD, 5.72-0.76 ratio, 7 tooth speedo
RMTS5-42-12-P [73234]	87-'95 F-series 6.9L & 7.3L, 5 speed, 4WD, 5.72-0.76 ratio	RMTS5-42-4 [30489]	87-'92 F-series 7.5L, 5 speed, 2WD, 5.72-0.76 ratio, 8 tooth speedo
RMTS5-42-14 [74374]	87-'95 F-series 6.9L & 7.3L, 5 speed, 4WD, 4.14-0.77 ratio	RMTS5-42-6 [79621]	87-'92 F-series 6.9L & 7.3L, 5 speed, 2WD, 4.14-0.77 ratio, 7 tooth speedo
RMTS5-42-14-P [72551]	87-'95 F-series 6.9L & 7.3L, 5 speed, 4WD, 4.14-0.77 ratio	RMTS5-42-6-P [30490]	87-'92 F-series 6.9L & 7.3L, 5 speed, 2WD, 4.14-0.77 ratio, 7 tooth speedo
RMTS5-42-15 [70873]	92-'95 F-series 7.3L, 5 speed, 4.14-0.77 ratio, electric speedo	RMTS5-42-7 [76514]	87-'92 F-series 6.9L & 7.3L, 5 speed, 2WD, 5.72-0.76 ratio, 7 tooth speedo
RMTS5-42-15-P [76410]	92-'95 F-series 7.3L, 5 speed, 4.14-0.77 ratio, electric speedo	RMTS5-42-7-P [30491]	87-'92 F-series 6.9L & 7.3L, 5 speed, 2WD, 5.72-0.76 ratio, 7 tooth speedo
RMTS5-42-16 [77712]	92-'95 F-series 7.3L, 5 speed, 5.72-0.76 ratio, electric speedo	RMTS5-42-8 [74460]	92-'94 F-series 4.9L & 5.8L, 5 speed, 2WD, 5.76-0.76 ratio, electric speedo
RMTS5-42-16-P [30487]	92-'95 F-series 7.3L, 5 speed, 5.72-0.76 ratio, electric speedo	RMTS5-42-9 [73755]	92-'94 F-series 7.5L, 5 speed, 2WD, 5.76-0.76 ratio, electric speedo
RMTS5-42-2 [72892]	87-'92 F-series 4.9L & 5.8L, 5 speed, 2WD, 5.72-0.76		

## Ford S5-47

PART #	Description	PART #	Description
RMTS5-47-1 [74226]	96-'97 F-series 4.9L & 5.8L, 5 speed, 2WD, 5.72-0.76 ratio, electric speedo	RMTS5-47-6 [72796]	96-'97 F-series 7.5L, 5 speed, 4WD, 5.07-0.77 ratio, electric speedo
RMTS5-47-2 [75908]	96-'97 F-series 4.9L & 5.8L, 5 speed, 4WD, 5.72-0.76 ratio, electric speedo	RMTS5-47M-1 [73461]	1999 F-series 5.4L & 6.8L, 5 speed, 2WD, 5.72-0.76 ratio, electric speedo
RMTS5-47-3 [71473]	96-'97 F-series 7.5L, 5 speed, 2WD, 5.72-0.76 ratio, electric speedo	RMTS5-47M-2 [71474]	1999 F-series 5.4L & 6.8L, 5 speed, 4WD, 5.72-0.76 ratio, electric speedo
RMTS5-47-4 [71940]	96-'97 F-series 7.5L, 5 speed, 4WD, 5.72-0.76 ratio, electric speedo	RMTS5-47M-3 [70718]	99-'01 F-series 5.4L & 6.8L, 5 speed, 2WD, 5.72-0.76 ratio, electric speedo
RMTS5-47-5 [78482]	96-'97 F-series 7.5L, 5 speed, 2WD, 5.07-0.77 ratio, electric speedo	RMTS5-47M-4 [79687]	99-'01 F-series 5.4L & 6.8L, 5 speed, 4WD, 5.72-0.76 ratio, electric speedo

## Ford S6-750F

PART #	Description	PART #	Description
RMTS5-47-1 [74226]	96-'97 F-series 4.9L & 5.8L, 5 speed, 2WD, 5.72-0.76 ratio, electric speedo	RMTS5-47-6 [72796]	96-'97 F-series 7.5L, 5 speed, 4WD, 5.07-0.77 ratio, electric speedo
RMTS5-47-2 [75908]	96-'97 F-series 4.9L & 5.8L, 5 speed, 4WD, 5.72-0.76 ratio, electric speedo	RMTS5-47M-1 [73461]	1999 F-series 5.4L & 6.8L, 5 speed, 2WD, 5.72-0.76 ratio, electric speedo
RMTS5-47-3 [71473]	96-'97 F-series 7.5L, 5 speed, 2WD, 5.72-0.76 ratio, electric speedo	RMTS5-47M-2 [71474]	1999 F-series 5.4L & 6.8L, 5 speed, 4WD, 5.72-0.76 ratio, electric speedo
RMTS5-47-4 [71940]	96-'97 F-series 7.5L, 5 speed, 4WD, 5.72-0.76 ratio, electric speedo	RMTS5-47M-3 [70718]	99-'01 F-series 5.4L & 6.8L, 5 speed, 2WD, 5.72-0.76 ratio, electric speedo
RMTS5-47-5 [78482]	96-'97 F-series 7.5L, 5 speed, 2WD, 5.07-0.77 ratio, electric speedo	RMTS5-47M-4 [79687]	99-'01 F-series 5.4L & 6.8L, 5 speed, 4WD, 5.72-0.76 ratio, electric speedo

## Ford S6-S650F

PART #	Description	PART #	Description
RMTS6-650F-1 [77870]	01-'03 F-series 7.3L, 6 speed, 2WD, 5.79-0.72 ratio, electric speedo	RMTS6-650F-5 [73648]	99-'00 F-series 7.3L, 6 speed, 2WD, 5.79-0.72 ratio, electric speedo
RMTS6-650F-10 [73323]	02-'07 F-series 5.4L & 6.8L, 6 speed, 2WD, 5.79-0.72 ratio, epectrick speedo	RMTS6-650F-6 [79268]	99-'00 F-series 7.3L, 6 speed, 4WD, 5.79-0.72 ratio, electric speedo
RMTS6-650F-11 [73499]	03-'09 F-series 5.4L & 6.8L, 6 speed, 4WD, 5.79-0.72 ratio, 34 spline output	RMTS6-650F-7 [75749]	08-'10 F-series 5.4L & 6.8L, 6 speed, 2WD, 5.79-0.72 ratio, electric speedo
RMTS6-650F-2 [74968]	01-'03 F-series 7.3L, 6 speed, 4WD, 5.79-0.72 ratio, 24 spline output	RMTS6-650F-8 [70478]	08-'10 F-series 7.3L, 6 speed, 2WD, 5.79-0.72 ratio, electric speedo
RMTS6-650F-4 [75930]	02-'04 F-series 5.4L & 6.8L, 6 speed, 4WD, 5.79-0.72 ratio, 24 spline output	RMTS6-650F-9 [76453]	2003 F-series 7.3L, 6 speed, 4WD, 5.73-0.72 ratio, 34 spline output

## Ford T18

PART #	Description	PART #	Description
RMT18F-1 [70574]	73-'93 F-series, 4 speed, 2WD, iron case, 12" tail, cable speedo	RMT18F-6 [70005]	87-'93 F-series & Bronco, 4 speed, 4WD, cast iron
RMT18F-2 [71010]	73-'93 F-series, 4 speed, 2WD, iron case, 4" tail, cable speedo		

## Ford T19

PART #	Description	PART #	Description
RMT19F-1 [71734]	83-'87 F250 & F350 w 6.9L or 7.5L, 4 speed, 2WD, cast iron	RMT19F-2 [78082]	83-'87 F250 & F350 w 6.9L or 7.5L, 4 speed, 4WD, cast iron

## Ford T5

PART #	Description	PART #	Description
RMT5F-1 [30438]	83-'84 Mustang, 5 speed, 4 cylinder, non-world class	RMT5F-5 [74442]	94-'95 Mustang Cobra & Pace Car, 5 speed, V8
RMT5F-10 [30439]	87-'93 Mustang, 5 speed, 4 cylinder, world class	RMT5F-6 [78525]	94-'95 Mustang, 5 speed, V8
RMT5F-11 [71560]	08-'10 Mustang 4.0L, 5 speed, bolt on rear yoke w/o balancer	RMT5F-7 [73181]	94-'98 Mustang V6, 5 speed
RMT5F-2 [71846]	83-'84 Mustang & Capri V8, 5 speed	RMT5F-8 [77040]	05-'07 Mustang 4.0L, 5 speed, bolt on rear yoke w/balancer
RMT5F-3 [30440]	85-'86 Mustang, 5 speed, 4 cylinder, world class	RMT5F-9 [75326]	99-'04 Mustang 3.8L & 3.9L, 5 speed
RMT5F-4 [73952]	85-'93 Mustang V8, 5 speed		

## Ford T56

PART #	Description
RMT56F-1 [30433]	03 & up Mustang Cobra, 6 speed

## Ford TR3650

PART #	Description	PART #	Description
RMT3650F-1 [71851]	01-'04 Mustang 4.6L, 5 speed	RMT3650F-2 [72560]	05-'10 Mustang 4.6L, 5 speed

## Ford Misc.

PART #	Description	PART #	Description
RMT3040 [76961]	98-'03 Escort, DOHC, 5 speed	RMTM5R2F-2 [73658]	88-'96 F150 & F250, 5 speed, 4WD
RMT3506B [78454]	00-'03 Focus, DOHC, 5 speed	RMTM5R2F-3 [71366]	92-'96 F150 & F250, 5 speed, 2 WD, no VSS or speedo
RMT3763 [75038]	01-'04 Escape & Tribute, 5 speed	RMTM5R2F-4 [70867]	97-'98 F150 & F250, 5 speed, 2WD, 6 cylinder, gear driven VSS
RMT50613 [77904]	04-'06 Mazda 3, 5 speed, ABS	RMTM5R2F-5 [79525]	97-'98 F150 & F250, 5 speed, 4 WD, 6 cylinder
RMT51626 [70386]	10-'13 Mazda 3, 2.5L, 6 speed	RMTM5R2F-6 [30478]	97-'98 F150 & F250 V8, 5 speed, 2WD, gear driven CSS
RMT674 [72246]	2009 Fusion & Milan 2.3L, 5 speed	RMTM5R2F-7 [74396]	97-'98 F150 & F250 V8, 5 speed, 4WD
RMTFM132F-1 [71960]	88-'92 Bronco II & Ranger 2.9L, 5 speed, 2WD, steel pan	RMTM5R2F-8 [73709]	99-'08 F150 & F250, 5 speed, 2WD, 6 cylinder
RMTFM145F-1 [73088]	85-'87 Bronco II & Ranger, 5 speed, 4WD, steel pan, 10.5" tail	RMTM5R2F-9 [77752]	99-'04 F150 & F250, 5 speed, 4WD, 6 cylinder
RMTFM146F-1 [70785]	89-'93 Bronco II & Ranger, 5 speed, 4WD, steel pan, 13" tail	RMTM5XF-2 [77427]	91-'97 Escort, 1.6L & 1.9L, 5 speed, stamped steel cover
RMTM5R2F-10 [30477]	99-'03 F150 & F250 V8, 5 speed, 2WD, magnetic VSS	RMTM5XF-3 [79298]	91-'97 Escort, 1.8L & 2.0L, 5 speed, stamped steel cover
RMTM5R2F-11 [78406]	99-'03 F150 & F250 V8, 5 speed, 2WD	RMTMTX75F-4 [73647]	97-'02 Countour & Mystique 2.5L, all alluminum cable shift
RMTM5R2F-1G [78422]	88-'92 F150 & F250, 5 speed, 2WD, green speedo	RMTRKEF-1 [78353]	89-'93 Cougar & T-Bird, 5 speed
	88-'92 F150 & F250, 5 speed, 2WD, white speedo		

## Geo Misc.

PART #	Description	PART #	Description
RMT59644A [30434]	90-'98 Tracker & Sidekick, 5 speed, 2WD	RMTMV3C-1 [75602]	89-'00 Metro, 5 speed

## GM AISN

PART #	Description
RMT1126 [70449]	10-'15 Camaro, V6, 6 speed

## GM AR5

PART #	Description	PART #	Description
RMTMA5-1 [30481]	04-'12 Colorado & Canyon 2.9L, 5 speed, 4WD	RMTMA5-3 [30483]	07-'10 Hummer H3 3.7L, 5 speed, 4WD
RMTMA5-2 [30482]	04-'12 Colorado & Canyon 2.9L, 5 speed, 2WD		

## GM CH465/ Muncie

PART #	Description	PART #	Description
RMT465C-1 [79690]	68-'72, 4 speed, 2DW, cast iron top cover, threaded bottom holes	RMT465C-4 [73138]	73-'84, 4 speed, 2WD, 10 spline output shaft
RMT465C-2 [71011]	68-'72, 4 speed, 2WD, 10 spline output shaft	RMT465C-5 [72916]	88-'91, 4 speed, 4WD, aluminum top cover
RMT465C-3 [70886]	73-'87, 4 speed, 2WD, cast iron top cover, threaded bottom holes	RMT465C-6 [78945]	85-'87, 4 speed, 4WD
		RMT465C-7 [73993]	88-'91, 4 speed, 4WD, aluminum top cover

## GM 290

PART #	Description	PART #	Description
RMT290C-1 [78120]	88-'92 Van 1500 & 2500, 5 speed, 2WD, integral bell	RMT290C-3 [72332]	93-'95 Van 1500 & 2500, 5 speed, 2WD, integral bell, 1 shift rail, external slave
RMT290C-11 [77849]	99-'07 Silverado & Sierra 1500, 5 speed, 2WD, integral bell, 1 shift rail	RMT290C-4 [74864]	93-'95 Van 1500 & 2500, 5 speed, 4WD
RMT290C-14 [74091]	99-'07 Silverado & Sierra 1500, 5 speed, 4WD, integral bell, 1 shift rail	RMT290C-5 [72579]	96-'98 1500, 5 speed, 2WD, integral bell, 1 shift rail, integrated slave
RMT290C-2 [75873]	88-'92 Van 1500 & 2500, 5 speed, 4WD	RMT290C-6 [78853]	96-'98 Van 1500 & 2500, 5 speed, 4WD, integrated slave

## GM M86

PART #	Description
RMT571 [75703]	2008 Cobalt 2.2L, 5 speed

## GM Misc.

PART #	Description	PART #	Description
RMT1376 [71720]	11-'16 Cruze 1.4L, 6 speed	RMTMR8C-1 [73579]	83-'99 FWD passenger car, 5 speed, aluminum cover
RMT4692 [74265]	12-'15 Sonic 1.4L, 6 speed	RMTMR8C-2 [79184]	96-'99 FWD passenger car 2.4L, 5 speed, aluminum cover
RMTM12C-1 [74155]	01-'04 Corvette, 6 speed, LS6 & Z06	RMTSAGCAR3SPD [72452]	77-'86 passenger car, 3 speed, 7 bolt side cover
RMTM21C-2 [70581]	63-'65 passenger car, 4 speed, Alum., 7 bolt side cover, 27 spline output	RMTT10GMCARS [30504]	74 & up passenger car, 4 speed
RMTM21C-3 [71968]	63-'65 passenger car, 4 speed, Alum., 7 bolt side cover, 32 spline output	RMT564NEW [71173]	2008 Cobalt, 2.4L

## GM NV1500

PART #	Description	PART #	Description
RMT1500C-1 [72516]	96-'99 S10, S15 & Sonoma 2.2L, 5 speed, 2WD, integral bell housing	RMT1500C-2 [76653]	99-'03 S10, S15 & Sonoma 2.2L, 5 speed, 2WD, integral bell housing

## GM NV3500

PART #	Description	PART #	Description
RMT290C-10 [78319]	96-'97 S10, S15 & Sonoma 4.3L, 5 speed, 2WD, integral bell	RMT290C-16 [30415]	90-'92 S10, S15 & Sonoma 4.3L, 5 speed, 4WD, integral bell, aluminum shift pod
RMT290C-12 [71349]	98-'03 S10 & S15 4.3L, 5 speed, 2WD, I shift rail	RMT290C-7 [75401]	93-'95 S10, S15 & Sonoma, 4.3L, 5 speed, 2WD, integral bell, external slave
RMT290C-13 [70853]	98-'05 S10, S15 & Sonoma 4.3L, 5 speed, integral bell, internal slave cylinder	RMT290C-8 [70656]	93-'95 S10, S15 & Sonoma, 4.3L, 5 speed, 4WD, integral bell, external slave
RMT290C-15 [74845]	98-'05 S10, S15 & Sonoma 4.3L, 5 speed, integral bell, external slave cylinder	RMT290C-9 [76964]	96-'97 S10, S15 & Sonoma, 4.3L, 5 speed, 2WD, integral bell, external slave

## GM NV4500

PART #	Description	PART #	Description
RMT4500C-1 [76277]	91-'94 P/U, 2WD, external slave, round top cover, no brake	RMT4500C-2 [79380]	91-'94 P/U, 4WD, external slave, round top cover
RMT4500C-10 [71045]	01-'07 Silverado 2500 & 3500, 4WD	RMT4500C-20 [30427]	96-'00 P-series, 2WD, internal slave, round top cover, w/o e-brake
RMT4500C-11 [72676]	01-'07 Silverado 2500 & 3500, 2WD	RMT4500C-21 [75440]	96-'00 P-series, 2WD, internal slave, round top cover, w/ e-brake
RMT4500C-12 [78671]	94-'95 C3500HD, 2WD, external slave, square top cover, w/brake	RMT4500C-21CPT [73444]	96-'00 P-series, 2WD, internal slave, round top cover, w/ e-brake
RMT4500C-13 [70555]	96-'98 C3500HD, 2WD, internal slave, cast iron case	RMT4500C-3 [72257]	95-'94 P/U, 2WD, internal slave, square top cover, bolt on yoke
RMT4500C-14 [30422]	99-'02 P/U, 6.5L, 2WD, internal slave, w/brake	RMT4500C-4 [71755]	94-'95 P/U, 4WD, external slave, square top cover, no brake
RMT4500C-15 [79411]	01-'02 C3500HD, 8.1L, 2WD, internal slave, cast iron case	RMT4500C-5 [73146]	91-'94 P/U, 2WD, external slave, round top cover, w/brake
RMT4500C-16 [30423]	92-'94 P-series, 2WD, external slave, round top cover, w/o e-brake	RMT4500C-6 [70293]	96-'98 P/U, 2WD, internal slave
RMT4500C-17 [30424]	92-'94 P-series, 2WD, external slave, round top cover, w/ e-brake	RMT4500C-7 [76554]	96-'98 K2500 & K3500, 4WD, internal slave, non-synchro reverse
RMT4500C-18 [30425]	94-'95 P-series, 2WD, external slave, round top cover, w/o e-brake	RMT4500C-8 [73637]	99-'04 P/U, 2WD, non-HD, exhaust hanger bolts to bell
RMT4500C-19 [30426]	94-'95 P-series, 2WD, external slave, round top cover, w/ e-brake	RMT4500C-9 [78616]	99-04 P/U, 4WD, non-HD, exhaust hanger bolts to bell

## GM ZF S6-40

PART #	Description	PART #	Description
RMTS6-40-1 [30492]	1989 Corvette, 6 speed, L98 engine	RMTS6-40-4 [30497]	1991 Corvette, 6 speed, LT5 engine
RMTS6-40-10 [30493]	1994 Corvette, 6 speed, LT5 engine	RMTS6-40-5 [79593]	92-'93 Corvette, 6 speed
RMTS6-40-11 [30494]	95-'96 Corvette, 6 speed, LT1 & LT4 engine	RMTS6-40-6 [30498]	92-'93 Corvette, 6 speed, LT5 engine
RMTS6-40-12 [30495]	95-'96 Corvette, 6 speed, LT5 engine	RMTS6-40-7 [30499]	1993 Corvette, 6 speed, LT1 engine
RMTS6-40-2 [30496]	89-'90 Corvette, 6 speed, LT5 engine	RMTS6-40-8 [30500]	1993 Corvette, 6 speed, LT1 engine
RMTS6-40-3 [76316]	90-'91 Corvette, 6 speed	RMTS6-40-9 [30501]	1994 Corvette, 6 speed, LT1 engine

## GM ZF S6-650C

PART #	Description
RMTS6-650C-3 [30502]	01-'06 P/U 6.6L & 8.1L, 6 speed, 2WD
RMTS6-650C-6 [70313]	03-'06 Topkick 6.6L, 6 speed, 2WD, 5.79-0.72 ratio

## GM T10

PART #	Description
RMT10C-2 [71130]	74-'82 car, 4 speed, Alum., 9 bolt side cover

## GM T56

PART #	Description	PART #	Description
RMT56C-1 [77577]	94-'97 Camaro & Firebird, 6 speed, external slave cylinder	RMT56C-3 [71155]	97-'04 Corvette, 6 speed, non-LS or Z06
RMT56C-2 [79480]	94-'97 Camaro & Firebird, 6 speed, internal slave cylinder	RMT56C-4 [70647]	04-'06 GTO, 6 speed

## GM T5

PART #	Description	PART #	Description
RMT5C-1 [30435]	83-'87 Camaro & Firebird, 5 speed, w/top cover, shifter in tail	RMT5C-4 [30437]	88-'29 Camaro & Firebird V8, 5 speed, w/top cover, shifter in tail
RMT5C-10 [79669]	89-'93 S10, S15 & Sonoma, 5 speed, 2DW, Alum., tail & top cover	RMT5C-5 [77637]	93-'95 Camaro & Firebird 3.4L, 5 speed, w/top cover, shifter in tail
RMT5C-11 [73551]	94-'95 S10, S15 & Sonoma 2.5L, 5 speed, 2WD, Alum., tail & top cover		96-'02 Camaro & Firebird 3.8L, 5 speed, w/top cover, shifter in tail
RMT5C-2 [76011]	83-'87 Camaro & Firebird V8, 5 speed, w/top cover, shifter in tail	RMT5C-7 [74974]	83-'89 S10, S15 & Sonoma, 5 speed, 4WD, Alum., tail & top cover
RMT5C-3 [30436]	88-'92 Camaro & Firebird V6, 5 speed, w/top cover, shifter in tail		

## Hyundai Misc.

PART #	Description	PART #	Description
RMT61126B [78998]	01-'06 Elantra 2.0L, 5 speed	RMT61535 [30447]	03-'08 Tiburon 2.7L, 5 speed

## Jeep AX15

PART #	Description	PART #	Description
RMTAX15J-1 [76174]	89-'91 Wrangler, 5 speed, 4WD, 6 cylinder, internal slave	RMTAX15J-6 [79323]	94-'00 Cherokee, 5 speed, 4WD, 6 cylinder, internal slave
RMTAX15J-2 [30450]	87-'91 Cherokee, 5 speed, 4WD, internal slave	RMTAX15J-7 [30451]	89-'92 Cherokee, 5 speed, 2WD, 6 cylinder
RMTAX15J-3 [70967]	92-'93 Wrangler, 5 speed, 4WD, internal slave	RMTAX15J-8 [72891]	97-'99 Wrangler, 5 speed, 4WD, 6 cylinder, internal slave
RMTAX15J-4 [77252]	92-'93 Wrangler, 5 speed, 4WD, internal slave	RMTAX15J-9 [30452]	92-'96 Cherokee, 5 speed, 2WD, 6 cylinder
RMTAX15J-5 [73073]	94-'95 Wrangler, 5 speed, 4WD, internal slave		

## Jeep AX5

PART #	Description	PART #	Description
RMTAX5J-1 [70887]	84-'86 CJ, 5 speed, 4WD, w/207 T-case	RMTAX5J-5 [30455]	94-'96 Cherokee, 5 speed, 4WD, 4 cylinder, external slave
RMTAX5J-10 [78922]	94-'96 Cherokee, 5 speed, 2WD, 4 cylinder, external slave	RMTAX5J-6 [78010]	92-'93 Wrangler, 5 speed, 4WD, internal slave
RMTAX5J-11 [30453]	97-'00 Cherokee, 5 speed, 2WD, 4 cylinder, external slave	RMTAX5J-7 [71196]	92-'93 Wrangler, 5 speed, 2WD, internal slave
RMTAX5J-2 [72526]	87-'91 Wrangler, 5 speed, 2WD, 4 cylinder, internal slave	RMTAX5J-8 [70403]	97-'02 Wrangler, 5 speed, 4WD, 4 cylinder, cases bolt on center plate
RMTAX5J-3 [30454]	87-'93 Cherokee, 5 speed, 4WD, 4 cylinder, internal slave	RMTAX5J-9 [30456]	97-'00 Cherokee, 5 speed, 4WD, 4 cylinder, external slave
RMTAX5J-4 [79562]	94-'95 Wrangler, 5 speed, 4WD, external slave		

## Jeep NSG370

PART #	Description	PART #	Description
RMTNSG370-1 [70949]	2005 Wrangler 2.4L, 6 speed, 4WD	RMTNSG370-2 [70514]	2005 Wrangler 4.0L, 6 speed, 4WD
RMTNSG370-10 [70835]	07-'08 Wrangler 3.8L, 6 speed, 2WD	RMTNSG370-7 [73743]	2005 Liberty 3.7L, 6 speed, 4WD
RMTNSG370-11 [30485]	09-'10 Wrangler 3.8L, 6 speed, 2WD	RMTNSG370-9 [79600]	07-'10 Liberty & Wrangler 3.8L, 6 speed, 4WD

## Jeep NV1500

PART #	Description	PART #	Description
RMT1500J-1 [71574]	02-'04 Liberty, 5 speed, 2WD, 6.75" input, w/o integral bell	RMT1500J-3 [78565]	03-'04 Wrangler, 5 speed, 4WD, 7 3/8" input, removable bell
RMT1500J-2 [30414]	02-'04 Liberty, 5 speed, 4WD, w/ integral bell		

## Jeep NV3550

PART #	Description	PART #	Description
RMT3550J-1 [70339]	00-'01 Cherokee, 5 speed, 4WD	RMT3550J-6 [77346]	02-'04 Liberty, 5 speed, 4WD, integral bell
RMT3550J-2 [30420]	00-'01 Cherokee, 5 speed, 2WD	RMT3550J-7 [77477]	02-'04 Liberty, 5 speed, 2WD
RMT3550J-3 [73171]	00-'04 Wrangler, 5 speed, 4WD		

## Jeep NVT355

PART #	Description
RMT1393 [73190]	07-'16 Compass & Patriot 2.4L, 5 speed, AWD

## Jeep T4

PART #	Description
RMT4J-2 [79357]	82-'86 CJ, 4 speed, 4WD, 6 cylinder, 10 spline input

## Jeep T5

PART #	Description	PART #	Description
RMT5J-1 [30441]	82-'86 CJ, 5 speed, 4WD, 4 cylinder, 14 spline input, Alum.	RMT5J-2 [30442]	82-'86 CJ, 5 speed, 4WD, 4 cylinder, 10 spline input, Alum.

## Mitsubishi Misc.

PART #	Description	PART #	Description
RMT50358 [72832]	06-'08 Eclipse 3.8L, 6 speed	RMTD50X422L [30459]	D50 2.0L, 2WD
RMT60190 [30443]	95-'99 Eclipse & Talon	RMTTALONF5M33 [71077]	90 & up Talon, 5 speed, AWD, turbo

## Nissan Misc.

PART #	Description	PART #	Description
RMT61048 [76752]	00-'01 Maxima, 5 speed	RMTNIHB4X24CY [30484]	Hardbody, 5 speed, 2WD, 4 cylinder
RMT61861 [76977]	05-'06 Altima & Maxima, 6 speed		

## Suzuki Misc.

PART #	Description
RMTSAM [70460]	Samurai, 5 speed

## Toyota Misc.

PART #	Description	PART #	Description
RMT50441 [70846]	07-'09 Camary, 4 cylinder	RMTTOYCARB4X4 [79099]	84 & up, 4WD
RMT59986 [76226]	93-'97 Corolla, 5 speed	RMTTOYEFI4X2 [72258]	85 & up, 5 speed, 2WD, 4 cylinder
RMT60513 [30444]	97-'02 Camary & Solara, 5 speed, 6 cylinder	RMTTOYEFI4X4 [79242]	85-'87, 5 speed, 4WD, 4 cylinder
RMT61159 [78833]	01-'03 Rav4, 4WD	RMTTOYEFI4X4-L [76967]	88 & up, 5 speed, 4WD, 4 cylinder
RMT61421 [73953]	03-'08 Corolla, Matrix & Vibe, 5 speed	RMTTOYV64X4 [75436]	V6, 5 speed, 4WD

## Volkswagen Misc.

PART #	Description	PART #	Description
RMT51400 [74592]	09-'17 Jetta & Golf, 6 speed	RMT61531 [30446]	20-'03 Golf, 6 speed

# Remanufactured Transfer Cases



- Cases & internals thoroughly inspected for cracks, wear, & stripped threads
- Shaft straightness, gear wear, & chain stretch extensively tested
- Viscous coupler always replaced
- Spin-tested for shiftability & noise level



**BMW ATC300**

PART#	Description
RTC27107599693 [73363]	06-'11 325i & 330i

**BMW ATC400**

PART#	Description	PART#	Description
RTC27103455137 [74515]	07-'10 X3, automatic trans	RTC27107619776 [75387]	2011 X3
RTC27103455139 [79569]	04-'06 X3		

**BMW ATC450**

PART#	Description
RTC27107643752 [76458]	11-'14 X6, 4.4L & 4.6L

**BMW ATC500**

PART#	Description	PART#	Description
RTC27107555297 [72117]	04-'06 X5	RTC27107635753 [73378]	11-'12 X5 & X6, 3.0L
RTC27107599889 [73110]	07-'11 X5		

**BMW NV124**

PART#	Description	PART#	Description
RTC27107509763 [30505]	01-'03 325i & 330i, auto trans	RTC27107530812 [75101]	03-'05 325i & 330i

**Dodge BW4444**

PART#	Description
RTC4444D-1 [76161]	11-'15 Ram 1500, elec shift, 23 spline input, 32 spline outputs

**Dodge BW4446**

PART#	Description	PART#	Description
RTC4446D-1 [78152]	12-'13 Ram, elec shift, 29 spline input, rear slip yoke	RTC4446D-2 [74969]	2012 Ram 3500, electric shift

**Dodge BW4447**

PART#	Description	PART#	Description
RTC4447D-1 [76345]	12-'14 Ram, manual shift	RTC4447D-6 [30515]	13-'17 Ram 3500, 6.7L, w/Aisin AS69RC trans, rear slip yoke
RTC4447D-2 [77300]	2012 Ram 3500, manual shift		
RTC4447D-3 [30514]	12-'14 Ram		

**Chrysler Misc.**

PART#	Description	PART#	Description
RTC04591953AI [77373]	05-'07 Magnum & 300	RTC4641900AB [75959]	02-'04 Town & Country, 7.5" long yoke
RTC4641900AA [73074]	2001 Town & Country, 9" long yoke		



## Chrysler NP126

PART#	Description
RTC126G-1 [70454]	02-'09 Trailblazer & Bravada, single speed, electric shift

## Chrysler NP205

PART#	Description	PART#	Description
RTC205D-2 [73244]	80-'87 W-series, gas engine	RTC205D-4 [71161]	89-'93 D-series, diesel, direct mount, 23 spline input, auto trans
RTC205D-3 [78903]	89-'93 D-series, diesel, direct mount, 29 spline input, manual trans		

## Chrysler NP208

PART#	Description	PART#	Description
RTC208D-1 [30508]	80-'82 D-series, RH mount, 23 spline input, fixed yokes	RTC208D-2 [72821]	82-'87 W-series, RH mount, 23 spline input, fixed rear yoke

## Dodge NP231

PART#	Description	PART#	Description
RTC231D-1 [71530]	88-'92 Dakota, 23 spline input, 26 spline output, w/speedo	RTC231D-5 [70720]	96-'97 Ram 1500, 23 spline input, 32 spline rear slip yoke, w/speedo
RTC231D-10 [71018]	98-'01 Ram 1500, 23 spline input, auto trans, w/o speedo	RTC231D-6 [73318]	96-'97 Dakota, 23 spline input, 27 spline output, w/speedo
RTC231D-11 [73331]	2000 Dakota & Durango, 23 spline input, auto trans, w/o speedo	RTC231D-8 [71204]	98-'99 Dakota, 23 spline input, 27 spline rear slip yoke, w/o speedo
RTC231D-2 [72861]	1993 Dakota, 23 spline input, 26 spline rear slip yoke, w/speedo	RTC231D-9 [76209]	98-'01 Ram 1500, 23 spline input, 32 spline rear slip yoke, manual trans
RTC231D-3 [79128]	94-'96 Dakota, 23 spline input, 26 spline rear slip yoke, w/speedo	RTC231DHD-1 [77126]	98-'99 Dakota, 23 spline input, 32 spline rear slip yoke, w/o speedo
RTC231D-4 [78886]	94-'97 Ram 1500, 23 spline input, 32 spline rear slip yoke, w/speedo	RTC233D-1 [71551]	01-'04 Dakota & Durango, elec shift, 23 spline input, 32 spline rear slip yoke

## Dodge NP233

PART#	Description	PART#	Description
RTC233D-2 [71083]	05-'07 Dakota, elec shift, 23 spline input, 32 spline rear slip yoke, w/o speedo	RTC233D-3 [79143]	08-'11 Dakota, elec shift, 23 spline input, 32 spline rear slip yoke, w/o speedo

## Dodge NP241

PART#	Description	PART#	Description
RTC241D-1 [76591]	88-'93 Ram 1500, 23 spline input, fixed rear yoke, 1.75" speedo	RTC241DHD-8 [73393]	98-'02 Ram 2500/3500, 23 spline input, 31 spline rear slip yoke, w/PTO, w/o speedo
RTC241D-2 [77892]	02-'03 Ram 1500, manual shift, 23 spline input, Front & rear slip yokes	RTC241DHD-9 [30510]	1997 Ram 3500, 23 spline input, 32 spline rear slip yoke, w/PTO & speedo
RTC241D-3 [70750]	04-'05 Ram 1500, manual shift, 23 spline input, Front & rear slip yokes	RTC241DLD-1 [77445]	94-'97 Ram 2500, 23 spline input, 32 spline rear slip yoke, w/speedo
RTC241DHD-1 [78728]	94-'96 Ram 2500 & 3500, 23 spline input, 32 spline Front yoke, w/PTO	RTC241DLD-2 [71519]	94-'97 Ram 2500, 29 spline input, 32 spline rear slip yoke, w/speedo
RTC241DHD-2 [30509]	94-'96 Ram 2500, 23 spline input, 32 spline rear slip yoke, round Front yoke	RTC241DLD-3 [75314]	94-'97 Ram 2500, 29 spline input, 32 spline rear slip yoke, w/speedo
RTC241DHD-3 [76605]	94-'96 Ram 2500 & 3500, 23 spline input, 32 spline Front yoke, w/PTO	RTC241DLD-4 [77875]	98-'01 Ram 2500/3500, 23 spline input, 32 spline rear slip yoke, w/speedo
RTC241DHD-4 [78863]	1997 Ram 3500, 29 spline input, 31 spline rear slip yoke, w/PTO & speedo	RTC241DLD-6 [78133]	98-'01 Ram 2500/3500, 23 spline input, 32 spline rear slip yoke, w/o speedo
RTC241DHD-5 [73237]	1997 Ram 2500/3500, 23 spline input, 31 spline rear slip yoke, w/PTO & speedo	RTC241DLD-7 [71012]	98-'02 Ram 2500, 23 spline input, 32 spline rear slip yoke, w/o speedo
RTC241DHD-6 [79171]	98-'02 Ram 2500/3500, 29 spline input, 31 spline rear slip yoke, w/PTO, w/o speedo	RTC241DLD-8 [74805]	98-'02 Ram 2500/3500, 29 spline input, 32 spline rear slip yoke, w/o speedo
RTC241DHD-7 [72307]	98-'01 Ram 2500/3500, 23 spline input, 31 spline rear slip yoke, w/PTO, w/o speedo		

## Dodge NP242

PART#	Description	PART#	Description
RTC242D-1 [72235]	98-'99 Dakota & Durango, 23 spline input, 32 spline rear slip yoke, w/o speedo	RTC242D-2 [76056]	2000 Dakota & Durango, 23 spline input, 32 spline rear slip yoke, w/o speedo

## Dodge NP243

PART#	Description	PART#	Description
RTC243D-1 [74932]	02-'05 Ram 1500, elec shift, 23 spline input, 32 spline rear slip yoke	RTC243D-4 [30512]	07-'09 Dakota, electric shift, manual trans
RTC243D-2 [71853]	06-'12 Ram 1500, elec shift, 23 spline input, 32 spline rear slip yoke	RTC243D-5 [70756]	06-'11 Dakota & Raider, elec shift, 23 spline input, 32 spline rear slip yoke, auto trans
RTC243D-3 [30511]	2006 Dakota, electric shift		

## Dodge NP244

PART#	Description	PART#	Description
RTC244D-1 [70475]	01-'04 Dakota & Durango, 23 spline input, 32 spline rear slip yoke, w/o speedo	RTC244D-3 [72553]	05-'06 Dakota & Raider, 23 spline input, 32 spline rear slip yoke, w/o speedo
RTC244D-2 [76712]	04-'09 Dakota & Durango, 23 spline input, 32 spline rear slip yoke, w/o speedo	RTC244DHD-1 [79075]	04-'05 Ram 1500, 23 spline input, 32 spline rear slip yoke, AWD

## Dodge NP246

PART#	Description	PART#	Description
RTC246D-1 [78254]	06-'08 Ram 1500, elec shift, 23 spline input, 32 spline rear slip yoke, shift-on-demand	RTC246D-2 [71156]	09-'10 Ram 1500, elec shift, 23 spline input, 32 spline rear slip yoke, shift-on-demand

## Dodge NP271

PART#	Description	PART#	Description
RTC271D-1 [76367]	03-'12 Ram 2500/3500, 29 spline input, 34 spline rear slip yoke, w/o speedo	RTC271D-4 [74674]	03-'11 Ram 2500/3500, 23 spline input, 34 spline rear slip yoke, w/o speedo
RTC271D-2 [76866]	03-'11 Ram 2500/3500, 23 spline input, 34 spline rear slip yoke, w/o speedo	RTC271D-5 [70889]	07-'12 Ram 3500, manual trans, 29 spline input, w/o speedo
RTC271D-3 [72975]	03-'12 Ram 2500/3500, 29 spline input, 34 spline rear slip yoke, w/o speedo, M/T	RTC271D-6 [30513]	07-'12 Ram 3500, auto trans, 29 spline input, w/o speedo

## Dodge NP273

PART#	Description	PART#	Description
RTC273D-1 [74606]	03-'05 Ram 2500/3500, 23 spline input, 34 spline rear slip yoke, w/o speedo	RTC273D-4 [71782]	06-'12 Ram series, 29 spline input, 34 spline rear slip yoke, w/o speedo
RTC273D-2 [70831]	03-'05 Ram 2500/3500, 29 spline input, 34 spline rear slip yoke, w/o speedo	RTC273D-4M [74671]	06-'12 Ram series, 29 spline input, 34 spline rear slip yoke, w/o speedo
RTC273D-3 [77913]	06-'12 Ram series, 23 spline input, 34 spline rear slip yoke, w/o speedo	RTC273D-5 [77707]	07-'12 Ram 3500, elec shift, manual trans, 29 spline input, w/o speedo
RTC273D-3M [78244]	06-'12 Ram series, 23 spline input, 34 spline rear slip yoke, w/o speedo		

## Dodge NV133

PART#	Description
RTC133D [30506]	02-'03 Durango, w/o speedo, 32 spline rear slip yoke, cup Front yoke

## Dodge NV144

PART#	Description
RTC144D [30507]	04-'07 Durango, 32 spline rear slip yoke, single speed, electric shift

## Ford BW1128

PART#	Description	PART#	Description
RTC1128F-1 [77119]	11-'14 F250/F350, 6 speed, manual shift, auto trans, 43 spline input, bolt on yokes	RTC1128F-2 [30516]	11-'14 F250/F350, 6 speed, manual shift, auto trans, 43 spline input, rear slip yoke

## Ford BW1345

PART#	Description	PART#	Description
RTC1345F-1 [30517]	80-'82 Bronco, 32 spline output, Front & rear u/bolt yokes, rear slip yoke	RTC1345F-3 [30518]	89-'91 F150/F250, Front & rear u/bolt yokes, .875" speedo
RTC1345F-2 [75182]	82-'87 F-series, Front & rear yokes, lever down		

## Ford BW1350

PART#	Description	PART#	Description
RTC271D-1 [76367]	03-'12 Ram 2500/3500, 29 spline input, 34 spline rear slip yoke, w/o speedo	RTC271D-4 [74674]	03-'11 Ram 2500/3500, 23 spline input, 34 spline rear slip yoke, w/o speedo
RTC271D-2 [76866]	03-'11 Ram 2500/3500, 23 spline input, 34 spline rear slip yoke, w/o speedo	RTC271D-5 [70889]	07-'12 Ram 3500, manual trans, 29 spline input, w/o speedo
RTC271D-3 [72975]	03-'12 Ram 2500/3500, 29 spline input, 34 spline rear slip yoke, w/o speedo, M/T	RTC271D-6 [30513]	07-'12 Ram 3500, auto trans, 29 spline input, w/o speedo

## Ford BW1354

PART#	Description	PART#	Description
RTC1354F-1 [76497]	98-'00 Explorer & Ranger, elec shift, w/coil, w/o speedo or sensors	RTC1354F-5 [72460]	98-'00 Explorer, elec shift, cup Front yoke, w/o speedo or sensors
RTC1354F-2 [76983]	90-'05 Ranger, electric shift, fixed Front yoke, w/ coil, speedo & sensors	RTC1354F-6 [76853]	00-'07 Explorer & Ranger, elec shift, fixed Front yoke, w/o speedo or sensors
RTC1354F-3 [70657]	90-'05 Ranger, manual shift	RTC1354F-7 [70975]	01-'04 Ranger, manual shift, cup Front yoke, rear flange, w/o speedo or sensors
RTC1354F-4 [79626]	95-'98 Explorer & Ranger, elec shift, fixed Front yoke, w/speedo		

## Ford BW1356

PART#	Description	PART#	Description
RTC1356F-1 [75124]	91-'97 F-series, electric shift, Front bolt on yoke, rear slip yoke	RTC1356F-5 [70888]	89-'97 F-series, manual shift, bolt on arm, Front yoke, rear slip yoke, w/o PTO
RTC1356F-10 [77316]	89-'96 Bronco, manual shift, press on arm, w/o PTO, Front yoke, rear flange	RTC1356F-6 [78011]	87-'88 Bronco, manual shift, press on arm, w/o PTO, u/joint yokes
RTC1356F-11 [70719]	87-'89 Bronco, electric shift, Front yoke, rear flange	RTC1356F-7 [76695]	89-'96 Bronco, manual shift, bolt on arm, w/o PTO, u/joint yokes
RTC1356F-11M [74651]	87-'89 Bronco, electric shift, Front yoke, rear flange	RTC1356F-8 [75278]	87-'89 Bronco, manual shift, bolt on arm, w/o PTO, u/joint yokes
RTC1356F-2 [73787]	89-'97 F-series, manual shift, press on arm, Front yoke, rear slip yoke, w/o PTO	RTC1356F-9 [72928]	87-'89 Bronco, electric shift, w/o PTO, u/joint yokes
RTC1356F-3 [78498]	89-'97 F-series, manual shift, press on arm, Front yoke, rear slip yoke, w/ PTO		
RTC1356F-4 [77179]	87-'89 F150/F250, manual shift, bolt on arm, Front yoke, rear slip yoke, w/ PTO		

## Ford BW1628

PART#	Description	PART#	Description
RTC1628F-1 [72788]	11-'14 F250/F350, elec shift, 6 speed auto, 43 spline input, bolt on yokes	RTC1628F-2 [30522]	11-'14 F250/F350, elec shift, 6 speed auto, 43 spline input, rear slip yoke

## Ford BW4403

PART#	Description	PART#	Description
RTC1628F-1 [72788]	11-'14 F250/F350, elec shift, 6 speed auto, 43 spline input, bolt on yokes	RTC1628F-2 [30522]	11-'14 F250/F350, elec shift, 6 speed auto, 43 spline input, rear slip yoke

## Ford BW4404

PART#	Description	PART#	Description
RTC4404F-1 [74362]	96-'97 Explorer & Mountaineer, Front & rear round flanges, w/speedo	RTC4404F-3 [72203]	'98 Explorer & Mountaineer, cup Front yoke, rear flange, w/ speedo
RTC4404F-2 [73596]	1997 Explorer & Mountaineer, 6 bolt cup Front yoke, w/ speedo		

## Ford BW4405

PART#	Description	PART#	Description
RTC4405F-1 [79513]	98-'01 Explorer & Mountaineer, Front cup, rear flange, w/o speedo, w/sensors	RTC4405F-3 [70792]	96-'98 Explorer, u/joint Front yoke, round rear flange, w/speedo & sensors
RTC4405F-2 [77347]	95-'97 Explorer, u/joint Front yoke, round rear flange, w/speedo & sensors		

## Ford BW4406

PART#	Description	PART#	Description
RTC4406F-1 [75388]	96-'98 F150/F250, manual shift, w/speedo, w/o TOD	RTC4406F-4 [73391]	99-'02 F150/F250/Expedition, elec shift, w/sensors & TOD, w/o speedo
RTC4406F-2 [74335]	96-'98 F150/F250, manual shift, w/speedo, w/o TOD	RTC4406F-5 [72315]	99-'08 F150/F250, w/o speedo, w/o TOD
RTC4406F-3 [78106]	97-'98 F150/F250/Expedition, elec shift, w/speedo & sensors, w/o TOD	RTC4406F-6 [74878]	99-'08 F150/F250, w/ speedo, w/o TOD
		RTC4406F-7 [72630]	06-'08 F-series, elec shift, AWD, w/o speedo or sensors

## Ford BW4407

PART#	Description	PART#	Description
RTC4407F-1 [30525]	94-'97 F650, manual shift, w/ PTO	RTC4407F-2 [75923]	96-'97 F-series, manual shift, u/joint yoke, w/o PTO

## Ford BW4410

PART#	Description
RTC4410F-1 [76655]	02-'05 Explorer & Mountaineer, AWD, Front cup yoke, rear flange

## Ford BW4411

PART#	Description	PART#	Description
RTC4411F-1 [71208]	02-'04 Explorer & Mountaineer, elec shift, Front cup yoke, rear flange, w/o speedo	RTC4411F-3 [77605]	03-'05 Aviator & Mountaineer, cup Front yoke, rear flange, w/o sensors
RTC4411F-2 [72011]	04-'05 Explorer & Mountaineer, elec shift, cup Front yoke, rear flange, w/o speedo		

## Ford BW4412

PART#	Description	PART#	Description
RTC4412F-1 [70395]	06-'10 Explorer & Mountaineer 4.6L, 6 speed, cup Front yoke, rear flange	RTC4412F-4 [72053]	07-'10 Explorer Sport Trac, 5 speed auto, Front & rear yoke, w/TOD
RTC4412F-2 [78414]	06-'10 Explorer & Mountaineer 4.0L, 5 speed auto, elec shift, two speed	RTC4412F-5 [75850]	08-'10 Explorer Sport Trac, 6 speed auto, Front & rear yoke, w/TOD
RTC4412F-3 [71301]	06-'10 Explorer & Mountaineer 4.6L, 6 speed auto, elec shift, single speed	RTC4412F-6 [76487]	2006 Explorer/Mountaineer, 5 speed auto, Front yoke, rear flange, single speed, AWD

## Ford BW4414

PART#	Description
RTC4414F-1 [73462]	04-'10 Explorer/Mountaineer, 28 spline input, single speed, w/o speedo or sensors

## Ford BW4416

PART#	Description	PART#	Description
RTC4416F-1 [76397]	02-'04 F150 & Expedition, electric shift, 31 spline input, w/o speedo, w/TOD	RTC4416F-2 [70130]	05-'06 Navigator, electric shift, 31 spline input, w/o speedo, w/TOD, rear slip yoke

## Ford BW4417

PART#	Description
RTC4417F-1 [70349]	07-'14 Expedition/Navigator, elec shift, 31 spline input, rear slip yoke, w/TOD

## Ford BW4418

PART#	Description
RTC4418F-1 [30526]	09-'11 F150, manual shift

## Ford BW4419

PART#	Description
RTC4419F-1 [75138]	09-'14 F150, electric shift, w/o TOD or speedo

## Ford Dana 28

PART#	Description	PART#	Description
RTC28F-1 [70663]	90-'92 Aerostar, w/ speedo	RTC28F-2 [30523]	93-'97 Aerostar, w/o speedo

## Ford Misc.

PART#	Description	PART#	Description
RTC569 [72614]	04-'12 Escape & Mariner	RTCEDGE [70260]	07-'13 Edge
RTC594 [77442]	0-'12 Fusion & Milan	RTC461 [74142]	01-'09 Escape & Mariner

## Ford NP203

PART#	Description
RTC205F-1 [76654]	76-'77 F150 & Bronco, part time, remote mount, external spline input
RTC205F-2 [71810]	77-'79 F150 & Bronco, part time, direct mount, external spline input

## Ford NP208

PART#	Description	PART#	Description
RTC208F-1 [77062]	80-'86 F150 & Bronco, u/bolt yokes, non-synchro	RTC208F-2 [70472]	80-'86 F150 & Bronco, Front u/bolt yoke, rear slip yoke, non-synchro

## Ford NP271

PART#	Description	PART#	Description
RTC271F-1 [75279]	99-'04 F-series, manual shift, 31 spline input, 4 speed auto or 5 speed manual trans	RTC271F-3 [79232]	03-'06 F-series, manual shift, 6 speed trans, 34 spline input, w/o speedo
RTC271F-2 [75785]	99-'05 F250, 6 speed trans, manual shift, 24 spline input, w/o speedo	RTC271F-4 [77317]	07-'10 F-series, 6 speed trans, manual shift, 37 spline input, w/o speedo
		RTC271F-5 [30522]	08-'10 F250 & F350, 34 spline input, rear slip yoke

## Ford NP273

PART#	Description	PART#	Description
RTC273F-1 [77900]	99-'05 Super Duty, 6 speed trans, electric shift, 24 spline input, w/o speedo	M/T, elec shift, 34 spline input	
RTC273F-2 [72020]	99-'03 Excursion/Super Duty, 4 speed auto or 5 speed M/T, elec shift, 31 spline input	RTC273F-4 [78393]	07-'10 Excursion.Super Duty, elec shift, 34 spline input, Front & rear flange
RTC273F-3 [75828]	03-'05 Excursion/Super Duty, 4 speed auto or 5 speed	RTC273F-5 [71300]	08-'10 F250/F350, 34 spline input, rear slip yoke

## GM BW1370 & BW4401

PART#	Description	PART#	Description
RTC1370G-1 [71880]	89-'93 K3500, 2 prong, 4" bell Front yoke, bolt on rear yoke	RTC1370G-4 [30527]	1994 K3500, 3 prong, 4" bell Front yoke, slip yoke rear
RTC1370G-2 [79324]	89-'93 K3500, 2 prong, 4" bell Front yoke, rear slip yoke	RTC1370G-5 [77463]	84-'00 F3500, 3 prong, u/joint Front yoke, bolt on rear yoke
RTC1370G-3 [75834]	94-'96 K3500, 3 prong, 4" bell Front yoke, bolt on rear yoke	RTC1370G-6 [73964]	95-'00 K3500, 3 prong, u/joint Front yoke, slip yoke rear

## GM BW1372

PART#	Description	PART#	Description
RTC1372G-1 [30528]	90-'95 Astro & Safari van, 27 spline, 4.1" flange	RTC1372G-3 [30529]	91-'95 Vasto van, 32 spline output, 4.1" flange, 5" Front yoke

## GM BW1372 & BW4472

PART#	Description	PART#	Description
RTC1372G-2 [72901]	96-'98 Astro/Safari/Bravada, 29 spline output, 4.9" flange	RTC1372G-4 [70791]	96-'97 Astro/Safari/Bravada, 32 spline output, 4.9" flange

## GM BW4481

PART#	Description
RTC4481G-1 [76742]	05-'06 Escalade & Denali, 27 spline input, single speed, rear slip yoke

## GM BW4470

PART#	Description	PART#	Description
RTC4470G-1 [70303]	90-'93 K3500, 4" bell Front yoke, bolt on rear yoke, 2 prong	RTC4470G-4 [70883]	94-'97 K3500, 4" bell Front yoke, bolt on rear yoke, 3 prong
RTC4470G-2 [30538]	90-'93 K3500, fixed Front yoke, slip yoke rear, 2 prong	RTC4470G-5 [76848]	97-'00 K3500, fixed Front and rear yoke, 3 prong

## GM BW4473

PART#	Description
RTC4473G-1 [73562]	03-'10 Express 1500/2500, 27 spline input, rear slip yoke

## GM BW4476

PART#	Description
RTC4476G-1 [70606]	04-'06 SRX 3.6L, AWD, w/full length splines

## GM BW4477

PART#	Description	PART#	Description
RTC4477G-1 [77651]	08-'09 CTS, 41 spline input, cup Front & rear yoke, AWD, full length splines	RTC4477G-2 [73130]	10-'14 CTS, 41 spline input, cup Front & rear yoke, AWD

## GM BW4479

PART#	Description	PART#	Description
RTC4479G-1 [76608]	07-'09 SRX & STS 4.6L, AWD, cup Front & rear yokes, full length splines	RTC4479G-2 [30539]	10-'11 STS 3.6L, cup Front & rear yokes, 2nd design input

## GM BW4482

PART#	Description
RTC4482G-1 [79014]	03-'05 P/U, 27 spline input, AWD, two speed

## GM BW4484

PART#	Description	PART#	Description
RTC4484G-1 [75622]	03-'07 Hummer H2, 27 spline input, rear slip yoke, female spline output	RTC4484G-1M [74870]	03-'07 Hummer H2, 27 spline input, rear slip yoke, female spline output

## GM BW4485

PART#	Description
RTC4485G-1 [76984]	07-'10 Yukon/Suburban/Escalade, 32 spline input, 32 spline

## GM BW4493

PART#	Description
RTC4493G-1 [76038]	06-'08 Hummer H3 3.7L, 27 spline input, 32 spline rear slip yoke

## GM BW4494

PART#	Description
RTC4494G-1 [79345]	06-'10 Hummer H3 3.7L & 5.3L, 27 spline input, 32 spline rear slip yoke

## GM Misc.

GM Misc. PART#	Description	PART#	Description
RTC672 [79309]	08-'15 Equinox 3.0L & 3.6L	RTC727 [77103]	10-'15 Equinox & Terrain 2.4L
RTC6T75G-1 [76748]	07-'11 Acadia & Enclave, single speed		

## GM MP1222

PART#	Description	PART#	Description
RTC1222G-1 [78144]	07-'14 Sierra/Silverado 1500, w/4L60 trans, manual shift, 27 spline input	RTC1222G-2 [78617]	07-'14 Sierra/Silverado 1500, w/4L80 trans, manual shift, 27 spline input

## GM MP1226

PART#	Description	PART#	Description
RTC1226G-1 [73725]	07-'10 Suburban/Yukon, w/6L90 trans, 29 spline input	RTC1226G-3 [72165]	11-'14 Sierra/Silverado 2500/3500, 6.6L diesel, w/6L90 trans, gas, 29 spline input
RTC1226G-2 [75999]	11-'14 Sierra/Silverado 2500/3500, 6.0L gas, w/6L90 trans, gas, 29 spline input		

## GM MP1626

PART#	Description	PART#	Description
RTC1626G-1 [71425]	07-'10 Sierra/Silverado 2500/3500, w/6L90 trans, 29 spline input	RTC1626G-3 [76688]	11-'14 Sierra/Silverado 2500/3500, 6.6L diesel, w/6L90 trans, 33 spline input
RTC1626G-2 [74913]	11-'14 Sierra/Silverado 2500/3500, 6.0L gas, w/6L90 trans, 29 spline input		

## GM MP3010

PART#	Description
RTC3010G-1 [77980]	10-'14 P/U, single speed, AWD, 32 spline input & output

## GM MP3023

PART#	Description	PART#	Description
RTC3023G-1 [71513]	07-'13 P/U, electric shift, autotrack	RTC3023G-2 [76411]	08-'13 1500, electric shift, autotrack, 32 spline input & output

## GM MP3024

PART#	Description
RTC3024G-1 [70096]	08-'13 Silverado/Suburban/Tahoe 2500, 6L90 trans, 29 spline input, 31 spline output

## GM NP120

PART#	Description
RTC120G-1 [76940]	6-'07 Trailblazer SS, AWD, 27 spline input, single speed



## GM NP136

PART#	Description
RTC136G-1 [72466]	99-'05 Astro & Safari van, elec shift, 27 spline input, rear slip yoke

## GM NP/NV149

PART#	Description
RTC149G-1 [70945]	01-'05 1500, 27 spline input, internal spline Front output

## GM NP203

PART#	Description	PART#	Description
RTC203G-1 [75457]	73-'79 K-series, full time, 27 spline input	RTC203G-2 [76446]	73-'79 K-series, full time, 32 spline input

## GM NP205

PART#	Description	PART#	Description
RTC205G-1 [70241]	69-'77 K-series, 10 spline input & output, bolt on rear yoke	RTC205G-5 [74454]	80-'83 K-series, 32 spline input, bolt on rear yoke, hourglass adapter
RTC205G-2 [77678]	70-'75 K-series, 27 spline input, 10 spline output, bolt on rear yoke, hourglass adapter	RTC205G-6 [75849]	80-'83 K-series, 32 spline input, slip yoke rear, hourglass adapter
RTC205G-3 [30530]	80-'83 K-series, 10 spline input, slip yoke rear, hourglass adapter	RTC205G-7 [79638]	85-'91 K3500, bolt on rear yoke, round adapter
RTC205G-4 [70684]	80-'83 K-series, 27 spline input, slip yoke rear, hourglass adapter	RTC205G-8 [79092]	85-'91 K3500, rear slip yoke, round adapter

## GM NP208

PART#	Description	PART#	Description
RTC208G-1 [71525]	81-'86 K10 & K20, 27 spline input, w/TH350 or 700R4 trans, rear slip yoke	RTC208G-2 [78631]	81-'86 K10 & K20, 32 spline input, w/TH400 or 4 speed manual trans, rear slip yoke

## GM NP226

PART#	Description
RTC226G-1 [72421]	02-'09 Envoy & Trailblazer, electric shift, 27 spline input

## GM NP231

PART#	Description	PART#	Description
RTC231G-1 [30531]	1998 S10 & S15, 27 spline rear output, fixed Front yoke, manual speedo	RTC231G-4 [76498]	94-'95 S10 & S15 extended cab, 32 spline rear output, Front slip yoke
RTC231G-2 [73109]	1998 S10 & S15, 27 spline rear output, fixed Front yoke, vacuum shift	RTC231G-5 [78096]	96-'97 S10 & S15, 32 spline rear output, Front slip yoke, vacuum
RTC231G-3 [79594]	92-'94 S10 & S15, non-extended cab, 32 spline rear output, fixed Front yoke		

## GM NP233

PART#	Description	PART#	Description
RTC233G-1 [72354]	92-'94 S10 & S15, non-extended cab, elec shift, 32 spline output, fixed Front yoke	RTC233G-4 [30534]	1994 S10, 27 spline rear output, Front slip yoke, electric speed sensor
RTC233G-2 [30532]	92-'93 S10, 27 spline rear output, Front fixed yoke, elec shift, w/sensor	RTC233G-5 [75352]	96-'05 Blazer/Envoy, elec shift, 32 spline output, Front slip yoke, vacuum
RTC233G-3 [30533]	'94 S10, 32 spline rear output, Front slip yoke, electric speed sensor		

## GM NP236

PART#	Description
RTC236G-1 [78605]	'99 S10/S15/Sonoma, electric shift, 27 spline input, rear slip yoke

## GM NP241

PART#	Description	PART#	Description
RTC241G-1 [72782]	88-'89 S10 & Suburban, 27 spline input, square Front yoke, rear slip yoke, 2 prong	RTC241G-5 [79545]	89-'91 Blazer & Suburban, 27 spline input, square Front yoke, rear slip yoke, 2 prong
RTC241G-10 [75603]	'94 K-series/Suburban/Yukon, w/4L80E trans, 4" bell Front, rear slip yoke, 3 prong	RTC241G-6 [71183]	89-'91 Blazer & Suburban, 32 spline input, square Front yoke, rear slip yoke, 2 prong
RTC241G-11 [72387]	95-'98 K-series/Suburban/Yukon, w/4L80E trans, fixed Front, rear slip yoke, 3 prong	RTC241G-7 [71934]	88-'92 K-series, w/700R4 trans, LH Front output, 4" bell Front yoke, 2 prong
RTC241G-12 [71642]	95-'02 K-series, 4/4L80E trans, w/joint font yoke, rear slip yoke, 2 prong	RTC241G-8 [73319]	88-'94 K-series, 4w/4L80E trans, Front output, 4" bell Front yoke, 2 prong
RTC241G-13 [79391]	95-'99 K-series/Suburban/Yukon, w/4L60E trans, u/joint Front, rear slip yoke, 3 prong	RTC241G-9 [70425]	93-'94 1500 w/4L60E trans, 4" bell Front yoke, rear slip yoke, 3 prong
RTC241G-2 [79084]	88-'89 Blazer & Suburban, 32 spline input, square Front yoke, rear slip yoke, 2 prong		

## GM NP243

PART#	Description	PART#	Description
RTC243G-1 [74400]	96-'99 1500 4/4L60E trans	RTC243G-2 [71217]	96-'99 1500 4/4L80E trans

## GM NP246

PART#	Description	PART#	Description
RTC246G-1 [72202]	99-'02 1500 w/4L60E	RTC246G-3 [76210]	03-'07 P/U, w/4L60 & 4L70E trans
RTC246G-2 [76037]	99-'02 1500 w44L80E trans, electric shift	RTC246G-4 [70288]	03-'07 1500 w/4L80E trans, electric shift

## GM NP261

PART#	Description	PART#	Description
RTC261GHD-1 [78704]	99-'07 P/U, 32 spline input	RTC261GXHD-1 [78679]	01-'07 Silverado, manual shift, 29 spline input, 31 spline rear slip yoke, 6 speed & Allison
RTC261GLD-1 [70074]	99-'07 P/U, 27 spline input, manual shift		

## GM NP263

PART#	Description	PART#	Description
RTC263GHD-2 [72599]	01-'07 P/U, 6.0L, 4L80E trans, 32 spline input	RTC263GHD-2M1 [30537]	03-'07 P/U, 4L80E trans
RTC263GXHD-2 [77215]	01-'07 P/U, 29 spline input, 6 speed or Allison trans		

## GM NP273

PART#	Description
RTC273G-1 [79249]	05-'08 Topkick & Kodiak, electric shift, remove mount, bolt on yokes

## GM T150

PART#	Description
RTC150G-1 [74720]	04-'09 Colorado & Canyon

## Jeep Dana 300

PART#	Description
RTC300J-1 [72562]	80-'86 CJ, internal spline input, fixed yokes

## Jeep MP1522

PART#	Description
RTC1522J-1 [30541]	08-'12 Liberty, Selec Trac

## Jeep MP3010

PART#	Description
RTC3010J-1 [78124]	12-'13 Grand Cherokee SRT8, AWD, single speed

## Jeep MP3022

PART#	Description
RTC3022J-1 [74523]	08-'12 Liberty, Selec-Trac

## Jeep MP3023

PART#	Description	PART#	Description
RTC3023J-1 [30552]	11-'13 Grand Cherokee	RTC3023J-2 [30553]	11-'15 Grand Cherokee

## Jeep NP140

PART#	Description
RTC140J-1 [71607]	05-'09 Grand Cherokee & Commander, 26 spline input, cup Front yoke, AWD

## Jeep NP146

PART#	Description
RTC146J-1 [71071]	06-'10 Grand Cherokee 601L

## Jeep NP208

PART#	Description	PART#	Description
RTC208J-1 [70302]	80-'88 Cherokee & Grand Cherokee, 23 spline input, RH mount, fixed yokes	RTC208J-2 [76261]	80-'88 Cherokee & Grand Cherokee, 23 spline input, LH mount, fixed yokes

## Jeep NP228

PART#	Description
RTC228J-1 [79219]	85-'86, 23 spline input, w/o viscous coupler, fixed yokes

## Jeep NP231

PART#	Description	PART#	Description
RTC231J-1 [73415]	87-'90 Cherokee & Wrangler, 23 spline input, 2 piece tail	RTC231J-2 [79662]	89-'90 Cherokee, 23 spline input, 2 piece tail, w/speedo, 2 wire switch in retainer
RTC231J-10 [72072]	03-'06 Wrangler, 23 spline input, slip yoke rear, w/rubber boot, w/o balancer	RTC231J-3 [74813]	87-'95 Cherokee & Wrangler, 23 spline input, 2 piece tail, 1.75" speedo, 2 pin
RTC231J-11 [70242]	97-'02 Wrangler, 21 spline input, 27 spline output, w/rubber boot	RTC231J-4 [75076]	89-'95 Wrangler & Cherokee, 23 spline input, w/speedo, 2 wire
RTC231J-12 [79073]	00-'02 Wrangler, 23 spline input, 27 spline output, w/rubber boot	RTC231J-7 [76810]	93-'95 Grand Cherokee, 23 spline input, 2 piece tail, w/speedo, 4 pin
RTC231J-13 [73693]	02-'07 Liberty, 23 spline input, cup Front output, 32 spline rear output, 2 pin	RTC231J-8 [30542]	93-'94 Grand Cherokee, 23 spline input, 2 piece tail, w/speedo
RTC231J-14 [77510]	87-'95, 21 spline input, 2 piece tail, 1.75" speedo hole, 2 pin	RTC231J-9 [70986]	97-'02 Wrangler, 23 spline input, 27 spline output, w/rubber boot, w/speedo
RTC231J-18 [74443]	03-'06 Wrangler, 23 spline input, 27 spline rear output, w/rubber boot		

## Jeep NP241

PART#	Description	PART#	Description
RTC241J-2 [75732]	07-'11 Wrangler, auto trans, w/o speed sensor, 2.72:1 low ratio	RTC241J-5 [72668]	07-'11 Wrangler, auto trans, 4.1: low ratio, Rock-Trac
RTC241J-3 [79670]	07-'14 Wrangler, manual trans, w/o speed sensor, 2.72:1 low ratio	RTC241J-6 [30543]	07-'14 Wrangler, manual trans
RTC241J-4 [72243]	03-'06 Wrangler, 23 spline input, rear fixed yoke, w/speedo, 4:1 low ratio	RTC241J-7 [30544]	12-'14 Wrangler, 2nd generation case, auto trans, w/o speed sensor, 2.72:1 low ratio
		RTC241J-8 [30545]	12-'14 Wrangler, auto trans

## Jeep NP242

PART#	Description	PART#	Description
RTC241J-9 [30546]	05-'07 Liberty	RTC242J-4 [30549]	93-'95 Grand Cherokee, 23 spline input, 27 spline slip yoke main, w/speedo
RTC242J-1 [72533]	87-'90 Cherokee, 21 spline input, 27 spline slip yoke main, 2 piece tail, 4 pin, w/speedo	RTC242J-5 [79627]	97-'01 Cherokee & Grand Cherokee, 23 spline input, 1 piece tail, w/boot
RTC242J-10 [70314]	02-'07 Liberty, 23 spline input, 32 spline slip yoke main, 2 pin, w/boot, w/o speedo	RTC242J-6 [73313]	1996 Cherokee, 23 spline input, 27 spline slip yoke main, 1 piece tail, w/boot, w/speedo
RTC242J-11 [30547]	00-'01 Grand Cherokee 4.7L, 23 spline input, 32 spline slip yoke main, w/o speedo	RTC242J-7 [75298]	99-'01 Grand Cherokee, 23 spline input, 27 spline slip yoke main, 1 piece tail, 4 pin
RTC242J-2 [76366]	91-'95 Cherokee, 23 spline input, 27 spline slip yoke main, 2 piece tail, w/speedo	RTC242J-8 [79081]	02-'03 Grand Cherokee, 23 spline input, 32 spline slip yoke main, 2 piece tail, w/o speedo
RTC242J-3 [30548]	1993 Cherokee, 23 spline input, 27 spline slip yoke main, 2 piece tail	RTC242J-9 [76236]	02-'04 Grand Cherokee, 23 spline input, 27 spline slip yoke main, 1 piece tail, 2 pin

## Jeep NP245

PART#	Description	PART#	Description
RTC245J-1 [79615]	05-'10 Grand Cherokee 4.7L & 5.7L, 23 spline input, cup Front yoke, 32 spline slip yoke rear	RTC245J-3 [73061]	07-'09 Grand Cherokee 3.0L, electric shift, cupped Front yoke, flanged rear yoke
RTC245J-2 [30550]	06-'08 Grand Cherokee 3.7L, cupped Front yoke, rear flange		

## Jeep NP247

PART#	Description	PART#	Description
RTC247J-1 [75466]99-'00 Grand Cherokee, 23 spline input, 27 spline rear slip yoke, w/viscous coupler		RTC247J-3 [73356]01-'04 Grand Cherokee 4.7L, 23 spline input, 27 spline rear slip yoke, u/joint Front yoke	
RTC247J-2 [76873]99-'04 Grand Cherokee, 23 spline input, 27 spline rear slip yoke, w/viscous coupler			

## Jeep NP249

PART#	Description	PART#	Description
RTC249J-1 [30551] 93-'95 Grand Cherokee 6 cylinder, 23 spline input, 27 spline slip yoke main		RTC249J-3 [76057] 96-'98 Grand Cherokee, 23 spline input, 27 spline rear slip yoke, w/speedo, 2 piece tail	
RTC249J-2 [72229] 93-'95 Grand Cherokee 6 cylinder, 23 spline input, 27 spline slip yoke main, 4 pin			

## Land Rover Misc.

PART#	Description	PART#	Description
RTCIAB000033 [30554] 03-'05 Range Rover		RTCLR023011 [73802] 05-'11 Land Rover	

## Mercedes Misc.

PART#	Description	PART#	Description
RTC55664 [30555] 03-'06 C & E class		RTCA2512801400 [75876] 07-'11 ML63	
RTCA2032800700 [73333] 03-'07 C240 & C320		RTCA2512802100 [76295] 06-'12 GL & ML	
RTCA2112800900 [78191] 08-'09 E300 & E350		RTCA4632801700 [71345] 02-'15 G Class	
RTCA2202800700 [71432] 03-'06 E500			

## Nissan Misc.

PART#	Description	PART#	Description
RTCMUR-1 [73263] 09-'13 Murano, w/ scalloped/square flange		RTCMUR-3 [76039] 03-'04 Murano, round yoke	
RTCMUR-2 [75529] 05-'07 Murano, round flange yoke			

## Suzuki Misc.

PART#	Description	PART#	Description
RTC55599B [30556] 01-'05 Grand Vitara		RTC59264 [77930] 06-'08 Grand Vitara	

## Volkswagen Misc.

PART#	Description	PART#	Description
RTC0AD341011L [77853] 04-'10 Touareg		RTC0AD341011N [30558] 04-'10 Touareg	
RTC0AD341011M [30557] 04-'10 Touareg		RTC0AY525010D [30559] 09-'12 Tiguan	

# Set Up Specifications



DIFFERENTIAL MODEL	OEM SHIM DEPTH*	PINION BEARING PRELOAD		5 Cut B/L (0.000")	2 Cut B/L (0.000")	R.G. BOLT	TORQUE (FOOT LBS)	CAP
		NEW (INCH LBS)	USED					
<b>GENERAL MOTORS®</b>								
Olds/Pont D/O		14-19	6-7	6-10		55		70
'63-'79 Corvette	0.03	14-19	6-8	6-10		55		60
D36 Corvette	0.045	12-15	6-8	6-10		55		55
D44 Corvette	0.03	14-19	6-9	6-10		55		55
55P & 55T	0.026	14-18	6-8	6-10		55		60
7.2"	0.03	11-14	6-7	6-10		55		60
7.5" & 7.6"	0.035	12-15	6-7	6-10	3-6	65		60
7.6" IRS (195mm)		12-15	6-7		3-6	65		60
7.75"	0.025	12-15	6-7	6-10		65		60
8.2"	0.03	12-15	6-7	6-10		55		60
8.0"		12-15	6-7		3-6	65		60
8.2" Olds/Pont	0.03	12-15	6-7	6-10		55		60
8.25" IFS	0.037	14-19	6-8	6-10		65		55
8.5" & 8.6"	0.037	14-19	6-8	6-10	3-6	65		60
8.6" IRS (218mm)		14-19	6-8		3-6	65		60
9.25" IFS	0.032	15-22	7-9		5-7	103		63
9.5"	0.03	15-22	7-9	6-10		75		80
10.5" AAM (W/Out Pin Support)	0.055	15-25	8-11	6-10		5-7	175	120
11.5" AAM	0.055	20-30	8-11	6-10		5-7	175	200
12 Bolt Pass	0.03	14-19	6-8	6-10		55		60
12 Bolt Truck	0.03	13-15	6-7	6-10		55		60
14T 10.5"(With Pin Support)	0.017	20-35	8-11	6-10		120		135
<b>Chrysler®</b>								
7-1/4"	0.025	12-14	6-7	6-10		55		50
C200	0.212	12-15	6-8		5-9	90		60
8" (C205)	0.034	12-15	6-9	6-10		4-8		75
8.25" (C213)	0.03	12-15	6-8	6-10		4-8		60
8.75" '41	0.09	13-15	6-8	6-10		55		90
8.75" '42	0.09	15-25	7-10	6-10		55		90
8.75" '89	0.03	14-19	6-9	6-10		55		90
9.25" Rear	0.032	14-19	6-9	6-10		5-9		75
9.25" ZF (C235)	0.065	17-22	7-10			5-9	165	100
9.25" AAM Front	0.035	15-25	10-20			5-7	103	63
10.5" AAM	0.055	15-25	8-11	6-10		5-7	175	120
11.5" AAM	0.055	20-30	8-11	6-10		5-7	175	200
<b>AMC®</b>								
Model 20	0.095	14-19	6-8	6-10		65		65
Model 35	0.045	12-14	6-7	6-10		55		55
<b>SPICER®</b>								
D28	0.05	10-13	5-6	11-16		55		50
D30	0.065	12-15	6-8	10-15		(1) or (2a)**		60
D30 JK	0.065	12-15	6-8	6-10		(1) or (2a)**		60
D44	0.042	14-19	6-10	10-16		(1) or (2a)**		60
D44 (WK & XK)	0.042	15-20	8-12	6-10	6-8	125		80
D44 JK Front	0.042	20-30	12-15	6-10		(2a) or (3)**		80
D44 JK Rear	0.042	20-30	12-15	6-10		(2b) or (3)**		80
D44HD	0.042	15-20	8-12	6-10	6-8	125		80
D50	0.055	14-19	6-9	6-10		(2a) or (3)**		60
D60, 61 & 70U	0.052	17-30	8-10	6-10		110		80
D70	0.061	22-35	12-15	6-10		110		80
D80	0.06	25-40	9-11	4-10		175		90
S110, S111, S130, S132		20-40	8-12	9-16		150		140
S135		10-40	8-12	9-12		120		125
<b>Ford®</b>								
7.5"	0.025	14-19	6-8	11-16		60		60
8.0" Dropout	0.02	12-14	6-7	10-15		60		60
8.8"	0.026	14-19	6-8	6-10	11-16	60		60
9.0" OEM R&P	0.022	13-15	6-7	10-16		60		60
9.0" NON OEM	0.022	13-15	6-7	6-10		60		60
9.0" Daytona	0.022	14-16	6-8	6-10		60		60
9.75"	0.027	15-19	6-8	6-10	8-12	75		70
10.25" & 10.5"	0.025	20-35	6-8	6-10	8-12	95		80
<b>Toyota®</b>								
7.5" F. or R.	0.095	12-15	5-6	6-10		70		70
8" F. or R.	0.074	12-15	5-6	6-10		70		70
8" Clamshell Front	0.07	9-14	5-6	4-8		70		70
9" Reverse	0.08	20-30	8-12	6-10		100		
9.5" Landcruiser	0.02	8-11	5-6	6-8		78-89		80
9.5" Tundra	0.048	9-15	7-12	4-8		100		75
	0.048	16-28	15-19	4-8		145		150
Truck V6 R.	0.067	14-17	5-6	6-10		70		70
T100 & Tacoma	0.085	14-17	5-6	6-10		70		70
<b>NISSAN®</b>								
M205	0.06	15-20	8-12	6-10	5-8	100		40
M226	0.042	15-25	8-12	6-10		100		
<b>SUZUKI®</b>								
Samurai	0.055	12-15	5-6	6-10		70		70

(Samurai 5.38 R&P requires special depth setting)

Note: Set up specifications are recommended only. Please call with questions.\*Suggested starting points

or \*\*: Multiple options, Torque by bolt size

(1) 3/8" bolts 55 Ft. Lbs. (2a) 7/16" bolts 75 Ft. Lbs.

(2b) 7/16" bolts 80 Ft. Lbs. (3) 1/2" bolts 135 Ft. Lbs.

(\*) Depth based on OE Range

# Deck Height/Carrier Break Measurements

DIFFERENTIAL MODEL	DECK HEIGHT	CARRIER BREAK
<b>GENERAL MOTORS®</b>		
Olds/Pont D/O	N/A	3.23 / 3.55
63-'79 Corvette	1.800 / 2.070	3.90 / 4.10
D36 Corvette	3.07" = 1.875	2.73 / 3.07
D44 Corvette	2.125 / 2.437	3.73 / 3.92
55P & 55T	2.312 / 2.500	3.73 / 4.10
7.2" IFS	1.550 / 2.000	3.08 / 3.23
7.5" & 7.6"	1.562 / 1.875	3.08 / 3.23
7.6" IRS (195mm)	N/A	2.92 / 3.27
7.75"	2.250 / 2.500	2.77 / 3.27
8.2"	1.625 / 1.937	2.76 / 3.07
8.0"	1.960	No Carrier Break
8.2" Olds/Pont	1.320 / 1.625 / 1.937	2.78 / 2.93 - 3.23 / 3.31
8.25" IFS	1.780 / 1.920	3.08 / 3.42
8.5" Olds/Pont	1.320 / 1.812 / 2.000	2.78 / 3.08 - 3.23 / 3.42
8.5" & 8.6"	1.625 / 1.750	2.56 / 2.73
8.6 IRS (218mm)	1.860	No Carrier Break
9.9 IRS (250mm)	2.400	No Carrier Break
9.25" IFS	2.440	No Carrier Break
9.5" (14 Bolt)	2.450	No Carrier Break
9.5 / 9.76" (12 Bolt)	2.450 / 2.610	3.23 / 3.42
10.5" AAM (W/Out Pin Support)	2.425	No Carrier Break
11.5" AAM	2.940	No Carrier Break
12 Bolt Pass	1.360 / 1.875 / 2.187	2.76 / 3.07 - 3.90 / 4.10
12 Bolt Truck	1.437 / 1.687 / 2.000	2.73 / 2.76 - 3.42 / 3.73
14T 10.5" (With Pin Support)	4.125 / 4.594	4.10 / 4.56
H072(10" R/G)	4.300	No Carrier Break
<b>Chrysler®</b>		
7.25"	1.780" = 2.76	2.45 / 2.76***
C200	N/A	No Carrier Break
8" (C205)	1.890	No Carrier Break
8.25" (C213)	1.880" = 2.56	2.45 / 2.56
8.75"41	2.050	No Carrier Break
8.75"42	2.050	No Carrier Break
8.75"89	2.050	No Carrier Break
9.25" REAR	2.312	No Carrier Break
9.25" ZF (C235)	2.312	No Carrier Break
9.25" AAM Front	2.450 / 2.550	2003-2006 / 2007+
10.5" AAM	2.425	No Carrier Break
11.5" AAM	2.940	No Carrier Break
<b>AMC®</b>		
Model 20	1.600 / 1.795	2.73 / 3.07
Model 35	1.4375 / 1.625	3.31 / 3.55
<b>SPICER®</b>		
D28	N/A	3.45 / 3.73
D30	1.812 / 1.937	3.54 / 3.73
D30 JK	1.812 / 1.937	3.54 / 3.73
D44	2.125 / 2.437	3.73 / 3.92
D44 JK	2.125	3.73
D50	2.012	No Carrier Break
D60	2.125 / 2.437	4.10 / 4.56
D61	2.750	D61 3.00 - 3.31 / D61 3.54 - 4.10 Thick
D70 1/2"	2.250 / 2.437	4.10 / 4.56 - 6.17
D70 5/8" Offset	2.250 / 2.437	3.54 - 4.10 / 4.56 - 7.17
D70 31/32" Offset	(D70 4.56) 2.437 / 2.562 (D70 31/32)	3.07 - 3.42 / 3.54-4.10
D80	2.0625 / 2.250	3.73 / 4.10
S110	Ring Gear Incorporated w/ Carrier Case Half	4.10 / 4.30 - 4.88/ 5.13*
S111	Ring Gear Incorporated w/ Carrier Case Half	4.10 / 4.44 - 4.88*
S130	Ring Gear Incorporated w/ Carrier Case Half	4.10 / 4.30 - 4.88/ 5.13*
S132	Ring Gear Incorporated w/ Carrier Case Half	4.10 / 4.30 - 4.88/ 5.13*
S135	N/A	3.38 - 3.73 / 3.91 - 4.44 / 4.78 - 5.18 / 6.4 - 7.7
<b>Ford®</b>		
7.5"	2.000	No Carrier Break
8.0" Dropout	1.477	No Carrier Break
8.0" IRS	1.825	No Carrier Break
8.8"	1.905	No Carrier Break
9.0" OEM R&P	2.335	No Carrier Break
9.0" NON OEM	2.335	No Carrier Break
9.0" Daytona	2.335	No Carrier Break
9.75"	2.055	No Carrier Break
10.25" & 10.5"	2.450	No Carrier Break
<b>Toyota®</b>		
7.5" F or R.	1.650	No Carrier Break
8" F or R.	2.000	No Carrier Break
8" Clamshell Front	1.950" = 3.91	3.73 / 3.91
9.5" Landcruiser	1.181	No Carrier Break
9.5" Tundra	1.840	No Carrier Break
10.5" Tundra	2.320	No Carrier Break
TV6	2.000	No Carrier Break**
T100 Tacoma & T100	1.775	No Carrier Break
<b>SUZUKI®</b>		
Samurai	1.440	No Carrier Break

\* ABS Tone Ring Carrier Breaks

\*\* Factory 4.88 ratios were thin gears and used a different housing

\*\*\* 2.45 gear ratio uses a special case that will not accept any other gear ratios

ALL PRODUCT NAMES ARE TRADEMARKS OF THEIR RESPECTIVE OWNERS.

DIMENSIONS ARE +/- .30"



**RANDYS**  
WORLDWIDE

Yukongear.com  
USAStandardGear.com  
ZumbrotaDrivetrain.com  
DiffWizard.com

10411 Airport Road | Everett, WA 98204

© 2019 vRANDYS Worldwide

Yukon Gear & Axle®, Diff Wizard®, Zumbrota Drivetrain® and USA Standard Gear®. All other product names are trademarks of their respective holders. Parts listed in this catalog are not necessarily manufactured by the original equipment manufacturer and any reference to the trademarks or part number of others are for cross reference information purposes only.