

LAUKKANEN

motorsport



OPENWHEEL
2022-23 PARTS AND ACCESSORIES

WATERMAN

RACING COMPONENTS

Sprint, Midget, and Mini Sprint Gear Pumps

This fuel pump features a durable forged aluminum housing, machined steel shafts, and precision lapped gears. The adjustable flange allows for easy rotation and alignment after the pump has been mounted.



Standard Pumps

Features ORB-08 inlet and outlet ports x4 additional ORB-06 inlet and outlet ports.

Part No.	Description
WAT250400	Standard 400 Sprint Fuel Pump
WAT250500	Standard 500 Sprint Fuel Pump



Ultra-Lite Pumps

Same legacy performance weighing in 1/2 pound lighter than Standard Sprint. Fully scalloped housings and rifle-bored shafts remove weight without sacrificing durability.

Part No.	Description
WAT200040	Ultra-Lite 400 Sprint Fuel Pump
WAT200050	Ultra-Lite 500 Sprint Fuel Pump

Double-Adjustable Fuel Pressure Regulator, Return Style, 2-Port AFS13214

Provides superior pressure control and flow, with two independent pressure adjustments, ORB-10 return port, and 1/8" NPT gauge port.



Shutoff Valve Fuel Filter

The Aeromotive Shutoff Valve Fuel Filter features a black anodized CNC-machined billet aluminum housing with black anodized finish, a 100-micron stainless steel element, and a proprietary red anodized billet aluminum valve handle.



Part No.	Description
AFS12331	ORB-10 Ports
AFS12332	ORB-12 Ports

AEROMOTIVE

SERIOUS FUEL SYSTEMS

Aeromotive, Inc.
7805 Barton St
Lenexa, KS 66214

General Inquiries: info@aeromotiveinc.com
Tech: tech@aeromotiveinc.com
Inquires and Tech Line: (913)647-7300



That calm before the race, when crews have finished their final checks, and drivers prepare themselves for the challenge ahead. Having the quality parts and equipment needed for success should be a given. That's why race teams around the world count on our Open Wheel catalog for the most comprehensive selection of parts and gear available, backed by our knowledgeable sales team and industry-leading customer service.

MANUFACTURERS INDEX

Allstar Performance..... 3-70,78,
103,113,259,509,510,513,514,
515,520

A-1 Performance 71-72

AED Performance 73

ACCEL 73

Akerly & Childs 73

ACL 74

AFCO 74-76,512

AFM Performance..... 77

Altronics..... 77

AFCO 77

Alinabal..... 77

AP Racing 78

Air Flow Research 78

Aeriquip 79-87

Aeromotive 88

AIM..... 88-89

Alpinestars..... 90-91

Alpha Gloves..... 92

Alpinestars..... 92

Amalie Motor Oil..... 93

ATL Fuel Cells 94

Antigravity Batteries 94

ATI Performance 94

Arai Helmets 95

ARP 96-98

ATP Chemicals..... 99

Argo Manufuring..... 100

Auto Meter..... 100-101

Aurora 102-103,514

Autolite 103,509

Bedrug 103

Barnes 104

Bell Helmets 105-107,516

BHJ Dyamics Inc..... 107

Braille Battery..... 108,510

Brunnhoezel Racing..... 108

Brodix 109

BubbaRope 110

Butterbuilt..... 110-111,520

C And R Racing 112

Calico Coatings..... 112

Callies 113

Canton Racing 114-115

Coleman Racing..... 115

Champ Pans 116

Champion Brand..... 117,118

Carter 117

Chevrolet Performance..... 119-120

Champion..... 120,509

Clear One Racing 121

Clevite..... 122

Cloyes 123

Chassis Engineering..... 124

Cosmetic Gaskets..... 124

Computech Systems..... 125

Conroy Bleeders 125

Comp Cams 126-130

CoolShirt Systems 131

Crow Enterprizes 132-134

Crower 135

The Crash Pad 135,522

CTEK 136

Cyclo 136

CURT 137

Dart 138-139

Design Engineering Inc..... 140-143

Darton Sleeves 143

Derale Performance..... 144

Del West..... 144

Deatschwerks..... 145

Dirt Defender 146

Diversified Machine..... 147-153

Draco Racing 154

Draw•Tite 155

Drvien Racing Oil..... 156-158,524

Dupli•Color 158

Dyer's Top Rods 159

Dynatech..... 159

Eagle..... 160-168

Eibach..... 169,512

Energy Release..... 170

Edelbrock..... 171

E3 Spark Plugs 171

ENEOS..... 172

Frankland Racing 172

FK Bearings 173,514

Equus..... 173

Fel-Pro 174-175

Ferrea Racing 175

FireAde 176

Fuel Injection 176

FireBottle 177

Factory Canopies..... 177

Flaming Rvier 178

Flo-Fast..... 178

Flomaster..... 178

FSR Racig 179

Flex-A-Lite 180

Fragola..... 181-190

FRAM 191

Fragola..... 191

Fuel Safe Racing 192

G-Force Racing..... 192-194,518

Grant..... 195

Grip Lock Ties 195

Grypmat..... 195

H3R Performance 196

Hedman Hedders..... 196

Hans..... 197,518

HP Books 198

Hard Blok..... 198

Hastings..... 198

Hawk Performance 199

HJC Motorsports..... 200

Holley..... 200-202

Howards Cams 203-204

Hooker Harness 203

Hoosier Racing 203,511

Hepfner Racing 205-208

Hylomar 208

Hypercoils..... 209-210,511

Ideal Heated Knives..... 211

Impact..... 211-215,516

Integra Racing 215-216

Icon Pitons 216

Intercomp 217-220,520,521

ironclad..... 220-221

ISKY Racing 222-223

Jaz Products 224

JE Pistons 225

Jiffy-tite 226

JP Performance..... 234

Jones Racing 513,510

JE Pistons 225

Jiffy-tite 226

Joel Racing .. 227-234,509,511,521

JP Performance 234

K1 Race Gear..... 235-238

K&N..... 238-239,509

Kevko Racing..... 240

King Racing Products 241

King Bearings 241

King Racing Products 242-249

Kendall..... 249

Kinsler..... 250-251

Kluhsman Racing Products 250

Kirkey 252-253,519

K.S.E. Racing 254

Kwik Change Products 255

Kinser Air Filters 255

Lifeline Battery 255

Landrum Springs 256

Lithium Pros 257

Landrum Springs 257

Lunati..... 257

LSM Racing Products 258

Loctite..... 259-262

Longacre..... 263-271,522,523

Lucas Oil Products..... 272-273

Magnafuel..... 274

NEW VENDORS IN BOLD

Lucas Oil Products..... 274

Mahle Pistons 274-275

M & W Aluminum..... 276-277,512

Macs Custom Tie-Downs..... 278

Meziere..... 278

MPI USA 279-280

Manley 280-282

Maxima Racing Oils... 283-286,524

Mechanix Wear 287-288

Mothers 288

Melling 289

METTEC..... 290

Milodon..... 291

Moroso..... 291-295

Motive Products..... 295

Mobil 1..... 296

Molecule..... 297-298

MOMO 298

Mylaps Sports Timing..... 299

Motul..... 299-300

MPD Racing 301-308

Mr. Gasket..... 308-311

MSD 311-312,510

Necksgen..... 313,519

NOCO 314

NGK Spark Plugs 315,509

Odyssey Battery..... 315

Oliver Rods 315

OMP 316-321,520

Outerwears..... 321-322,509,511

Pac Racing Springs 322-323

Painless Performance..... 324

PJ1..... 325

PEM Racing 325

Performance Friction..... 326

Permatex 327-328

Penske Racing Shocks 328

Peterson Fluid..... 328-330

Penngrade Motor Oil... 331-332,524

Phoenix Systems 332-336

Pioneer 333

Pit Pal 334-336,514

Powerhouse..... 337

Pro Blend..... 338

Pro/Cam..... 339

Proform..... 339-341

Pro-Gram Engineering 342

Proform..... 342

Pro Shocks..... 343-344

Pro Tru 344

PRW Industries, Inc..... 345

Pulse Racing Innovations 345

PXP Racewear 346,520

Peet Dryer..... 347

Pyroprotect 347

QA1 348-351,514

Quarter Master 348

QuickCar 352-360,510,521

RE Suspension..... 360

Raceceiver 361,523

RCi 362,518

RJS Safety 362-364,519

RaceQuip 365-370,516,517

Racing Optics 370-371

Racing Electronics..... 371

Race Ramps 372

Red Line Oil 372-374

Reese..... 374-375

Remflex Exhaust Gaskets..... 375

Ricochet Race Components..... 376

Rollmaster-Romac 376

Robic..... 377

Royal Purple 377-379

Russell..... 379-381

Safecraft 381

SCS Gears..... 382

Rugged Radios..... 383

Sharp Rockers 383

SCS Gears..... 383

Saldana..... 384

Sander Engineering 385

Scorpion Performance..... 386

Samco Sport 386

Scat 387

SCE Gaskets 388

Schoenfeld..... 389

Schroth Racing 390

Scribner Plastics..... 391,509

S-A Design..... 392

Seals-it 392

Shaviv USA..... 393

Simpson..... 394-400,517,518,519

Sparco 401-404

Speedmaster 404

Speed Pro 405

Strange Oval 405

Stage 8 Fasteners 405

Supertrapp 406

Speed Pro 406

Sportsman Racing Products..... 407

Stewart Components 407

Stilo 408

Sunoco Race Jugs..... 409

Suspension Springs..... 410,512

Sweet..... 411

Swift Springs 412

Sway-A-Way 412

System One 413

Trans-Dapt..... 413

T and D Machine 414

Tanner..... 414-415,509,511,520

Tel Tac 415

Taylor Cable Products..... 416-417

Total Power..... 418

Tera Pump..... 418

Thermo-Tec 419

Ti22 Performance 420-443

Tilton..... 444

Torco 445-446

Total Seal..... 446

Trend Performance 447-448

Total Seal..... 447

Trick Race Parts..... 448

Triple X Race Components 449-462

Ultra Lite Brakes..... 463

Ultra•Shield 464-465

Vibrant Performance..... 465-470

Valco 471

Valvoline 472

VHT 473

VP Racing 474-478

Walker Performance 478

Walero..... 479

Walbro 479

WARN 480

Waterman Racing..... 480-481

Weld Racing..... 481-483

Wilwood..... 483-489

Winters 490-495

Woodward..... 495

Wiseco 495

Wix Filters..... 496

Workshop Hero 496

Woody Wires 496

Woodward-Fab 497-498

XS Power 498

XRP 499-503

Xtreme Racing..... 504

Yella Terra 504

Zamp..... 505-508,519

zycoat 508





SPRINT CAR COMPONENTS

Radiator ALL30028

Aluminum radiator with furnace-brazed tanks provides superior cooling in sprint applications. Features machined filler neck, 1-1/2" RH bottom outlet, and (4) female top outlet ports for use with -10AN O-ring fittings. Radiator uses a smaller diameter cap (not included) such as ALL30124 or ALL30125. 20" wide x 22" tall x 2" wide. 9.7 lbs.



Cross Flow Radiator (Chassis Mount) ALL30030

Aluminum radiator with a unique black thermal coating provides superior cooling! Built-in mounting brackets enable the radiator to be quick-turn fastened directly to frame tabs. Radiator with -10AN O-ring inlets and 1-1/2" outlet is 20-1/2" wide x 18-1/2" tall (including outlet neck) x 2-3/8" thick core. Recommended radiator cap is ALL30126 (28-32 lbs.), sold separately. Approximate weight 8.5 lbs.



Wall Mount Radiator Holder Kit ALL12216

Brackets fasten to trailer wall and hold radiator safely in place during transport to avoid damage. Kit includes two 29" long aluminum brackets with adjustment holes at 2" increments and arms to fit radiator cores up to 2-1/4" wide. Adjustable arms are slotted for quick adjustment with included thumbscrew knobs to fit a variety of radiator heights.



Flat Front Air Box ALL23226

Box fits most sprint cars with 1" raised rail and is fabricated from .080" aluminum.



Radiator Air Scoop For Sprint Car


Scoop fastens around a tube or the front cross member of most chassis to maximize airflow through the radiator, increase cooling efficiency and at the same time, create down force. Black plastic scoop is a universal design that will fit a variety of cars and the aluminum scoop is designed for most raised rail cars. Scoop is commonly fastened to the chassis with quick-turn fasteners.



Part No.	Description
ALL23224	Plastic 22" x 11"
ALL23225	Aluminum 22" x 13"

Radiator Honeycomb ALL30158


Thick honeycomb screen mounts to front of radiator to protect from rocks and debris. Secure directly to radiator using ALL30085 mounting kit, sold separately. 19" x 26".



Part No.	Description
ALL30158	1/2" Thick

Sprint Car Radiator Rock Screen ALL30163

Aluminum rock screen helps to protect radiators from heavy rocks and mud. Mounting tabs are integrated into the frame for quick and easy installation to a front air box. Measures 20-1/2" wide x 12" tall and weighs just under 1 lb. Quick-turn springs are included.



Aluminum Sprint Motor Plates

Front motor plates for SB Chevy are offered in one- and two-piece designs. One-piece versions mount using the lower front mounting holes. Two-piece sets use the lower front mount holes and the water pump mounting holes. All plates have 19-1/2" center-to-center chassis mounting holes. ALL38128/38129 and ALL38145 plates come with bushings to allow for engine flex and help with weight transfer.



Part No.	Description	Finish	Thickness
ALL38118	1-Piece Solid Plate	Plain	3/8"
ALL38119	1-Piece Solid Plate	Black	3/8"
ALL38128	1-Piece Plate With Bushings *	Black	3/8"
ALL38145	2-Piece Plate With Bushings †	Black	3/8"
ALL38130	Universal Mount	Plain	1/4"

* Has built-in mount for Saldana tank mount bracket OTMB-1.
 † Designed to work with ALL38092 and ALL38093 tank mounts.



Bellhousing Dowel Pins


Steel dowel pins are approximately 1/2" longer than stock pins and are required when running an engine mid-plate, rear motor mounts, or an aftermarket bellhousing. These extended length pins also help with alignment when installing an engine. Pins fit most GM blocks and are sold in pairs.



Part No.	Description
ALL38150	Solid Pins
ALL38152	Hollow Pins

Rear Motor Plate

CNC-machined aluminum rear motor plate fits standard and raised cam engines, standard and raised rail cars, and newer style lightweight blocks. Multiple holes are drilled and tapped for mounting pumps and torque ball shield directly to motor plate instead of the housing. The top trailing edge of motor plate is grooved to eliminate obstruction with dash. 3/8" thick plate weighs 7.25 lbs.



Part No.	Description
ALL38126	Black Anodized

Torque Ball Safety Blanket ALL55220

Fire-resistant safety blanket designed by Jason Meyers Racing protects driver's legs and feet in the event of a U-joint failure. Ballistic nylon covered blanket weighs just 1-1/2 lbs. and has quick-release adjustable straps which allow blanket to be removed easily for servicing torque ball and U-joint. Blanket includes two mounting brackets, mounting studs, nuts, and installation instructions.



Part No.	Description
ALL55224	3/8" Mounting Stud Kit
ALL55226	Mounting Tabs, 1-Pair

Torque Tube Belt ALL10181



Universal strap keeps torque tube stabilized and centered in case of coupler or tube failure. Black belt is 3" wide and fits all torque tube and chassis combinations.

SPRINT CAR COMPONENTS

Positive Cam Lock Shifter ALL54135

CNC-machined billet aluminum shifter clamps to the frame on driver's right. Designed for use with live axle shifter quick change. Shifter includes all steel hardware, heavy-duty cable, and quick-release end.



Part No.	Description
ALL54142	43" Long Cable


Breather Sock ALL36208

The breather sock fits over standard 3" diameter, 2-1/2" tall valve cover breathers to help catch residual oil discharged from the engine through valve cover breathers. A practical alternative to wrapping dirty shop rags around valve cover breathers! Socks are easily cleaned with a mild detergent.



SB Chevy Gear Drive Assembly

Aluminum gear drive provides accurate cam timing and the ability to adjust valve timing without removing the oil pan. Aluminum frame features a built-in front oil pan gasket retainer and an idler gear cradle for accurate cam timing throughout the RPM range. Gear drives are complete with cam, crankshaft and idler gears, needle bearing thrust kits, offset degree bushing kit, extra-long dowel pins, and installation instructions. Gear drives are commonly used with ALL90080 and ALL90081 Billet Timing Covers or may be used with most stock-type covers such as the ALL90010 with slight modification.



Part No.	Description
ALL90000	Standard Cam Gear Drive
ALL90100	Raised Cam Gear Drive (+.391")

Replacement Components

ALL90001	Cam Gear
ALL90002	Crank Gear
ALL90003	Idler Gear
ALL90004	Cam Plate Shims, 10-Pack
ALL90007	Thrust Washer Set

Billet Timing Covers

Billet aluminum machined timing cover is lightweight, durable, and weighs over 1 lb. less than cast aluminum covers. Fits major brand oil pumps. Mounting hardware included.



Part No.	Description
ALL90080	Standard Cam
ALL90081	Raised Cam

Aluminum Cam Seal Plates

Aluminum cam seal plate provides a reliable seal and tight fit.



Part No.	Size	Color	Application
ALL90085	2.103"	Black	GM Small Block
ALL90086	2.253"	Gold	Rodeck Block w/1.875" Roller Cam Bearing
ALL90087	2.310"	Blue	Most Blocks w/50mm Roller Cam Bearing
ALL90088	2.382"	Silver	Dart Small Block, Aluminum
ALL90089	—	—	Replacement Cam Plate Seal



Sprint Car Dry Sump Tank Mounting Brackets

Mounting brackets are designed to mount 6" diameter tanks to the left front corner of standard small block Chevy style engines. Commonly mounted with front motor mount brackets, the upper bracket utilizes the water pump mounting holes and the lower bracket fastens to the early front engine mount mounting holes.



Part No.	Description
ALL36092	Upper Tank Mount
ALL36093	Lower Tank Mount

Fuel Pressure Gauge ALL40330

Fuel pressure indicator gauge allows pre-adjustment of the high speed, secondary, and main valve opening pressures using a compressed air source. Gauge can be mounted directly to the wall or tool box. 4-1/2" diameter dial has a 0-160 PSI range.



Heating Pads

High-temperature silicone heating pads externally preheat oil in wet sump oil pans, dry sump tanks, and automatic transmission pans reducing overall warm-up time and improving lubrication during initial start up. 3" cord, 120-volt operation.



Part No.	Description
ALL76420	2"x15", Self-Adhesive Pad, 200 W
ALL76422	5"x7", Self-Adhesive Pad, 375 W
ALL76424	6"x12", Velcro Strapped Pad For 6" O.D. Tanks, 435W

WARNING! Do not plug heater in without being installed on tank or metallic surface to absorb heat. Element heats up quickly and damage will result.

Immersion Heaters

Immersion-style heater preheats oil in wet sump oil pan or dry sump tanks to reduce overall warm up time and improve lubrication during initial start up. 5/8" diameter stainless steel sleeve inserts into pan or tank and secures with a welded on 1/2" NPT brass screw-in fitting. 120-volt operation.



Part No.	Description
ALL76415	4-3/4" Long Heater Element w/3' Long Cord, 400 W
ALL76416	7-1/2" Long Heater Element w/12" Long Cord, 250 W

WARNING! Do not plug heater in without being installed in tank and submersed in liquid, element heats up quickly and damage will result.

Compact Electric Fuel Pump ALL40320

High-flow, low-pressure electric fuel pump has 5/16" inlet/outlet and flows 18 GPH @ 4.0 PSI, 5.5 PSI maximum. Popular mini-sprint pump includes a rubber-padded mounting bracket and two heavy-duty hose clamps. Rated 12 volt/5 amps.



SPRINT CAR COMPONENTS

Sprint Wash Plug Set

Aluminum plugs have O-rings for a water tight seal and will keep dirt out of injectors while cleaning sprint car. Four-piece set comes with a nylon storage pouch.



Part No.	Size	Wash Plug Dia.	Stack Dia.
Kinsler			
ALL26072	2-1/4"	2.328"	2.335"
ALL26073	2-11/16"	2.762"	2.790"
ALL26074	2-3/4"	2.848"	2.875"
ALL26075	2-13/16"	2.921"	2.950"
ALL26076	2.90"	2.973"	3.00"
Engler			
ALL26033	2-1/2"	2.632"	2.650"
ALL26035	2-13/16"	2.885"	2.905"
ALL26036	2.90"	2.973"	3.00"
ALL26038	3"	3.073"	3.10"
Hilborn			
ALL26032	2-7/16"	2.483"	2.50"

Down Nozzle Filters

Down nozzle filters optimize spray and eliminate dirt and debris. .990" O.D. 8-Pack.



Down Nozzle Plugs ALL40327

Plug off ports in down nozzle filters. 1/2"-20 thread seals with included O-ring. Package of 8.



Adjustable Fuel Cell Mounts ALL55112

Slotted mounts replace fixed weld-on brackets and clamp directly to 1-3/8" cross tube. Mounts have 1-1/4" long slots allowing adjustment often needed to reach insert locations of flexed, ever-changing fuel cell shapes and can be rotated for easy fuel cell mounting. Machined aluminum, black anodized mounts weigh .35 lbs each. Package of 2.



Titanium Fastener Kit for Fuel Tank Top Plate ALL17008

Kit includes twelve 1/4"-28 x 7/8" button style socket head fasteners to replace the standard bolts securing the top plate to the bladder on most Fuel Safe and ATL sprint fuel cells. Kit weighs less than 45 grams.





SPRINT CAR COMPONENTS

Body Reinforcing Plates

Plates help protect fiberglass and aluminum panels from cracking when using 7/16" quick-turn fasteners. Stainless steel plates are precision stamped with a strengthening border, attach with 1/8" rivets and measure 2" wide x 1" tall.

Clear	Black	Description
ALL18985	ALL18986	10-Pack
ALL18985-50	ALL18986-50	50-Pack




Tel-Tac Mount [ALL81332](#)

Aluminum mount accepts Tel-Tac digital tachometers and recesses into a dash for clean, finished look. Mount attaches to backside of dash with quick-turn fasteners (buttons sold separately) for simple tachometer removal and installation.



Heel Riser

Aluminum heel risers are pre-drilled for easy mounting and include a non-skid pad. 4-1/2" wide.



Part No.	Description
ALL54090	1" Tall Riser
ALL54091	1-1/2" Tall Riser

Heel Riser Rest [ALL54092](#)

Aluminum bracket is 1" tall and rivets to heel risers to help keep foot in place on the riser.



Throttle Pedal Assembly [ALL54106](#)

Rugged aluminum pedal may be mounted to the floor pan or lower frame rail for smooth, safe throttle control. Includes return spring bracket and fasteners.



Titanium Throttle Pedal [ALL54094](#)

Titanium throttle pedal has tabs welded on for attaching return spring and throttle linkage to bell crank. High-strength assembly weighs only .22 lbs.



Chrome Moly Throttle Pedal [ALL54095](#)

Lightweight sprint car throttle pedal is fabricated from 4130 chrome moly tubing then black powder coated and includes toe bar. Fits most chassis that have spud on the frame rail.



Throttle Bell Cranks

Designed for Sprint car applications, each bell crank is fitted with a pressed .250" I.D. bearing for smooth throttle operation and has optional locations for connecting push rods of various lengths. Typically, two are required to complete an application. Option holes on each crank are .188" and spaced 3/8" apart.



Part No.	Description
ALL54150	Arms Set 75° Apart, 35 Grams
ALL54152	Arms Set 70° Apart, 6061, 40 Grams

Sprint Knee Guard [ALL55230](#)

Ultra-light aluminum knee guard designed by Jason Meyers Racing works great for protecting knees from banging against 1/2 box steering gears and provides a comfortable leg support when throttling through corners. Fire-retardant, high-impact, dense rubber padding is covered with self-extinguishing cloth for added safety. Guard fastens to the half box mount (not the box) by drilling and bolting or riveting and is held in place with safety wire or a wire tie.



Sprint Knee Guard Clamp [ALL55232](#)

Aluminum mount with 2" I.D. fastens around KSE sprint steering box tube to help secure most popular knee guards. Sold each.



Titanium Brake Pedals

High-strength titanium brake pedal is manufactured from 1" diameter tubing. Knurled pattern on 5" wide pedal helps keep foot in place. Approximately .55 lbs.

Part No.	Description
ALL41031	Standard Rail, 14-1/2" Long Overall
ALL41032	Raised Rail, 13-1/2" Long Overall

Chrome Moly Brake Pedal [ALL41033](#)

Lightweight sprint car brake pedal is fabricated from 1" O.D. x .040" 4130 chrome moly tubing then black powder coated. Pedals provide optimal feel due to a knurled no-slip, extra-grip foot rest. Universal fit pedal works with most sprint car raised rail chassis. 1-1/2" heel block is recommended for proper heel to pedal spacing.





Left Front Caliper Mount

Machined aluminum mount keeps the caliper true and straight for maximum braking power. Bolts included.



Part No.	Description
ALL55070	Mount For 10-7/8" Rotor, Plain
ALL55071	Mount For 10-7/8" Rotor, Black
ALL55072	Mount For 10-1/8" Rotor, Plain
ALL55073	Mount For 10-1/8" Rotor, Black

Coated Braided Steel Lines

Black coated braided steel lines have black aluminum ends. Choose #2, #3, or #4 line in straight/straight or straight/90° configurations. Lengths stated are overall, end to end.



Length	# 2 Line	#3 Line	#4 Line
	Two -3 Straight	Two -3 Straight	-3 90° And -3 Straight
12"	ALL48371	ALL48361	ALL48415
15"	ALL48372	ALL48362	ALL48416
18"	ALL48373	ALL48363	ALL48417
21"	ALL48374	ALL48364	ALL48418
24"	ALL48375	ALL48365	ALL48419
30"	ALL48376	ALL48366	ALL48420
36"	ALL48378	ALL48368	ALL48422
60"	ALL48380	ALL48370	ALL48424
73"	ALL48383	ALL48382	ALL48381

Quick Disconnect Couplings

Two-piece couplings allow lines to be separated without loss of fluid or requirement of bleeding. Commonly used on brake and top wing systems.



Part No.	Description
ALL50212	Steel Coupling with 1/8" NPT Female Threads
ALL50213	Alum. Coupling with 3AN Male Threads
ALL50209	Premium Coupling Fitting with 3AN Male Threads



Danny Waldan

Stan Kalwasinski

SPRINT CAR COMPONENTS

Nose Wing Wall Mount Brackets

ALL12214

Brackets attach to the side of trailer wall to hold a spare sprint car front nose wing safely in place. Powder coated aluminum brackets feature slotted arms which are fully adjustable to accommodate a variety of nose wing shapes and sizes. Sold in pairs with retention straps to keep wing secure.



Wing Caps

Prevent rocks and debris from damaging the leading edge of many popular sprint car wings with a protective cap.



Part No.	Description
ALL23220	Top Wing Cap, 60" Long, High-Impact Plastic
ALL23222	Front Wing Cap, 36" Long, High-Impact Plastic
ALL23221	Top Wing, 60" Long, Carbon Fiber
ALL23223	Front Wing, 36" Long, Carbon Fiber

Manual Wing Adjuster ALL48004



Use a manual adjuster for sprint car top wings when rules do not permit hydraulic cylinders. Slider includes 3/8"-24 steel thread rod ends and is adjustable from 20" to 32" center-to-center in 1" increments with locking pin. Weight is less than 1 lb.

Hydraulic Wing Cylinders

Strong hydraulic wing cylinders have an aluminum body which houses a steel piston and pushrod assembly. Available in 10" and 12" lengths.



Part No.	Description
ALL48000	10"
ALL48002	12"

Titanium Studs for Wing Cylinders


Single stud used to mount the wing cylinder to the chassis or wing tree. Stud has 3/8"-24 threads for mounting most cylinders. Mounting nuts not included. Sold each.



Part No.	Description
ALL17036	5/16"-24 x 3/8"-24 x 1.640" Stud
ALL17038	3/8"-24 x 3/8"-24 x 1.600" Stud

Wing Line Kit ALL48006

Kit includes lightweight, coated stainless steel braided lines and aluminum fittings to help simplify plumbing of KSE Gen2 steering gear and wing cylinder. Kit includes (2) #4 slider lines (22" long and 36" long), (2) #4 pressure and return lines (18" long), (4) 45° -4AN to 1/8"NPT valve fittings, (2) 90° -4AN to 1/8"NPT cylinder fittings, and (2) high-flow -3 ORB to -4AN fittings.





Top Wing Trees

Wing trees have an "X" design for lateral and horizontal strength. Available in 16" and 18" tall versions, each tree is adjustable and will extend up to 6" with adjustment holes located at 1" increments. 16" trees are ideal for X wedge cars to keep the back of the top wing lower while providing optimal top wing tilt at high-speed tracks. 4130 chrome moly 3/4" x .060" tube construction. Wing trees are 26" wide at the top and have a min/max bottom width of 25-3/4" to 26-1/2". Adjuster pins not included.



Part No.	Height	Finish
ALL55130	16" (Extends to 22")	Black
ALL55131	16" (Extends to 22")	Plated
ALL55132	18" (Extends to 24")	Black
ALL55133	18" (Extends to 24")	Plated

Part No.	Description
Related Parts	
ALL17028	Titanium Adjuster Pins, (1-Pair)
ALL55134	Top Wing Tree Slider, Black
ALL55135	Top Wing Tree Slider, Plated

Titanium Top Wing Pin Kit

ALL17028

Kit includes two 1/4" x 1" pins with locking clips for adjusting wing tree heights.



Nose Wing Rear Strap

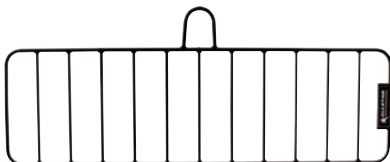
4130 chrome moly tubular strap mounts from the shock tower to the nose wing side board and will not disrupt air flow. Non-adjustable strap measures 10-3/4" center to center with a 5" offset. Sold each.

Part No.	Description
ALL55115	Plated
ALL55116	Black



Rock Screens

Steel screen mounts to chassis providing driver added protection from rocks and debris. Black powder-coated screen is 7-1/2" tall with 2" wide slots. Approximately 1.60 lbs.



Part No.	Description
ALL30165	Sprint Car, 25" Long
ALL30166	Mini Sprint, 23-3/4" Long

SPRINT CAR COMPONENTS



Adjustable Wing Posts and Mounting Components for Sprint Front Wing

Clamp-on style angled aluminum mounts fasten around 1-1/2" torsion bar tubes providing adjustability to front wing posts.

Part No.	Description	Material
ALL55100	Aero Post LH	Steel
ALL55101	Aero Post RH	Steel
ALL55106	Post Straight, 13" Long	Aluminum
ALL55102	Mount for ALL55100 Aero Post LH	Aluminum
ALL55103	Mount for ALL 55101 Aero Post RH	Aluminum
ALL55107	Mount For ALL55106 Post	Aluminum

Fixed Wing Posts for Sprint Front Wing

Fixed posts have a 1" O.D. to fit into pinch clamp spuds welded to torsion bar tubes on most chassis. Bent tubes are angled forward to mount the front wing forward, adding increased downforce.



Part No.	Description	Material
ALL55108	Bent, Aero w/ Round Tube	Steel
ALL55105	Bent	Aluminum
ALL55125	Bent	Titanium
ALL55109	Straight, Aero w/ Round Tube	Steel
ALL55106	Straight	Aluminum
ALL55126	Straight	Titanium
ALL55110	LH Sideboard Mount	Stainless Steel
ALL55111	RH Sideboard Mount	Stainless Steel

Stacked Front Bumper

Stacked front bumper for improved front end protection is precision-bent from steel tubing.



Description
Sprint Car, 1" O.D. Steel Tubing, 6" Tall x 8" Long Overall x 19-1/4" Wide on Center. Weighs Less Than 4 lbs.

Titanium Bolt Kit for Nerf Bars And Bumpers

Kit includes twelve 10-32 x 1-1/2" bolts with nylon locking half nuts. Kit includes enough fasteners for bumpers and side nerf bars. Kit weighs less than 50 grams.





Triangle Window Net

ALL10246

Triangle net designed for sprints and midjets. Includes quick-release buckle and meets SFI 37.1 specs.



Weld Bung For Sprint Car Seat Belts

ALL98125

Bung welds into tubing up to 1-3/8" to convert wrap around style seat belts to bolt-in ratchet style belts. Shoulder allows belt to pivot as needed and accepts 3/8" seat belt mounting hardware.



Front Axles

Lightweight .095" wall 4130 chrome moly front axles measure 50" x 2-1/2" with 9° and 12° kingpin angles for excellent driver feel and are precision-built for quality and accuracy. Axle kingpin bosses are shipped factory reamed for easy installation and also feature threaded panhard bar stud and shock mounts. Available in black powder coat or chrome plated.



Part No.	Description
ALL55170	Black
ALL55171	Chrome

Pitman Arms

Pitman arms for popular 48-spline boxes are manufactured from 2024 aluminum and feature two drag link mounting points with 1/2"-20 threads. Angle-broached arms provide the extra offset needed on today's short steering boxes for header clearance.

Description	Black Finish	Clear Finish
Angle Broach	ALL55030	ALL55031
Straight	ALL55032	ALL55033



Drag Link/Tie Rod

1-1/8" sprint car steering rods are made from 4130 chrome moly .065" wall tubing. Rods have 5/8" threads and a tapered threaded end.

Length	Black Powder Coated	Plated
46"	ALL55932-46	ALL55933-46
47"	ALL55932-47	ALL55933-47
48"	ALL55932-48	ALL55933-48
49"	ALL55932-49	ALL55933-49
50"	ALL55932-50	ALL55933-50
51"	ALL55932-51	ALL55933-51



SPRINT CAR COMPONENTS

Drag Link Tether

ALL10252

Keeps drag link tethered to the chassis if it becomes disconnected. Tethering of drag link is required by most sanctioning bodies. 24" long x 1" wide, woven nylon.



Aluminum Steering Arms

Arms are strong and solid for rough tracks and fit 3-1/4" spindles. Combo arm has a 1" lead.



[ALL55058](#)



[ALL55060](#)



[ALL55062](#)

Description	Black Finish	Clear Finish
Steering Arm RH	ALL55062	—
Combo Steering Arm LH, Solid	ALL55060	—
Combo Steering Arm LH	ALL55058	ALL55059

Titanium Steering Stud Kit

ALL17026

Kit includes four studs with nylon locking half nuts that thread into steering and pitman arms with 1/2"-20 threads for properly mounting steering links.



Half Box Steering Gear Mount

Mount is designed for quick installation and removal of the steering gear box. Three hex-cut slots eliminate the need to remove snap ring and end cap and allow the steering box to slide easily into place. CNC-machined from 3/8" thick 2024 aluminum for strength, yet only weighs .60 lbs.



Part No.	Description
ALL52112	Clear
ALL52113	Black



Tyler Roahrig

Jim Fisher



SPRINT CAR COMPONENTS

Aluminum Steering Box Mounts

Steering mounts are manufactured from American-made 2024 aluminum. Black anodized finished, steering mounts are offered in three versions. Rigid design keeps steering gear in place.



Part No.	Description
ALL52114	Mount with Fuel Shut-Off for MPD Valves
ALL52115	Mount with Fuel Shut-Off for Waterman Valves
ALL52116	Long Mount

Power Steering Lines

Assembled lines for power steering have -6AN ends and are compatible with high-pressure pumps found in today's sprint cars where standard hose and fittings cannot be used. Lines are lightweight yet strong, weighing less than a standard high-pressure hose assembly. Plumbing is perfect for connection of KSE steering gear to pump. 13.5" long.



Part No.	Description
ALL48260	Line With Steel Ends And Protective Wrap
ALL48261	Line With Aluminum Ends

Power Steering Supply Line ALL48262

Gen2 supply line has a 90° -10AN and a straight -10AN aluminum fitting for a precise fit to the KSE Gen2 steering gear. New style hose is very flexible, yet will not collapse under suction. Total overall length including fittings 9".



Molded Steering Wheel Pad ALL52322

Molded pad fits flat or dished 3-spoke steering wheels. Velcro straps are permanently secured to pad for quick installation.



Steering Wheel Pad ALL52320

Black vinyl-covered pad fastens to most three spoke racing steering wheels with three hook-and-loop straps. 5-3/4" diameter foam pad is 2" thick.



Titanium Pinch Bolt Kit for Torsion Arms and Pitman Arms ALL17032

Kit includes five bolts to replace standard 3/8"-24 x 1-7/8" hardware found in most torsion and pitman arms. Bolt kit weighs less than 90 grams.



Sprint Aluminum Torsion Arms

Manufactured from 2024 aluminum. Arms are exceptionally strong and will not flex. Available with black or clear anodized finish. Hardware included.



Description	Black Finish	Clear Finish
Front		
Left	ALL55000	ALL55001
Left S-Bend *	ALL55002	ALL55003
Right Clear	ALL55004	ALL55006
Right Angle Broach	ALL55005	ALL55007
Rear		
Left	ALL55010	ALL55011
Right	ALL55012	ALL55013
XP Left	ALL55034	ALL55035
XP Right	ALL55036	ALL55037

* S-bend provides added of tire clearance.

HD Billet Rear Torsion Arms

Heavy-duty billet aluminum arms have a high resistance to twisting, ensuring a straight rear end while eliminating inconsistent spring rates. LR arms are approximately 3.05 lbs. RR arms are approximately 2.90 lbs. Pinch bolt included.



	Black	Clear
Left	ALL55014	ALL55015
Right	ALL55016	ALL55017

Torsion Arm Stops

Stops are available in 1-3/4" or 2" split and are offered in aluminum, 4340 steel, or titanium. 2024 grade aluminum stops include a grade 8 bolt with 5/8" head and an aluminum jam nut. Titanium stops include a titanium bolt with 5/8" head and aluminum jam nut.



Part No.	Description
ALL55020	Aluminum 1-3/4" Split, Black
ALL55024	Titanium 1-3/4" Split
ALL55028	Steel, 1-3/4" Split, Black
ALL55022	Aluminum 2" Split, Black
ALL55025	Titanium 2" Split

Related Components

Titanium Torsion Arm Stop Bolts with Nut

ALL55026	7/16"-20 with 5/8" Head
ALL55027	7/16"-20 with 9/16" Head





Titanium Torsion Arm Stop Adjuster Bolt Kit ALL17034

Kit includes four 7/16"-20 stop adjuster bolts with 9/16" heads to replace or upgrade standard hardware found in torsion arm stops. Kit weighs less than 80 grams.



Torsion Arm Stop Kit



Kits hold torsion arm and stop in place if pinch bolts loosen or breakage occurs.

Part No.	Description
ALL10730	Clear
ALL10731	Black



Torsion Bar Bushings

Performance tested anti-friction nylon bushings are stepped to minimize binding of the torsion bar. Durable, lightweight material offers increased wear-resistance, allowing for longer part life, decreased mating component wear, and less down time!



Part No.	Description
ALL55140	Sprint 1-1/8" I.D. for .095" Wall Tubes, Each
ALL55140-10	Sprint 1-1/8" I.D. for .095" Wall Tubes, 10-Pack
ALL55150	Midget, Each
ALL55150-10	Midget, 10-Pack
ALL55160	Mini Sprint, Each
ALL55160-10	Mini Sprint, 10-Pack

Shock Bump Rubbers

Conical shaped bump rubbers fit on most shock shafts up to 16mm to limit shock travel. Bump rubbers are 2-3/8" tall and have a 2" O.D. base. A letter designation is molded in the bottom to identify compound.



Part No.	Description
ALL64500	Soft (40 grams)
ALL64501	Medium (50 grams)
ALL64502	Hard (55 grams)

Shock Protectors

Shock protectors add extra protection from rocks and debris to your shock body. 11" tall plastic protector simply snaps onto your shock body. May need to be cut to length. Sold each.

Part No.	Description
ALL64202	2" Standard Body Shocks
ALL64203	1-5/8" Small Body Shocks



SPRINT CAR COMPONENTS

Ride Height Blocks

Chassis set-up blocks are adjustable in 1/4" increments. A quick-release pin holds block at desired height. Bottom surfaces of blocks are contoured to fit steel tubing or any flat surface and have magnets for holding block to chassis. Short blocks adjust 1.75"-4". Tall blocks adjust 3"-6". Package of 2.



Part No.	Description
ALL10720	Short
ALL10721	Tall

Ride Height Block Adapters

ALL10722

Adapters replace the standard flat pad on Moose style set-up blocks and are machined to cradle axle tubes during chassis set-up. Package of 2.



Live Axle Cradle Rollers

Built-in rollers allow live axle rear-ends to rotate while on the cradles or when using the rear axle to rotate the engine to check or adjust the valve train. Package of 2.



XP Aluminum Birdcages

Center pull birdcages are one of the most innovative cage designs. XP cages eliminate bind on the bearing and reduce drag allowing for better weight and horsepower transfer. Must be used with XP rear torsion arms.



Part No.	Description
ALL55038	Left
ALL55039	Right

Related Parts

ALL55034	XP Torsion Arm Left Black
ALL55035	XP Torsion Arm Left Clear
ALL55036	XP Torsion Arm Right Black
ALL55037	XP Torsion Arm Right Clear

Aluminum Birdcages

Single-bearing birdcages have replaceable components and are fitted with grade 8 hardware.



Part No.	Description
ALL55040	Left
ALL55042	Right

Non-Wing Aluminum Birdcages

Non-wing single-bearing birdcages have lowered rear arm connection points, replaceable components, and are fitted with grade 8 hardware.



Part No.	Description
ALL55044	Left
ALL55046	Right



SPRINT CAR COMPONENTS

XP, Standard and Non-Wing Birdcage Replacement Components

Part No.	Description
ALL55050	Brake Mount RR Steel
ALL55051	Flag
ALL55052	Spud
ALL55054	Spirolox
ALL55055	Arm Bolt
ALL55056	XP Arm Bolt
ALL72336	28mm Bearing



Aluminum Radius Rods

1-1/8" diameter aluminum radius rods are built from .156" wall tubing and have 5/8" threads to fit most sprint cars and midgets.



Length	Black Anodized	Polished
18"	ALL56806-18	ALL56807-18
18.5"	ALL56806-185	ALL56807-185
19"	ALL56806-19	ALL56807-19
19.5"	ALL56806-195	ALL56807-195
20"	ALL56806-20	ALL56807-20
20.5"	ALL56806-205	ALL56807-205
21"	ALL56806-21	ALL56807-21
21.5"	ALL56806-215	ALL56807-215
22"	ALL56806-22	ALL56807-22
22.5"	ALL56806-225	ALL56807-225
23"	ALL56806-23	ALL56807-23
23.5"	ALL56806-235	ALL56807-235
24"	ALL56806-24	ALL56807-24
24.5"	ALL56806-245	ALL56807-245

Birdcage Bearings

Replacement bearings for Allstar birdcages and many other brands.

Part No.	Description
ALL72336	Sprint, 28mm Wide
ALL72338	Sprint, 32mm Wide



Thin O.D. Jam Nuts

Specialty jam nuts have smaller outside diameters, allowing smaller wrenches to be used when changing radius rod lengths.

Thread Size	Wrench Size	Steel Part No.	Alum. Part No.	Black Alum. Part No.
5/8"-18 RH	3/4"	ALL18292	ALL18296	ALL18286
5/8"-18 LH	3/4"	ALL18293	ALL18297	ALL18287



Swedged Steel Suspension Tubes

Length	Part No.
5/8" Thread 7/8" O.D.	
22"	ALL57188
22-1/2"	ALL57189
23"	ALL57190
23-1/2"	ALL57191



Rod Ends

Two-piece spherical rod ends have a pivoting steel ball and are sold each.



Bore x Thread	RH Male	LH Male	RH Female	Strength
Standard Series Steel				
1/4" x 1/4"-28	ALL58004	ALL58014	ALL58034	2,835 lbs.
5/16" x 5/16"-24	ALL58005	ALL58015	ALL58035	4,517 lbs.
3/8" x 3/8"-24	ALL58006	ALL58016	ALL58036	6,323 lbs.
1/2" x 1/2"-20	ALL58008	ALL58018	ALL58038	10,046 lbs.
Pro Series Steel (Moly) - Black				
1/2" x 1/2"-20	ALL58058	ALL58068	—	17,000 lbs.
1/2" x 5/8"-18	ALL58059	ALL58069	—	19,300 lbs.
Pro Series Steel (Moly) - Black (PTFE Lined)				
1/2" x 5/8"-18	ALL58079	ALL58084	—	17,650 lbs.
Aluminum - Black				
1/2" x 1/2"-20	ALL58088	ALL58098	—	7,700 lbs.
1/2" x 5/8"-18	ALL58089	ALL58099	—	15,000 lbs.

Titanium Fastener Kits for Radius Rods

Choose from a kit using studs and nylon locking half nuts or bolts to secure radius rods to the chassis.

Part No.	Description
ALL17020	(6) Stud Kit with Nuts (400 Grams)
ALL17020-1	Stud Kit with Nuts (Single)
ALL17018	Bolt Kit (275 Grams)



Tapered Spacers

Steel and aluminum tapered spacers make shock or radius rod mounting neat and strong, and help prevent binding. Package of 2.

Part No.	Description	Part No.	Description
Steel 1/2" I.D.			
ALL18570	1/4" Length	ALL18590	1/4" Length
ALL18571	3/8" Length	ALL18592	1/2" Length
ALL18572	1/2" Length	ALL18594	3/4" Length
ALL18574	3/4" Length	ALL18596	1" Length
ALL18576	1" Length		



Chrome Moly Jacobs Ladders

Jacobs Ladder is constructed of 4130 chrome moly with aluminum straps. Grade 8 bolts, nyloc nuts, and AN flat washers are included. Approx. 2 lbs.


Part No.	Description
ALL55080	13-1/4"
ALL55081	13-5/8"
ALL55082	14"
ALL55084	12-1/4" Adjustable
ALL55085	13-1/4" Adjustable
ALL55086	13-5/8" Adjustable
ALL55087	14" Adjustable
Replacement Component	
ALL55090	Strap





Titanium Jacobs Ladders

Titanium Jacobs Ladder is completely assembled with aluminum straps, titanium bolts, mechanical lock nuts, and AN flat washers. Titanium ladders are 1/2 lb.+ lighter than 4130 steel ladders and weigh only 1-1/2 lbs.



Part No.	Description
ALL55077	13-1/4" Small
ALL55078	13-5/8" Medium
Replacement Component	
ALL55090	Strap

Carbon Fiber Jacobs Ladder Cover

Protect the rear axle from rock chips and other debris. Real carbon fiber cover is strong yet lightweight and attaches to all Jacobs Ladders with existing bolt or pin (not included).



Part No.	Description
ALL55091	3/8"
ALL55092	1/2"

Jacobs Ladder Pin Kits

Pin kits offer a quick option for changing out a Jacobs Ladder. Kits include two 3/8" x 3-3/4" long strap pins, one 3/8" or 1/2" x 1-1/2" long pin for birdcage rod end, 3 clips, and two springs that help keep the ladder free.

Part No.	Description
ALL55093	3/8" Steel
ALL55095	3/8" Titanium
ALL55094 *	1/2" Steel
ALL55096 *	1/2" Titanium
Replacement Components	
ALL55097	3/8" Clip
ALL55098	1/2" Clip
ALL55099	Spring
* Used with Allstar Jacobs Ladders	



Jacobs Ladder Installation Kit ALL17012

Installation kit includes a titanium pin kit and strap mounting hardware for quickly changing out a Jacobs Ladder. A 1/2" birdcage rod end pin for use with most popular Jacobs Ladders is also included.



Corbin Gurley

JB Art & Image

SPRINT CAR COMPONENTS

Titanium Fastener Kit for Bead Lock ALL17000

Kit includes 16 pieces of 5/16"-18 x 1-1/4" long bolts to reduce rotating weight over standard fasteners. These bolts fit all wheels. Fasteners weigh a total of 130 grams.



Titanium Fastener Kit for Front Hub ALL17004

Kit includes five 3/8"-16 x 1-1/4" smooth head fasteners with a built-in hex for securing into hub and five shoulder nuts. Fasteners weigh a total of 90 grams.



Titanium Fastener Kit for Fuel Pump ALL17006

Kit includes three 1/4"-20 x 1/2" mounting fasteners and one 1/4"-20 x 1" long pinch bolt with an extended head for easy adjustments. Fastener kit fits most Waterman or Kinsler style pumps and weighs less than 15 grams.



Titanium Fastener Kit for Fuel Tank Top Plate ALL17008

Kit includes twelve 1/4"-28 x 7/8" button style socket head fasteners to replace the standard bolts securing the top plate to the bladder on most Fuel Safe and ATL sprint fuel cells. Kit weighs less than 45 grams.



Titanium Stud Kit for Headers ALL17010

Kit includes fourteen studs with 3/8"-24 thread on one end, 3/8"-16 thread on the opposite end and 12-point steel shoulder nuts to work with most style headers. Overall stud length is approx. 1-1/4". Kit weighs a total of 185 grams.



Titanium Fastener Kit for Nerf Bars and Bumpers ALL17016

Kit includes twelve 10-32 x 1-1/2" bolts with nylon locking half nuts. Kit includes enough fasteners for bumpers and side nerf bars. Kit weighs less than 50 grams.



Titanium Fastener Kits for Radius Rods

Choose from a kit using studs and nylon locking half nuts or bolts to secure radius rods to the chassis.

Part No.	Description
ALL17020	Stud Kit with Nuts (400 Grams)
ALL17020-1	Stud with Nut (Single)
ALL17018	Bolt Kit (275 Grams)



ALL17020



SPRINT CAR COMPONENTS

Titanium Shock Stud Kit for Frame Boss and Spuds

Shock stud kits include four studs and nylon locking half nuts to mount shock to chassis or front axle. ALL17022 studs have 1/2"-20 threads that thread directly into pre-threaded bungs.



Part No.	Description
ALL17022	Stud Kit for 1/2"-20 Threaded Bungs
ALL17022-1	Stud w/Nut (Single) for 1/2"-20 Threaded Bung

Titanium Shock Studs for Rear Torsion Arms ALL17024

Shock stud kits include two studs with large support cones and four nylon locking half nuts to mount shock to most rear torsion arms. Studs and nuts weight less than 50 grams.



Titanium Steering Stud Kit ALL17026

Kit includes four studs with nylon locking half nuts that thread into steering and pitman arms with 1/2"-20 threads for properly mounting steering links.



Black Half Nuts ALL17048

Black anodized steel 1/2"-20 nylon lock nuts are a light-weight option to keep fasteners in place. Package of 10.



Titanium Pin Kit for Top Wing ALL17028

Kit includes two pins with locking clips for adjusting wing tree height.



Titanium Studs for Wing Cylinders

Single stud used to mount the wing cylinder to the chassis or wing tree. Stud has 3/8"-24 threads for mounting most cylinders. Mounting nuts not included. Sold each.



ALL17036

Part No.	Description
ALL17036	5/16"-24 x 3/8"-24 x 1.640" Stud
ALL17038	3/8"-24 x 3/8"-24 x 1.600" Stud

Titanium Stud Kit for Torque Tubes ALL17030

Kit includes six 3/8"-24 x 3/8"-16 studs with 12-point steel nuts to secure torque tube to rear end housing. Kit weighs about 100 grams.



Titanium Pinch Bolt Kit for Torsion Arms and Pitman Arms ALL17032

Kit includes five bolts to replace standard 3/8"-24 x 1-7/8" hardware found in most torsion and pitman arms. Bolt kit weighs less than 90 grams.




Titanium Bolt Kit for Torsion Arm Stop Adjuster ALL17034

Kit includes four 7/16"-20 stop adjuster bolts with 9/16" heads to replace or upgrade standard hardware found in torsion arm stops. Kit weighs less than 80 grams.



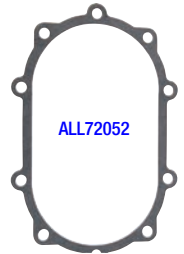
Quick Change Cover Nuts ALL172060

Aluminum nuts are pre-drilled for safety wire to prevent nuts from working loose and causing leaks. Nuts have 3/8"-16 threads. Package of 10.



Quick Change Cover Gaskets

Part No.	Description
ALL72050	Paper
ALL72052	Thick with Steel Core



ALL72052

Sprint Wheel Cover Bolt Kits

Kit includes 5/16"-28 bolts, 1-3/8" spread aluminum insert plates with steel threaded inserts, E-clips to keep bolts on the wheel cover, and rivets. Package of 3.



Part No.	Description
ALL44265	Stainless Steel
ALL44266	Titanium



Justin Peck

JB Art & Image

SEE PAGE 40 FOR ADDITIONAL TITANIUM FASTENERS



BRAKES

Master Cylinder Remote Reservoirs

High-impact plastic remote reservoirs simplify brake bleeding, especially when master cylinder is mounted low in the chassis. Available with single or dual outlet and may be connected to master cylinder with a 5/16" hose.

Part No.	Description
ALL42045	Single Outlet
ALL42046	Dual Outlet



Brake Shut-Off Valve [ALL48010](#)

Valve has 1/8" NPT inlet and outlet and is rated at 2,000 PSI. Use Allstar [ALL50120](#) fitting for 3/16" inverted flare brake line. Dimensions: 1/2" W x 1-3/4" L x 1-9/16" H.



Proportioning Valve [ALL48025](#)

Adjust front-to-rear brake bias with the twist of a knob. Provides up to 57% reduction. Fitting ports are 1/8" NPT. Valve includes two fittings to adapt to 3/16" brake line. 1" long, 1-3/4" wide and 3-5/16" tall.



Residual Check Valves

Residual check valves hold a small amount of pressure in the brake system to keep the brake system functioning properly while helping to maintain a firm pedal. Maintaining system pressure prevents fluid from returning to the master cylinder when the master cylinder is positioned lower than or close to the same height as the calipers or wheel cylinders. Proper system pressure also keeps piston and wheel cylinder seals expanded, creating a positive seal and keeping brake pads seated against the rotor. Valves include two 3/16" inverted flare fittings.



Part No.	Description
ALL41048	2 lb. for Disc Brakes
ALL41049	10 lb. for Drum Brakes

Brake Bias Adjusters [ALL42072](#)

Adjust brake bias from the driver seat to compensate for changing track conditions. Adjusters mount to balance bars with 3/8"-24 threads. Comes with 5 ft. long cable-style adjuster.



Charlie Spoonmore

Stan Kalwasinski

Brake Bias Gauge

Gauges show actual front and rear line pressure for making brake bias changes before or during the race. Pre-assembled units have 0-1,500 PSI liquid-filled gauges with 1/8" NPT male fittings and bleeder valves to evacuate air from the gauges. 2-3/4" x 4-1/2" pre-drilled panels are offered in horizontal or vertical versions.

Part No.	Description
ALL80170	Vertical
ALL80172	Horizontal



Swivel Head Brake Pressure Gauge [ALL11020](#)

Gauge temporarily replaces the bleeder screw in most aftermarket brake calipers with 1/4"-28 thread bleeder screws to measure brake pressure. Swivel head positions the 2-3/4" diameter gauge for easy viewing. Convenient remote bleeder can be used to evacuate air in the system for accurate readings.



Part No.	Description
ALL11022	Adapter Converts ALL11020 and Other Gauges with 1/4"-28 Thread to 10mm-1.50 Thread for Use with Popular GM Metric Calipers.

[ALL11022](#)

90° Swivel Fitting

Black anodized aluminum fitting swivels a full 360° for convenient hose connection. 1/8" NPT fitting is commonly used in aftermarket calipers, gauge panels, or anywhere a swivel connection would be useful.



Part No.	Description
ALL50108	1/8" NPT to -3AN
ALL50109	1/8" NPT to -4AN

AN Union Fittings

Black anodized aluminum flare union adapter fittings are commonly used to connect two hoses with female AN ends.



Part No.	Description
ALL50090	-3AN to -3AN
ALL50091	-4AN to -4AN

Bulkhead Fittings

Black anodized aluminum bulkhead adapter fittings are perfect when plumbing needs to pass through a firewall, interior panel, or a mounting bracket.

Part No.	Description
ALL50092	Straight -3AN to -3AN
ALL50093	Straight -4AN to -4AN
ALL50094	90 Degree -3AN to -3AN
ALL50095	90 Degree -4AN to -4AN
ALL50096	Tee (Run) -3AN (3x)
ALL50097	Tee (Run) -4AN (3x)
ALL50098	-3AN Bulkhead Nut
ALL50099	-4AN Bulkhead Nut



[ALL50092](#)
[ALL50093](#)

[ALL50094](#)
[ALL50095](#)

[ALL50096](#)
[ALL50097](#)

Quick Disconnect Couplings

Two-piece couplings allow lines to be separated without loss of fluid or requirement of bleeding. Commonly used on brake and top wing systems.



Part No.	Description
ALL50215	Steel Coupling with 1/8" NPT Female Threads
ALL50212	Alum. Coupling with -3AN Male Threads
ALL50213	Alum. Coupling with -4AN Male Threads
ALL50209	Premium Coupling Fitting with -3AN Male Threads

Steel Brake Line

Steel brake line is available in lengths from 8" to 72" for plumbing brake systems. Standard galvanized zinc coating.

3/16" Line with 3/8"-24 Ends		3/16" Line with 3/8"-24 Ends	
Length	Part No.	Length	Part No.
8"	ALL48048	40"	ALL48056
12"	ALL48050	51"	ALL48058
20"	ALL48052	60"	ALL48060
30"	ALL48054	72"	ALL48062



Stainless Steel Brake Line

304 grade stainless steel line exceeds SAE and DOT requirements. Pre-made lines include standard size stainless ends for years of service and show quality finish.

3/16" Line with 3/8"-24 Ends		3/16" Line with 3/8"-24 Ends	
Length	Part No.	Length	Part No.
8"	ALL48300	40"	ALL48304
12"	ALL48301	51"	ALL48305
20"	ALL48302	60"	ALL48306
30"	ALL48303	72"	ALL48307



Coiled Tubing

Coiled tubing works great for building custom length brake lines without unions. Tubing is easily cut and flared to desired length. Stainless tubing is 304 grade and double annealed for easy flaring and bending. Coiled tubing does not include flare nuts (sold separately).



Part No.	Description
ALL48040	3/16" Standard Zinc, 25 Ft.
ALL48308	3/16" Stainless, 20 Ft.

Inverted Flare Nuts

3/16" and 1/4" flare nuts are used for building custom brake lines. Nuts are available to fit most master cylinders and metering/proportioning valves. Select proper thread size for line used.



Part No.	Size	Color	Qty.
Flare Nuts for 3/16" Brake Line			
ALL50110	3/8"-24	Zinc Plated	10-Pack
ALL50111	3/8"-24	Stainless	10-Pack
ALL50113	7/16"-20	Red	2-Pack
ALL50114	1/2"-20	Green	2-Pack
ALL50115	9/16"-18	Olive	2-Pack
Flare Nuts for 1/4" Brake Line			
ALL50116	7/16"-20	Zinc Plated	10-Pack
ALL50117	7/16"-20	Stainless	10-Pack
ALL50118	1/2"-20	Gold	2-Pack
ALL50119	9/16"-18	Blue	2-Pack

Tubing Cutters

Cut plastic, aluminum, copper, or steel tubing without distorting or crushing. Standard cutter works with tubing from 1/8" up to 1-1/8" and has wide rollers for even tracking of cutter wheel, built-in reamer for cleaning inside of tubing, and an extra cutting wheel. Mini cutter can cut tubing from 1/8" to 5/8" in tight areas.



Part No.	Description
ALL11010	Mini
ALL11011	Standard

Double Flare Tool ALL11015

Double flares 3/16", 1/4", 5/16", 3/8", and 1/2" steel or aluminum and .040" copper tubing at 45 degrees, the most common flare used in custom length brake and fuel lines. Includes instructions and a plastic storage case.



Brake Bleeder Bottles

Contain the mess of bleeding brakes by capturing fluid in this 16-oz. bottle with a 12" long hose which attaches to most bleeder screws. The removable cap has a built-in fitting to secure the hose during storage to help prevent spills. Choose from a steel lanyard retainer that suspends the bottle from a chassis or suspension component or a magnet retainer to secure the bottle to a steel object such as a brake drum or rotor during bleeding. ALL11017 has a magnet retainer and a built-in one-way check valve for one person brake bleeding.



Part No.	Description
ALL11019	Bottle with Lanyard
ALL11018	Bottle with Magnet
ALL11017	Bottle with Magnet and Check Valve



BODY

Aluminum Sheets

Aluminum sheets, offered in 4 ft. x 10 ft. or 4 ft. x 10 ft., 6 in., are .040" thick and available in most popular colors. Sheet with single-sided colors have a white painted backside and all sheets have a removable protective film on one side.



Color	Part No.	Part No.
Plain	ALL22200 *	—
Chrome On Chrome	ALL22201 †	—
White On White	ALL22202	ALL22480
Xtreme Red	ALL22203	—
Red	ALL22204	—
Red On Red	ALL22209	ALL22484
Gloss Black	ALL22206	—
Black On Black, Gloss	ALL22207	ALL22482
Flat Black	ALL22208	—
Black On Black, Flat	ALL22219	ALL22488
Shell Gray (Medium)	ALL22210	—
Xtreme Green	ALL22211	—
Pepsi Blue (Light)	ALL22212	—
Chevron Blue (Medium)	ALL22213	—
Chevron Blue On Chevron Blue	ALL22205	ALL22486
Heron Blue (Dark)	ALL22214	—
Orange	ALL22215	—
Vibrant Orange	ALL22244	—
Yellow	ALL22216	—
Yellow On Yellow	ALL22218	—
Xtreme Purple	ALL22217	—
Silver Metallic	ALL22245	—

* Plain finish on both sides. † Bright clear on both sides (side with protective film has chrome appearance).

Aluminum and Diamond Plate Shipped Freight Truck, Six Sheet Minimum and Surcharge for a Shipping Pallet.

Diamond Plate Aluminum ALL22240

4' x 8' sheets are .063" thick and provide an attractive, shiny, non-slip finish for trailer floors, steps, etc.



Painted Sheet Steel ALL22243

White painted 24-gauge (.024") steel is lightweight and perfect for building interiors in racing classes that require steel panels or when filling holes in firewalls or floor pans. 4' x 10' sheet is painted on both sides and one side has a removable protective film to help prevent scratches during handling.



Aluminum Panels

Universal panels have many uses around the shop or at the track. Panels work well when fabricating spoiler sides, interior panels, or on uneven pit areas as a floor jack plate. 24" x 48".



Part No.	Description
ALL22236	0.063" Thick
ALL22237	0.090" Thick
ALL22238	0.125" Thick

Countersunk Bolt Kit



Kit includes specially designed aluminum washers which allow the socket head fasteners to install flush with the surface, creating a smooth finished look. Many uses include mounting roofs, side skirts, spoilers, and replacing sharp-edged fasteners inside cockpit. Kits include washers, bolts, and nyloc nuts.

Bolt Size	Washer O.D.	Finish	10-Pack	50-Pack
Countersunk Bolt Kits				
#10-24 x 1"	1"	Clear	ALL18630	ALL18630-50
#10-24 x 1"	1"	Black	ALL18631	ALL18631-50
1/4"-20 x 1"	1"	Clear	ALL18632	ALL18632-50
1/4"-20 x 1"	1"	Black	ALL18633	ALL18633-50
1/4"-20 x 1"	1-1/4"	Clear	ALL18634	ALL18634-50
1/4"-20 x 1"	1-1/4"	Black	ALL18635	ALL18635-50

Aluminum Countersunk Bolt Kits w/ 3/4" Washers

Kit includes specially designed small O.D. aluminum washers which allow the socket head fasteners to install flush with the surface creating a smooth finished look. Many uses include mounting roofs, side skirts, spoilers and replacing sharp edged fasteners inside cockpit. Kits include washers, bolts, and nyloc nuts.

NEW!

Part No.	Description
ALL18628	1/4"-20 x 1", 10-Pack
ALL18628-50	1/4"-20 x 1", 50-Pack
ALL18629	1/4"-20 x 1", Black, 10-Pack
ALL18629-50	1/4"-20 x 1", Black, 50-Pack

Aluminum Washers



Washer O.D. x I.D.	Finish	10-Pack	50-Pack
Countersunk Aluminum Washers			
1" x #10	Clear	ALL18660	ALL18660-50
1" x 1/4"	Clear	ALL18662	ALL18662-50
1" x 1/4"	Black	ALL18663	ALL18663-50
1-1/4" x 1/4"	Clear	ALL18664	ALL18664-50
1-1/4" x 1/4"	Black	ALL18665	ALL18665-50
Flat Aluminum Backer Washers			
1" x #10	Clear	ALL18638	—
1" x 1/4"	Clear	ALL18639	—

Steel Fender Washers ALL18216

Washers have 1/4" I.D., 1" O.D. and are sold 100 to a pack.



Flush-Mount Bolts

1/4"-20 flush-mount bolts have a 1" O.D. beveled head to provide a smooth, finished appearance and are slotted for installation with a standard screwdriver. Excellent choice when securing body panels, roof panels, nose supports, spoiler sides, and many other uses. Size noted is under head length. Package of 10.



Length	Steel	Aluminum	Black Aluminum
3/4"	ALL18640	ALL18641	ALL18642
1"	ALL18645	ALL18646	ALL18647
1-1/4"	ALL18650	ALL18651	ALL18652

Spin Lock Nuts

Nuts have a built-in washer with a serrated face to lock nut tight against panels. 1/4"-20 nuts are perfect to use as a backer nut with Allstar body bolts, nose bolts, and body stud kits.

Color	10-Pack	50-Pack
Black	ALL18555	ALL18555-50
Gold	ALL18556	ALL18556-50
Silver	ALL18557	ALL18557-50



Flat Tabs

Mild steel flat tabs have a straight edge and can be welded parallel to round tubing, square tubing, or flat plate.

Part No.	Description	Quantity Per Pack	Thickness	Overall Height	Center of Hole Height	Hole Diameter
ALL60005	1/8" Tab, 1/2" Hole	4	1/8"	1-7/8"	1-5/16"	1/2"
ALL60006	3/16" Tab, 1/2" Hole	4	3/16"	1-7/8"	1-5/16"	1/2"
ALL60007	1/4" Tab, 3/8" Hole	4	1/4"	2"	1-3/8"	3/8"
ALL60008	1/4" Tab, 1/2" Hole	4	1/4"	2"	1-3/8"	1/2"
ALL60009	1/8" Tab, 1/4" Hole	4	1/8"	1-5/8"	1-1/4"	1/4"
ALL60012	1/8" Tab, 1/4" Hole	4	1/8"	1-7/16"	7/8"	1/4"
ALL60013	1/8" Tab, 3/8" Hole	4	1/8"	1-7/16"	7/8"	3/8"
ALL60018	3/16" Seat Tab	4	3/16"	1-1/2"	7/8"	1/2"
ALL60019	1/4" Seat Tab	4	1/4"	1-1/2"	7/8"	1/2"
ALL60020	Window Frame Tab	10	1/16"	1"	3/4"	3/16"
ALL60021	Window Frame Tab	10	1/16"	3/4"	1/2"	3/16"
ALL60022	Bumper Tab	4	1/8"	1-1/4"	15/16"	1/4"
ALL60076	Chassis Tab	4	1/8"	1-3/4"	1-3/16"	3/8"
ALL60030	Mounting Tab	4	.075"	1-1/4"	3/4"	5/8"
ALL60090	Mounting Tab	4	.100"	1-1/4"	3/4"	3/8"
ALL60091	Mounting Tab	4	.100"	1-1/4"	3/4"	7/16"
ALL60092	Mounting Tab	4	.100"	1-1/4"	3/4"	9/16"



Radius Tabs

Mild steel radius tabs have a contoured edge to fit various sizes of round tubing.

Part No.	Description	Quantity Per Pack	Thickness	Overall Height	Center of Hole Height	Hole Diameter
ALL60000	3/16" Tab, No Hole	4	3/16"	2-3/8"	—	—
ALL60001	3/16" Tab, 3/8" Hole	4	3/16"	2-3/8"	1-3/4"	3/8"
ALL60002	3/16" Tab, 1/2" Hole	4	3/16"	2-3/8"	1-3/4"	1/2"
ALL60003	1/8" Tab, 1/4" Hole	4	1/8"	2"	15/16"	1/4"
ALL60010	1/8" Tab, 1/4" Hole	4	1/8"	1-1/8"	9/16"	1/4"
ALL60011	1/8" Tab, 3/8" Hole	4	1/8"	1-1/8"	9/16"	3/8"



Body Brace Tabs

Mild steel tabs have built-in gussets for added support. Choose tabs that mount parallel or perpendicular to tubing. Package of four.

Part No.	Description	Thickness	Overall Height	Center of Hole Height	Hole Diameter
ALL60014	Round Tube, 1/4" Hole	1/8"	1-1/2"	1"	1/4"
ALL60015	Round Tube, Slotted	1/8"	1-1/2"	7/8"	1/4" x 3/4"
ALL60016	Round Tube, 3/8" Hole	1/8"	1-3/4"	1-1/4"	3/8"
ALL60017	Round Tube, 1/2" Hole	1/8"	1-3/4"	1-1/4"	1/2"
ALL60024	Flat Mount, 3/8" Hole	.085"	1-9/16"	7/8"	3/8"
ALL60027	Flat Mount, 1/4" Hole	3/16"	1-9/16"	7/8"	1/4"
ALL60041	Round Tube, 1/4" Hole	1/8"	1-3/4"	1-1/4"	1/4"
ALL60086	Round Tube, 1/4" Hole	.085"	1-7/16"	1-15/16"	1/4"
ALL60087	Round Tube, 1/4" Hole	1/8"	1-7/16"	1-15/16"	1/4"



Alex Hill

JB Art & Image



Dylan Westbrook

JB Art & Image

Brake Line Adapter Mounting Tabs


Secure brake line adapters, bulkhead fittings, or use as a mounting tab for a variety of uses.

Part No.	Description
ALL60029	Bolt-On with 5/8" Hole, 2-Pack
ALL60030	Weld-On with 5/8" Hole, 4-Pack
ALL60090*	Weld-On with 3/8" Hole, 4-Pack
ALL60091	Weld-On with 7/16" Hole, 4-Pack
ALL60092	Weld-On with 9/16" Hole, 4-Pack



Tubing End Caps

Steel end caps weld to the end or inside of tubing to provide a clean look, prevent sharp exposed edges, and seal tubes to keep out dirt and debris. Caps are commonly used on ends of bumpers, to fill existing holes in frames and as a flat gusset when butt joining sections of square or rectangular tubing. Package of 10.



Part No.	Description	Thickness
Round End Caps		
ALL22280	7/8" O.D.	.125"
ALL22285	1" O.D.	.125"
ALL22281	1-1/4" O.D.	.125"
ALL22286	1-3/8" O.D.	.125"
ALL22282	1-1/2" O.D.	.125"
ALL22283	1-5/8" O.D.	.125"
ALL22287	1-11/16" O.D.	.125"
ALL22284	1-3/4" O.D.	.125"
Square End Caps		
ALL22290	1" x 1"	.085"
ALL22291	1.5" x 1.5"	.085"
ALL22292	2" x 2"	.085"
Rectangle End Cap		
ALL22294	2" x 3"	.085"

Accessory Clamps

Aluminum clamps are ideal for mounting small parts and accessories or creating an adjustable clamp-on mount for supporting body or roof panels. 1/2" wide clamps have 1/4"-20 tapped holes and include two button-head Allen screws.



Part No.	Description
ALL10455	1"
ALL10456	1-1/4"
ALL10457	1-3/8"
ALL10458	1-1/2"

Half Clamp Brackets

Unique brackets are a must when clamping completely around tubing isn't possible. Bracket clamps just over halfway around tubing and tightens to create a secure mount for many accessories. 3" bracket can clamp to rear end axle tubes to neatly secure braided lines. Brackets have 3/8" mounting holes.



Part No.	Description
ALL10464	1-1/4"
ALL10466	1-1/2"
ALL10468	1-3/4"
ALL10470	3"

Weld-On Nuts

Weld these steel nuts into a predrilled hole to provide a strong and easy method of bolting brackets or accessories to chassis. Nuts are often used when the back side of a fastener is not accessible and they allow quicker installation and/or removal of chassis components.

Part No.	Description
1/4"-20 Nut for 3/8" Hole	
ALL18546	(5/16" UHL), 4-Pack
ALL18546-25	(5/16" UHL), 25-Pack
3/8"-16 Nut for 3/4" Hole	
ALL18549	Short (3/8" UHL), 4-Pack
ALL18549-25	Short (3/8" UHL), 25-Pack
ALL18550	Long (7/8" UHL), 4-Pack
ALL18550-25	Long (7/8" UHL), 25-Pack
1/2"-13 Nut for 3/4" Hole	
ALL18551	Short (3/8" UHL), 4-Pack
ALL18551-25	Short (3/8" UHL), 25-Pack
ALL18552	Long (7/8" UHL), 4-Pack
ALL18552-25	Long (7/8" UHL), 25-Pack



5/8" Rod End Reducer Spacers

Reducer spacers fit into 5/8" rod ends, reducing the hole size for 1/2" hardware while also spacing the rod end away from chassis brackets. Standard spacers are 3/4" O.D. and flanged spacers have 1" O.D. flanges to help support rod end. Size referenced indicates the amount of space between rod end pivot ball and chassis bracket. Package of 2.

Part No.	Description
Standard Spacers	
ALL18615	Aluminum, 1/2"
ALL18617	Aluminum, 1"
ALL18618	Aluminum, 1-1/4"
ALL18619	Aluminum, 1-3/4"
Flanged Spacers	
ALL18611	Aluminum, 1/4"
ALL18613	Aluminum, 1/2"
ALL18610	Steel, 1/4"
ALL18612	Steel, 1/2"



Tapered Spacers

Length	Steel	Aluminum	Length	Steel	Aluminum
1/2" I.D.					
1/4"	ALL18570	ALL18590	5/8" I.D.		
3/8"	ALL18571	-	1/4"	ALL18580	ALL18597
1/2"	ALL18572	ALL18592	1/2"	ALL18582	ALL18598
3/4"	ALL18574	ALL18594	3/4"	ALL18584	ALL18599
1"	ALL18576	ALL18596	1"	ALL18586	-



Universal Brackets

Universal 1/4" thick aluminum brackets may be drilled and tapped to custom mount just about anything.

Part No.	Description
ALL10452	Bracket for 1-1/4" Round Tube
ALL10453	Bracket for 1-1/2" Round Tube



Steel Ballast

Steel ballast is pre-painted white for safety. Add weight where it's needed. Available in 10, 20, 25, 30, and 40 pound blocks.

Part No.	Description
ALL14212	10 lbs. 2-1/2" x 2-1/2" x 5-5/8"
ALL14214	20 lbs. 2-1/2" x 2-1/2" x 11-3/8"
ALL14215	25 lbs. 2" x 4" x 11"






CHASSIS

Ballast

Add weight where it's needed.



ALL14180

Part No.	Description
ALL14176	2-1/2 lbs. 3-1/2" Round x 3/4" Tall
ALL14177	5 lbs. 3-1/2" Round x 1-3/8" Tall
ALL14180	25 lbs. 4" x 8" x 2"
ALL14179	30 lbs. 2-1/2" x 2-1/2" x 12"
ALL14182	40 lbs. 2-1/2" x 3-1/2" x 12"

Economy Ballast Brackets

Black anodized two-piece aluminum bracket clamps around tubing with 5/16" hex head fasteners and has a 1/2"-13 tapped hole on each side. Mounting stud and nut sold separately.



Part No.	Description
ALL14192	1" O.D. Round Tubing
ALL14193	1-1/4" O.D. Round Tubing
ALL14194	1-3/8" O.D. Round Tubing
ALL14195	1-1/2" O.D. Round Tubing
ALL14196	1-5/8" O.D. Round Tubing
ALL14197	1-3/4" O.D. Round Tubing

Clamp-On 25 Lb. Ballast


ALL14181

Securely add weight where it's needed. Clamp-on design is formed of two halves which bolt together around 1-1/8" to 1-5/8" round tubing allowing easy installation and removal. Bolts included.



Ballast Brackets

Black anodized two-piece aluminum bracket clamps around tubing with recessed 5/16" socket head fasteners and has a 1/2"-13 tapped hole on each side. Mounting stud and nut sold separately.



Part No.	Description
ALL14178	1" O.D. Round Tubing
ALL14183	1-1/4" O.D. Round Tubing
ALL14184	1-3/8" O.D. Round Tubing
ALL14185	1-1/2" O.D. Round Tubing

Threaded Stud and Lock Nut for Mounting Ballast

ALL14190

1/2"-13 x 6" threaded rod is often used with clamp-on ballast brackets when mounting ballast or may be used to bolt ballast directly to frame or chassis. Threaded rod may be cut to desired length and includes a nylon lock nut and flat washer.



CHEMICALS

Oil Eater

The cleaner/degreaser that really works! We can't say enough about this cleaner; it can be used as a pre-wash on greasy clothing, to clean engine components, transmission cases, and engine compartments, even strong enough to clean the shop and trailer floors! You won't be disappointed! Cleaner is non-toxic, non-corrosive, and biodegradable so it is safe for the environment.



ALL78211

ALL78213

Part No.	Description
ALL78213	32-oz. Spray Bottle
ALL78211	1 Gallon Container

Mud-X Concentrate ALL78230

Mix concentrate with up to ten quarts of water to produce a coating that prevents mud, dirt, oil, rubber, and exhaust residue from sticking to body panels. Safe for metal, plastic, rubber, and painted surfaces. One-quart container.



Pre-Race Dirt Solution ALL78234

Spray directly on the body and underside of your car before entering the racetrack. Helps prevent dirt, oil, and rubber from sticking to the frame and body panels. Use direct without water. Half-gallon container.



Mud-X Cleaner ALL78232

Cleans and shines plastic, polycarbonate, chrome, fiberglass, paint, vinyl, and leather and leaves an invisible coating that protects surfaces and repels dirt, dust, fingerprints, smudges and bugs. Spray it on and wipe it off. Excellent anti-fog coating for helmet shields. 14-oz. can.



Dirt Tire Soap ALL78236

Clean your tires like the Pros! Simply mix with water and spray on your tires before washing them and the mud almost falls off. Cleaner also works for pre-treating your chassis and body before cleaning to help loosen dirt and clay. 1-gallon container.





Competitive Edge

Tire Conditioner [ALL78105](#)


Chemically treats and softens race tires to increase traction without making tires greasy. Apply race day or night before on new or old tires, can be used on the inside or outside. One-gallon container treats 4 to 6 tires.



Ground Shipment Only

Fast Track [ALL78103](#)

Chemically treats and softens race tires to increase traction. Great for qualifying, Fast Track works on asphalt and dirt tires. One gallon treats four tires. Best on Hoosiers, very detectable, will make tires very soft. One-gallon container.



Ground Shipment Only

Hot Lap Tire Softener

Increase tire life by 20% over other softeners and reduce lap times by 2-3 tenths. Hot Lap relies on a special formula and will provide instant results. Formulated to pass tire "sniffer" tests.

Part No.	Description
ALL78101	One Gallon Hot Lap, Quick for 200 Laps
ALL78107	One Pint Hot Lap



Ground Shipment Only

Track Claw Tire Strengthener

Strengthens the rubber and will work on all tires. Undetectable. Reduces lap times 2-3 tenths. One-gallon container.

Part No.	Description
ALL78110	180°-220°F Tire Temps
ALL78111	Up To 150°F Tire Temps



Ground Shipment Only

High-Pressure Grease [ALL78246](#)

Originally used throughout the tool and die industry, this lube provides superior durability and wear protection taking the place of anti-seize in many applications. Recommended for spline-to-spline contact, threaded adjusters, and engine fasteners. 4-oz. tube.



CHEMICALS

Castrol SRF Brake Fluid [ALL78115](#)

Castrol SRF brake fluid has a wet boiling point of 518°F (270°C) which exceeds DOT 3 and 4 standards. Do not mix this product with other brake fluids, as this will reduce the benefits of Castrol SRF. 1-liter bottle (33.8-oz.)



AP Radi-CAL R2 (Super 600) Hi-Temp Racing Brake Fluid [ALL78108](#)

Designed for extreme, high-temperature racing conditions with a dry boiling point of 594°F and a wet boiling point of 383°F. Conforms to DOT 4 specifications. Sold in 16.9-oz. bottle.



AP Radi-CAL R3 (AP PRF) Brake Fluid [ALL78116](#)

Developed for extreme, high-temperature racing conditions with a typical dry boiling point of 617°F and a wet boiling point of 383°F. Conforms to DOT 4 specifications. Sold in 16.9-oz. bottle.



Motul 600 Brake Fluid [ALL78117](#)

100% synthetic brake fluid has an extremely high boiling point helping to prevent vapor lock and brake fade during hard use. Motul 600 exceeds DOT 3 and DOT 4 specifications. Dry boiling point 594°F, wet boiling point 421°F. Sold in 16.9-oz. bottle.



Motul 660 Brake Fluid [ALL78118](#)

100% synthetic brake fluid is specifically designed to resist extreme temperatures generated by racing carbon and ceramic brakes. Motul 660 exceeds DOT 3, DOT 4, and DOT 5.1 specifications. Dry boiling point 617°F, wet boiling point 401°F. Sold in 16.9-oz. bottle.





CHEMICALS

Cleaning Wipes

Disposable wipes are great for cleaning hands when washing is not an option. Perfect for use after fueling vehicles, making road-side repairs or even as a pre-clean to remove stubborn grease. Durable textured wipes are pre-moistened, citrus scented, and enriched with aloe and vitamin E to deep clean and promote soft skin. Resealable package prevents product from drying out.



Part No.	Description
ALL12016	30 Ct. Package
ALL12017	60 Ct. Pop-Up Dispenser

Shop Towels [ALL12006](#)

Shop towels are much heavier than standard paper towels and work great for numerous tasks around the shop or track. Rolls contain 60 individually perforated 11" x 9-1/2" disposable sheets.



Towels


Soft, absorbent terry cloth towels can be used for polishing, wiping up spills, or general detailing. Shop towels belong with every tool box as well as in the shop, garage, or trailer.



Part No.	Description
ALL12010	Red Shop Towels, 25-Pack
ALL12011	White Shop Towels, 25-Pack
ALL12012	White Terry Towels, 12-Pack

Absorbent Mats

A must for the workshop and trailer. These handy absorbent mats have bonded layers that allow fluid to spread quickly through material.



Part No.	Description
ALL12030	15" x 60" Roll (Perforated Every 10") Universal Mat for All Fluid Types (Oil, Coolant, Water)
ALL12031	15" x 60" Roll (Perforated Every 10") Mat for Oil Only
ALL12032	100-Pack (15" x 10" Individual Sheets) Universal Mat for All Fluid Types (Oil, Coolant, Water)
ALL12033	100-Pack (15" x 10" Individual Sheets) Mat for Oil Only

Upper Lube Fuel Additive

Upper Lube is a high-temperature cylinder lube that protects and extends engine life. Added directly to the fuel, Upper Lube reduces fuel wash down, chalky residue, and corrosion, while lubricating cylinders, valves, guides, and fuel system components. It mixes completely, won't separate from fuel, leaves no varnish residue and does not contain a flame agent. One 16-oz. bottle treats 55 gallons of alcohol, 150 gallons of gasoline, or 110 gallons of ethanol.



Part No.	Description
ALL78100	Upper Lube
ALL78120	Upper Lube with Cherry Fragrance
ALL78122	Upper Lube with Grape Fragrance

Ground Shipment Only

Scott Rags [ALL12005](#)

Multi-purpose cloth-like disposable towels are perfect for shop and trailer. 10" x 14" towels are packaged in a 200 ct. box with pop-up dispenser. Mount to shop or trailer wall with [ALL12220](#) or [ALL12240](#) holders.



Fogging Oil [ALL78220](#)

Spray aerosol lubricant (with special additives) into the intake and spark plug holes to coat and lubricate the cylinders, valves, and valve seats. Prevents horsepower-robbing corrosion and eliminates scuffing at start-up after periods of storage. May be used in all 2- or 4-cycle, carbureted or fuel injected gasoline engines in cars, trucks, motorhomes, ATVs, etc. Sold in a 12-oz. can.



Ground Shipment Only



Kyle Rasmussen





COOLING

Radiator Tank Heating Pad ALL76420

Fasten pad directly to the side of radiator tank to help add heat to your engine on cool nights. 2" x 15" high-temperature silicone heating pad externally pre-heats coolant in the radiator and reduces overall warm up time. **Note: Additional pads are located in the Engine section for oil pan and oil tank applications to add additional heat to the engine before start-up.**



Sprint Radiator ALL30028

Aluminum radiator with furnace-brazed tanks provides superior cooling in sprint applications. Features machined filler neck, 1-1/2" RH bottom outlet and (4) female top outlet ports for use with -10AN O-ring fittings. Radiator uses a smaller diameter cap (not included) such as ALL30124 or ALL30125. 20" wide x 22" tall x 2" wide. 9.7 lbs.




Sprint Cross Flow Radiator (Chassis Mount) ALL30030

Aluminum radiator with a unique black thermal coating provides superior cooling! Built-in mounting brackets enable the radiator to be quick-turn fastened directly to frame tabs. Radiator with -10AN O-ring inlets and 1-1/2" outlet is 20-1/2" wide x 18-1/2" tall (including outlet neck) x 2-3/8" thick core. Recommended radiator cap is ALL30126 (28-32 lbs.), sold separately. Approximate weight, 8.5 lbs.




Wall-Mount Radiator Holder Kit ALL12216

Brackets fasten to trailer wall and hold radiator safely in place during transport to avoid damage. Kit includes two 29" long aluminum brackets with adjustment holes at 2" increments and arms to fit radiator cores up to 2-1/4" wide. Adjustable arms are slotted for quick adjustment with included thumbscrew knobs to fit a variety of radiator heights.



Radiator Honeycomb

Honeycomb screen mounts to front of radiator to protect from rocks and debris. Secure directly to radiator using ALL30085 mounting kit, sold separately. 19" x 26".



Part No.	Description
ALL30158	1/2" Thick


Universal Mounting Kit ALL30085

Mounting kits are commonly used to mount electric fans, oil coolers, transmission coolers, or honeycomb screen directly to a radiator. Kits include four 8" nylon mounting bolts with washers, rubber spacer blocks and retaining nuts. Bolts are pressed through the fins of the radiator to mount accessory.



Sprint Car Radiator Rock Screen ALL30163

Aluminum rock screen helps to protect radiators from heavy rocks and mud. Mounting tabs are integrated into the frame for quick and easy installation to the front air box. Measures 20-1/2" wide x 12" tall and weighs just under 1 lb. Quick-turn springs are included.



Blower Fan ALL30002

Compact plastic blower moves up to 300 CFM of air. The quiet electric blower has three speeds and can be adjusted to move cooling air wherever it's needed, up to 30 ft. away. Weighs just 8 lbs. with two built-in receptacles and a 12' long power cord. Optional heater accessory (sold separately) attaches to front of blower and plugs into one of the receptacles to transform blower into a heater.



Part No.	Description
Blower Fan Heater Accessory	
ALL30003	5300 BTU, 115V AC 1400 Watts, Heater with Blower Unit Draws 11.7 Amps, Use with ALL30002 Only, Weight 3 lbs.



Temperature Gauge Adapters


Aluminum adapters are a nice upgrade from brass adapters.



Part No.	Description
ALL50203	3/8" NPT
ALL50204	1/2" NPT

Radiator Fin Tool Kit ALL10680

Hand-held tool straightens and repairs damaged fins in most radiators, coolers, and air conditioning condensers. Repairing damaged fins provides better airflow through core, increasing cooling ability. Six interchangeable heads in 13, 15, 16, 17, 18, and 20 fins per inch.



Radiator Caps

Higher cooling system pressure raises the boiling point of coolant to reduce the risk of overheating. Standard size caps fit 2-1/8" O.D. x 3/4" deep necks unless otherwise noted. Recovery system caps allow coolant to exit the cooling system into an overflow or recovery bottle as coolant heats and expands. As the system cools, recovery system caps will draw coolant back in to keep the cooling system full. Non-recovery system caps allow coolant to exit the system, but do not draw coolant back into the system.



Part No.	Description	Pressure
* Non-Recovery Radiator Caps		
ALL30134	Stant Round	18-22 PSI
ALL30135	Stant Round	21-25 PS
ALL30128	Stant Round	28-32 PSI
* Recovery System Radiator Caps		
ALL30136	Round	22-24 PSI
ALL30129	Round	29-31 PSI
ALL30138	Stant Octagon	38-42 PSI
* Small Diameter Recovery System Radiator Caps		
ALL30124	Stant Round Small Dia. (32mm I.D., 16mm deep)	16 PSI
ALL30125	Stant Round Small Dia. (32mm I.D., 16mm deep)	19-21 PSI
ALL30126	Stant Round Small Dia. (32mm I.D., 16mm deep)	28-32 PSI

*** Warning: High-pressure radiator caps are made for use on race vehicles only. Do not use these caps on passenger vehicle cars with stock-type radiators. It is recommended to pressure test the complete cooling system to the maximum level of pressure indicated on the cap. Failure to test cooling system to the proper pressure prior to installing the cap may result in damage to the cooling system or bodily injury.**

Radiator Air Scoop for Sprint Car


Scoop fastens around a tube or the front cross member of most chassis to maximize airflow through the radiator, increase cooling efficiency and at the same time, create down force. Black plastic scoop is a universal design that will fit a variety of cars and the aluminum scoop is designed for most raised rail cars. Scoop is commonly fastened to the chassis with quick-turn fasteners.



Part No.	Description
ALL23224	Plastic 22" x 11"
ALL23225	Aluminum 22" x 13"


Aluminum SB Chevy "Short-Style" Water Pump ALL31100

Popular "short-style" water pump that was originally used on pre-1969 SB Chevrolets. Pumps are built using all new components and an aluminum body for added weight savings over original cast iron pumps. Pump features a 3/4" main shaft and bearings with a 5/8" pilot and a billet steel hub drilled for both small and large fan bolt patterns, making this a good choice for street and mild performance vehicles. Block mount to fan hub dimension is 5-5/8". **This pump is not recommended for use with mechanical fans over 5,000 RPM.** Above this RPM, use the ALL31105 pump with a 3/4" shaft/bearing. **Note: Water pump may need to be clearanced for use with 8" dampers.**



Aluminum SB Chevy "Corvette-Style" Water Pumps

Aluminum "Corvette-style" water pump was originally used on 1971-82 SB Chevy Corvettes but is now used throughout the motorsports industry. Uses all-new components and an aluminum body for weight savings over original cast iron pumps. Features a 3/4" main shaft and bearings with a 3/4" pilot and a billet steel hub that has a set screw retainer for use on high-RPM applications. Block mount to fan hub dimension is 5-13/16". **Note: Water pumps may need to be clearanced for use with 8" dampers.**



Part No.	Description
ALL31105	Water Pump
ALL31106	Water Pump with 3/8" NPT Bypass Ports and Cam Stop Hardware

Water Pump Spacer Kits

Kits provide additional clearance needed for belt or gear drive timing systems. Gaskets are included.

Part No.	Description
ALL31070	1/8"
ALL31071	1/4"
ALL31072	3/8"
ALL31073	1/2"
ALL87230	Replacement Gaskets





COOLING

Pulley Shim Kits

Use shim kits to properly align pulleys. Water pump shims have dual-bolt hole pattern to fit most GM and Ford water pumps. Crank pulley spacers are for small block Chevs.



Part No.	Description
ALL31064	Water Pump, 1/16", 1/16", 1/8" (3 Shims)
ALL31066	Crankshaft, 1/16", 5/64", 1/8" (3 Shims)

Aluminum SB Chevy Reduction Pulleys

Specifically for short or Corvette water pumps, pulleys work with power steering pump and pulley to provide a ratio within the GM-specified RPM range. Race engine RPM differs greatly from street engines. For 30% less water pump speed and reduced weight and inertia, the crankshaft and water pump pulleys are smaller in diameter than standard reduction pulleys. Acceleration capabilities are greatly enhanced. **Note: Crankshaft pulley will work with either water pump pulley without spacers.**



Part No.	Description
ALL31030	Crankshaft Pulley (4-3/4" Diameter)
ALL31040	Water Pump Pulley, Short Pump with 5/8" Pilot Hole (6-5/8" Dia.)
ALL31050	Water Pump Pulley, Corvette Pump with 3/4" Pilot Hole (6-5/8" Dia.) Belts
ALL86120	Belt, Crank to Water Pump, 31.5"

SB Chevy 1:1 Ratio Pulley Kit [ALL31083](#)

Aluminum pulley kit includes a single drive belt and is engineered to drive a short water pump. Water pump pulley has a 5/8" diameter hole. Components are also sold separately.



Part No.	Description
Related Components	
ALL31084	1:1 Crank Pulley (6-5/8")
ALL31085	1:1 Water Pump Pulley (6-5/8")
ALL86121	Belt, Crank to Water Pump, 34"

V-Belts

Premium quality V-belts are perfect replacements for worn or cracked belts.



Part No.	Description
ALL86120	31.5"
ALL86121	34"

ENGINE

6-Qt. Claimer Oil Pans And Pick-Up

Small block Chevy pans have a 6-quart capacity and are 7" deep. Two swinging trap doors and a built in baffle provide consistent oil control. Oil pan fits pre-1986 blocks with 2-pc rear main seal.



Part No.	Description
ALL26132	L.H. (Driver's Side) Dipstick
ALL26133	R.H. (Passenger's Side) Dipstick
ALL26134	Pick-Up for Use with Standard Volume Pumps
ALL26135	Pick-Up for Use with High Volume Pumps

[ALL26132](#)

Magnetic Drain Plug [ALL87040](#)

Replacement plug for standard 1/2"-20 drain holes has a magnetic end to capture small particles in oil or to help identify a problem early.



SB Chevy Rear Main Seal Adapters

May be used to convert one-piece rear main seal on 1986 and newer Chevy small blocks to the old style, two-piece rear seal in order to install a pre-1986 crankshaft. Billet aluminum adapters include hardware. Alignment tool is available for quick, easy adapter installation.



[ALL26125](#)

Part No.	Description
ALL26125	Seal Adapter for Early (Pre-1986) Oil Pan
ALL26126	Seal Adapter for Late (1986-Up) Oil Pan
ALL26127	Alignment Tool

Oil Filter Adapters

Oil filter adapters are a stock replacement mount for securing oil filter to engine block when rebuilding or replacing an engine.



[ALL92000](#)

Part No.	Description
ALL92000	Fits Most 1968-96 SB Chevy Including LT1 and 1968-90 Gen IV BB Chevy Engines. Aluminum Adapter with Bypass Valve Bolts to Block and Has 13/16"-16 Threads to Accept Oil Filter
ALL92001	Bolt Kit for ALL92000 2-Pieces

Inline Oil Filter

Aluminum inline oil filter housing includes a specially made high-flow high-performance Wix filter element. Hex end caps disassemble for easy cleaning and are O-ringed for a leak-proof seal. CNC-machined clear anodized housing is 7-3/4" long x 2-1/2" diameter.

Part No.	Description
ALL92040	-16AN Fittings
ALL92041	-12AN Fittings

Related Components	
ALL92043	Replacement Filter Element



Aluminum Oil Inlet Fittings

Aluminum fittings adapt NPT to AN threads which are commonly used when connecting oil lines and may also be used for other applications. Length stated is overall length. [ALL90045](#) features two additional 1/8" NPT ports commonly used when plumbing valve spring oilers.

Part No.	Description
ALL90048	3/8" NPT to -10AN, 3" Long
ALL90043	1/2" NPT to -10AN, 3" Long
ALL90044	1/2" NPT to -12AN, 3" Long
ALL90045	1/2" NPT to -12AN, 3-1/2" Long (with 1/8" NPT Ports)




[ALL90044](#) [ALL90045](#)



ENGINE

Inline Oil Temperature Tees

Install in the oil return line (pump-to-tank) to adapt a probe for an oil temperature gauge. All inline tees have 1/2" NPT threads for probe fittings and 1/4" holes for mounting.



Part No.	Description
ALL90040	-10AN
ALL90041	-12AN
ALL90042	-16AN

Reducer Fittings

Reducer fittings are an economical way to reduce the male AN thread size on items such as oil coolers and inline temperature tees.



Part No.	Description
ALL90075	-10AN to -8AN
ALL90076	-12AN to -10AN

Sprint Car Dry Sump Tank Mounting Brackets

Mounting brackets are designed to mount 6" diameter tanks to the left front corner of standard small block Chevy engines. Commonly mounted with front motor mount brackets, the upper bracket utilizes the water pump mounting holes and the lower bracket fastens to the early front engine mount mounting holes.



Part No.	Description
ALL36092	Upper Tank Mount
ALL36093	Lower Tank Mount

Immersion Heaters

Immersion-style heater preheats oil in wet sump oil pan or dry sump tanks to reduce overall warm up time and improve lubrication during initial start up. 5/8" diameter stainless steel sleeve inserts into pan or tank and secures with a welded on 1/2" NPT brass screw-in fitting. 120-volt operation.



Part No.	Description
ALL76415	4-3/4" Long Heater Element with 3' Long Cord, 400W
ALL76416	7-1/2" Long Heater Element with 12" Long Cord, 250W

Heating Pads

High-temperature silicone heating pads externally preheat oil in wet sump oil pans, dry sump tanks, and automatic transmission pans reducing overall warm-up time and improving lubrication during initial start up. 3' cord, 120-volt operation.



Part No.	Description
ALL76420	2"x15", Self-Adhesive Pad, 200 W
ALL76422	5"x7", Self-Adhesive Pad, 375 W
ALL76424	6"x12", Velcro Strapped Pad for 6" O.D. Tanks, 435W

SB Chevy Oil Restrictors

Oil restrictors reduce the amount of oil flow to the top of the engine, reducing the risk of evacuating the oil pan in continuous high-RPM engines while allowing more oil to be directed to the main and rod bearings. Restrictors have a .055" I.D. hole and include two extra O-ring seals. Package of 2.



Part No.	Description
ALL90070	SB/BB Chevy, Aluminum with Hex Head
ALL90071	SB Chevy Bowtie Block, Steel with Allen Head

Note: Not recommended for hydraulic lifter engines.

Dart/Chevy SHP Oil Restrictors

Oil restrictors for use in Dart SB Chevy SHP blocks are specifically designed for the priority main oil system to reduce the amount of oil flow to the top of the engine, reducing the risk of evacuating the oil pan in continuous high-RPM engines. Kit includes two restrictors, an extra O-ring, and detailed installation instructions.



Part No.	Description
ALL90072	Restrictor Kit with .090" I.D. Hole
ALL90073 *	Restrictor Kit with .030" I.D. Hole

*** Smaller port size may be modified as needed for preferred amount of oiling.**

SB Chevy Lifter Valley Vents

ALL90065

Lifter valley vents positively vent the crankcase and eliminate oil drain-through and windage losses. When used with valley screens, vents prevent damage from broken valvetrain components. Vents have 1/4" NPT threads and a 9/16" hex head to ease installation. Package of 8.



Mini Breather Tanks

Small-capacity spun aluminum tank will vent dry sump tank, transmission or rear end. Tank has a 1/4" NPT bung on bottom and a clamp-style bracket for mounting to chassis tubing.



Part No.	Description
ALL36140	Clamps to 1-1/2" Dia. Tubing
ALL36103	Replacement Breather Element

ALL36140



Matt Campbell

Paul Arch



ENGINE

SB Chevy Timing Cover [ALL90010](#)

Excellent replacement for distorted and leaky timing covers. Cover fits most popular standard small block Chevrolets.



SB Chevy Timing Cover (BB Chevy Seal) [ALL90012](#)

Black anodized timing cover is designed for small block Chevy fitted with an aftermarket crankshaft using a BB Chevy snout.



Part No.	Description
Related Component	
ALL87282	BB Chevy Timing Cover Seal

Aluminum Timing Covers [ALL90008](#)

Polished cast aluminum covers resist warping and leaking that is common with OE-style stamped steel covers. Recessed mounting holes are designed for button head fasteners ([ALL99390](#)) for proper installation. Covers clear most double-roller style timing chains.



Part No.	Description
Related Component	
ALL99390	Timing Cover Fasteners

Timing Cover Seals

Seal works with stamped steel or aluminum covers.



Part No.	Description
ALL87280	SB Chevy
ALL87282	BB Chevy

Billet Timing Covers (for Sprint Cars)

Billet aluminum machined timing cover is lightweight, durable, and weighs over one lb. less than cast aluminum covers. Fits major brand oil pumps. Mounting hardware included.



Part No.	Description
ALL90080	Standard Cam
ALL90081	Raised Cam



Matt Westfall

JB Art & Image

Aluminum Cam Seal Plates

Aluminum cam seal plate provides a reliable seal and tight fit.



Part No.	Size	Color	Application
ALL90085	2.103"	Black	GM Small Block
ALL90086	2.253"	Gold	Rodeck Block w/1.875 Roller Cam Bearing
ALL90087	2.310"	Blue	Most Blocks w/50mm Roller Cam Bearing
ALL90088	2.382"	Silver	Dart Small Block, Aluminum
ALL90089	—	—	Replacement Cam Plate Seal

Chevy Cam Lock Plate and Bolts [ALL90060](#)

Kit includes camshaft retaining plate with locking tabs and three alloy steel, 150,000 PSI bolts. Fits all small and big block Chevys.



Cam Button Spacers

Buttons limit lateral movement of the camshaft in engines without cam thrust plates and reduce friction for "free" horsepower.




Machining of the cam sprocket may be required.

Part No.	Description
ALL90050	SB Chevy Aluminum, Early with Flat Timing Cover
ALL90052	SB Chevy Aluminum, Late with Indented Cover
ALL90054	SB Chevy Roller Bearing
ALL90053	BB Chevy Aluminum
ALL90055	BB Chevy Roller

SB Chevy Gear Drive Assembly

Aluminum gear drive provides accurate cam timing and the ability to adjust valve timing without removing the oil pan. Aluminum frame features a built-in front oil pan gasket retainer and an idler gear cradle for accurate cam timing throughout the RPM range.



Gear drives are complete with cam, crankshaft, and idler gears; needle bearing thrust kits; offset degree bushing kit; extra-long dowel pins; and installation instructions. Gear drives are commonly used with [ALL90080](#) and [ALL90081](#) Billet Timing Covers or may be used with most stock-type covers such as the [ALL90010](#) with slight modification.

Part No.	Description
ALL90000	Standard Cam Gear Drive
ALL90100	Raised Cam Gear Drive (+.391")

Replacement Components	
ALL90001	Cam Gear
ALL90002	Crank Gear
ALL90003	Idler Gear
ALL90004	Cam Plate Shims, 10-Pack
ALL90007	Thrust Washer Set

SB Chevy Aluminum Crankshaft Hub ALL90030

Designed specifically for circle track racers, this SB Chevy aluminum crank hub is NOT a harmonic damper. Hub is significantly lighter than a harmonic balancer and dramatically reduces rotating weight for quicker acceleration off the turn. Hub has engraved timing marks at 0° and from 30°-42°, is 4-3/8" in dia., features (3) 3/8"-16 accessory threads and weighs just one pound. Fits all internally balanced small block Chevy engines. Designed for internally balanced engines only and must be balanced with rotating assembly.



Part No.	Description
Related Component	
ALL90031	Adjustable Aluminum Timing Pointer



ALL90031

Timing Pointers

Black anodized, billet aluminum timing pointers are adjustable to precise timing increments. Chevy pointers are designed for use with stamped steel covers, longer hardware will be required if using a cast aluminum cover.

Part No.	Description
ALL90023	SB Chevy 6-1/4" Dia. Balancers
ALL90020	SB Chevy 6-3/8" Dia. Balancers
ALL90021	SB Chevy 7" Dia. Balancers
ALL90024	SB Chevy 7-1/4" Dia. Balancers
ALL90025	SB Chevy 8" Dia. Balancers



ALL90020

Fill Plug Kits

Kits include a weld-in or bolt-in bung and an easy grip O-ring cap with positive seal. Kits are often used as an inspection plug or a filler plug. Small fill plugs have a 1-3/8" opening, and large fill plugs have a 3" opening.

Small Fill Plug Kits

Part No.	Description
Kit With Aluminum Weld-In Bung	
ALL36160	Silver Kit
ALL36164	Black Kit
ALL36165	Red Kit
ALL36166	Polished Kit
Kit With Steel Weld-In Bung	
ALL36161	Silver Kit
ALL36167	Black Kit
ALL36168	Red Kit
ALL36169	Polished Kit
Kit With Aluminum Bolt-In Bung	
ALL36180	Silver Kit
ALL36181	Black Kit
ALL36182	Red Kit
ALL36183	Polished Kit



ALL36160



ALL36182

Large Fill Plug Kits

Part No.	Description
Kit With Aluminum Weld-In Bung	
ALL36170	Silver Kit
ALL36171	Black Kit
ALL36172	Red Kit
ALL36173	Polished Kit
Kit With Steel Weld-In Bung	
ALL36174	Silver Kit
ALL36175	Black Kit
ALL36176	Red Kit
ALL36177	Polished Kit



ALL36174

Weld Bungs

Weld-on bungs are available in 6061 aluminum or mild steel and allow additional fittings to be added to radiators, oil pans, building of custom tanks or other components.

Size	O.D.	Aluminum	Steel
Female NPT			
1/8"-27NPT	3/4"	ALL50740	ALL50750
1/4"-18NPT	7/8"	ALL50741	ALL50751
3/8"-18NPT	1"	ALL50742	ALL50752
1/2"-14NPT	1-1/4"	ALL50743	ALL50753
3/4"-14NPT	1-3/8"	ALL50744	ALL50754
1"-11-1/2NPT	1-5/8"	ALL50745	—



Size	Thread	Flange O.D.	Aluminum	Steel
Male AN				
4AN	7/16"-20	3/4"	ALL50760	ALL50770
6AN	9/16"-18	7/8"	ALL50761	ALL50771
8AN	3/4"-16	1"	ALL50762	ALL50772
10AN	7/8"-14	1-1/8"	ALL50763	ALL50773
12AN	1-1/16"-12	1-3/8"	ALL50764	ALL50774
16AN	1-5/16"-12	1-5/8"	ALL50765	ALL50775
20AN	1-5/8"-12	1-3/4"	ALL50766	ALL50776



Size	Thread	O.D.	Aluminum
Female AN ORB			
4AN	7/16"-20	3/4"	ALL50780
6AN	9/16"-18	7/8"	ALL50781
8AN	3/4"-16	1"	ALL50782
10AN	7/8"-14	1-1/8"	ALL50783
12AN	1-1/16"-12	1-3/8"	ALL50784
16AN	1-5/16"-12	1-5/8"	ALL50785



Breathers

Shielded or non-shielded clamp-on breathers will fit valve cover tubes.

Part No.	Description
ALL36202	Non-Shielded Breather, 1-1/2"
ALL36203	Shielded Breather, 1-1/2"
ALL36204	Non-Shielded Breather, 1-3/8"
ALL36205	Shielded Breather, 1-3/8"



Breather Sock ALL36208

The breather sock fits over standard 3" diameter, 2-1/2" tall valve cover breathers to help catch residual oil discharged from the engine through valve cover breathers. A practical alternative to wrapping dirty shop rags around valve cover breathers! Socks are easily cleaned with a mild detergent.



Breather Filters

Mesh filters add another layer of protection against dirt, dust and debris. Fits 3" diameter breathers typically used on valve covers, breather tanks, and helmet systems.

Part No.	Description
ALL26227	Fits Non-Shielded Breathers
ALL26228	Fits Shielded Breathers



Breather Cover ALL26232

Water-repellent cover fits 3" diameter breathers commonly found on valve covers, breather tanks, and helmet systems. Cover with drawstring fits both shielded and non-shielded breathers.





SB Chevy Fuel Pump Block-Off Plate
ALL40255

Plate covers mechanical fuel pump engine opening on most small block Chevrolets when omitting a mechanical style fuel pump. Plate is often used when converting to electric or belt-driven fuel pumps. Clear zinc-plated finish may also be painted.



Billet Aluminum Fuel Pump Block-Off Plates

CNC-machined billet aluminum plates cover the mechanical pump opening in the engine block and include a gasket and stainless steel fasteners.



Description	Blue	Clear	Red	Black
SB Chevy	ALL40300	ALL40301	ALL40302	ALL40306

Chevy Distributor Hold-Down

Aluminum hold-down keeps distributor secured at high RPM. Fits small or big block Chevy V8 and 90° Chevy V6. Stainless steel stud, nut and washer are included. Choose blue, clear, or red anodized.



Blue	Clear	Red
ALL27502	ALL27503	ALL27504

Chevy Distributor/Magneto Hold-Down
ALL27500

Aluminum hold-down fits most aftermarket distributors and magnetos. An Allen head bolt prevents distributor from turning in the clamp so distributor can be removed and reinstalled without resetting the timing. Fits all Chevy V8 except 348-409. Will not fit Mallory magnetos.



SB Chevy Exhaust Block-Off Plates


Aluminum block-off plates seal standard and spread port SB Chevy exhaust ports during engine storage or repairs. Plates protect against moisture, dust and dirt.



Part No.	Description
ALL34210	Standard - Individual Plates, 1/8"
ALL34212	Standard - 1-Piece Design, 1/16"
ALL34214	Spread Port - 1-Piece Design, 1/16"

Carburetor Gaskets

Part No.	Description
ALL87200	4150 Open
ALL87202	4150 4-Hole



SB Chevy Plastic Exhaust Block-Off Plates

One-piece design 1/4" thick block-off plates seal exhaust ports during engine storage or repairs. Plates protect against moisture, dust, and dirt. Sold in pairs.




[ALL34217](#)

Part No.	Description
ALL34213	Standard 23°
ALL34215	Spread Port and Dart (Excluding 23°)
ALL34217	SB2


SB Chevy Header Gaskets

Durable reinforced steel core and graphite composite gaskets remain soft and pliable to conform to header and head surfaces, providing an excellent, long-lasting seal. Sold each.



Part No.	Description
ALL87260	1-5/8" Square Port (Stock)
ALL87262	1-3/4" D-Port (Standard)
ALL87264	Spread Port (Staggered Bolt Pattern)
ALL87266	Crate Engines (Non LS / Fast Burn)

SB Chevy Gaskets



Part No.	Description
ALL87210	Valve Cover, 5/16" Thick (Cork), Pair
ALL87212	Valve Cover, 5/16" Thick with Steel Core (Cork), Pair
ALL87214	Valve Cover, 5/16" Thick with Steel Core (Black Coated), Pair
ALL87216	Valve Cover, 3/16" Thick Vortec Centerbolt (Black Coated), Pair
ALL87220	Oil Pan Set, 1955-85
ALL87230	Water Pump to Block Set
ALL87230-10	Water Pump to Block, Package of 10
ALL87231	Thermostat Housing
ALL87231-10	Thermostat Housing, Package of 10
ALL87236	Fuel Pump
ALL87236-10	Fuel Pump, Package of 10
ALL87238	Fuel Pump Plate
ALL87238-10	Fuel Pump Plate, Package of 10
ALL87240	Front Of Engine Set
ALL87250	Distributor Gasket
ALL87250-10	Distributor Gasket, Package of 10



Engine Cover ALL26234


Water-repellent cover with bottom draw string is perfect for storage or transportation. 32" long x 23" wide x 28" tall.



Sprint Rear Motor Plate

ALL38126

CNC-machined black anodized aluminum rear motor plate fits standard and raised cam engines, standard and raised rail cars, as well as newer style lightweight blocks. Multiple holes are drilled and tapped for mounting pumps and torque ball shield directly to motor plate instead of the housing. The top trailing edge of motor plate is grooved to eliminate obstruction with dash. 3/8" thick plate weighs 7.25 lbs.



Aluminum Sprint Motor Plates

Front motor plates for SB Chevy are offered in one and two piece designs. One piece versions mount using the lower front mounting holes. Two piece sets use the lower front mount holes and the water pump mounting holes. All plates have 19-1/2" center-to-center chassis mounting holes. ALL38128/38129 and ALL38145 plates come with bushings to allow for engine flex and help with weight transfer.



Part No.	Description	Finish	Thickness
ALL38118	1-Piece Solid Plate	Plain	3/8"
ALL38119	1-Piece Solid Plate	Black	3/8"
ALL38128	1-Piece Plate With Bushings *	Black	3/8"
ALL38145	2-Piece Plate With Bushings †	Black	3/8"
ALL38130	Universal Mount	Plain	1/4"

* Has built-in mount for Saldana tank mount bracket OTMB-1.
 † Designed to work with ALL38092 and ALL38093 tank mounts.

Bellhousing Dowel Pins

Steel dowel pins are approximately 1/2" longer than stock pins and are required when running an engine mid-plate, rear motor mounts, or an aftermarket bellhousing. These extended length pins also help with alignment when installing an engine. Pins fit most GM blocks and are sold in pairs.



Part No.	Description
ALL38150	Solid Pins
ALL38152	Hollow Pins



Natalie Klemko

Stan Kalwasinski

ELECTRICAL, GAUGES, AND IGNITION

Brackets for Electrical Outlet and Quick Disconnect


Steel bracket mounts to the chassis, providing a single convenient location to plug in an electrical outlet and a battery quick disconnect (ALL76320).



Part No.	Description
ALL60352	Weld-On Bracket
ALL60353	Bolt-On Bracket

Battery Quick Disconnects

Disconnects provide a connection for battery charging, or for quick battery changes during a race. Prevent accidental reverse polarity. Choose from 50 or 175-amp ratings. Sold in pairs and include cable terminals.



Part No.	Description
ALL76320	50-Amp Gray Disconnects, 1-Pair
ALL76322	175-Amp Red Disconnects, 1-Pair

Quick Disconnect Covers

Covers install over the end of the quick disconnects to help prevent dirt and debris from entering the connections. Covers have a built-in lanyard to keep the cover close to connector and for easy assembly.



Part No.	Description
ALL76324	Cover For 50-Amp Quick Disconnect
ALL76325	Cover For 175-Amp Quick Disconnect

Replacement Components

ALL76321	6-Gauge Terminals for ALL76320, 1-Pair
ALL76323	2-Gauge Terminals for ALL76322, 1-Pair



ELECTRICAL, GAUGES, AND IGNITION

Primary Wire

Single-conductor stranded copper wire with polyvinyl insulation which remains flexible and is abrasion resistant. Stranded copper is the wire of choice for many projects when building custom wire harnesses or adding accessories.



20AWG

Used for low-voltage sensors, indicator lights, instrument panel, or dash lighting.

Color	50' Coil	Color	50' Coil
Red	ALL76500	Yellow	ALL76504
Black	ALL76501	Brown	ALL76505
White	ALL76502	Blue	ALL76506
Green	ALL76503		

14AWG

Most popular when fabricating harnesses for general use including lighting of headlights, taillights and brake lights, ignition systems, and interior accessories such as radios, interior fans, and gauge panels.

Color	20' Coil	Color	20' Coil
Red	ALL76540	Yellow	ALL76544
Black	ALL76541	Brown	ALL76545
White	ALL76542	Blue	ALL76546
Green	ALL76543		


12AWG

Wire can be used to supply power to ignition boxes, cooling fans, fuel pumps, and other higher amperage accessories including power to electric trailer brakes.

Color	12' Coil
Red	ALL76560
Black	ALL76561
White	ALL76562
Blue	ALL76563

Wire and Cable Cutters ALL11003

Capable of cutting stranded copper wire from 20-gauge primary wire to 1/0 gauge battery cable. These specially designed cutters will not flatten wire during cutting which is helpful when installing connectors and building battery cables. Cutters are not designed to cut steel wire.




Heat-Shrink Tubing ALL76160

Place tubing over wiring before attaching terminal end, then slide over crimped terminal end, and heat to seal and strengthen connection. 30-piece kit includes a variety of sizes including 1/16", 1/8", 3/16", 1/4", 3/8", and 1/2".



Spiral Wire Loom

Loom keeps wiring bundled together for a neat appearance and can be easily removed when adding or removing wires during wiring harness changes. Open design makes identifying or locating a wire simple and will not hold dirt and moisture like solid looms. Loom also provides abrasion resistance to protect wiring or hoses. High-density polyethylene material is rated from -30°F to +165°F and sold in 10 ft. lengths.



Part No.	Description
ALL76600	1/4"
ALL76602	1/2"
ALL76604	3/4"

Heat Sleeve

High-temperature silicone-coated fiberglass sleeving is non-flammable and resists temperatures up to 500°F. An excellent choice for protection of fuel lines, wiring, cables, and various similar uses. Sleeving is resistant to gasoline and many other chemicals. Sold in 3 ft. lengths. Size referenced is sleeve I.D. or O.D. of hose to be covered.

Part No.	Description	Part No.	Description
ALL34280	1/4" Red	ALL34290	1/4" Black
ALL34282	1/2" Red	ALL34292	1/2" Black
ALL34284	3/4" Red	ALL34294	3/4" Black
ALL34285	7/8" Red	ALL34295	7/8" Black
ALL34286	1" Red	ALL34296	1" Black



ALL34284

Electrical Tape ALL14280

Protect electrical connections and secure wires. 3/4" x 60 ft roll. UL approved.



Storage Cases

These handy storage cases help organize many items around the shop, trailer, or home such as electrical connectors, quick-turn fasteners, tire groove and siper blades, small screws, fasteners, and many more items. Curved bottom compartments create a smooth scoop, making it easy to remove the smallest of items. Molded-in dividers prevent items from slipping under dividers and accidentally mixing product.



Part No.	Description
ALL14360	Plastic Case 15 Compartment, 11" x 7" x 1-3/4"
ALL14361	Plastic Case 18 Compartment, 11" x 7" x 1-3/4"
ALL14365	Metal Case 21 Compartment, 9-1/2" x 13-1/2" x 2"
ALL14366	Metal Case 24 Compartment, 9-1/2" x 13-1/2" x 2"

Part No.	Description
ALL14360	Plastic Case 15 Compartment, 11" x 7" x 1-3/4"
ALL14361	Plastic Case 18 Compartment, 11" x 7" x 1-3/4"
ALL14365	Metal Case 21 Compartment, 9-1/2" x 13-1/2" x 2"
ALL14366	Metal Case 24 Compartment, 9-1/2" x 13-1/2" x 2"

Wire Terminal Kit ALL76224

A 100-piece terminal kit with a generous supply of the most commonly used connectors for automotive wiring. A sturdy plastic case with divided compartments helps keep connectors organized.



22-16 ga. 16-14 ga. 12-10 ga.

EACH KIT INCLUDES:		
(10) Butt Connectors	(10) Butt Connectors	(10) Butt Connectors
(8) Ring Terminals #6	(10) Ring Terminals #10	(8) Ring Terminals #10
(8) Ring Terminals #8	(8) Ring Terminals 1/4"	(7) Ring Terminals 3/8"
—	(7) Female Blade	—
—	(7) Male Blade	—
—	(7) Spade	—



ELECTRICAL, GAUGES, AND IGNITION

Terminal Connectors

Crimp-style connectors work great when building custom wire harnesses or making repairs to existing wiring. Tin-plated copper terminals are available in a variety of types and sizes.

Non-insulated terminals are designed to be crimped but may also be soldered for a more secure complete connection. Often used with separate heat shrink that is applied after connection is made. Package of 20.



Non-Insulated Terminals		22-18	16-14	12-10
Butt Connectors		ALL76000	ALL76010	ALL76020
Ring Terminals	#6 Hole	ALL76001	ALL76011	ALL76021
	#8 Hole	ALL76002	ALL76012	ALL76022
	#10 Hole	ALL76003	ALL76013	ALL76023
	1/4" Hole	ALL76004	ALL76014	ALL76024
	5/16" Hole	ALL76005	ALL76015	ALL76025
Blade Terminals	3/8" Hole	ALL76006	ALL76016	ALL76026
	Male .250"	ALL76007	ALL76017	ALL76027
	Female .250"	ALL76008	ALL76018	ALL76028

Vinyl-insulated terminals are the most popular crimp terminal used in a variety of applications. PVC-insulated sleeve is securely attached to terminal and has a flared end for easy installation. Package of 20.



Vinyl Insulated Terminals		22-18	16-14	12-10
Butt Connectors		ALL76030	ALL76040	ALL76050
Ring Terminals	#6 Hole	ALL76031	ALL76041	ALL76051
	#8 Hole	ALL76032	ALL76042	ALL76052
	#10 Hole	ALL76033	ALL76043	ALL76053
	1/4" Hole	ALL76034	ALL76044	ALL76054
	5/16" Hole	ALL76035	ALL76045	ALL76055
Blade Terminals	3/8" Hole	ALL76036	ALL76046	ALL76056
	Male .250"	ALL76037	ALL76047	ALL76057
	Female .250"	ALL76038	ALL76048	ALL76058

Heat-shrink terminals protect connections from corrosion. Terminals with attached shrink tube are adhesive lined to grip wire insulation and conform to crimp when heated, sealing out moisture. Package of 10.



Heat Shrink Terminals		22-18	16-14	12-10
Butt Connectors		ALL76060	ALL76070	ALL76080
Ring Terminals	#6 Hole	ALL76061	ALL76071	ALL76081
	#8 Hole	ALL76062	ALL76072	ALL76082
	#10 Hole	ALL76063	ALL76073	ALL76083
	1/4" Hole	ALL76064	ALL76074	ALL76084
	5/16" Hole	ALL76065	ALL76075	ALL76085
Blade Terminals	3/8" Hole	ALL76066	ALL76076	ALL76086
	Male .250"	ALL76067	ALL76077	ALL76087
	Female .250"	ALL76068	ALL76078	ALL76088

Ratcheting Crimp Pliers ALL76220

Perform professional quality crimps on most standard electrical connectors. Pliers include jaws for 22-18, 16-14, and 12-10 gauge connectors and are easily compressed with help from the ratcheting mechanism which releases when connector is fully crimped.



Universal Wire Connectors

Molded connectors include a male and female end, joined by a loop of 16-gauge primary wire which may be cut to length. Useful for switch and gauge panels or accessories that are disconnected frequently.



Part No.	Description
ALL76231	One Wire with 12" Loop
ALL76232	Two Wire with 12" Loop
ALL76233	Three Wire with 48" Loop
ALL76234	Four Wire with 48" Loop
ALL76235	Five Wire with 48" Loop

Test Light ALL76215

Quickly diagnose electrical problems by testing for current in electrical circuits, relays, switches or fuses. Hand-held test light has a 36" lead wire with an insulated clip which fastens to a common ground and a sharp piercing point to probe insulated wire or terminals. Indicator light illuminates identifying powered circuits in 6-12V systems.



Test Leads with Alligator Clips ALL76216

30" long test leads are color-coded red and black. Clips are 5-amp rated.



MSD/FAST Ignition Box Mount ALL81330

Box mount provides a quick-release method for replacing MSD or FAST ignition boxes with 7-1/2" x 3-1/2" or 4-1/8" x 6-1/2" center to center mounting dimensions. Kit includes aluminum box mount, (4) quick turn fasteners, springs, and 1/8" aluminum rivets.





ELECTRICAL, GAUGES, AND IGNITION

Gauge Panels

Gauge panels are completely assembled, pre-wired, and include lighted mechanical gauges, warning indicator lights with senders to alert you of problems, detailed instructions, and installation template. Select from panels fitted with Allstar, AutoMeter Sport-Comp, Ultra-Lite, or Pro-Comp liquid-filled 2-5/8" gauges. Panels are available in two-, three-, or four-gauge configurations. **Note: Fuel pressure isolator such as AutoMeter ATMS282 or Mallory MAL29806 is always recommended when mounting a fuel pressure gauge inside vehicle.**

- Two-gauge panels are 4-1/2" tall x 7-1/4" long. Gauges: Oil Pressure and Water Temperature
- Three-gauge panels are 4-1/2" tall x 10-1/2" long. Gauges: Oil Pressure, Water Temperature, and Oil Temperature or Fuel Pressure



Part No.	Description
Allstar	
ALL80090	2-Gauge Panel (OP/WT)
ALL80092	3-Gauge Panel (OP/WT/FP)
Auto Meter Sport Comp	
ALL80110	2-Gauge (OP/WT)
ALL80113	3-Gauge (OP/WT/FP)
Auto Meter Pro-Comp (Liquid-Filled)	
ALL80120	2-Gauge (OP/WT)
ALL80123	3-Gauge (OP/WT/FP)
Replacement Components	
ALL80134	AutoMeter Fuel Pressure Gauge Sport Comp 15 PSI
ALL80136	AutoMeter Fuel Pressure Gauge Pro Comp 15 PSI
ALL80125	2-Gauge Mounting Panel, 4-1/2" x 7-1/4" (OP/WT)
ALL80126	3-Gauge Mounting Panel, 4-1/2" x 10-1/2" (OP/WT/OT)
ALL80127	3-Gauge Mounting Panel, 4-1/2" x 10-1/2" (OP/WT/FP)

Mechanical Gauges

Allstar Performance 2-5/8" mechanical gauges feature a full 270° sweeping needle, silver-faced background, black bezel, and are backlit for easy reading even during low light conditions. Perfect for building custom dash panels or when adding mechanical gauges to replace existing gauges or warning lights.



Part No.	Description
ALL80095	Oil Pressure Gauge, 0-100 PSI
ALL80096	Water Temperature Gauge, 140-280°F
ALL80097	Oil Temperature Gauge, 140-340°F
ALL80098	Fuel Pressure Gauge, 0-15 PSI
ALL80099	Volt Gauge, 8-18V
ALL99145	Replacement Bulb, Socket, and Pigtail

LED Bulbs for Gauge Panels

ALL99147

LED bulbs offer a brighter lighting solution and will hold up much longer than standard bulbs on 16-volt systems.



Warning Lights

Warning lights or indicator lights inform the driver of a possible problem before major damage occurs when used with temperature or pressure switches. Lights snap into a 3/4" hole in material up to .065" thick. Lights have standard male blade electrical connections and are designed for 12V systems.



Part No.	Description
ALL99062	Amber Light
ALL99063	Blue Light
ALL99064	Green Light
ALL99065	Red Light
ALL99144	Indicator Bulbs, 2-Pack
ALL99147	LED Indicator bulb, 2-Pack

Temperature Switches

Temperature switches are commonly used to turn on indicator lights to warn the driver of a possible overheating condition. Switches complete a circuit to ground when the pre-set temperature is reached so they may also be used to control a relay for electric fans. Switches have male 1/2"-14NPT threads and a standard male blade electrical connector.



Part No.	Description
ALL99057	235°F
ALL99056	280°F

Pressure Switches

Pressure switches are commonly used to turn on indicator lights warning of a low-pressure condition to help prevent engine damage. Switches complete a circuit to ground until the pre-set pressure is reached. Switches have male 1/8"-27 NPT threads and a standard male blade electrical connector.



Part No.	Description
ALL99058	Fuel/Water Pressure Switch, 4 PSI
ALL99059	Oil Pressure Switch, 20 PSI

Water Pressure Warning Kit

ALL80250

Warning kit senses pressure in the cooling system and alerts driver of a problem when coolant pressure drops below 4 PSI. In the event of coolant loss (i.e. blown radiator hose), the temperature gauge probe is no longer surrounded by coolant to indicate the engine temperature; this will lead to a false temperature gauge reading and major engine damage.



Starter Button ALL99069

This same momentary-on starter button used in Allstar Performance switch panels is a good alternative to a key-style starter switch. Button mounts in a 5/8" hole and has #8 terminal mounting screws. Rubber boot threads on after installation to help seal out the elements.



Toggle Switch Cover ALL99068

Covers help seal the elements out of standard switch covers and have a molded-in brass nut to secure tight to the switch.





ELECTRICAL, GAUGES, AND IGNITION

Switch Panels

Designed with the racer in mind, panels feature well-marked switches and indicator lights. Units are completely wired for easy installation and include detailed instructions. Choose from panels with standard or weatherproof switches.

SWITCH PANELS WITH STANDARD SWITCHES



ALL80140
ALL80150

ALL80141

ALL80142

ALL80146

Part No.	Description
ALL80140	Panel without Light
ALL80141	Panel with Flip-Up Cover
ALL80142	Panel with Light
ALL80146	Panel with Two Switches
ALL80150	Magneto Ignition Panel

SWITCH PANELS WITH WEATHERPROOF SWITCHES



ALL80160

ALL80162

ALL80164

Part No.	Description
ALL80160	Panel without Light
ALL80162	Switch Panel, One Switch, Panel with Light
ALL80164	Switch Panel, Two Switch, Panel with Two Lights

Toggle Switches

On/off, two-position toggle switches are used in Allstar Performance ignition panels. Rated up to 20 amps.

Part No.	Description
ALL80175	Standard Switch
ALL80176	Weatherproof Switch
ALL80177	Weatherproof Switch with Momentary Start



ALL80176
ALL80177

Toggle Extensions

Toggle extensions increase the length of toggle switches in Allstar switch panels and other switches with a standard end. Push-on extensions are 1-7/8" long, offered in red or black. Package of 2.

Part No.	Description
ALL80167	Red
ALL80168	Black



Indicator Lights

Indicator lights are used in Allstar Performance ignition panels to indicate when the ignition or an accessory is on. Lights may be used in a variety of other applications as needed. Lights snap into 1/2" holes in up to .065" thick material, have ring terminal connectors and are designed for 12V systems.

Part No.	Description
ALL99066	Red Indicator Light
ALL99146	Green Indicator Light



ALL99066

Battery Terminal Covers ALL76150

Covers slip over battery cables and cover battery terminals to prevent accidental shorting. Fit most top post mount batteries. Required by many sanctioning racing bodies. Package of 2 includes one black and one red cover.



Battery Cable Boots ALL76154

Battery cable boots can be used for a variety of applications including covering battery terminals on smaller terminal batteries and starter solenoid connections. Boots have an opening that will accept up to 2-gauge cable. Sold as a pair, one red and one black.



Battery Cable Through-Stud ALL76142

Run battery cable through firewall or any body panel safely. 3/8"-16 thread.



Firewall Cable Bushing

Mounts securely to the firewall and locks onto the wire for a waterproof and vibration-proof seal.



Part No.	Description
ALL76137	2 Gauge
ALL76138	4 Gauge

Electrical Outlets

Universal outlets provide remote 110V connection when powering block heaters, tank heaters, or other accessories mounted in a race car. Outlets accept standard three-prong extension cords and mount directly into decking or to a chassis mounted bracket. ALL76432 and ALL76436 outlet kits are pre-wired with 5 feet of 14AWG wiring.



ALL76436

ALL76432

Part No.	Description
ALL76430	Outlet
ALL76432	Outlet with Wiring
ALL76434	Covered Outlet
ALL76436	Covered Outlet with Wiring



3/16" Small Head Colored Rivets

Box of 250 has a 1/4" to 3/8" grip range.



Color	Steel Mandrel	Aluminum Mandrel
White	ALL18114	ALL18116
Red	ALL18120	ALL18122
Black	ALL18126	ALL18128
Pepsi Blue	ALL18132	—
Chevron Blue	ALL18134	ALL18135
Orange	ALL18136	ALL18137
Yellow	ALL18138	ALL18139

Racin' Rivets, 3/16" Small Head

Small head rivets have a 3/8" O.D. head and packaged 250 pieces per box.



Color	Steel Mandrel	Aluminum Mandrel	Grip Range
Silver	ALL18000	ALL18040	1/4"-3/8"
White	ALL18001	—	1/4"-3/8"
Red	ALL18002	—	1/4"-3/8"
Black	ALL18003	—	1/4"-3/8"
Blue	ALL18004	—	1/4"-3/8"
Orange	ALL18005	—	1/4"-3/8"
Yellow	ALL18006	—	1/4"-3/8"
Silver	ALL18020	—	5/8"-3/4"
White	ALL18021	—	5/8"-3/4"
Red	ALL18022	—	5/8"-3/4"
Black	ALL18023	—	5/8"-3/4"

3/16" Large Head Colored Rivets

Box of 250 has a 1/4" to 3/8" grip range.



Color	Steel Mandrel	Aluminum Mandrel
White	ALL18156	ALL18158
Red	ALL18162	ALL18164
Black	ALL18168	ALL18170
Pepsi Blue	ALL18174	ALL18175
Chevron Blue	ALL18176	ALL18177
Orange	ALL18178	—
Yellow	ALL18180	ALL18181

3/16" Small Head Silver Rivets

Box of 250. Various grip ranges available.

Grip Range	Steel Mandrel	Aluminum Mandrel
1/8" To 1/4"	ALL18101	ALL18107
1/4" To 3/8"	ALL18103	ALL18109
3/8" To 1/2"	ALL18105	—



3/16" Large Head Silver Rivets

Box of 250 (unless noted). Various grip ranges available.

Grip Range	Steel Mandrel	Aluminum Mandrel
1/8" - 1/4"	ALL18141	ALL18149
1/4" - 3/8"	ALL18143	ALL18151
1/4" - 3/8"	ALL18145†	—
3/8" - 1/2"	ALL18147	ALL18153

† Box of 3,000 rivets



Racin' Rivets, 3/16" Large Head

Large-head rivets have a 5/8" O.D. head and packaged 250 pieces per box.



Color	Steel Mandrel	Aluminum Mandrel	Grip Range
Silver	ALL18010	ALL18050	1/4"-3/8"
White	ALL18011	ALL18051	1/4"-3/8"
Red	ALL18012	ALL18052	1/4"-3/8"
Black	ALL18013	ALL18053	1/4"-3/8"
Blue	ALL18014	ALL18054	1/4"-3/8"
Orange	ALL18015	—	1/4"-3/8"
Yellow	ALL18016	ALL18056	1/4"-3/8"
Silver	ALL18030	—	5/8"-3/4"
White	ALL18031	—	5/8"-3/4"
Red	ALL18032	—	5/8"-3/4"
Black	ALL18033	—	5/8"-3/4"

Back-up Washers


Back-up washers provide added strength when fastening panels together or when re-securing damaged panels.

Part No.	I.D.	O.D.	Pkg. Qty.
Aluminum			
ALL18200	1/8"	3/8"	500
ALL18202	3/16"	1/2"	500
Steel			
ALL18215	3/16"	1"	100



3/16" Multi Grip Rivets

Multi-grip style rivets have a ribbed body that draws panels together tighter than standard smooth body rivets. Select proper grip range and use with 13/64" drill bit for best results. Box of 250.



Color	Head Size	Grip Range	Steel Mandrel	Aluminum Mandrel
Silver	Sm. (3/8")	3/16" - 3/8"	ALL18110	—
Silver	Med. (1/2")	1/16" - 3/8"	ALL18090	ALL18070
Silver	Med. (1/2")	1/16" - 5/8"	ALL18086	ALL18074
Silver	Lg. (9/16")	1/16" - 3/8"	ALL18094	—
White	Med. (1/2")	1/16" - 3/8"	ALL18092	—
White	Lg. (9/16")	1/16" - 3/8"	ALL18096	—
Black	Med. (1/2")	1/16" - 3/8"	ALL18091	ALL18071
Black	Med. (1/2")	1/16" - 5/8"	ALL18087	ALL18075
Black	Lg. (9/16")	1/16" - 3/8"	ALL18095	—



Tri-Fold Rivets

Tri-fold rivets have a perforated body that opens and expands to create a large backside surface area, eliminating the need for backer washers. Use a 13/64" drill bit for best results. Box of 250.



Color	Head Size	Grip Range	Steel Mandrel	Aluminum Mandrel
Silver	Small (3/8")	1/16" - 3/8"	—	ALL18184
Silver	Medium (1/2")	1/16" - 3/8"	—	ALL18183
Silver	Medium (1/2")	1/16" - 1/2"	ALL18185	—
White	Small (3/8")	1/16" - 3/8"	—	ALL18080
White	Medium (1/2")	1/16" - 3/8"	—	ALL18188
Red	Small (3/8")	1/16" - 3/8"	—	ALL18081
Red	Medium (1/2")	1/16" - 3/8"	—	ALL18189
Black	Small (3/8")	1/16" - 3/8"	—	ALL18082
Black	Medium (1/2")	1/16" - 3/8"	—	ALL18187
Chevron Blue	Small (3/8")	1/16" - 3/8"	—	ALL18083
Orange	Small (3/8")	1/16" - 3/8"	—	ALL18084
Yellow	Small (3/8")	1/16" - 3/8"	—	ALL18085

1/8" Small Head Silver Rivets

Grip Range	Qty.	Stainless Steel Mandrel	Aluminum Mandrel
1/8" - 1/4"	500	ALL18196	ALL18190
1/8" - 1/4"	25	ALL18197	ALL18191
5/16" - 3/8"	500	—	ALL18192
5/16" - 3/8"	25	—	ALL18194


1/8" Multi-Grip Silver Rivets ALL18198

Box of 250 with small head and 1/8" to 3/8" grip range. Steel mandrel and an excellent choice when assembling quick-turn fastener components.



1/8" Tri-Fold Rivets ALL18199

Box of 100 with medium head and 1/8" to 3/8" grip range. Aluminum mandrel and an excellent choice when assembling quick-turn fastener components.



Quick-Turn Starter Kit ALL19410

Not sure where to start when using quick-turn fasteners? Use this kit as a starting point to determine correct fasteners for application. Kit includes two different lengths of Allstar's most popular oval head 7/16" fasteners (five ALL19280 and five ALL19286), ten ALL19330 springs and twenty-five multi-grip rivets.



Flush Head Buttons

	10-Pack	50-Pack
5/16"		
.500" Long, Steel	ALL19186	ALL19188
.500" Long, Aluminum	ALL19256	—
7/16"		
.400" Long, Steel	ALL19190	ALL19192
.500" Long, Steel	ALL19200	ALL19202
.550" Long, Steel	ALL19210	ALL19212
.400" Long, Aluminum	ALL19260	ALL19262
.500" Long, Aluminum	ALL19266	ALL19268
.550" Long, Aluminum	ALL19270	ALL19272



Flush Head Allen Buttons

	10-Pack	50-Pack
7/16"		
.500" Long, Steel	ALL19142	ALL19143
.550" Long, Steel	ALL19144	ALL19145



Oval Head Buttons

	10-Pack	50-Pack
1/4"		
.400" Long, Steel	ALL19211	ALL19213
5/16"		
.500" Long, Steel	ALL19214	ALL19215
.500" Long, Aluminum	ALL19276	ALL19278
7/16"		
.400" Long, Steel	ALL19216	ALL19218
.500" Long, Steel	ALL19220	ALL19222
.550" Long, Steel	ALL19230	ALL19232
.400" Long, Aluminum	ALL19280	ALL19282
.500" Long, Aluminum	ALL19286	ALL19288
.550" Long, Aluminum	ALL19290	ALL19292



Oval Head Allen Buttons

	10-Pack	50-Pack
5/16"		
.500" Long, Steel	ALL19152	—
.550" Long, Steel	ALL19154	—
7/16"		
.500" Long, Steel	ALL19162	ALL19163
.550" Long, Steel	ALL19164	ALL19165
.500" Long, Aluminum	ALL19172	ALL19173
.500" Long, Aluminum *	ALL19176	ALL19177



* Black



Oversized Oval Head Buttons

	10-Pack	50-Pack
7/16"		
.500" Long, Steel	ALL19221	ALL19223
.500" Long, Aluminum	ALL19287	ALL19289



Oversized Oval Head Allen Button

	10-Pack	50-Pack
7/16"		
.500" Long, Aluminum	ALL19178	ALL19179



Winged Head Buttons

	10-Pack	50-Pack
7/16"		
.400" Long, Steel	ALL19236	—
.500" Long, Steel	ALL19240	ALL19242
.550" Long, Steel	ALL19250	ALL19252



Flush Head Self-Ejecting Buttons

	10-Pack	50-Pack
5/16"		
.400" Long, Steel	ALL18990	ALL18992
.450" Long, Steel	ALL18996	ALL18998
.500" Long, Steel	ALL19000	ALL19002
.550" Long, Steel	ALL19006	ALL19008
.650" Long, Steel	ALL19010	ALL19012
7/16"		
.500" Long, Steel	ALL19100	ALL19102
.550" Long, Steel	ALL19110	ALL19112



Flush Head Self-Ejecting Allen Buttons

	10-Pack	50-Pack
5/16"		
.500" Long, Steel	ALL19130	ALL19131
.550" Long, Steel	ALL19132	ALL19133
7/16"		
.500" Long, Steel	ALL19136	ALL19137
.550" Long, Steel	ALL19138	ALL19139



Winged Head Self-Ejecting Buttons

	10-Pack
5/16"	
.450" Long, Steel	ALL19046
.500" Long, Steel	ALL19050
.550" Long, Steel	ALL19056
.650" Long, Steel	ALL19060
7/16"	
.500" Long, Steel	ALL19064
.650" Long, Steel	ALL19068



Rod Ends

Two-piece spherical rod ends have a pivoting steel ball and are sold each.

Bore x Thread	RH Male	LH Male	RH Female	Strength
Standard Series Steel				
1/4" x 1/4"-28	ALL58004	ALL58014	ALL58034	2,835 Lbs.
5/16" x 5/16"-24	ALL58005	ALL58015	ALL58035	4,517 Lbs.
3/8" x 3/8"-24	ALL58006	ALL58016	ALL58036	6,323 Lbs.
1/2" x 1/2"-20	ALL58008	ALL58018	ALL58038	10,046 Lbs.
Pro Series Steel (Moly) — Black				
1/2" x 1/2"-20	ALL58058	ALL58068	—	17,000 Lbs.
1/2" x 5/8"-18	ALL58059	ALL58069	—	19,300 Lbs.
Pro Series Steel (Moly) — Black (PTFE Lined)				
1/2" x 5/8"-18	ALL58079	ALL58084	—	17,650 Lbs.
Aluminum — Black				
1/2" x 1/2"-20	ALL58088	ALL58098	—	7,700 Lbs.
1/2" x 5/8"-18	ALL58089	ALL58099	—	15,000 Lbs.



Body Reinforcing Plates

Plates help protect fiberglass and aluminum panels from cracking when using 7/16" quick-turn fasteners. Stainless steel plates are precision stamped with a strengthening border, attach with 1/8" rivets, and measure 2" wide x 1" tall.



Clear	Black	Description
ALL18985	ALL18986	10-Pack
ALL18985-50	ALL18986-50	50-Pack



Clamp-on Quick Turn Fastener Brackets

These cool brackets allow you to clamp a quick-turn bracket to round tubing. Allows a flush mount bracket behind a panel without grinding your powder coat. Designed for use with 1-3/8" quick-turn springs, insert plates, or threaded nut inserts. Black anodized.





Part No.	Size
ALL19430	1"
ALL19431	1-1/4"
ALL19432	1-3/8"
ALL19433	1-1/2"
ALL19434	1-5/8"
ALL19435	1-3/4"

Mounting Brackets for 1" Springs (.0625" Thick)



Description	10-Pack	50-Pack
Weld-on, Lightweight	ALL19364	ALL19366
Weld-on Lightweight w/.250" Spring	ALL19365	ALL19367
Weld-on	ALL19340	ALL19342
Weld-on w/ ALL19300 Spring	ALL19350	ALL19352

Mounting Brackets for 1" and 1-3/8" Springs (.0625" Thick)



Description	10-Pack	50-Pack
Weld-on, Lightweight (for 1-3/8" Spring Only)	ALL19360	ALL19362
Weld-on, Lightweight w/.375" Spring	ALL19361	ALL19363
Weld-on LH	ALL19380	ALL19382
Weld-on RH	ALL19384	ALL19386
Rivet-on LH	ALL19390	ALL19392
Rivet-on RH	ALL19394	ALL19396

Springs



10-Pack 50-Pack

1-3/8" (.090" Wire Diameter)

.325" Reach	ALL19320	ALL19322
.375" Reach	ALL19330	ALL19332
.425" Reach	ALL19336	ALL19338

1" (.080" Wire Diameter)

.250" Reach	ALL19300	ALL19302
.325" Reach	ALL19310	ALL19312

3/4" (.062" Wire Diameter)

.200" Reach	ALL19296	ALL19298
-------------	----------	----------

Set Screws

Standard cup-point set screws are manufactured from alloy steel and heat treated for maximum holding power. Common replacements for oil pump pulleys, coil-over kits, and many other applications. Package of 10.



ALL16903

Part No.	Description
ALL16902	#10-24 x 3/8"
ALL16903	#10-32 x 3/8"
ALL16905	1/4"-20 x 1/4"
ALL16907	1/4"-20 x 3/4"

Black Half Nuts ALL17048

Black anodized steel 1/2"-20 nylon lock nuts are a light-weight option to keep fasteners in place. Package of 10.



Spin Lock Nuts

Nuts have a built-in washer with a serrated face to lock nut tight against panels. 1/4"-20 nuts are perfect to use as a backer nut with Allstar body bolts, nose bolts, and body stud kits.



Color	10-Pack	50-Pack
Black	ALL18555	ALL18555-50
Gold	ALL18556	ALL18556-50
Silver	ALL18557	ALL18557-50

Hex Head Bolts - Coarse Thread Grade 5

Length	1/4"-20	5/16"-18	3/8"-16	7/16"-14	1/2"-13
3/4"	ALL16201	ALL16221	ALL16241	—	ALL16281
1"	ALL16202	ALL16222	ALL16242	ALL16262	ALL16282
1-1/4"	ALL16203	ALL16223	ALL16243	ALL16263	ALL16283
1-1/2"	ALL16204	ALL16224	ALL16244	ALL16264	ALL16284
1-3/4"	ALL16205	ALL16225	ALL16245	ALL16265	ALL16285
2"	ALL16206	ALL16226	ALL16246	ALL16266	ALL16286
2-1/4"	—	—	—	—	ALL16287
2-1/2"	ALL16208	ALL16228	ALL16248	ALL16268	ALL16288
2-3/4"	—	—	—	—	ALL16289
3"	ALL16210	—	ALL16250	ALL16270	ALL16290
3-1/2"	ALL16211	—	—	ALL16271	ALL16291
4"	ALL16212	—	ALL16252	ALL16272	ALL16292
4-1/2"	ALL16213	—	—	ALL16273	ALL16293
5"	ALL16214	—	ALL16254	—	ALL16294
6"	—	—	ALL16256	—	ALL16296
7"	—	—	ALL16258	—	ALL16298



Hex Head Bolts - Fine Thread Grade 5

Length	1/4"-28 Part No.	5/16"-24 Part No.	3/8"-24 Part No.	7/16"-20 Part No.	1/2"-20 Part No.
1"	ALL16402	ALL16422	ALL16442	ALL16462	ALL16482
1-1/2"	ALL16404	ALL16424	—	ALL16464	ALL16484
2"	ALL16406	ALL16426	ALL16446	ALL16466	ALL16486
2-1/2"	—	—	—	ALL16468	ALL16488
3"	—	—	—	ALL16470	ALL16490
4"	—	—	—	ALL16472	ALL16492
5"	—	—	—	ALL16474	ALL16494
6"	—	—	—	ALL16476	—



Titanium Bolts

Titanium bolts have a dimpled low-profile hex-head and are available in a variety of fine and coarse thread lengths.

TITANIUM HEX-HEAD BOLTS - COARSE THREAD

Length	5/16"-18	7/16"-14	1/2"-13	5/8"-11	3/4"-10
3/4"	ALL17221	—	—	—	—
1"	ALL17222	—	—	—	—
1-1/4"	ALL17223	ALL17263	—	—	—
1-1/2"	—	ALL17264	—	—	—
1-3/4"	—	—	ALL17285	ALL17315	—
2"	—	ALL17266	ALL17286	ALL17316	—
2-1/4"	—	ALL17267	ALL17287	ALL17317	—
2-1/2"	—	—	ALL17288	ALL17318	—
2-3/4"	—	—	ALL17289	—	—
3"	—	—	ALL17290	—	—
3-1/2"	—	—	ALL17291	—	—



TITANIUM HEX HEAD BOLTS - FINE THREAD

Length	7/16"-20	1/2"-20	5/8"-18	3/4"-16
1-1/4"	ALL17463	—	—	—
1-3/4"	—	—	ALL17515	—
2"	—	ALL17486	ALL17516	—
2-1/4"	—	ALL17487	ALL17517	—
2-1/2"	—	ALL17488	ALL17518	—
2-3/4"	—	ALL17489	ALL17519	ALL17539
3"	—	ALL17490	ALL17520	ALL17540
3-1/4"	ALL17491	ALL17521	ALL17541	—
3-1/2"	—	ALL17492	ALL17522	ALL17542
3-3/4"	—	—	—	ALL17543
4"	—	—	—	ALL17544
4-1/4"	—	ALL17495	ALL17526	—
4-1/2"	—	ALL17496	—	—
5"	—	ALL17497	—	—
5-1/2"	ALL17475	—	—	—
6"	ALL17476	—	—	ALL17549
6-1/2"	—	—	—	ALL17550
7"	—	—	ALL17531	—
7-3/8"	—	—	—	ALL17552



Kyle Reinhardt

JB Art & Image



FASTENERS

Threaded Nut Insert

Insert provides a convenient option to quickly install and easily remove a 1/4"-20 fastener on panels up to 1/8" thick. Insert fits into a 3/8" O.D. hole and is held in place on the backside with a steel serrated locking nut. Internal threads accept fasteners ideal for mounting dash panels, access panels, body panels, electrical components, or other accessories.



Insert Material	2-Pack	10-Pack	50-Pack
Steel	ALL18547	ALL18547-10	ALL18547-50
Aluminum	ALL18548	ALL18548-10	ALL18548-50

Steel Fender Washers ALL18216

Washers have 1/4" I.D., 1" O.D. and are sold 100 to a pack.



Countersunk Bolt Kit

Kit includes specially designed aluminum washers which allow the socket head fasteners to install flush with the surface creating a smooth, finished look. Many uses include mounting roofs, side skirts, spoilers, and replacing sharp-edged fasteners inside cockpit. Kits include washers, bolts, and nyloc nuts.



Bolt Size	Washer O.D.	Finish	10-Pack	50-Pack
#10-24 x 1"	1"	Clear	ALL18630	ALL18630-50
1/4"-20 x 1"	1"	Clear	ALL18632	ALL18632-50
1/4"-20 x 1"	1"	Black	ALL18633	ALL18633-50
1/4"-20 x 1"	1-1/4"	Clear	ALL18634	ALL18634-50
1/4"-20 x 1"	1-1/4"	Black	ALL18635	ALL18635-50

Aluminum Washers



Washer O.D. x I.D.	Finish	10-Pack	50-Pack
Countersunk Aluminum Washers			
1" x #10	Clear	ALL18660	ALL18660-50
1" x 1/4"	Clear	ALL18662	ALL18662-50
1" x 1/4"	Black	ALL18663	ALL18663-50
1-1/4" x 1/4"	Clear	ALL18664	ALL18664-50
1-1/4" x 1/4"	Black	ALL18665	ALL18665-50
Flat Aluminum Backer Washers			
1" x #10	Clear	ALL18638	—
1" x 1/4"	Clear	ALL18639	—

Flush Mount Bolts

1/4"-20 flush mount bolts have a 1" O.D. beveled head to provide a smooth, finished appearance and are slotted for installation with a standard screwdriver. Excellent choice when securing body panels, roof panels, nose supports, spoiler sides, and many other uses. Size noted is under-head length. Package of 10.



Length	Steel	Aluminum	Black Aluminum
3/4"	ALL18640	ALL18641	ALL18642
1"	ALL18645	ALL18646	ALL18647
1-1/4"	ALL18650	ALL18651	ALL18652

Steel Lanyards

Steel lanyards feature 1/16" diameter cable with 3/4" loops on each end for light-duty applications such as hood pins or retention of similar type fasteners to prevent loss.



Part No.	Description
ALL18461	6" Long
ALL18463	10" Long

Nylon Lanyards ALL18468

Nylon lanyards feature a molded end with a 3/16" hole on one end and a snap-together open loop on the other end to quickly and easily secure a variety of components. Once snapped together, loop is permanently locked. 10" long, package of 4.



Diaper Pins

Steel diaper pins are zinc coated. Sold each.



Part No.	Description
ALL18446	1-3/4", .060" Diameter
ALL18448	2-3/4", .090" Diameter

Lock Pins

Use lock pin in place of a bolt for items that need to be removed frequently or easily. Wire loop folds over pin to lock in place. Size noted is under-head length to end of pin. Sold each.



Part No.	Description
ALL18452	1/4" x 2"
ALL18454	5/16" x 2-3/4"

Line Clamps

Aluminum clamps have a protective neoprene cushion to prevent chafing. Clamps can be used to secure brake/fuel/oil lines, ignition wires, or battery cables. Package of 10.

Part No.	Description	Part No.	Description
Aluminum Line Clamps			
ALL18300	3/16"	ALL18305	3/4"
ALL18301	1/4"	ALL18306	7/8"
ALL18302	3/8"	ALL18307	1"
ALL18303	1/2"	ALL18308	1-1/4"
ALL18304	5/8"		



Part No.	Description	Part No.	Description
Nylon Line Clamps			
ALL18310	3/16"	ALL18314	5/8"
ALL18311	1/4"	ALL18315	3/4"
ALL18312	3/8"	ALL18317	1"
ALL18313	1/2"		



Universal Line Clamps

Two-piece aluminum clamps dress up wiring or hard lines. Package of 4.

Part No.	Description
ALL18320	3/16"
ALL18321	1/4"
ALL18322	5/16"
ALL18323	3/8"



Hose Clamps

Heavy-duty, all stainless steel clamps are easily tightened with a deep-slot hex-head screw. Superior to standard hardware store clamps. For best connection, select the clamp which fits within the range of hose O.D.

Part No.	Min Hose O.D.	Max Hose O.D.
2-Pack		
ALL18330	1/4"	5/8"
ALL18332	1/2"	1-1/8"
ALL18334	1"	2"
ALL18336	1-5/16"	2-1/4"
ALL18338	1-9/16"	2-1/2"
ALL18340	1-5/8"	3-1/2"
ALL18342	2-5/8"	4-1/2"
10-Pack		
ALL18330-10	1/4"	5/8"
ALL18332-10	1/2"	1-1/8"
ALL18334-10	1"	2"
ALL18336-10	1-5/16"	2-1/4"
ALL18338-10	1-9/16"	2-1/2"



Hex Nuts and Washers

Hex nuts are sold in 10-packs and 50-packs; washers are sold in 25-packs.

Coarse Thread	1/4"-20	5/16"-18	3/8"-16	7/16"-14	1/2"-13
Nut, 10-Pack	ALL16000-10	ALL16001-10	ALL16002-10	ALL16003-10	ALL16004-10
Nut, 50-Pack	ALL16000-50	ALL16001-50	ALL16002-50	ALL16003-50	ALL16004-50
Nylon Insert, 10-Pack	ALL16010-10	ALL16011-10	ALL16012-10	ALL16013-10	ALL16014-10
Nylon Insert, 50-Pack	ALL16010-50	ALL16011-50	ALL16012-50	ALL16013-50	ALL16014-50
Thin Nylon Insert, 10-Pack	ALL16020-10	ALL16021-10	ALL16022-10	ALL16023-10	ALL16024-10
Mech. Lock Nut, 10-Pack	ALL16030-10	ALL16031-10	ALL16032-10	ALL16033-10	ALL16034-10
Flange Nut, 10-Pack	ALL18557	ALL16041-10	ALL16042-10	ALL16043-10	ALL16044-10
Fine Thread	1/4"-28	5/16"-24	3/8"-24	7/16"-20	1/2"-20
Nut, 10-Pack	ALL16050-10	ALL16051-10	ALL16052-10	ALL16053-10	ALL16054-10
Nylon Insert, 10-Pack	ALL16060-10	ALL16061-10	ALL16062-10	ALL16063-10	ALL16064-10
Thin Nylon Insert, 10-Pack	ALL16070-10	ALL16071-10	ALL16072-10	ALL16073-10	ALL16074-10
Mech. Lock Nut, 10-Pack	ALL16080-10	ALL16081-10	ALL16082-10	ALL16083-10	ALL16084-10
Washers	1/4"	5/16"	3/8"	7/16"	1/2"
USS Flat *, 25-Pack	ALL16100-25	ALL16101-25	ALL16102-25	ALL16103-25	ALL16104-25
SAE Flat *, 25-Pack	ALL16110-25	ALL16111-25	ALL16112-25	ALL16113-25	ALL16114-25
Lock, 25-Pack	ALL16120-25	ALL16121-25	ALL16122-25	ALL16123-25	ALL16124-25
Lock for SHCS, 25-Pack	ALL16130-25	ALL16131-25	ALL16132-25	ALL16133-25	ALL16134-25
AN, 25-Pack	ALL16150-25	ALL16151-25	ALL16152-25	ALL16153-25	ALL16154-25



* USS washers have a larger O.D. than SAE washers.



Matt Valiquette





FITTINGS AND HOSES

NPT to AN Fittings

1/8"-27 NPT steel fittings are commonly used when connecting braided lines to brake calipers, engine oiling systems, etc.



Part No.	Description
ALL50000	1/8" NPT Male to -3AN Straight, 2-Pack
ALL50010	1/8" NPT Male to -3AN 45°
ALL50018	1/8" NPT Male to -3AN 90°
ALL50020	1/8" NPT Male to -3AN 90° Tall
ALL50199	1/8" NPT Female to -3AN

Quick Disconnect Couplings

Two-piece couplings allow lines to be separated without loss of fluid or requirement of bleeding. Commonly used on brake systems when changing front or rear axle assembly, a hydraulic clutch system using a hydraulic throw out bearing, or when servicing a transmission with an internal hydraulic clutch.



Part No.	Description
ALL50215	Steel Coupling with 1/8" NPT Female Threads
ALL50212	Alum. Coupling with 3AN Male Threads
ALL50213	Alum. Coupling with 4AN Male Threads
ALL50209	Premium Coupling Fitting with 3AN Male Threads

90° Swivel Fitting

Black anodized aluminum fitting swivels a full 360 degrees for convenient hose connection. 1/8" NPT fitting is commonly used in aftermarket calipers, gauge panels, or anywhere a swivel connection would be useful.



Part No.	Description
ALL50108	1/8" NPT to -3AN
ALL50109	1/8" NPT to -4AN

AN Union Fittings


Black anodized aluminum flare union adapter fittings are commonly used to connect two hoses with female AN ends.



Part No.	Description
ALL50090	-3AN to -3AN
ALL50091	-4AN to -4AN

Bulkhead Fittings

Black anodized aluminum bulkhead adapter fittings are perfect when plumbing needs to pass through a firewall, interior panel, or a mounting bracket.



Part No.	Description
ALL50092	Straight -3AN to -3AN
ALL50093	Straight -4AN to -4AN
ALL50094	90° -3AN to -3AN
ALL50095	90° -4AN to -4AN
ALL50096	Tee (Run) -3AN (3x)
ALL50097	Tee (Run) -4AN (3x)
ALL50098	-3AN Bulkhead Nut
ALL50099	-4AN Bulkhead Nut



Bulkhead Mounting Tab

ALL60093

One-piece steel mounting tab with 7/16" hole can be bolted to the chassis or rear end to hold bulkhead fittings in place. Bracket is 5/64" thick.



Coated Braided Steel Lines

Black coated braided steel lines have black aluminum ends. Choose #2, #3, or #4 line in straight/straight or straight/90° configurations. Lengths stated are overall, end to end.



Length	#2 Line		#3 Line		#4 Line	
	Two -3 Straight	Two -3 Straight	-3 90° and -3 Straight	Two -4 Straight Ends	-4 90° And -4 Straight	
6"	ALL48385	ALL48387	ALL48413	ALL48349	ALL48398	
9"	ALL48386	ALL48388	ALL48414	ALL48350	ALL48399	
12"	ALL48371	ALL48361	ALL48415	ALL48351	ALL48400	
15"	ALL48372	ALL48362	ALL48416	ALL48352	ALL48401	
18"	ALL48373	ALL48363	ALL48417	ALL48353	ALL48402	
21"	ALL48374	ALL48364	ALL48418	ALL48354	ALL48403	
24"	ALL48375	ALL48365	ALL48419	ALL48355	ALL48404	
30"	ALL48376	ALL48366	ALL48420	ALL48356	ALL48405	
36"	ALL48378	ALL48368	ALL48422	ALL48358	ALL48407	
48"	ALL48379	ALL48369	ALL48423	ALL48359	ALL48408	
60"	ALL48380	ALL48370	ALL48424	ALL48360	ALL48409	
73"	ALL48383	ALL48382	—	ALL48381	—	



FITTINGS AND HOSES

Braided Steel Lines

A wide selection of braided steel lines in various lengths. All lines come with one straight end and your choice of straight, 45°, or 90° on the other end. The inner PTFE hose is compatible with all brake fluids. The braided stainless steel outer covering resists abrasion and corrosion. Ideal for use where bending and flexing occur. More durable than rubber hose. Lengths stated are overall end to end, including fittings. **Note: Lines are also available in 5-pack and 25-pack quantities. Add a (-5) or (-25) to end of part number. Example: ALL46400-6-25 for a 25-pack. Lengths stated are overall end to end, including fittings. Lines are NOT D.O.T. approved.**



#3 Braided Steel Lines with -3 Ends



Length	Straight	45°	90° Forged	90° Tube
6"	ALL46300-6	—	ALL46302-6	ALL46304-6
9"	ALL46300-9	—	ALL46302-9	ALL46304-9
10"	ALL46300-10	—	ALL46302-10	ALL46304-10
12"	ALL46300-12	—	ALL46302-12	ALL46304-12
14"	ALL46300-14	ALL46301-14	ALL46302-14	ALL46304-14
15"	ALL46300-15	ALL46301-15	ALL46302-15	ALL46304-15
16"	ALL46300-16	ALL46301-16	ALL46302-16	ALL46304-16
18"	ALL46300-18	ALL46301-18	ALL46302-18	ALL46304-18
20"	ALL46300-20	—	ALL46302-20	ALL46304-20
21"	ALL46300-21	—	ALL46302-21	ALL46304-21
22"	ALL46300-22	—	ALL46302-22	ALL46304-22
24"	ALL46300-24	ALL46301-24	ALL46302-24	ALL46304-24
26"	ALL46300-26	—	ALL46302-26	ALL46304-26
28"	ALL46300-28	—	ALL46302-28	ALL46304-28
30"	ALL46300-30	—	ALL46302-30	ALL46304-30
32"	ALL46300-32	—	ALL46302-32	ALL46304-32
34"	ALL46300-34	ALL46301-34	—	—
36"	ALL46300-36	—	ALL46302-36	ALL46304-36
40"	ALL46300-40	—	—	—
42"	ALL46300-42	—	ALL46302-42	ALL46304-42
43"	ALL46300-43	—	—	—
44"	ALL46300-44	—	—	—
47"	ALL46300-47	—	—	—
48"	ALL46300-48	—	ALL46302-48	ALL46304-48
50"	ALL46300-50	—	—	—
60"	ALL46300-60	—	ALL46302-60	ALL46304-60
108"	ALL46300-108	—	—	—
120"	ALL46300-120	—	—	—
180"	ALL46300-180	—	—	—

#4 Braided Steel Lines with -4 Ends



Length	Straight	45°	90° Forged	90° Tube
6"	ALL46400-6	—	ALL46402-6	ALL46404-6
9"	ALL46400-9	—	ALL46402-9	ALL46404-9
10"	ALL46400-10	—	ALL46402-10	ALL46404-10
12"	ALL46400-12	—	ALL46402-12	ALL46404-12
14"	ALL46400-14	—	ALL46402-14	ALL46404-14
15"	ALL46400-15	ALL46401-15	ALL46402-15	ALL46404-15
16"	ALL46400-16	—	ALL46402-16	ALL46404-16
18"	ALL46400-18	ALL46401-18	ALL46402-18	ALL46404-18
20"	ALL46400-20	—	ALL46402-20	ALL46404-20
21"	ALL46400-21	—	ALL46402-21	ALL46404-21
22"	ALL46400-22	—	ALL46402-22	ALL46404-22
24"	ALL46400-24	ALL46401-24	ALL46402-24	ALL46404-24
26"	ALL46400-26	—	ALL46402-26	ALL46404-26
28"	ALL46400-28	—	ALL46402-28	ALL46404-28
30"	ALL46400-30	—	ALL46402-30	ALL46404-30
32"	ALL46400-32	—	ALL46402-32	ALL46404-32
36"	ALL46400-36	—	ALL46402-36	ALL46404-36
42"	ALL46400-42	—	ALL46402-42	ALL46404-42
48"	ALL46400-48	—	ALL46402-48	ALL46404-48
60"	ALL46400-60	—	ALL46402-60	ALL46404-60
90"	ALL46400-90	—	—	—
120"	ALL46400-120	—	ALL46402-120	—
180"	ALL46400-180	—	—	—

Steel Brake Line


Steel brake line is available in lengths from 8" to 72" for plumbing brake systems. Standard galvanized zinc coating.

Length	3/16" Line with 3/8"-24 Ends
8"	ALL48048
12"	ALL48050
20"	ALL48052
30"	ALL48054
40"	ALL48056
51"	ALL48058
60"	ALL48060
72"	ALL48062



#3 Braided Steel Lines with -4 Ends

Length	Two -4 Straight Ends	-4 90° and -4 Straight
9"	ALL46310-9	ALL46312-9
12"	ALL46310-12	ALL46312-12
15"	ALL46310-15	ALL46312-15
18"	ALL46310-18	ALL46312-18
21"	ALL46310-21	ALL46312-21
24"	ALL46310-24	ALL46312-24
28"	ALL46310-28	ALL46312-28
32"	ALL46310-32	ALL46312-32
36"	ALL46310-36	ALL46312-36
42"	ALL46310-42	ALL46312-42
48"	ALL46310-48	ALL46312-48
60"	ALL46310-60	ALL46312-60
120"	ALL46310-120	ALL46312-120



Stainless Steel Brake Line

304 grade stainless steel line exceeds SAE and DOT requirements. Pre-made lines include standard size stainless ends for years of service and show-quality finish.

Length	3/16" Line with 3/8"-24 Ends	1/4" Line with 7/16"-20 Ends
8"	ALL48300	ALL48310
12"	ALL48301	ALL48311
20"	ALL48302	ALL48312
30"	ALL48303	ALL48313
40"	ALL48304	ALL48314
51"	ALL48305	ALL48315
60"	ALL48306	ALL48316
72"	ALL48307	ALL48317





FITTINGS AND HOSES

Hard Brake Line Display Rack

ALL052

Display, organize, and inventory many lengths of 3/16" steel brake line. Rack measures 17" wide, and has 21 slots which hold 6 pieces each. Pre-punched mounting holes provide easy mounting on wall or display fixture. Not for use with braided brake lines.



Aluminum Fuel Line

Allstar aluminum fuel line is seamless and available in three diameters. 25 foot coil.



Part No.	Description
ALL40180	3/8" Dia.
ALL40185	1/2" Dia.
ALL40186	5/8" Dia.

Coiled Tubing

Coiled tubing works great for building custom-length brake lines, transmission lines, and fuel lines without unions. Tubing is easily cut and flared to desired length. Stainless tubing is 304 grade and double annealed for easy flaring and bending. Coiled tubing does not include flare nuts (sold separately).



Part No.	Size	Material	Length
ALL48040	3/16"	Steel (Zinc Coated)	25 Ft.
ALL48308	3/16"	Stainless	20 Ft.
ALL48326	1/4"	Steel (Zinc Coated)	25 Ft.
ALL48318	1/4"	Stainless	20 Ft.
ALL48327	5/16"	Steel (Zinc Coated)	25 Ft.
ALL48320	5/16"	Stainless	20 Ft.
ALL48328	3/8"	Steel (Zinc Coated)	25 Ft.
ALL48322	3/8"	Stainless	20 Ft.

TECH TIP

A few tips to help when flaring stainless steel tubing and prevent splitting the line when flaring. Cut with a hacksaw or cut-off wheel not a tubing cutter. Using a step drill such as ALL11040, slightly chamfer the inside I.D. of the tubing. Using a bench grinder, slightly bevel the outside edge.

Caps and Plugs

A must for keeping debris out of lines and hoses. Ideal for keeping internal components of dry sump pumps, fuel pumps, pressure regulators, etc. clean during storage. Caps and plugs fit 37° flared fittings and straight threaded ports. Available in plastic and aluminum.



ALL50801

Cap



ALL50821

Plug



ALL50811

AN Size



ALL50831

Thread Size

No. Per Pkg.

Plastic Caps and Plugs

Part No.	Part No.	AN Size	Thread Size	No. Per Pkg.
ALL50801	ALL50811	-3	3/8"-24	20
ALL50802	ALL50812	-4	7/16"-20	20
ALL50803	ALL50813	-6	9/16"-18	20
ALL50804	ALL50814	-8	3/4"-16	20
ALL50805	ALL50815	-10	7/8"-14	10
ALL50806	ALL50816	-12	1-1/16"-12	10
ALL50807	ALL50817	-16	1-5/16"-12	10
ALL50808	ALL50818	-20	1-5/8"-12	5

Aluminum Caps and Plugs

Part No.	Part No.	AN Size	Thread Size	No. Per Pkg.
ALL50821	ALL50831	-3	3/8"-24	20
ALL50822	ALL50832	-4	7/16"-20	20
ALL50823	ALL50833	-6	9/16"-18	20
ALL50824	ALL50834	-8	3/4"-16	20
ALL50825	ALL50835	-10	7/8"-14	10
ALL50826	ALL50836	-12	1-1/16"-12	10
ALL50827	ALL50837	-16	1-5/16"-12	10

Inverted Flare Nuts

Flare nuts are used for building custom hard brake lines, transmission cooler lines, oil lines, and fuel lines. 3/16" and 1/4" nuts are available to fit most master cylinder and metering/proportioning valve applications. Select proper thread size for line used.



Part No.	Size	Color	Qty.
Flare Nuts for 3/16" Line			
ALL50110	3/8"-24	Zinc-Plated	10-Pack
ALL50111	3/8"-24	Stainless	10-Pack
ALL50113	7/16"-20	Red	2-Pack
ALL50114	1/2"-20	Green	2-Pack
ALL50115	9/16"-18	Olive	2-Pack
Flare Nuts for 1/4" Line			
ALL50116	7/16"-20	Zinc-Plated	10-Pack
ALL50117	7/16"-20	Stainless	10-Pack
ALL50118	1/2"-20	Gold	2-Pack
ALL50119	9/16"-18	Blue	2-Pack
Flare Nuts for 5/16" Line			
ALL50140	1/2"-20	Zinc-Plated	10-Pack
ALL50141	1/2"-20	Stainless	4-Pack
Flare Nuts for 3/8" Line			
ALL50142	5/8"-18	Zinc-Plated	10-Pack
ALL50143	5/8"-18	Stainless	4-Pack

Reducer Fittings

Reducer fittings are an economical way to reduce the male AN thread size on items such as oil coolers and in-line temperature tees.



Part No.	Description
ALL90075	-10AN to -8AN
ALL90076	-12AN to 10AN



FITTINGS AND HOSES

Sprint Wing Line Kit [ALL48006](#)

Kit includes lightweight, coated stainless steel braided lines and aluminum fittings to help simplify plumbing of KSE Gen2 steering gear and wing cylinder. Kit includes (2) #4 slider lines (22" long and 36" long), (2) #4 pressure and return lines (18" long), (4) 45° -4AN to 1/8" NPT valve fittings, (2) 90° -4AN to 1/8" NPT cylinder fittings, and (2) high-flow -3 ORB to -4AN fittings.



Sprint Power Steering Supply Line [ALL48262](#)

Gen2 supply line has a 90° -10AN and a straight -10AN aluminum fitting for a precise fit to the KSE Gen2 steering gear. New-style hose is very flexible yet will not collapse under suction. Total overall length including fittings 9".



Sprint Power Steering Lines

Assembled lines for power steering have -6AN ends and are compatible with high-pressure pumps found in today's sprint cars where standard hose and fittings cannot be used. Lines are strong and lightweight, weighing less than a standard high-pressure hose assembly. Plumbing is perfect for connection of KSE steering gear to pump. 13.5" long.



Part No.	Description
ALL48260	Line with Steel Ends and Protective Wrap
ALL48261	Line with Aluminum Ends

FUEL SYSTEM COMPONENTS

Performance Mechanical Fuel Pump [ALL40266](#)

Lightweight die-cast three-valve pump is great for use with Sportsman type engines up to 700HP and 8,000 rpm. Pump has -8AN inlet and outlet fittings for easy plumbing. Lower section is clockable every 30° to fit most applications. Pump is rated at 45GPH @ 7-8.5PSI and does not require an external fuel pressure regulator.



SB Chevy Fuel Pump Block-Off Plate [ALL40255](#)

Plate covers mechanical fuel pump engine opening on most small block Chevrolets when omitting a mechanical-style fuel pump. Plate is often used when converting to electric or belt-driven fuel pumps. Clear zinc-plated finish may also be painted.



SBC Performance Fuel Pump w/ -10AN Inlet [ALL40267](#) **NEW!**

Same quality and features as our popular [ALL40266](#) Pump with a 10AN inlet. Lightweight die-cast three valve pump is great for use with Sportsman type engines up to 700HP and 8,000 RPM. Pump has -10AN inlet and -8AN outlet fittings for easy plumbing. Lower section is clockable every 30° to fit most applications. Pump is rated at 45 GPH @ 7-8.5 PSI and does not require an external fuel pressure regulator.



Billet Aluminum Fuel Pump Block-Off Plates

CNC-machined billet aluminum plates cover the mechanical pump opening in the engine block and include a gasket and stainless steel fasteners.



Description	Blue	Clear	Red	Black
SB Chevy	ALL40300	ALL40301	ALL40302	ALL40306

Sportsman 2-Valve Fuel Pumps [ALL40260](#)

Pumps with aluminum housings have 1/4" NPT inlet/outlet fittings, heavy-duty diaphragms, anti-float springs, and "clockable" lower base for rotation of inlet and outlet. Pumps deliver 6-1/2 to 8 PSI with 80 GPH free flow.



Compact Electric Fuel Pump [ALL40320](#)

High-flow, low-pressure electric fuel pump has 5/16" inlet/outlet and flows 18 GPH at 4.0 PSI, 5.5 PSI maximum. Popular mini-sprint pump includes a rubber-padded mounting bracket and two heavy-duty hose clamps. Rated 12 volts/5 amps.




SB Chevy Fuel Pump Mount Plate [ALL40254](#)

O.E.-style plate replaces lost or missing mounting plate required to mount mechanical style fuel pump to most small block Chevrolet engines. Clear zinc-plated finish may also be painted to match original appearance. Mounting hardware included.



Fuel Filter Brackets

Brackets mount Allstar inline aluminum fuel filters to round or square tubing and flat surfaces. Flush-mount bracket fastens to flat panels like a frame rail or firewall. A locking set screw holds filter in place. Brackets for round and square tubing clamp with caps secured by Allen head screws. Sold each.



Part No.	Tubing Size	Tubing Shape
ALL40229	1-1/4"	Round
ALL40227	1-3/8"	Round
ALL40228	1-1/2"	Round



FUEL SYSTEM COMPONENTS

Inline Aluminum Fuel Filters

Anodized, high-flow inline filters are available with no element or with a stainless or paper element. Choose correct bracket and mount to chassis tubing along fuel line. Filter elements are 8" long and fit in a 9" housing. Overall length is 12" and outside diameter is 2". Filter flows enough fuel for any race car.

FUEL FILTERS WITH ELEMENT (BLACK ANODIZED)



Part No.	Description	Part No.	Description
With Paper Element		With Stainless Element	
ALL40216	-8 Ends	ALL40218*	-8 Ends
ALL40217	-10 Ends	ALL40219*	-10 Ends
ALL40240	-12 Ends	ALL40242*	-12 Ends

* Compatible with E-85 fuels.

FUEL FILTERS WITHOUT ELEMENT (BLACK ANODIZED)

Part No.	Description
ALL40244	-8 Ends
ALL40245	-10 Ends
ALL40246	-12 Ends

Replacement Parts

ALL40220	Paper Element (10 Micron)
ALL40222 *	Stainless Element (63 Micron)
ALL40224	-8 End Cap
ALL40226	-10 End Cap
ALL40225	-12 End Cap
ALL40236	Spring
ALL40237	O-Ring 2-Pack

* Compatible with E-85 fuels.

FILTER FACT: Filter element must be installed with the closed end and the spring toward the INLET end of housing. The open end faces the OUTLET.



Fuel Filter Shut-Off Valve

ALL40210 **NEW!**

Valve installs on the inlet end of our in-line aluminum fuel filters, allowing fuel to be shut off for maintenance or safety reasons. Ball-style shut-off features a lever with a 1/4"-20 threaded hole for mounting a ball stud or securing a rod end for use with remote shut-off.



Remote Oil Filter Mount Kit

ALL92027 **NEW!**

Kit includes a machined billet aluminum mount for relocating an oil filter. Features top-mounted -12 ORB ports, 1/8" NPT pressure port and multiple oil filter adapter fittings. Fittings included are 3/4"-16, 13/16"-16, and 1-1/8"-16 for most popular 3-5/8" O.D. oil filters.



Down Nozzle Filters

Down nozzle filters optimize spray and eliminate dirt and debris.

Part No.	Description
ALL40325	8-Pack
ALL40326	Each



Down Nozzle Plugs ALL40327

Plug off ports in down nozzle filters. 1/2"-20 thread seals with included O-ring, 8-pack.



Shockproof Pressure Gauges

Gauges are 1-1/2" diameter with stainless steel cases and bezels. Available glycerine-filled, dry, or engine-turned with brass internal parts and 1/8"NPT connections on back.



ALL80200



ALL80210



ALL80220

Description	Glycerine Filled	Dry Type	Engine Turned
0-15 PSI	ALL80200	ALL80210	ALL80220
0-30 PSI	ALL80202	—	ALL80222
0-60 PSI	ALL80204	ALL80214	ALL80224
0-100 PSI	ALL80206	ALL80216	ALL80226
0-1,500 PSI	ALL80208 (NOS)	ALL80218	—

Sprint Fuel Pressure Gauge

ALL40330

Fuel-pressure indicator gauge allows pre-adjustment of the high-speed, secondary, and main valve opening pressures using a compressed air source. Gauge can be mounted directly to the wall or tool box. 4-1/2" diameter dial has a 0-160 PSI range.



Throttle/Shift Cables

Cables have many uses including use as a throttle cable or as a shifter cable in many applications. Cables have 7/16" mounting threads, 10-32 RH cable ends, and 3" of travel. Cables are listed as overall length.

Part No.	Description
ALL54142	43"
ALL54145	60"



Drum/Barrel Pump ALL40114

Hand-siphon drum pump dispenses or transfers low-viscosity fluids from a 55-gallon drum. Self-priming bulb delivers up to 5 gallons per minute. Compatible with gasoline, methanol, and nitro methane.



Cap/Pump Combo for Utility Jugs

Add a pump to your utility jug. Available as a cap/pump combo or just the cap if you already have a pump. Pump will need to be cut to length.

Part No.	Description
Pump Kit for Use	
ALL40116	With Scribner Jug
ALL40117	With VP Jug
Cap Only for Use	
ALL40118	With Scribner Jug
ALL40119	With VP Jug



Funnels

Heavy-duty plastic funnels are perfect for topping off fuel or other liquids. Available in several sizes.

Part No.	Description
ALL40100	6-Qt. Funnel with Brass Screen, Most Common Fuel Funnel
ALL40102	2-Qt. Funnel with Brass Screen
ALL40104	1-Pint Funnel with Brass Screen



ALL40100



Roll Bar Padding

Closed-cell foam does not absorb moisture, but progressively absorbs shock (gets more dense as it is compressed). Off-set inside diameter allows easy installation, with thicker padding toward driver. Available in 3 foot lengths.



Part No.	Description
ALL14100	Black
ALL14101	Red
ALL14102	Blue
ALL14103	Orange
ALL14104	Yellow
ALL14105	Gray
ALL14106	Purple


SFI Mini Roll Bar Padding [ALL14112](#)

Mini roll bar padding is ideal for tight areas in a race car when standard padding is too large. Unique, compact design provides driver protection to a specific area. Peel-and-stick backing for easy installation on 1-1/4" to 1-3/4" tubing. Meets SFI 45.1 specifications. Sold in 3-foot lengths, black only.



SFI Roll Bar Padding


Provides 180° coverage where space concerns are not a problem. Peel and stick backing for easy installation. Meets SFI 45.1 specifications. Choose from two sizes, each 3 feet long, black only.



Part No.	Description
ALL14110	1-1/8" To 1-1/2" O.D. Tubing
ALL14111	1-5/8" To 2" O.D. Tubing

Door Bar Padding [ALL14115](#)

Closed-cell padding adds protection from hard surfaces inside a race car. Cover door bars, seat supports, or increase padding in seat for comfort. Sold in 36" x 48" sheets, 3/4" thick.



Sprint Knee Guard [ALL55230](#)

Ultra-light aluminum knee guard designed by Jason Meyers Racing works great for protecting knees from banging against 1/2-box steering gears and provides a comfortable leg support when throttling through corners. Fire-retardant, high-impact, dense rubber padding is covered with self-extinguishing cloth for added safety. Guard fastens to the half-box mount (not the box) by drilling and bolting or riveting and is held in place with safety wire or a wire tie.



Sprint Knee Guard Clamp [ALL55232](#)

Aluminum mount with 2" I.D. fastens around KSE sprint steering box tube to help secure most popular knee guards. Sold each.



SAFETY/DRIVER EQUIPMENT

Triangle Window Net

[ALL10246](#)

Triangle net originally designed for sprints and midgets when wrap-around ends are needed. Net includes quick release buckle and meets SFI 37.1 specs.



Molded Steering Wheel Pad

[ALL52322](#)

Molded pad fits flat or dished 3-spoke steering wheels. Velcro straps are permanently secured to pad for quick installation.



Steering Wheel Pad [ALL52320](#)

Black vinyl covered pad fastens to most three-spoke racing steering wheels with three hook-and-loop straps. 5-3/4" diameter foam pad is 2" thick.



Weld Bung for Sprint Car Seat Bolts

[ALL98125](#)

Bung welds into tubing up to 1-3/8" to convert wrap-around style seat belts to bolt-in ratchet-style belts. Shoulder allows belt to pivot as needed and accepts 3/8" seat belt mounting hardware.



Safety Glasses [ALL10258](#)

Comfortable, lightweight, general-purpose safety glasses have a clear wrap-around lens for maximum visibility. ANSI-Z87.1 rated.



Reusable Corded Earplugs

[ALL12000](#)

Corded earplugs fit instantly without rolling or squeezing. Made of a soft material that cleans up easily in warm, soapy water.



Locking Tear-Off Post Kit

[ALL13100](#)

Unique aluminum tear-off posts have a second set-screw locking the posts to the shield so they don't continually come loose. No need to remove shield just to tighten the tear-off post! Package of 2.





Allstar Race Suit

Style, comfort, and affordability! 1-piece double-layer Allstar Performance race suit is box quilted with many popular features including side pockets, an adjustable belt, elastic wrist cuffs, hidden ankle cuffs, color-matching elastic back panel, adjustable neck strap, and a sturdy waist-length zipper. A black nylon bag is included. Nomex suits are SFI 3.2A/5 certified.



Part No.	Description
ALL99849	Black, XL Short
ALL99850	Black, M
ALL99851	Black, L
ALL99852	Black, XL
ALL99853	Black, XXL

Reducer Bushing 1-3/4" to 1-5/8"

[ALL10445](#)

Reducer works with most clamp-on style brackets or accessories with 1/4" thick mounts including Allstar radio boxes, drink bottle kits, helmet hooks, and universal brackets.



Sprint Drag Link Tether

[ALL10252](#)

Keeps drag link tethered to the chassis if it becomes disconnected. Tethering of drag link is required by most sanctioning bodies. 24" long x 1" wide, woven nylon.




SAFETY/DRIVER EQUIPMENT

Quick-Release

Fire Extinguisher Bracket

NHRA-approved bracket keeps fire extinguisher secure and allows quick access by pulling pin. Bracket mounts most 2-1/2" lb. extinguisher to 1-1/2" - 1-3/4" round tubing with supplied 3/4" wide stainless T-bolt bands or fastens to a flat panel.



Part No.	Description
ALL10512	Bracket for 3" O.D. Extinguisher
ALL10513	Bracket for 3-3/8" O.D. Extinguisher

Torque Ball Safety Blanket

[ALL55220](#)

Fire-resistant safety blanket designed by Jason Meyers Racing protects driver's legs and feet in the event of a U-joint failure. Ballistic nylon-covered blanket weighs just 1-1/2 lbs. and has quick-release adjustable straps which allow blanket to be removed easily for servicing torque ball and U-joint. Blanket includes two mounting brackets, mounting studs, nuts, and installation instructions.



Part No.	Description
Replacement Components	
ALL55224	3/8" Mounting Stud Kit
ALL55226	Mounting Tabs, 1-Pair

Torque Tube Belt [ALL10181](#)

Universal strap keeps torque tube stabilized and centered in case of coupler or tube failure.



Black belt fits all torque tube and chassis combinations.

STEERING

Sprint Power Steering Lines

Assembled lines for power steering have -6AN ends and are compatible with high-pressure pumps found in today's sprint cars where standard hose and fittings cannot be used. Lines are lightweight yet strong, weighing less than a standard high-pressure hose assembly. Plumbing is perfect for connection of KSE steering gear to pump. 13.5" long.



Part No.	Description
ALL48260	Line with Steel Ends and Protective Wrap
ALL48261	Line with Aluminum Ends

Sprint Power Steering Supply Line

[ALL48262](#)

Gen2 supply line has a 90° -10AN and a straight -10AN aluminum fitting for a precise fit to the KSE Gen2 steering gear. New style hose is very flexible yet will not collapse under suction. Total overall length including fittings 9".



Steering Wheel Extensions

Aluminum steering wheel extensions fit between steering wheel and quick disconnect so the distance between driver and steering wheel can be adjusted. Includes fasteners.

Part No.	Description	Part No.	Description
ALL52310	1/2"	ALL52314	1-1/2"
ALL52312	1"	ALL52316	2"



Loading Couplers

Loading coupler is a combination U-joint and a non-locking steering coupler which slips over the splined end of the steering shaft for easier loading and unloading of cars in enclosed trailers through the use of a remote steering shaft. Coupler has a built-in U-joint that accepts 3/4" tubing.



Part No.	Description
ALL52306	19-Spline for Allstar/Sweet
ALL52307	20-Spline for Woodward

Related Component	
ALL52305	19-Spline End for Allstar/Sweet Disconnect



Steering Wheel Disconnects

Disconnects allow easy installation and removal of three bolt-style steering wheels and are often used to enable entering and exiting of vehicles more easily. Quick-release aluminum steering wheel hub mates to a steel coupler which is welded to a standard 3/4" steering shaft.



Part No.	Description
ALL52302	Hex Style (Pin Type)
ALL52300	Spline Style (360° Flange)
ALL52304	SFI Spline Style (360° Flange)

ATTENTION: DO NOT MIX COMPONENTS WITH OTHER MANUFACTURERS' DISCONNECTS!



Replacement Components	
ALL52303	Hex Coupler for ALL52302
ALL52301	Spline Coupler for ALL52300
ALL52305	Spline Coupler for ALL52304 New Design (2" of Spline Area)

Shaft Collars ALL52140

Aluminum 2-piece shaft collars are used on sway bars and steering column assemblies. 3/4" I.D.



Steering Shaft Tubing

Seamless D.O.M. tubing is 3/4" O.D. with .120" wall thickness, making this an excellent choice when building a steering assembly to connect steering wheel to steering box or rack and pinion. ALL52132 oversized rod end is commonly used to support steering shaft. Consult sanctioning rules to verify proper installation when building a steering assembly.



Part No.	Description
ALL22190	5' Steering Shaft
ALL22191	6' Steering Shaft

Related Components

ALL52132	Oversized Rod End Kit
ALL52130	Flange Bearing
ALL52140	Shaft Collar

Sprint Half Box Steering Gear Mount

Mount is designed for quick installation and removal of the steering gear box. Three hex-cut slots eliminate the need to remove snap ring and end cap and allow the steering box to slide easily into place. CNC-machined from 3/8" thick 2024 aluminum for strength yet only weighs .60 lbs.



Part No.	Description
ALL52112	Clear
ALL52113	Black

Aluminum Steering Mounts

Steering mounts are manufactured from black anodized American-made 2024 aluminum. Steering mounts are offered in three versions. Rigid design keeps steering gear in place.



Part No.	Description
ALL52114	Mount with Fuel Shut-Off for MPD Valves
ALL52115	Mount with Fuel Shut-Off for Waterman Valves
ALL52116	Long Mount

Sprint Pitman Arms

Manufactured from 2024 aluminum.

Part No.	Description
ALL55030	Black Angle Broach
ALL55031	Clear Angle Broach
ALL55032	Black Straight
ALL55033	Clear Straight



Aluminum Steering Arms

Arms are strong and solid for rough tracks and fit 3-1/4" spindles. Combo arm has a 1" lead.



Description	Black Finish	Clear Finish
Steering Arm RH	ALL55062	—
Combo Steering Arm LH, Solid	ALL55060	—
Combo Steering Arm LH	ALL55058	ALL55059



SUSPENSION

Shock Travel Indicator Kits

Check compression and rebound travel of coil-over shocks at a glance. Clamp aluminum bracket portion of the kit directly to the coil-over sleeve or shock body and attach the other end to the existing shock eye bolt or under spring cup. May be used with most coil-over and non-coil-over shocks. Clamp is included.



Part No.	Description
ALL60094	Kit for Use with 2-1/2" Spring
ALL60095	Kit for Use with 3" Barrel or 5" Springs

Aluminum Backing Washer ALL64326

Aluminum washer is designed for use with bump stop pucks, as a backer washer, or many other uses. Washer has a 2-1/4" O.D., 5/8" I.D., and is 3/16" thick.



Bump Stop Shims

Place within the bump stop stack to limit suspension travel. 2" O.D. shims work with most bump stop bushings.



Part No.	Description
ALL64324	1/16" Shim
ALL64325	1/8" Shim

Shock Bump Rubbers

Conical shaped bump rubbers fit on most shock shafts up to 16mm to limit shock travel. Bump rubbers are 2-3/8" tall and have a 2" O.D. base. A letter designation is molded in the bottom to identify compound.



Part No.	Description
ALL64500	Soft (40 Grams)
ALL64501	Medium (50 Grams)
ALL64502	Hard (55 Grams)

Aluminum Flat Spacers

Flat spacers are great for shimming and adding additional clearance to brackets for brake calipers, power steering, alternators, dry sump pumps, or just about anything to help with alignment issues. Package of 2.



Thickness	3/8" I.D. (11/16" O.D.)	1/2" I.D. (1" O.D.)
1/8"	ALL18740	ALL18760
1/4"	ALL18742	ALL18762
3/8"	ALL18744	ALL18764
1/2"	ALL18746	ALL18766

Shock Shims

Uniquely designed shock shims are placed directly onto the shock shaft to simplify fine-tuning of the chassis without disassembling the shock or even removing the shock from the chassis. Kits include a variety of shim designs and sizes for convenient tuning and set-up.



Size	Starter Kit	Standard Kit	Deluxe Kit
14mm	ALL64400	ALL64402	ALL64404
16mm	ALL64440	ALL64442	ALL64444

STARTER KIT

Includes: U-Shaped Shims 1/16" (4 pcs.), 1/8" (4 pcs.) and 3/8" (2 pcs.); Semi-Solid Shims 1/16" (4 pcs.) and 1/8" (4 pcs.).

STANDARD KIT

Includes: U-Shaped Shims 1/16" (12 pcs.), 1/8" (12 pcs.), and 3/8" (6 pcs.); Semi-Solid Shims 1/16" (12 pcs.) and 1/8" (12 pcs.); 2-Piece Collar Shims 1/2" (2 pcs.), 3/4" (2 pcs.) and 1" (2 pcs.); Storage Case.

DELUXE KIT

Includes: U-Shaped Shims 1/16" (12 pcs.), 1/8" (24 pcs.), and 3/8" (10 pcs.); Semi-Solid Shims 1/16" (12 pcs.) and 1/8" (24 pcs.); 2-Piece Collar Shims 1/2" (6 pcs.), 3/4" (6 pcs.), and 1" (6 pcs.); Storage Case.

Shock Shim Components

U-SHAPED SHIMS

Designed for quick removal and installation into tight stacks and locations where twisting the shim into the stack is not an option or when the car is on the ground. Commonly used for fine-tuning the suspension.



SEMI-SOLID SHIMS

Designed for quick removal providing a secure installation that will not fall out yet requires 3/4" of space to install or remove. Typically installed when the vehicle is off the ground. Commonly used for fine-tuning the suspension.



2-PIECE COLLAR SHIMS

Designed to attach around the shaft of the shock and secure in place with a zip tie. Commonly used during initial set-up or to take up a large amount of travel.



Description	2-Pack	10-Pack	25-Pack
14mm (.550")			
U-Shaped Shim 1/16"	—	ALL64410	ALL64410-25
U-Shaped Shim 1/8"	—	ALL64412	ALL64412-25
U-Shaped Shim 3/8"	—	ALL64414	ALL64414-25
Semi-Solid Shim 1/16"	—	ALL64416	ALL64416-25
Semi-Solid Shim 1/8"	—	ALL64418	ALL64418-25
2-Piece Collar Shim Kit 1/2"	ALL64420	ALL64420-10	—
2-Piece Collar Shim Kit 3/4"	ALL64422	ALL64422-10	—
2-Piece Collar Shim Kit 1"	ALL64424	ALL64424-10	—
16mm (.630")			
U-Shaped Shim 1/16"	—	ALL64450	ALL64450-25
U-Shaped Shim 1/8"	—	ALL64452	ALL64452-25
U-Shaped Shim 3/8"	—	ALL64454	ALL64454-25
Semi-Solid Shim 1/16"	—	ALL64456	ALL64456-25
Semi-Solid Shim 1/8"	—	ALL64458	ALL64458-25
2-Piece Collar Shim Kit 1/2"	ALL64460	ALL64460-10	—
2-Piece Collar Shim Kit 3/4"	ALL64462	ALL64462-10	—
2-Piece Collar Shim Kit 1"	ALL64464	ALL64464-10	—



2.5" Coil-Over Kits

Kits include everything to assemble one complete shock. Slotted tops allow quick and easy spring changes. Kits are for 2.5" coil-over springs and are designed for use with 2" steel bodied shocks unless specified.

Shock	Kit Number	Replacement Top	Replacement 5" Sleeve	Replacement 7" Sleeve	Replacement Adjuster Nut
AFCO					
Kit with 7" Sleeve	ALL64141	ALL64170	ALL64160	ALL64161	ALL64180
Bilstein					
Kit with 7" Sleeve	ALL64143	ALL64171	ALL64162	ALL64163	ALL64180
Integra					
Kit for Aluminum Threaded Body	ALL64157	—	—	—	—
Pro					
Kit with 7" Sleeve	ALL64151	ALL64175	—	ALL64165	ALL64180
QA1					
(50 Series) Kit with 7" Sleeve	ALL64145	ALL64172	—	ALL64165	ALL64180
(52 Series) Kit with 7" Sleeve	—	ALL64177	—	—	ALL64180
Kit for Aluminum Smooth Body with 7" Sleeve	ALL64154	ALL64172	—	ALL64167	ALL64180



ALL64141

Part No.	Description
Related Products	
ALL64182	2.5" C/O Diaper Pin
ALL64184	Snap Ring Round



ALL64182

ALL64184

Shock Protectors

Plastic shock protectors slide over aluminum threaded body shock to protect against wear from spring. Protector measures 6" from spring seat to end, has an I.D. that measures 2.25," and works with all 2.5" I.D. springs. Unit should just cover shock body and may need to be cut to specific length.

Part No.	Description
ALL64200	Blue
ALL64201	Black



Shock Protectors

Shock protectors add extra protection from rocks and debris to your shock body. Plastic protector simply snaps onto your shock body. May need to be cut to length. Sold each.

Part No.	Description
ALL64202	2" Standard Body Shocks
ALL64203	1-5/8" Small Body Shocks

Shock and Pull Bar Covers

Neoprene covers help protect from rock damage and to keep components clean while preventing the competition from knowing your secrets. Hook and loop material allows easy cover removal for adjustments. 3" covers are often used for 2.5" and 3" coil-over shocks and small diameter upper links. 6" covers work well on 5" springs and pull bar applications.

Part No.	Description
ALL64204	3" x 14" Cover
ALL64205	3" x 16" Cover
ALL64206	6" x 7" Cover
ALL64207	6" x 14" Cover
ALL64208	6" x 16" Cover



Shock Extensions


Steel extensions fasten directly to shock shaft for added suspension travel. Sold each.

Part No.	Description	Part No.	Description
M12-1.0 Thread (Bilstein)		7/16"-20 Thread (Fox)	
ALL60096	1" Extension	ALL60098	1" Extension
ALL60097	2" Extension	ALL60099	2" Extension



Shock Racks

Shock rack holds four shocks with 2.5" springs and easily mounts to trailer, shop wall or pit cart. Rack is designed to hold shocks in place by pushing shock rod end or eye over the outer O-ring or alternatively, the outer O-ring may be removed to expose a pre-drilled hole for a hair pin clip such as ALL18442 which are sold separately.



ALL12211

Part No.	Description
ALL12212	Standard Rack
ALL12211	Adjustable Base Rack

Shock Eye Socket ALL64255

The ideal tool for shock rebuilders or anyone that disassembles shocks on a regular basis! Unique socket safely removes and installs the shock rod end without risk of damage to the spherical ball. Steel socket contacts the outer housing of 1/2" rod ends up to .640" wide and has a 1/2" drive for ratchet or impact use.



Shock Inflation Tool ALL64260

Shock inflation tool threads onto shock Schrader valves. Fill valve and 0-300 PSI gauge head rotate independently 360° for easy filling and reading. Complete with built-in bleeder and includes a protective storage case.



Shock Dual Workstation ALL64264

The all-in-one shock workstations hold shock bodies in the upright position for ease of shaft removal or assembly and hold shock shafts vertical or horizontal for easier repairs or revalving. Aluminum workstations can be placed in a vise, and have 1/4" threaded holes for custom mounting.





Shock Workstation Base

ALL64267

Steel base is helpful when mounting Allstar workstation (ALL64264) in a trailer or to a shop workbench. Mounting hardware included.



Aluminum Radius Rods

1-1/8" diameter aluminum radius rods are built from .156" wall tubing and have 5/8" threads to fit most sprint cars and midgets.



Length	Black Anodized	Polished
18"	ALL56806-18	ALL56807-18
18.5"	ALL56806-185	ALL56807-185
19"	ALL56806-19	ALL56807-19
19.5"	ALL56806-195	ALL56807-195
20"	ALL56806-20	ALL56807-20
20.5"	ALL56806-205	ALL56807-205
21"	ALL56806-21	ALL56807-21
21.5"	ALL56806-215	ALL56807-215
22"	ALL56806-22	ALL56807-22
22.5"	ALL56806-225	ALL56807-225
23"	ALL56806-23	ALL56807-23
23.5"	ALL56806-235	ALL56807-235
24"	ALL56806-24	ALL56807-24
24.5"	ALL56806-245	ALL56807-245

Threaded Tubing Ends

Chrome moly 4130 steel tubing ends are ideal for building custom length suspension tubes. Available in RH and LH threads.



Thread Size	Tubing Size	Tube End Insert O.D.	RH Part No.	LH Part No.
10-32	3/8" x .058"	.259"	ALL22500	—
5/16"-24	1/2" x .058"	.384"	ALL22504	—
3/8"-24	5/8" x .058"	.509"	ALL22508	ALL22509
3/8"-24	3/4" x .058"	.634"	ALL22512	ALL22513
1/2"-20	7/8" x .058"	.759"	ALL22518	ALL22519
1/2"-20	1" x .058"	.884"	ALL22522	ALL22523
1/2"-20	1" x .065"	.870"	ALL22526	ALL22527
1/2"-20	1-1/8" x .058"	1.00"	ALL22530	ALL22531
5/8"-18	1" x .058"	.884"	ALL22534	ALL22535
5/8"-18	1" x .095"	.810"	ALL22538	ALL22539
5/8"-18	1-1/4" x .095"	1.060"	ALL22542	ALL22543 *
5/8"-18	1-1/4" x .120"	1.010"	ALL22546	ALL22547 *

* Tube end has built-in hex for adjusting.

SUSPENSION

Rod Ends

Two-piece spherical rod ends have a pivoting steel ball and are sold each.



Bore x Thread	RH Male	LH Male	RH Female	Strength
Standard Series Steel				
1/4" x 1/4"-28	ALL58004	ALL58014	ALL58034	2,835 lbs
5/16" x 5/16"-24	ALL58005	ALL58015	ALL58035	4,517 lbs
3/8" x 3/8"-24	ALL58006	ALL58016	ALL58036	6,323 lbs
1/2" x 1/2"-20	ALL58008	ALL58018	ALL58038	10,046 lbs
Pro Series Steel (Moly) - Black				
1/2" x 1/2"-20	ALL58058	ALL58068	—	17,000 lbs
1/2" x 5/8"-18	ALL58059	ALL58069	—	19,300 lbs
Pro Series Steel (Moly) - Black (PTFE Lined)				
1/2" x 5/8"-18	ALL58079	ALL58084	—	17,650 lbs
Aluminum - Black				
1/2" x 1/2"-20	ALL58088	ALL58098	—	7,700 lbs
1/2" x 5/8"-18	ALL58089	ALL58099	—	15,000 lbs

Jam Nuts - Standard Hex

Allstar jam nuts have many uses. Great for locking rod ends tightly on suspension tubes or rack and pinion steering units.



Size	Steel	Aluminum
1/4"-28 RH	ALL18250	—
1/4"-28 LH	ALL18251	—
5/16"-24 RH	ALL18252	—
5/16"-24 LH	ALL18253	—
3/8"-24RH	ALL18254	ALL18274
3/8"-24 LH	ALL18255	ALL18275
7/16"-20 RH	ALL18256	ALL18276
7/16"-20 LH	ALL18257	ALL18277
1/2"-20 RH	ALL18258	ALL18278
1/2"-20 LH	ALL18259	ALL18279
5/8"-18 RH	ALL18260	ALL18280
5/8"-18 LH	ALL18261	ALL18281

Jam Nuts - Small Hex

Specialty jam nuts have smaller outside diameters to allow smaller wrenches to be used when changing radius rod lengths. Example: with 1/2" bolts the same 3/4" wrench can be used to adjust radius rod or mounting hole locations.



Thread Size	Wrench Size	Steel	Alum.	Black Alum.
5/8"-18 RH	3/4"	ALL18292	ALL18296	ALL18286
5/8"-18 LH	3/4"	ALL18293	ALL18297	ALL18287

Reducer Bushings

Steel bushings reduce the rod end pivot ball I.D. to accept a smaller bolt size.



O.D. to I.D.	2-Pack	10-Pack
1/2" to 3/8"	ALL18565	ALL18565-10

Tapered Spacers

Universal spacers have many uses including spacing rod ends on linkages to prevent binding or just to provide clearance. Spacers provide a finished look when fitting body panels or spacing components away from floors and firewalls. Package of 2.



I.D.	Small O.D.	Large O.D.	Length	Steel	Aluminum
1/4"	.345"	.500"	1/4"	—	ALL18700
			1/2"	—	ALL18702
5/16"	.475"	.625"	1/4"	—	ALL18706
			1/2"	—	ALL18708
			1/4"	—	ALL18712
3/8"	.525"	.680"	1/2"	—	ALL18714
			1"	—	ALL18716
			1/4"	ALL18570	ALL18590
1/2"	.740"	.995"	3/8"	ALL18571	—
			1/2"	ALL18572	ALL18592
			3/4"	ALL18574	ALL18594
			1"	ALL18576	ALL18596
			1-1/2"	ALL18578	ALL18595



Tube Notcher ALL10411

Notcher works with most standard hole saws to create a notch on end of round tubing for properly attaching one piece of round tubing to another, often used when building roll cages, bumpers, or custom chassis. Notcher features an adjustable holding fixture which automatically centers tubing to create a notch from 90-45 degrees in tubing up to 2". Notcher is commonly clamped into a bench vise or bench mounted and used with a hand drill. Tubing notcher includes a 1/2"-20 arbor thread and 5/8"-18 adapter. Most hole saws up to 1-1/8" diameter use 1/2"-20, larger hole saws use 5/8"-18 thread. **Note: Hole saw used should be the size of tubing accepting notched tubing.**




Part No.	Description
Replacement Part	
ALL10402	5/8"-18 Thread Adapter



Hole Saw Set ALL10412

Use with tubing notchers. Does not include an arbor for a hand drill. Set includes one of each size: 3/4", 1", 1-1/8", 1-1/4", 1-1/2", 1-5/8" and 1-3/4". **Note: Hole saws up to 1-1/8" diameter use 1/2"-20 thread, larger hole saws use 5/8"-18 thread.**

Part No.	Description
Individual Hole Saws	
ALL10413	3/4"
ALL10414	1"
ALL10415	1-1/8"
ALL10416	1-1/4"
ALL10417	1-1/2"
ALL10418	1-5/8"
ALL10419	1-3/4"



Mini Digital Level ALL10742

Digital level with magnetic base measures the angle of a single straight surface or the angle of a joint between two straight surfaces. Displayed value on the LCD screen rotates to right-side-up when digital level is in an upside-down position. Powered by three 3V CR2032 batteries (included). 2" x 2" x 1".



Smart Tool ALL10113

Ensure that chassis tubing is level and plumb when building roll cages or checking driveshaft angles. Also works on trailing arms and suspension tubes when used with ALL10740 Smart Tool Tray. A "hold" button freezes and unfreezes readings which can be displayed as degrees, percentages, or in./ft. at the push of a button. Plus and minus signs indicate when pitch is more or less than that shown on the display. Pitch reads in 1/8 in./ft. increments. Listen and level emits an audible "beep" at level and plumb. The tool shuts off automatically if idle for more than six minutes. Powered by a standard 9-volt battery.



Deburring Tool ALL11036

A fast and easy way to remove burrs from the edges of machined or cut metals. Five-piece kit includes handle, telescopic blade holder, and three unique blades. Handle has built-in storage for blades. Blade holder adjusts from 1" to 5".



TOOLS AND PIT EQUIPMENT

Level Base ALL10741

Level base simplifies notching and bending of round tubing and helps ensure accuracy. Base fastens to standard ballast or weight brackets and clamps to the tube as a reference point when creating parallel, perpendicular, or any angle of opposing notches or bends during fabrication. Base accepts most digital levels including ALL10113, ALL10742, and ALL10744 or standard bubble levels.



Digital scale and mounting bracket sold separately.

Individual Mounting Brackets

Part No.	Description
ALL14192	1"
ALL14193	1-1/4"
ALL14194	1-3/8"
ALL14195	1-1/2"



ALL14195

Tin Snips

Durable tin snips have offset blades to keep hands clear of metal while cutting. Non-slip jaws cut through sheet aluminum and up to 18 gauge low carbon steel. Blade length 1-1/4", total tool length 9-1/4".



Part No.	Description
ALL11030	Red, Left Hand
ALL11031	Green, Right Hand

Drill Bit Stop Collars

Drill holes to specific depths quickly and easily. Steel collars with Allen set-screw lock onto drill for a positive hold. Sold each.



Part No.	Description
ALL18217	3/16" Collar (7/16" O.D. x 1/4" Tall)

Double Ended Drill Bits

Double ended bits are basically two bits in one. Convenient bit can be flipped around for a fresh sharp bit when drilling panels for Cleco fasteners or rivets. Package of 6.



Part No.	Description
ALL18201	1/8"
ALL18204	3/16"



Paul Hazen


JB Art & Image



TOOLS AND PIT EQUIPMENT

Fabrication Pencils

Pencil works well for marking lines during metal layout and fabrication. Multiple uses include marking steel tubing for cutting or notching and marking patterns on painted aluminum or steel sheet metal. Silver reflective marks work best against darker surfaces during cutting or welding for high visibility. Pencil marks are resistant to torch flames and will not burn or rub off.



Part No.	Description
ALL12064	Pencil, 3-Pack
ALL12066	Mechanical Pencil, with Six Refills

Step Drill Sets

Drill multiple hole sizes with one bit. Drill sheet metal and aluminum without deforming or distorting. Bits start on contact, deburr and chamfer while drilling and do not require a center punch. Titanium nitride-coated high-speed steel. 1/4" shank.



ALL11041

Part No.	Description
ALL11040	3-Piece Set, (1) 3/16"-1/2", (1) 1/4"-3/4", (1) 1/8"-1/2"
ALL11041	2-Piece Set, (1) 1/4"-1-3/8", (1) 3/16"-7/8"

Cordless Rivet Gun ALL18212

Quickly set steel and aluminum mandrel rivets anywhere without the need of an air compressor. Kit includes 3/32", 1/8", 5/32", and 3/16" nose pieces, 3-in-1 spanner wrench, (2) 14.4-volt Li-ion batteries, charger, and plastic carrying case.



Air Rivet Gun ALL18207

Heavy-duty, for use with steel or aluminum rivets from 3/32" to 3/16".



Air Rivet Gun ALL18210

Durable air riveter speeds up assembly and quickly fastens steel or aluminum rivets into various materials. Includes nose pieces for 3/32", 1/8", 5/32", and 3/16" rivets.



Hand Rivet Gun ALL18206

Includes interchangeable nosepieces for 3/32", 1/8", 5/32", and 3/16" dia. rivets.



Rivet Gun Adapter for Cordless Drill ALL18205

Adapter is for reversible cordless drills and greatly speeds up the installation of "blind" rivets commonly used when building race car bodies. Tool is a real hand and time saver compared to hand operated rivet guns and is designed for use with all rivets up to 3/16" including 3/16" aluminum mandrel rivets but not recommended for 3/16" steel mandrel rivets. Adapter includes nosepieces for installing 3/32", 1/8", 5/32", and 3/16" rivets.



Quick-Turn Fastener Wrench ALL19400

The Allstar quick-turn fastener wrench fits slot-head fasteners and reduces the risk of body panel or fastener damage when using screwdrivers for loosening or tightening. Features a non-slip handle.



Quick-Turn Spring Adjuster ALL19405

This tool is a must when adjusting tension of quick-turn springs. Simply turn knob on adjuster to evenly pull or push spring without kinking or breaking spring.



Transfer Punches

For use with quick-turn fasteners, place transfer punch in a weld plate or body panel. Position panel over top of punch and lightly tap with a hammer, leaving a mark on the panel where hole is to be drilled.



Part No.	Description
ALL19402	For 5/16" Fasteners
ALL19403	For 7/16" Fasteners

Quick-Turn Spring Fixture

Accurately drill panels when installing quick-turn fastener springs. Start with a 1/4" center hole and use the fixture to locate and drill 1/8" holes for mounting the springs. Size listed is spring center-to-center distance.



ALL19407

Part No.	Description
ALL19406	Fixture for 3/4" Spring
ALL19407	Fixture for 1" Spring
ALL19408	Fixture for 1-3/8" Spring



Taps

Tungsten steel taps are titanium coated. Economy taps are available in right-hand and left-hand threads.

Part No.	Description
ALL11060	1/4"-20 RH
ALL11061	1/4"-28 RH
ALL11062	3/8"-16 RH
ALL11063	3/8"-24 RH
ALL11064	1/2"-20 RH
ALL11065	1/2"-20 LH
ALL11067	5/8"-18 RH
ALL11067	5/8"-18 LH



NPT Taps

Alloy steel taps work well for chasing and cleaning threads before installing fittings and plugs.

Part No.	Description
ALL11056	1/8"-27, NPT
ALL11057	1/4"-18, NPT
ALL11058	3/8"-18, NPT
ALL11059	1/2"-14, NPT



Thread Files

Remove burrs from damaged or rusted external threads on bolts, spindles, axle tubes, threaded shaft, pipe, and pipe fittings. Choose from three different files, each 8-1/2" long. Standard and metric sizes.



Part No.	Description
ALL11037	11-12, 13-14, 16-18, 20-24 TPI
ALL11038	9-10, 12-16, 20-27, 28-32 TPI
ALL11039	.80-1.00, 1.25-1.50, 1.75-2.00, 2.50-3.00mm



TOOLS AND PIT EQUIPMENT

Safety Wire Twister Pliers

ALL10120

Never lose another race because of loose bolts. Rugged pliers have an end bearing for smoother, faster twisting, especially in tight areas where a second pull is needed.



Safety Wire

Wire is used to mechanically lock pre-drilled fasteners for added security. Type 302/304 stainless steel wire features high corrosion resistance and good tensile strength in applications up to 500 degrees. Sold in a 1lb. spool enclosed in a convenient dispensing container.



Part No.	Description
ALL10121	.032" Diameter
ALL11008	.041" Diameter NEW!

Safety Wire Drill Fixture

ALL10122

Accurately drill holes in fasteners, allowing them to be mechanically locked in place with safety wire. Fixture accommodates 3/16", 1/4", 5/16", 3/8", 7/16", 1/2", and 5/8" fasteners. Guide bolt tightens against fastener, holding it secure for drilling. Fixture includes two guide bolts and two 1/16" drill bits conveniently stored within the fixture.



Part No.	Description
Replacement Component	
ALL99102	Replacement Drill Bits, 2-Pack

Runout Checker

ALL96440

Fixture provides an easy way to check for bent torque tubes, drive shafts, torsion bars or radius rods and measures 16-1/2" overall.



Braided Hose Cutter **ALL11000**



Tired of the jagged edges left after cutting braided hose with a hack-saw? Heavy-duty hose cutter makes clean, snag-free cuts every time. 1-3/8" forged steel jaws will cut up to AN20 steel braided hose.

REPLACEMENT BLADES [ALL11002](#)

Dial Indicator with Magnetic Base

ALL96414

Dial indicator with magnetic base is a necessity when degreasing a camshaft, checking crankshaft end play, deck heights, dome heights, transmission end play, or ring and pinion backlash. Universal magnetic base may be mounted anywhere. Shockproof dial indicator has 1" of travel in .001" increments. Base and dial indicator may also be purchased separately.



Part No.	Description
ALL96415	Dial Indicator Only
ALL96416	Magnetic Base Only

Digital Calipers 0-6" with Case

ALL96411

Measure inside, outside, and depth dimensions with easy-to-read metric or SAE LCD display, in .001" increments up to 6". On/Off switch conserves battery and zero setting assures accurate readings. Plastic case provides additional battery storage.



Dial Caliper

ALL96410

Quality hardened stainless steel dial caliper is shockproof and capable of measuring items from .001" to 6" in increments of .001". Includes protective carrying case.



Koul Tool Kits

If you have ever struggled while building stainless steel braided lines, the Koul Tool is for you! Insert fitting into the specially designed holder to help guide braided hose into fitting. Kits include tools, fitting adapters for most fittings, detailed assembly instructions, and storage case. Not for use with PTFE-style hoses.



Part No.	Description
ALL11080	Koul Tool Kit -4AN to -8AN
ALL11081	Koul Tool Kit -6AN to -10AN
ALL11082	Koul Tool Kit -10AN to -16AN
ALL11083	Koul Tool Kit -4AN to -16AN
ALL11085	-6AN Kit
ALL11086	-8AN Kit
ALL11087	-10AN Kit



Pistol-Grip Grease Gun

ALL14300

Quality gun has comfort-grip handle for easy, one-hand operation. Gun accepts a standard 14-oz. grease cartridge, features an air bleeder valve to eliminate air lock, and includes a flexible 12" long fill hose.



Grease Gun Tips

Tips reach to grease fittings in tight areas, such as U-joints, and may also be used to grease the ball spline unit on Bert transmissions. The 2" tip replaces the standard end on most guns with 1/8"NPT. Quick release 4" tip includes a small and large sleeve to fit standard couplers. Tips are for hand-operated grease guns only.

ALL14305



ALL14306

Part No.	Description
ALL14305	2" Grease Gun Tip
ALL14306	4" Grease Gun Tip

Tubing Cutters

Cut plastic, aluminum, copper, or steel tubing without distorting or crushing. Standard cutter works with tubing from 1/8" up to 1-1/8" and has wide rollers for even tracking of cutter wheel, built-in reamer for cleaning inside of tubing, and an extra cutting wheel. Mini-cutter can cut tubing from 1/8" to 5/8" in tight areas.



ALL11010




ALL11011

Part No.	Description
ALL11010	Mini
ALL11011	Standard

Double Flare Tool ALL11015

Double flares 3/16", 1/4", 5/16", 3/8", and 1/2" steel or aluminum and .040" copper tubing at 45°, the most common flare used in custom brake and fuel lines. Includes detailed instructions and a convenient plastic storage case.



Caster Wheel Kits

Hard rubber wheel kits may be mounted to Allstar engine cradles ALL10130 through ALL10159. Kits are also available with locking wheels, ideal for storing spare engines in trailer. Standard-duty kits feature 3/8" studs and heavy-duty models use 1/2" studs. Four wheels per kit.



Part No.	Description
Standard-Duty	
ALL10162	3" Dia. Kit
ALL10163	3" Dia. with Locking Kit
Heavy-Duty	
ALL10164	3" Dia. Kit
ALL10165	3" Dia. with Locking Kit
ALL10166	5" Dia. Kit

TOOLS AND PIT EQUIPMENT

Engine Cradles

Engine Cradles are available in Standard-Duty or Heavy-Duty, both with provisions for mounting wheels, and are made of 1" square tubing with black powder coating. All cradles are for V8 engines, include Grade 5 fasteners, and may be easily disassembled for storage. Standard-Duty cradles accept wheel kits with 3/8" studs. Heavy-Duty cradles accept wheel kits with 1/2" studs. Wheel kits sold separately.



ALL10130

Part No.	Description
Standard-Duty Cradles	
ALL10130	SB and BB Chevy
ALL10150	SB Mopar
Heavy-Duty Cradles	
ALL10132	SB and BB Chevy
ALL10152	SB Mopar



Standard-Duty Wheel Mount



Heavy-Duty Wheel Mount

Chevy Economy Engine Cradle ALL10171

Cradle is great for storing or transporting engines safely. Designed to fit small and big block Chevrolet engines, cradle is fully welded from 1" square tubing and powder coated black.



Does Not Accept Wheel Kits

SB/BB Chevy Engine Cradle ALL10172

A quality cradle for small block and big block Chevrolet engines. Casters included.




SB Chevy 2-Piece Engine Stand ALL10157

2-piece engine stand constructed from 1" x 2" steel tubing is specially designed to clear most oversized dry sump oil pans with up to a 9" deep sump. Stand includes six 3/8" x 1" grade 5 bolts and accepts wheel kits with 3/8" studs.



Sprint Engine Cradle ALL10159

Cradle bolts to most stock-type and aftermarket SB Chevy blocks, including narrow pattern lightweight and standard bell housing bolt patterns. Slotted front mounts accept most frame width engine mounts. Provisions for standard wheel kits are positioned to support complete engines with attached radiators.





Engine Lift Handles ALL10136

Need to move a spare motor when a cherry picker isn't the solution? These machined aluminum sure-grip handles will thread into any engine block or cylinder head with 3/8"-16 coarse thread holes. Sold as a set of 4.



Freeze Plug Driver Set ALL96482

Have problems installing freeze plugs? Use these plastic drivers for simple installation without damaging the plugs or the block. Three sizes per set: 1-1/2", 1-5/8", 1-3/4".



ALL96483 ALL96484 ALL96485

Part No.	Description
Individual Drivers	
ALL96483	1-1/2" Driver
ALL96484	1-5/8" Driver
ALL96485	1-3/4" Driver

Cam Bearing Installation Tool ALL96470

For installing cam bearings quickly and easily without damage. Shaft is steel; pilot and driver are aluminum.



Rod And Piston Holder ALL96478

Holder safely supports piston and connecting rod assemblies during engine teardowns or assembly. Slots are 4-3/4" long x 1-1/2" wide to accommodate most combinations. Holder measures 24" x 12" x 9-1/2" tall and can be disassembled for storage.



Rod Guide Tool ALL96480

Plastic tool slips over 3/8" or 7/16" rod bolts to aid piston installation and eliminate the chance of rod bolts hitting crank. A must for any engine builder's toolbox.



Part No.	Description
Related Component	
ALL96481	Rod Guide Tool Extensions 4.5", 1-Pair

Oil Filter Cutter ALL10538

Tool removes the outer shell of most spin-on style engine oil filters to inspect the filter material for contamination or debris.



Valve Spring Compressor ALL96490

Adjustable C-clamp style compressor will fit most heads including Hemi. Spring cup will fit stock springs up to 1.750" diameter and a "working window" to gain access to keepers that measures 1.100", which is too large for some small diameter spring/retainer combinations. Compressor has 9/16" hex for use with a wrench, ratchet or impact. This tool will handle spring pressures in excess of 1200 lbs. without slipping off.



TOOLS AND PIT EQUIPMENT

Feeler Gauges

Use in engine assembly to check connecting rod side clearance, piston ring end gap, spark plug gap, and valve lash. Gauges have metric and SAE sizing designations etched in each blade. Choose straight or angled sets.



Part No.	Description
ALL96420	Straight
ALL96421	Angled

Valve Lash Wrenches

Allstar valve lash wrenches save precious time and eliminate fumbling with two separate wrenches. Available for Jesel, T&D, and other poly-lock style rocker assemblies.



Part No.	Description
ALL96400	7/16" Box Wrench, 1/8" Allen Wrench, Jesel Assemblies
ALL96401	1/2" Box Wrench, 3/16" Allen Wrench, T&D Assemblies
ALL96402	9/16" Box Wrench, 3/16" and 7/32" Allen Wrenches, Stud Girdle Assemblies
ALL96403	5/8" Box Wrench, 3/16" and 7/32" Allen Wrenches, Poly Lock

Spark Plug Index Shims

Stackable shims index spark plugs at 30° intervals up to 360°, properly positioning ground strap in cylinder head for increased power and clearance between spark plug and piston. Shims are intended for use with 14mm flat-seat spark plugs only. Package of 24 shims contains 12 silver 60°, 12 black 90°, detailed instructions, and dial chart.



Part No.	Description
ALL96505	14mm Flat Seat
ALL96506	14mm Flat Seat, Small O.D. (All Pro)


Spark Plug Indexing Tool ALL96510



Indexing positions the ground strap of the spark plug properly for best piston dome clearance and unshrouds the electrode for a more even burn and possible gains of 5-15 horsepower. Works with flat-gasket or taper-seat 14mm spark plugs. Includes instructions.

Spark Plug Gap Tool ALL96515

Used to set consistent plug gap. Insert plug into holder, then put feeler gauge between ground strap and electrode. Gently turn knurled knob until feeler gauge is snug.



Spark Plug Gap Tool Kit ALL96516

Spark plug gap tool quickly and accurately gaps 14mm threaded spark plugs. Thread spark plug into tool, place the correct size feeler gauge beneath the ground strap then tighten knob to set plug gap. Includes 17 different feeler gauge sizes .010" through .035".





Port and Polish Kit

ALL11052

Kit includes an assortment of 60-, 80-, and 120-grit cartridge rolls for cleaning and modifying intake and exhaust ports to match gaskets, removing casting marks, and for smoothing out runners. Two 1/4" mandrels are included with each kit.



SB Chevy Crank Socket

Steel socket for rotating the crankshaft during engine assembly features a 1" hex and a 1/2" ratchet drive.



Compression Tester

Tester checks cylinder compression from 0 to 300 psi and features an air-hold valve to reset gauge. One-piece stepped brass end fitting with O-rings fits 14mm and 18mm spark plug threads. Easy-to-read 2-1/2" dial is encased in a metal housing surrounded by an anti-shock rubber cover. A quick-release coupler connects the included 12" flexible hose to the gauge.



Flexible Magnetic Pickup Tool

ALL14172

Flexible tool bends to multiple positions, extends up to 24", and has a magnetic end to quickly retrieve parts.



Telescoping Magnet

ALL14173

A strong (3-pound pull), telescoping magnet that will retrieve dropped tools or fasteners. Tool extends over 2 feet, and retracts to just 5" to fit in a shirt pocket.



Telescoping Mirror

ALL14174

A 1-1/4" multi-positional, telescoping mirror for inspecting hard-to-see areas or locating engine oil leaks. Mirror is 6-1/2" long and extends to over 19".



Allen Hafford

Stan Kalwasinski

TOOLS AND PIT EQUIPMENT

Steel Twelve-Point AN Wrenches

Steel twelve-point AN wrenches with rubber coated handles are commonly used in tight areas such as tightening of hose ends on dry sump oil pumps or fuel lines.



Part No.	Description
ALL11178	-8AN
ALL11179	-10AN
ALL11180	-12AN
ALL11181	-16AN

Tool Tray

ALL14170

Tool tray measures 12" x 18" x 3", with hooks on one side to fasten to racecar nose or sprint/midget front wing and 6" stands on the opposite side so tray will sit level. Tray has 16 holes for spark plug and nozzle holder use.



Adjustable Aluminum Fitting Wrenches

Eliminate the guesswork of which wrench is needed to tighten, remove or check steel braided hose fittings. Aluminum wrenches prevent damage to fitting and are available in two sizes: 8" for fittings up to a -10, and 10" for fittings up to -20.



Part No.	Description
ALL11152	8"
ALL11153	10"

Aluminum AN Fitting Wrench Set

ALL11100

Five-piece aluminum wrench set for use with aluminum AN-style, braided hose fittings manufactured by Aeroquip, Earl's, etc. Sizes included are -6, -8, -10, -12, and -16. Each wrench is finished in different color anodizing for easy identification. Also sold each.




Size	Part No.
Individual Wrenches	
-6AN	ALL11106
-8AN	ALL11108
-10AN	ALL11110
-12AN	ALL11112
-16AN	ALL11116
-20AN	ALL11118*

* -20AN wrench not included in set.

Double-Ended Aluminum AN Fitting Wrench Set

ALL11120

Wrenches make quick work of checking both halves of a fitting when the line is installed on the car. Won't mar fittings like steel wrenches. Wrenches are also sold individually.



Size	Hose Wrenches (Red)	Fitting Wrenches (Blue)
Individual Double-Ended Wrenches		
-4, -6	ALL11124	ALL11126
-8, -10	ALL11128	ALL11130
-12, -16	ALL11132	ALL11134



Nylon Wire Tie Wraps

Secure electrical wiring, gauge lines, and roll bar padding. 100 per bag. Nylon tie wraps are available in black, natural, red, blue, yellow, and purple nylon.

Part No.	Description	Part No.	Description
Black		Red	
ALL14120	3-3/4"	ALL14126	7-1/4"
ALL14122	6"	ALL14127	14-1/4"
ALL14123	7-1/4"	Blue	
ALL14124	11-1/4"	ALL14128	7-1/4"
ALL14125	14-1/4"	ALL14129	14-1/4"
Natural		Yellow	
ALL14130	3-3/4"	ALL14136	7-1/4"
ALL14132	6"	ALL14137	14-1/4"
ALL14133	7-1/4"	Purple	
ALL14134	11-1/4"	ALL14138	7-1/4"
ALL14135	14-1/4"	ALL14139	14-1/4"



Heavy-Duty Nylon Tie Wraps

Heavy-duty black nylon ties are ideal for emergency repairs and applications that require a secure attachment.

Part No.	Description
ALL14380	8", 25-Pack
ALL14381	14", 25-Pack
ALL14383	21", 10-Pack
ALL14385	36", 10-Pack



Nylon Flush-Fit Tie Wraps

Flush-fit ties have the excess portion of the tie exit in the same direction as the original tie, helping to eliminate the protruding sharp portion remaining as found in standard ties. Package of 100.

Part No.	Description
ALL14395	8" Long
ALL14396	11" Long



Nylon Tie Wraps with Mounting Holes

Built-in tab with mounting hole to easily secure wiring harnesses, hoses or cables to a panel with rivets or other fasteners. Package of 25.

Part No.	Description
ALL14390	8" with #10 Hole
ALL14391	11" with #10 Hole
ALL14392	14" with 1/4" Hole



Wire Tie Mounting Bases

Self-adhesive mounting bases provide a location for attaching standard wire ties to secure wiring, cables and hoses. Bases mount to clean flat surfaces and accept 75# and smaller wire ties. Package of 10.

Part No.	Description
ALL14116	3/4" x 3/4" Mounting Base
ALL14117	1-1/8" x 1-1/8" Mounting Base



TOOLS AND PIT EQUIPMENT

Allstar Apron ALL99962

Black cloth apron has pockets to keep tools close at hand. Reverse apron to place pockets on the inside when grinding tires. Adjustable strap allows one size to fit all.



Allstar Gloves

General-purpose gloves protect hands from everyday abuse in the shop or at the race-track. Lightweight, elastic-weave material with reinforced palm and fingers allows mobility and unrestricted use.

Part No.	Description
ALL99940	Medium
ALL99941	Large
ALL99942	X-Large



Deluxe Aluminum Mud Scraper ALL44165



Remove the stickiest mud and clay without damaging paint or decals. Lightweight and 32" long to reach wings, deck lids, and undercarriage. Use the convenient hole in end to hang scraper.

Pressurized Sprayers

Sprayers are great for applying bulk cleaners, degreasers, solvents, penetrating oils, and other lubricants. Sprayers have a capacity of 32 ounces. Versatile nozzle adjusts from mist to a stream.



Part No.	Description
ALL10516	Black
ALL10518	Chrome



Shawn Swim

Stan Kalwasinski



Racer's Tape

A hundred uses in the shop or at the track, this is true "Racer's Tape".



Part No.	Description
1" Wide x 90'	
ALL14140	Silver
ALL14141	Black
2" Wide x 180'	
ALL14150	Silver
ALL14151	White
ALL14152	Red
ALL14153	Black
ALL14154	Yellow
ALL14155	Blue

Part No.	Description
2" Wide x 180'	
ALL14156	Orange
ALL14157	Green
ALL14158	Burgundy
ALL14159	Purple
ALL14162	Teal
3" Wide x 180'	
ALL14142	White
ALL14143	Black

Gaffer's Tape

Vinyl-coated gaffer's tape has a dull appearance and is much stronger than standard racer tape.



Part No.	Description
2" Wide x 165'	
ALL14251	White
ALL14252	Red
ALL14253	Black
ALL14254	Yellow
ALL14255	Navy Blue
1" Wide x 150'	
ALL14245	Fluorescent Green
ALL14246	Fluorescent Pink
ALL14247	Fluorescent Orange
ALL14248	Fluorescent Yellow

Part No.	Description
2" Wide x 45'	
ALL14145	Fluorescent Green
ALL14146	Fluorescent Pink
ALL14147	Fluorescent Orange
ALL14148	Fluorescent Yellow
4" Wide x 165'	
ALL14261	White
ALL14263	Black



Non-Skid Tape

Heavy-duty, non-skid tape is long lasting and may be used in the race car, shop, or trailer. Tape will handle temperatures up to 220°F.

Part No.	Description
ALL14175	2" x 10'
ALL14165	4" x 10'



Black and White Checkered Tape ALL14149

Checkered tape has many uses such as signs, displays, race cars, trailers, etc. Rolls are 2" wide and 45' long.




TOOLS AND PIT EQUIPMENT

Tape Display Rack


ALL050

Two-tier rack's top row holds 180' rolls; the bottom holds 45' or 90' rolls. (Tape sold separately).



Reflective Tape

Reflective tape is weather and solvent-resistant for outdoor use on the side and rear of trailers. Can also be used on safety equipment, motorcycles, and large trucks. Material is manufactured with the correct required DOT certification markings. 6" Red/6" White pattern. Rolls are 2" wide x 50' long.



ALL14240

Part No.	Description
ALL14240	Triangle Pattern
ALL14242	Diamond Plate Pattern

Surface Guard Tape

Clear protective polyurethane tape can be applied directly over painted surfaces or decals to help prevent scratching, chipping, or other damage. Use on wheel well openings, rocker panels, headlight decals, door edges, or anywhere added protection may be required. Tape is 8 mil thick and provides excellent resistance to ultraviolet light. Will not yellow over time.



Part No.	Description
ALL14275	2" x 30'
ALL14276	3" x 30'
ALL14277	4" x 30'

Shipping Tape

Seal shipping boxes and boxes of spare parts.

Part No.	Description
ALL14160	Clear 2" x 330 Ft. Roll
ALL14161	Tan 2" x 330 Ft. Roll



Tape Gun ALL14163

Use with shipping tape.



Mini Stretch Wrap with Handle **NEW!**

Handheld stretch wrap dispenser has multiple uses around the shop or home including bundling parts together to keep organized, protecting items from damage, and wrapping up spare parts until needed. Wrap is an 80-gauge low-density polyethylene material measuring 3" wide x 1000 ft. long and features a high elastic characteristic to keep items tightly bound together.

Part No.	Description
ALL14230	Mini Stretch Wrap with Handle
ALL14232	Replacement Roll 3" x 1000'



Electrical Tape ALL14280

Protect electrical connections and secure wires. 3/4" x 60 ft. roll. UL approved.



Thread Sealant Tape ALL14282

PTFE tape seals threads on pipe connections. 1/2" x 21 ft. roll.





Rescue Tape [ALL14285](#)

Rescue tape is a self-fusing silicone repair tape with many uses including sealing plumbing and hoses, insulating wiring from up to 500°F of heat, sealing electrical connections, and providing extra grip on steering wheels and tool handles. Resists fuels, oils, solvents, and will not gum up or become sticky like most other tapes. Roll is 1" wide x 12' long x 20 mil thick.



Double-Sided Tape [ALL14288](#)

Double-sided tape is a suitable alternative for attaching panels or trim when standard mechanical fasteners are not an option. Tape is ideal for mounting items on trailer walls or attaching aluminum panels in enclosed trailers. Roll is 3/4" wide x 15 ft. long.



Scott Rags [ALL12005](#)

Multi-purpose cloth-like disposable towels are perfect for shop and trailer. 10" x 14" towels are packaged in a 200 ct. box with pop-up dispenser. Mount to shop or trailer wall with [ALL12220](#) or [ALL12240](#) holders.



Shop Towels [ALL12006](#)

Blue shop towels are much heavier than standard paper towels and work great for numerous tasks around the shop or track. Rolls contain 60 individually perforated 11" x 9-1/2" disposable sheets.



Shop Towel Roll Holder [ALL12219](#)

Aluminum shop towel holder is 11" wide to hold most standard size towel rolls. Two flip-over clips hold the towel rod in place for easy roll replacement and a weighted plate helps keep towels from unrolling when mounted to trailer or shop wall.



Towels

Soft, absorbent terry cloth towels can be used for polishing, wiping up spills or general detailing. Shop towels belong with every tool box as well as in the shop, garage, or trailer.



Part No.	Description
ALL12010	Red Shop Towels, 25-Pack
ALL12011	White Shop Towels, 25-Pack
ALL12012	White Terry Towels, 12-Pack

Microfiber Towels [ALL12008](#)


12" x 12" terry microfiber towels are great for polishing, cleaning and many other uses around the shop or when detailing a vehicle. Different color towels keep jobs separated and help eliminate cross-contamination between various polishes or cleaners. Package of 3.



TOOLS AND PIT EQUIPMENT

Oil Bottle Trays

Trays mount to shop or trailer wall and measure 4-1/2" deep making them perfectly sized to hold most quart oil containers. Trays are fabricated from 1/8" thick aluminum and feature a white powder-coated finish.



[ALL12265](#)

Part No.	Description
ALL12265	16" Long Tray
ALL12268	21" Long Tray

Aerosol Can Holders

Bolt to trailer or garage wall to hold cans up to 3" in diameter. Sturdy steel construction is pre-painted white.



Part No.	Description
ALL12200	Six Can Holder, 23" Long x 3-1/2" Deep x 5-1/2" Tall
ALL12201	Three Can Holder, 11-1-2" Long x 3-1/2" Deep x 5-1/2" Tall

Aerosol Can Tray [ALL12264](#)

Bolt aluminum can tray in multiple locations of shop or trailer walls to keep frequently used chemicals neatly organized and quickly accessible. Tray measures 16"L x 3-1/2"D with a 2-1/4" tall front lip.



Cordless Drill Holders

Secure to shop wall or trailer to keep frequently used cordless drills quick at hand! Holder is 6-1/2" wide and available in white or black.



Part No.	Description
ALL12202	White
ALL12203	Black

Push Broom Holder [ALL12204](#)

Stop tripping over the push broom! Handy bracket mounts to the shop or trailer wall to keep push brooms up off the floor. 9" wide steel bracket holds most standard push brooms or floor squeegees.

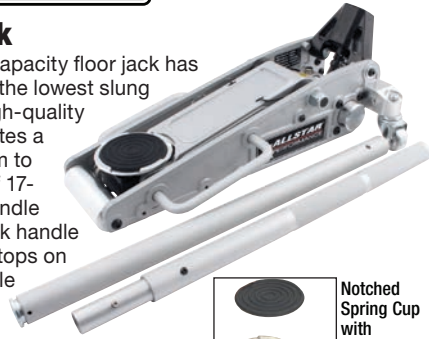




TOOLS AND PIT EQUIPMENT

Aluminum Pit Jack

Lightweight, 3,000-lb. capacity floor jack has a low profile to roll under the lowest slung race chassis. Made of high-quality aluminum, jack incorporates a patented hydraulic system to reach maximum height of 17-1/2". Large, two-piece handle has a spring detent to lock handle halves together. Built in stops on the jack prevent the handle from falling forward past the 12 o'clock position. Rolls easily on heavy-duty rear caster wheels. Optional dirt wing adapts jack for use in unpaved pits.



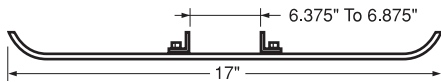

Notched Spring Cup with Removable Rubber Insert

Part No.	Description
ALL10422	3-Pump, Red
ALL10425	6-Pump, Silver

Dirt Wing for Pit Jack

ALL10426

Provides a sturdy base when using the pit jack on a dirt surface.



Quick-Change Jack Posts

Brackets bolt to quick-change rear end, providing a location to jack the car.



Part No.	Description
ALL68346	Steel
ALL68347	Aluminum

Ratcheting Tie-Down Straps

Tie-downs are great for securing vehicles and pit equipment during transport. 2" x 8' long straps have heavy-duty plated hardware and a ratchet designed to hold excess strap material as it is pulled through and wrapped up during tightening. ALL10196 has a built-in axle strap with protective sleeve for wrapping around a rear end housing or chassis and then back to itself. The working load limit is the maximum load a strap should be subjected to during normal use.

Part No.	Width	Length	Hook Type	Working Load Limit
ALL10184	2"	8'	Flat	1,660 lbs.
ALL10188	2"	8'	Direct	1,660 lbs.
ALL10192	2"	8'	Twist	1,660 lbs.
ALL10196	2"	8'	Twist	1,660 lbs.



ALL10184



ALL10188




ALL10192



ALL10196



Flat Hook



Direct Hook



Twist Hook

Jack Stands ALL10124

Jack stands with unitized frame will support three tons. The ratchet locking mechanism assures safe, positive height control. Adjustable from 11-5/8" to 16-1/2". Sold in pairs.



Stack Stands ALL10254

Support stands can be stacked together to conserve valuable space in the trailer or shop. Stands are 14" tall with a sturdy 12" x 15" base and rated at 3,000 lbs. each. Sold in pairs.



Race Car Tie-Down Package ALL10209

Includes two ALL10196 axle combo ratchet straps and two ALL10200 axle tie-back straps. Enough tie-downs to secure a car to any trailer.



ALL10196



ALL10200



TOOLS AND PIT EQUIPMENT

Axle Straps

Axle straps or winch straps work great for wrapping around the chassis or axle tubes when securing a vehicle to the trailer or when winching a vehicle. Adjustable protective sleeve can be positioned as needed to help prevent strap damage from sharp edges. The working load limit is the maximum load a strap should be subjected to during normal use.



Part No.	Width	Length	Hook Type	Working Load Limit
ALL10200	2"	24"-40" Adj.	Twist	1,660 Lbs.
ALL10203	2"	21"	Delta Ring	3,300 Lbs.
ALL10204	2"	21"	D-Ring	1,660 Lbs.
ALL10207	2"	33"	Delta Ring	3,300 Lbs.
ALL10208	2"	33"	D-Ring	1,660 Lbs.

Recessed D-Ring ALL10210

Heavy-duty recessed D-Ring.



D-Ring Backing Plate ALL60074

Backing plate strengthens and reinforces the mounting area of Allstar recessed D-rings. Plate may also be used as a template when installing D-rings and is bare steel allowing plate to be welded in place. 1/4" thick.



Ratchet Binders

Secure extra equipment in the trailer with these 1" wide binders made of heavy-duty nylon webbing. Easy, one-hand operation. Ratchet binders have a 1,000 lbs. rating.



Part No.	Description
ALL10180	Standard 8' Length
ALL10182	Heavy-Duty 16' Length

Track Mats

Mats fold for easy storage and are ideal for use on asphalt, dirt, in the pits, or on the garage floor. Vinyl covered pad measures 52" x 24" unfolded, 12" x 24" folded.

Part No.	Color
ALL10126	Black
ALL10127	Red
ALL10128	Blue



Moving Blanket ALL12013

All-purpose padded moving blanket is an ideal ground cover at the track, fender/seat cover or moving/storage pad. Quilted with bound edges. 72"x 80".



Chassis Dollies ALL10625

Steel chassis dollies allow a car or chassis to be moved around the shop easily and safely. Each dolly measures 30" across the top with high-density rubber pads and a single wheel brake to help prevent rolling. Dollies adjust from 13" to 19" high with a removable 1" block on one side for use on sprint cars with a raised rail chassis. Stands also collapse flat for storage in shop or trailer. Dollies are rated up to 2,000 lbs. per set and sold as a pair.




Wheel Wrench ALL10655

Sprint car wheel wrench features a removable sleeve adapter to fit heavy-duty and lightweight axles. Six-point socket fits 3" axle hex nuts. Black powder-coated aluminum construction.



Valve Core Tool ALL44030

Easily remove and install new valve cores. Base of handle has a machined pattern to aid with grip. Ergonomically designed and crafted from stainless steel. Measures 3" overall length.



Tire Durometer ALL44034

Easily check tire hardness. Includes storage pouch.





Aluminum Air Tanks

Lightweight aluminum tanks are portable, providing an easy way to air up tires. Welded tanks will not rust or corrode and are pressure tested to military specifications up to 300 PSI.

Part No.	Description
ALL10531	7" x 10" Horizontal Tank, 1-1/2 Gallon
ALL10532	7" x 24" Vertical Tank, 2-3/4 Gallon
ALL10530	9" x 11" Horizontal Tank, 2-3/4 Gallon
ALL10534	9" x 20" Horizontal Tank, 5 Gallon



ALL99340



ALL99341



ALL99342

Replacement Parts

ALL99340	0-200 PSI Gauge
ALL99341	Hose With Chuck
ALL99342	Brass Manifold

Tire Pressure Gauges, Glow-in-the-Dark

Tire pressure gauge has a glow-in-the-dark face. Swivel chuck rotates 360° on a 14" long rubber hose for easy placement on valve stems with leak-free operation. A rubber cover surrounds the gauge for added protection against drops and has a molded ribbed pattern for increased grip. Gauge also features a built-in pressure release valve for removing air in small amounts for precise pressure adjustments.



ALL44057

2-1/4" Diameter		4" Diameter	
Part No.	Description	Part No.	Description
ALL44056	0-15 PSI	ALL44046	0-15 PSI
ALL44057	0-30 PSI	ALL44047	0-30 PSI
ALL44058	0-60 PSI	ALL44048	0-60 PSI

Tire Gauge Holders

Secure holder to shop or trailer wall to keep tire gauge conveniently located. Aluminum holder works with most tire gauges and has wrap around sides to hold gauge in place.

Part No.	Description
ALL12259	Holds Gauges Up To 3-1/2" O.D.
ALL12260	Holds Gauges Up To 4" O.D.



Valve Stem Puller ALL44032



Puller threads onto valve stem and properly pulls rubber valve stems into place. Large rubber block protects expensive wheels and creates leverage when pulling.

TOOLS AND PIT EQUIPMENT

Stagger Gauge

ALL10116

Measures tire diameter and automatically converts it to circumference. Strong tubular gauge will not flex and provides accurate, consistent stagger measurements every time. Gauge measures from 65" to 115" in 1/4" increments.



Part No.	Description
ALL99044	Tape Decal

Tire Tape Measures

Ten-foot long tapes are ideal for measuring tire diameters and checking stagger.

Part No.	Description
ALL10111	Economy
ALL10112	Deluxe



ALL10111

ALL10112

Tire Crayons

Ideal for temporary tire marking. 1/2" x 4-5/8".

Part No.	Description
ALL12060	White
ALL12061	Yellow



Paint Markers

Long-lasting, weather, water, and UV-resistant markers work on glass, plastic, rubber, and metal. Durable fiber tip permits fine or bold lines. Perfect for indicating tire stagger. Quick-dry, lead-free paint.

Part No.	Description
ALL12050	Aluminum
ALL12051	Yellow
ALL12052	White
ALL12053	Red
ALL12054	Blue
ALL12055	Light Blue
ALL12056	Black
ALL12057	Orange



Tire Perforator Tool

ALL10550

Tire tool perforates tire surface for better traction. Steel roller is 2" wide with a series of 1/4" tall, straight pin rows. 5" wood handle. Use caution when handling and storing tool, pins are needle sharp.





TOOLS AND PIT EQUIPMENT

"All-In-One" Heated Tire Groovers

Self-contained groover has built-in temperature controls, eliminating the additional cord and separate control box common with other groovers. Don't let the small package fool you; this groover has the ability to cut small intricate grooves yet still handle removing material up to a 1/2". Tapered, razor-sharp blade grooves fast and easy. To operate, insert a single blade into groover, set blade height with a tire depth gauge and set the power level. Place the cutting edge against the tire surface and obtain instant heat by simply pulling back on the trigger. Groover features a Hi/Low toggle switch and a temperature control dial in the handle for setting desired heat level. "All-In-One" groover requires "All-In-One" blades; do not use standard groover blades with this groover.




Part No.	Description
ALL10770	110V Groover Includes 1 Each 4/32", 5/32", 6/32", 8/32" and 10/32" Flat Blades.
ALL10772	220V Groover (Intended for International Use) Power cord requires the attachment of a 220-volt, grounded, 3-prong plug (not included). Includes 1 Each 4/32", 5/32", 6/32", 8/32", and 10/32" Flat Blades.



Part No.	Description
ALL99300	Head Assembly
ALL99301	Head Rebuild Kit
ALL99302	Blade Clamps, 1-Pair
ALL99303	Clamp Nuts, 1-Pair
ALL99304	Clamp Screws, 1-Pair
ALL99305	Cradle Springs, 1-Pair
ALL99306	Slide Pads, 3-Pair
ALL99307	Hex Wrench

"All-In-One" Groover Blades, 12-Packs



Blade	Size	Flat Bottom Blades	Round Bottom Blades
#1	1/32"	—	ALL10790
#2	2/32"	—	ALL10791
#3	3/32"	ALL10780	ALL10792
#4	4/32"	ALL10781	ALL10793
#5	5/32"	ALL10782	ALL10794
#6	6/32"	ALL10783	ALL10795
#8	8/32"	ALL10784	ALL10796
#10	10/32"	ALL10785	ALL10797
#12	12/32"	ALL10786	ALL10798
#14	14/32"	ALL10787	—
#16	16/32"	ALL10788	—

Heated Tire Groovers

Groovers add extra traction in minutes. Tapered, razor-sharp blade grooves fast and easy. To operate, insert a blade into groover, set blade height with a tire depth gauge and set the power level. Triggerless activation by placing the cutting edge against the tire surface and apply pressure to activate rocker switch, built into head, creating instant heat.



Part No.	Description
ALL10260	110V Groover - Features a 4 Level Dial and a Hi/Low Switch Providing 8 Total Heat Settings Includes 2 Each 4/32", 6/32" 8/32" and 10/32" Flat Blades

Replacement Parts For ALL10260:	
ALL99303	Clamp Nuts, 1-Pair
ALL99304	Clamp Screws, 1-Pair
ALL99305	Cradle Springs, 1-Pair
ALL99306	Slide Pads, 3-Pair
ALL99307	Hex Wrench

Part No.	Description
ALL10590	220V Groover Features a 4 Level Dial and a Multi-Positional Dial for Fine-Tuned Heat Settings. Power Cord Requires the Attachment of a 220-Volt, Grounded, 3-Prong Plug (Not Included). Includes 2 Each 4/32", 6/32" 8/32", and 10/32" Flat Blades. International Use.

Replacement Parts For ALL10590:	
ALL99104	Tension Lever Kit
ALL99105	Head Assembly
ALL99106	Front Pads with Screws, 3-Pair
ALL99107	Rear Pads with Screws, 3-Pack
ALL99127	Head Blade Divider

All blades sold in packages of 12

Part No.	Description
Flat Bottom Blades	
ALL10271	#3 Flat, 3/32"
ALL10272	#4 Flat, 4/32"
ALL10273	#6 Flat, 6/32"
ALL10274	#8 Flat, 8/32"
ALL10275	#10 Flat, 10/32"
Round Bottom Blades	
ALL10267	#1 Round, 1/32"
ALL10268	#2 Round, 2/32"
ALL10269	#3 Round, 3/32"
ALL10276	#4 Round, 4/32"
ALL10277	#6 Round, 6/32"
ALL10278	#8 Round, 8/32"
ALL10279	#10 Round, 10/32"



Heavy-Duty Flat Bottom Blades

Twice as thick as standard blades for removing large amounts of material with less chance of blade damage. Commonly used in off-road racing.

Part No.	Description
ALL10580	#16 Flat, 16/32"
ALL10582	#20 Flat, 20/32"
ALL10584	#24 Flat, 24/32"
ALL10586	#32 Flat, 32/32"





TOOLS AND PIT EQUIPMENT

Heated Tire Siper

ALL10266


Sipe tires quickly and effortlessly while maintaining precise control. Siping can greatly improve traction by allowing the tire to reach and maintain optimum temperature. A locking lever and blade clamping screw secures up to 13 blades in the head assembly. Blades can be easily positioned up or down to desired cutting depth. A built-in blade rail holds blade strips in place while individual blades are snapped away. Tool heats in 10-15 minutes. 110V plug-in operation only.



Part No.	Description
Replacement Parts	
ALL99104	Tension Lever Kit
ALL99109	Heating Element

Siping Blades ALL99108

Siping blades are designed to work in ALL10266 Heated Tire Siper and ALL10540 8-Blade Siping Head. Four strips contain six individual break-away blades that are easily removed or separated using needle nose pliers. Package of 24 blades.



Tire Sipers

Get more sipes per swipe! 6-blade and 14-blade sipers quickly and precisely sipe tires for better traction. Units have adjustable sipe depth. Lightweight sipers use standard utility blades and are constructed for heavy-duty use.



Part No.	Description
ALL10265	6-Blade, Black (Push or Pull)
ALL10264	14-Blade, Red (Pull Only)

Multi-Blade Siping Head

ALL10540

Siping head converts standard two-blade pistol grip sipers into an eight-blade siper. Head holds up to eight individual break-away style blades that can be adjusted as needed for desired cutting depth. Head works with pistol grip and other heated sipers that accept a .400" round mandrel. Blades are sold separately.



Part No.	Description
Related Component	
ALL99108	Siping Blades, 24-Pack

Storage Tote ALL059

Durable storage tote has many uses around the shop or in the trailer. Store extra parts or keep parts from being damaged during storage. Great for organizing ratcheting tie-downs, specialty tools, such as tire groover, siper, and related tools. Totes also work well for storing chemicals and fluids to prevent spilling in cabinets. Interlocking lid design allows multiple totes to be securely stacked together. Inside dimensions are 20"L x 14"W x 12"H.



Bead Breakers

Convenient tool makes quick work of breaking down even the most stubborn tire beads. Durable steel construction with rubber hand grips. Standard and wide-jaw bead breakers are for use with most 15" wheels. The adjustable arm version ALL44028, allows bead breaker to be used on most 10", 13", or 15" wheels simply by changing the length of the arm. Wide-jaw bead breaker works well with soft sidewall tires helping prevent damage to sidewall. Clamp the hook and inside jaw against the rim, while maintaining slight pressure on the outside handle, press down on the inside handle using the outer jaws to separate the tire from the rim, moving around the rim as needed.



Part No.	Description
ALL10105	Standard-Jaw Bead Breaker
ALL44028	Standard-Jaw Bead Breaker with Adjustable Arm
ALL10106	Wide-Jaw Bead Breaker

Tire Spoons

Steel tire spoons help to mount and dismount tires after bead has been broken. Various sizes are available to work with most tire/wheel combinations. Small tool works well to fit inside tire during removal while rounded ends help prevent damage to tire and wheel.



Part No.	Description
ALL10103	24" Straight with Round End
ALL10104	16" Curved with Flat End
ALL44037	16" Curved with Round End
ALL44036	9" Curved with Round End

Toe Plates

Aluminum plates simplify setting of toe-in and toe-out. Plates fit against outside edges of tires. Using two tape measures (sold separately), measure the distance front and rear, between plates. The difference in tape readings is the toe setting. Deluxe plates have radius edges, slots for narrow and wide tape measures, and are 9" tall x 23" wide to work with vehicles with smaller wheel openings. Standard plates are 1/2" thick, 11" tall x 32" wide and work well for vehicles with larger wheels and wheel openings. Set of two plates.



Part No.	Description
ALL10117	Standard
ALL10119	Deluxe



16 Ft. Tape Measure [ALL10675](#)

16' x 3/4" blade has fractional markings every 1/8" for quick reference.



Suspension Tube Set-Up Tool [ALL10676](#)

Slide rule device quickly measures and duplicates suspension or steering tube distances with 1/2", 5/8", and 3/4" rod ends. Set-up tool has an engraved scale with 1/16" increments for durability and accuracy.



Rod End Centering Kit [ALL10672](#)

Compact inserts are placed into rod ends of suspension, steering or other tube assemblies to quickly measure and adjust on the workbench or other flat surface with any standard tape measure. Inserts can be used on assemblies with 1/4", 3/8", 1/2", 5/8", and 3/4" rod ends.



Ride Height Blocks

Chassis set-up blocks are adjustable in 1/4" increments. A quick-release pin holds block at desired height. Bottom surfaces of blocks are contoured to fit steel tubing or any flat surface and have magnets for holding block to chassis. Short blocks adjust 1.75"-4". Tall blocks adjust 3"-6". Package of 2.



Part No.	Description
ALL10720	Short
ALL10721	Tall

Ride Height Block Adapters [ALL10722](#)

Adapters replace the standard flat pad on Moose-style set-up blocks and are machined to cradle axle tubes during chassis set-up. Package of 2.




Live Axle Cradle Rollers [ALL10723](#)

Built-in rollers allow live axle rear-ends to rotate while on the cradles or when using the rear axle to rotate the engine to check or adjust the valve train. Package of two.



Quick-Change Oil Plug Sockets

Six-point sockets fit on a 1/2" drive ratchet to remove or install plugs on quick-change rear ends. Small socket fits plugs in most center sections and side bells. Large socket fits plug in Winters Ford 9" housings. Not recommended for high-torque applications.



Part No.	Description
ALL11160	Small, 1-3/8", Blue Anodized
ALL11161	Large, 1-7/8", Red Anodized

Bench Yoke [ALL11360](#)

Bench yoke mounts to a workbench to hold transmissions, rear ends, differentials, and many other items for assembly or servicing. Yoke rotates 360° and features two 10" long pivoting arms that are 1" wide by 1/2" thick. Tool is unpainted so it can be modified as needed.



TOOLS AND PIT EQUIPMENT

Quick-Change Gear Totes

Durable plastic quick-change gear tote organizes extra gear sets and keeps them clean. Lid snaps shut to hold gears in place. 8"L x 5"W x 2"H.

Description	Single	10-Pack
White	ALL14350	ALL14350-10
Black	ALL14351	ALL14351-10
Yellow 6-Spline (Midget) Gear Set	ALL14352	ALL14352-10



Gear Tote Tray [ALL12269](#)

Neatly organize up to 10 quick change gear tote boxes vertically. Tray is 21"L x 5-1/2"D with a 4" tall front edge making them perfectly sized for Allstar gear tote boxes.



Quick-Change Gear Case [ALL14355](#)

Sturdy composite storage case protects and holds up to 8 sets of quick-change gears. Case has molded-in carrying handles and metal hinges. 5" x 8" x 15-1/2" overall when closed.



Drain Pan [ALL40112](#)

Round drain pan has molded-in handles and pour spout. 13-1/2" x 11" x 4", 7-quart capacity.



Quick-Change Drain Pan [ALL14166](#)

Aluminum drain pan is handy when changing quick-change gears. Built-in perforated shelf holds gears and allows lube to drain into pan. Pan is 10-1/4"W x 12"L x 3-3/4"D.



Foam Mud Plugs

An economical way to prevent mud build-up inside racing wheels. Foam discs, in 5" and 3" thicknesses, install quickly and easily in 15" diameter wheels. Allstar logo is imprinted on one side. Sold each.

Part No.	Description
5" Mud Plugs	
ALL44150	Black
ALL44151	Red
ALL44152	Blue
ALL44153	Orange
ALL44154	Yellow
ALL44155	Purple
3" Mud Plugs	
ALL44190	Black
ALL44191	Red
ALL44192	Blue
ALL44193	Orange
ALL44194	Yellow
ALL44195	Purple



Titanium Fastener Kit for Bead Lock [ALL17000](#)

Kit includes 16 pieces of 5/16"-18 x 1-1/4" long bolts to reduce rotating weight over standard fasteners. These bolts fit all wheels. Fasteners weigh a total of 130 grams.





Tire Durometer [ALL44034](#)

Easily check tire hardness. Includes storage pouch.



Wheel Wrench [ALL10655](#)

Sprint car wheel wrench features a removable sleeve adapter to fit heavy-duty and lightweight axles. Six-point socket fits 3" axle hex nuts. Black powder-coated aluminum construction.

Universal Wheel Covers

Wheel covers feature a reinforced quick-turn fastener slot which allows the same cover to fit a variety of bead lock wheels including Weld. Bolt-in rings are also available to fit non-bead lock wheels for attaching covers.

Part No.	Description
ALL44230	Black
ALL44231	White
ALL44232	Red
ALL44233	Blue
ALL44235	Yellow
ALL44236	Orange
ALL44237	Silver
ALL44238	Neon Yellow
ALL44239	Neon Green
ALL44240	Neon Pink
Related Parts	
ALL44228	Steel Round Style Wheel Ring
ALL44229	Steel Flat Style Wheel Ring
ALL44179	Aluminum Flat Style Wheel Ring



Wheel Cover Retaining Ring [ALL44179](#)

Aluminum ring secures to the inside of most 15" steel and aluminum racing wheels providing a mounting point for covers with a Weld wheel cover mounting pattern. Most commonly used with [ALL44168](#) cover.



3-Fastener Bolt-On Universal Plastic Wheel Cover [ALL44242](#)

High-impact plastic wheel cover features three 1/4"-20 fasteners for secure bolt-on mounting, eliminating the struggle associated with aligning quick-turn fasteners during wheel cover installation. Slotted mounting holes allow the same cover to fit a variety of wheels including Weld, Bassett, and Aero. Easily convert beadlock wheels with quick-turn fasteners to a bolt-on style using the appropriate bolt-on conversion kit. Wheel rings are also available to fit non-bead lock wheels for attaching covers.



Sprint Wheel Cover Bolt Kits

Kit includes 5/16"-28 bolts, 1-3/8" spread aluminum insert plates with steel threaded inserts, E-clips to keep bolts on the wheel cover, and rivets. Package of 3.



Part No.	Description
ALL44265	Stainless Steel
ALL44266	Titanium

TOOLS AND PIT EQUIPMENT

Tire Sander [ALL44185](#)

Extend the life of used tires by removing a thin, hardened layer of rubber. Heavy-duty 7" Milwaukee sander with 2.25 HP/13 amp motor, has a 0-6000 adjustable RPM range to compensate for varying tire hardness and features a 10 ft. detachable cord. Backing pad and discs are sold separately.



Part No.	Description
ALL44184	Filter for Tire Sander
ALL99134	Replacement 10' Cord for ALL44185 Tire Sander



[ALL44184](#)

7" Backing Pad (Hard) [ALL44186](#)

7" backing pad works with [ALL44187](#), 7" sanding discs and attaches to [ALL44185](#) tire sander.



7" Sanding Discs [ALL44187](#)

36-grit discs are 7" round and secure to [ALL44186](#) backing pad. Package of 5.




8" Backing Pad (Soft) [ALL44188](#)

8" backing pad works with 8" sanding discs and attaches to [ALL44185](#) tire sander.



8" Sanding Discs

Sanding discs are for use with the [ALL44188](#) Backing Pad which features a hook-and-loop style backing for easy installation and removal. Discs are sold in a package of 5 and are rated up to 6000 RPM.



Part No.	Description
ALL44198	24 Grit
ALL44189	36 Grit

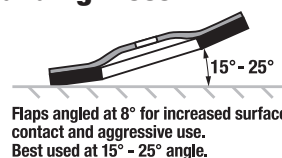
Twist-Lock Backing Pad [ALL12100](#)

Twist-lock backing pad accepts 2" twist-lock style cleaning or sanding discs and features a 1/4" arbor to work with most drills or 90° die grinders. Pad is rated up to 30,000 rpm.



Flap Wheel Sanding Discs

Flap discs for 4-1/2" grinders with a 7/8" arbor quickly remove rust and other coatings from a variety of metal, stainless, and steel surfaces. Ideal for grinding welds or preparing materials for welding. Sold each.




Part No.	Description
ALL12121	60 Grit
ALL12122	80 Grit
ALL12123	120 Grit



TOOLS AND PIT EQUIPMENT

Tire Grinding Discs

Grind off the hardened outer "skin" on used dirt track tires and create round, aggressive sipes to increase traction. Use caution when handling and storing nail head discs; pins are needle sharp.



ALL44180 Part No. ALL44181 Description ALL44182 Diameter ALL44183 Arbor Hole ALL44196

Part No.	Description	Diameter	Arbor Hole
ALL44180	Rounded Disc, 23 Grit	4"	5/8"
ALL44181	Flat Disc, 23 Grit	4"	5/8"
ALL44182	Rounded Disc, 16 Grit	7"	7/8"
ALL44183	Nail Head Disc	7"	7/8"
ALL44196	Nail Head Disc	8"	5/8"

SAFETY NOTE: To prevent bodily injury the tire must be mounted on the car or secured in a tire holder. Eye and hand protection is required.

Twist-Lock Cleaning Discs

2" O.D. twist-lock discs are great for cleaning gasket material or paint from parts and surfaces. Use with ALL12100 twist-lock backing pad (sold separately). Package of 5.




Part No. Description

ALL12101	Coarse
ALL12102	Medium
ALL12103	Fine

Related Part	
ALL12100	Twist-Lock Backing Pad for 2" Discs

Twist-Lock Sanding Discs

2" O.D. sanding discs are great for sanding a variety of parts and surfaces. Use with ALL12100 twist-lock backing pad (sold separately). Package of 10.



Part No. Description

ALL12105	60 Grit
ALL12106	80 Grit
ALL12107	120 Grit

Related Part

ALL12100	Twist-Lock Backing Pad for 2" Discs
----------	-------------------------------------

Emery Cloth Rolls

1" wide emery cloth is perfect for many uses around the shop and trailer including cleaning, deburring, and polishing. 150' box.



Part No. Description

ALL12130	60 Grit
ALL12131	120 Grit
ALL12132	180 Grit

WHEEL AND TIRES ACCESSORIES

Weld Style Plastic Wheel Cover

ALL44168

High-impact plastic wheel cover secures to Weld beadlock wheels or non-beadlock wheels equipped with a retaining ring. Covers include mounting fasteners.

Part No. Description

Replacement Components	
ALL44179	Retainer Ring for Weld Style Cover
ALL99165	Fasteners for Wheel Covers, 3-Pack



Aluminum Wheel Covers

Prevent mud and dirt build up in outer wheel shell. Covers fasten quickly with three quick-turn fasteners. Covers fit beadlock wheels only and are sold each.

Part No. Description

ALL44175	Aero
ALL44176	Bassett/Weld

Related Components

ALL99165	Replacement Fasteners, 3-Pack
----------	-------------------------------



ALL44175

Brass Valve Stems

Brass bolt-in valve stem resists cutting during contact. Sold each.

Part No. Description

ALL44134	Brass Valve Stem. Fits .625" Hole
ALL44135	Chrome Plated Brass Valve Stem, Fits .453" or .625" Hole

Replacement Components

ALL99150	Valve Core, 10-pack
ALL99151	Valve Stem Caps, 10-Pack



ALL44134

Snap-In Rubber Valve Stems

Economical rubber valve stems pull through wheel for easy installation. Large stem for 5/8" hole is the most popular size valve stem used in racing wheels. Smaller stem for .453" hole is commonly found in stock steel and utility vehicle wheels.

Part No. Description

ALL44136	Stem for 5/8" (.625") Hole, 4-Pack
ALL44136-50	Stem for 5/8" (.625") Hole, 50-Pack
ALL44139	Stem for .453" Hole, 4-Pack





WHEEL AND TIRES ACCESSORIES

Flush Mount Valve Stem Kit ALL44137

Steel valve stem mounts in standard location and remains flush with the outside of the wheel. Retaining nut attaches from the inside of wheel. Includes extension filler tube and dust cap. Fits 1/2" valve stem hole. Package of 4.



Part No.	Description
Replacement Component	
ALL44138	Replacement Filler Tube

Valve Stem Puller ALL44032

Puller threads onto valve stem and properly pulls rubber valve stems into place. Large rubber block protects expensive wheels and creates leverage when pulling.



Valve Core Tool ALL44030

Easily remove and install new valve cores. Base of handle has a machined pattern to aid with grip. Ergonomically designed and crafted from stainless steel. Measures 3" overall length.




Schrader Valves ALL44065

Inflating tires through quick disconnects mounted in rim eliminates an extra valve stem. Valves work with Allstar Performance center reliefs and other popular plastic or aluminum quick disconnect fittings. Sold in pairs.



0-30 lb. Tire Relief Pre-Setter Gauge ALL44080

An accurate method for presetting tire reliefs. A constant flow of air to the relief duplicates the air pressure against the relief in the tire. Just attach air chuck to one end of the gauge and the relief valve hose to the other end. 0-30 PSI gauge can be recalibrated to zero if dropped.



Wheel Disconnects

Fit 5/8" dia. valve stem hole for use with center reliefs and Schrader (Fill) valve (ALL44065).

Part No.	Description
ALL44060	Plastic, 4-Pack
ALL44061	Plastic, Each
ALL44062	Aluminum, 4-Pack
ALL44063	Aluminum, Each
Replacement Parts	
ALL44066	Sealing Washer, 4-Pack
ALL44067	Grommet, 4-Pack



APPAREL

Allstar Hats

Hats have Allstar logo embroidered on the front and an adjustable headband.

Part No.	Description
ALL99951	Black
ALL99957	Black with Mesh Back
ALL99959	Black with White Mesh Back



Allstar Lightweight Jacket ALL99914

Black jacket has a small Allstar logo on front left chest area. Specify size when ordering (L, XL, XXL, XXXL).



Allstar T-Shirts

T-shirts have a large Allstar logo on the back and a small logo on the front left chest. Available in black, red, gray, or charcoal. Specify size when ordering (YM*, YL*, S, M, L, XL, XXL, XXXL).

Part No.	Description
ALL99902	Black
ALL99904	Red
ALL99906	Gray
ALL99907	Charcoal



Allstar Ladies Vintage T-Shirts

Available in burgundy, charcoal, or navy. Specify size when ordering (S, M, L, XL, XXL).

Part No.	Description
ALL99920	Burgundy
ALL99921	Charcoal
ALL99922	Navy



Allstar Circle Track T-Shirts ALL99901

Dark gray t-shirts have a circle track theme and Allstar logos on front and back. Specify size when ordering (S, L, XL, XXL, XXXL).



Allstar Full-Zip Hoodie ALL99917

Charcoal full zipper-style hoodie features a small Allstar logo on left chest and is made from a 50/50 blend of soft spun cotton and poly fleece. Specify size when ordering (S, M, L, XL, XXL, XXXL).



Allstar Hoodie ALL99916

Allstar hoodie features a two-color design and is 100% polyester for a wrinkle-free look. Specify size when ordering (S, M, L, XL, XXL, XXXL).



AN Adapters AN Union

Part No.	AN Size
AAA81503	-3
AAA81504	-4
AAA81506	-6
AAA81508	-8
AAA81510	-10



AN 90° Union

Part No.	AN Size
AAA82103	-3
AAA82106	-6
AAA82108	-8



AN Tee

Part No.	AN Size
AAA82403	-3
AAA82406	-6
AAA82408	-8



AN Union Reducer

Part No.	AN Size	AN Size
AAA91902	-4	-3
AAA91906	-6	-4
AAA91912	-8	-6
AAA91914	-10	-6
AAA91915	-10	-8



Flare Seat Reducer

Part No.	Female Size	Male Size
AAA9500403	-4	-3
AAA9500604	-6	-4
AAA9500806	-8	-6
AAA9501008	-10	-8
AAA9501208	-12	-8
AAA9501210	-12	-10
AAA9501612	-16	-12



Female Swivel Coupler

Part No.	AN Size
AAACPL03	-3
AAACPL04	-4
AAACPL06	-6
AAACPL08	-8
AAACPL10	-10
AAACPL12	-12




Female-to-Male Swivel Coupler

Part No.	AN Size
45°	
AAACPL82303	-3
AAACPL82308	-8
AAACPL82312	-12
AAACPL82316	-16
90°	
AAACPL903	-3
AAACPL904	-4
AAACPL906	-6
AAACPL908	-8
AAACPL912	-12




Tee Coupler with Swivel on Run

Part No.	AN Size
AAACPL82603	-3
AAACPL82604	-4
AAACPL82606	-6
AAACPL82608	-8



Tee Coupler with Swivel on Leg

Part No.	AN Size
AAACPL82403	-3
AAACPL82406	-6



Straight Bulkhead

Part No.	AN Size
AAA83203	-3
AAA83208	-8
AAA83210	-10



90° Bulkhead

Part No.	AN Size
AAA83303	-3
AAA83306	-6



Bulkhead Tee on Leg

Part No.	AN Size
AAA83403	-3



Bulkhead Nut

Part No.	AN Size	Qty.
AAA92403*	-3	2
AAA92408	-8	1
AAA92410	-10	1

* 2 pack.



Nylon Washers

Part No.	AN Size	Qty.
AAA250406	-6	2
AAA250408	-8	2
AAA250410	-10	2
AAA250412	-12	1



AN Caps

Part No.	AN Size
AAA92903	-3
AAA92904	-4
AAA92906	-6
AAA92908	-8
AAA92910	-10
AAA92912	-12



AN Port Plugs

Part No.	AN Size
AAA81406	-6
AAA81408	-8
AAA81410	-10
AAA81412	-12
AAA81416	-16



Hard Line Adapters Tube Nut

Part No.	AN Size	Qty.
AAA81804	-4	10
AAA81806	-6	5



Fyre Jacket

Part No.	ID	Fits Hose	Length
AAA290625	5/8"	-6	36"
AAA290750	3/4"	-8	36"
AAA291100	1"	-12	36"

NPT Adapters Female Tee

Part No.	NPT Size
AAA91702	1/4"



Male Coupler

Part No.	NPT Size
AAA91101	1/8"
AAA91102	1/4"
AAA91103	3/8"
AAA91104	1/2"



Plug

Part No.	NPT Size
AAA93202	1/8"
AAA93203	1/4"
AAA93204	3/8"
AAA93205	1/2"
AAA93206	3/4"
AAA93207	1"



Brake Adapters AN Male-to-Male Crush Washer Seat

Part No.	AN Size	Thread	Style
AAA1050026	-3AN	10 x 1.5mm	C.W.



AN Male-to-Male Inverted Flare

Part No.	AN Size	Thread	Style
AAA1032403	-3AN	3/8"-24	I.F.
AAA1071603	-3AN	7/16"-24	I.F.
AAA1072003	-3AN	7/16"-20	I.F.



AN Male-to-Female Inverted Flare

Part No.	AN Size	Thread
Inverted Flare		
AAAFM101003	-3AN	10 x 1.0mm
AAAFM103243	-3AN	3/8"-24
AAAFM107163	-3AN	7/16"-24



Miscellaneous Brake Adapters

Part No.	Description
AAA99210	Banjo Washer, 3/8"/10mm, 2 Pcs.
AAAG105A	Brake Line Tee Adapter, -3AN x 3/8"-24, 7/16" Locator
AAAST81503	Steel Union, -3AN
AAAST81603	Straight AN to NPT Steel Adapter, -3AN x 1/8" NPT
AAAST81604	Straight AN to NPT Steel Adapter, -4AN x 1/8" NPT
AAAST81803	Steel Tube Nut, -3AN, 10-Pack
AAAST82203	90° AN to NPT Steel Adapter, -3AN x 1/8" NPT
AAAST82303	45° AN to NPT Steel Adapter, -3AN x 1/8" NPT
AAAST83203	Steel Bulkhead Union, -3AN
AAAST83403	Steel Bulkhead Tee on Leg, -3AN



AN to NPT Adapters



Part No.	AN Size	NPT Size	Part No.	AN Size	NPT Size
Straight			Straight		
AAA81603	-3	1/8"	AAA81608	-8	3/8"
AAA81604	-4	1/8"	AAA81688	-8	1/2"
AAA81644	-4	1/4"	AAA81611	-10	3/8"
AAA81662	-6	1/8"	AAA81610	-10	1/2"
AAA81606	-6	1/4"	AAA81609	-10	3/4"
AAA81666	-6	3/8"	AAA81613	-12	1/2"
AAA81668	-6	1/2"	AAA81615	-16	3/4"
AAA81607	-8	1/4"			



Part No.	AN Size	NPT Size	Part No.	AN Size	NPT Size
45°			45°		
AAA82303	-3	1/8"	AAA82307	-8	1/4"
AAA82304	-4	1/8"	AAA82308	-8	3/8"
AAA82306	-6	1/4"	AAA82309	-8	1/2"
AAA82366	-6	3/8"	AAA82310	-10	1/2"
AAA82368	-6	1/2"			



Part No.	AN Size	NPT Size	Part No.	AN Size	NPT Size
90°			90°		
AAA82203	-3	1/8"	AAA82208	-8	3/8"
AAA82204	-4	1/8"	AAA82208-12	-8	3/4"
AAA82206	-6	1/4"	AAA82288	-8	1/2"
AAA82266	-6	3/8"	AAA82209	-10	3/8"
AAA82268	-6	1/2"	AAA82210	-10	1/2"
AAA82207	-8	1/4"	AAA82211	-10	3/4"

200 Series Swivel Hose Ends

Reusable aluminum hose swivel design offers 360° of adjustment and the single nipple provides superior sealing. "Smooth-bend" technology promotes exceptional flow and performance.

Hose Size	
Straight	
-4	AAA00004
-6	AAA00006
-8	AAA00008
-10	AAA00010
-12	AAA00012
-16	AAA00016
45°	
-4	AAA04504
-6	AAA04506
-8	AAA04508
-10	AAA04510
-12	AAA04512
-16	AAA04516
60°	
-12	AAA06012
90°	
-6	AAA09006
-8	AAA09008
-10	AAA09010
-12	AAA09012
-16	AAA09016
120°	
-6	AAA01206
-10	AAA01210
-12	AAA01212
150°	
-8	AAA01508
-12	AAA01512
180°	
-6	AAA01806
-8	AAA01808



A-1 RACING PRODUCTS

2-1/2" Coil-Over Kits

Made of aluminum, these kits have slotted tops and are available for Carrera/QA1, Koni, Pro-Shock, Bilstein, and others.



Part No.	Description
AAA12420	Pro Shock 5"
AAA12425	Pro Shock 7"
AAA12432	Koni 5" 30 Series
AAA12433	Koni 7" 30 Series
AAA12435	Bilstein 5" Series
AAA12436	Bilstein 7"

Replacement Components

AAA12450	5" Aluminum Sleeve, Carrera/QA1, Pro
AAA12455	7" Aluminum Sleeve, Carrera/QA1, Pro
AAA12460	Aluminum Adjusting Nut
AAA12495	Snap Ring

Rod End Bushings

Bushings reduce the diameter of the mounting hole for rod end bolt. Sold individually.




Part No.	Size
AAA10460	1/2" to 3/8"
AAA10465	5/8" to 1/2"
AAA10470	3/4" to 1/2"
AAA10475	3/4" to 5/8"



Carburetor Kits

AED carburetor kits, available in two versions, are ideal for rebuilding Holley 2300, 4150, and 4160-series carburetors. Ultimate Performance Kits include all float bowl, metering block, and miscellaneous gaskets, accelerator pump diaphragms, needle and seat assemblies, and small parts necessary to rebuild carburetor. Pro-Series Kits contain all Ultimate Performance Kit parts along with new bowl and carb screws as well as other small components to make carburetor run and look like new.

Application	Ultimate Performance Kit	Pro-Series Kit
Holley 390-950 CFM 4bbl., Double Pumper	AED4150	AED41501
Holley 390-950 CFM 4bbl., Double Pumper/Alcohol	AED4150A	—



Extreme 9000 Ceramic Wire

Ferro-Spiral 8mm wire is the cure for burned spark plug wire boots. Ideal for applications where header-to-spark plug wire clearance is a concern, wire sets use ceramic boots that can withstand heat up to 2,000°F of heat. Sets are constructed using 500 Ohms/ft. spiral core wire that delivers maximum spark energy, while also providing the highest levels of RFI/EMI suppression. Universal V8 wire sets, with choice of straight or 90° spark plug boots, include boots and terminals for male and female tower distributor caps.



Part No.	Description
ACL9001C	Universal 90° Wire Set
ACL9020C	SB Chevy Custom Wire Set, HEI, 90° Spark Plug Boots

8.8mm 300+ Race Wire

Ultra-low resistance wires deliver more spark current to the plugs. A much larger conductor is spiral wound around the core, effectively reducing internal resistance for a 325% increase in current flow.



Part No.	Description
	Universal 90° without HEI
ACL7050	SBC With HEI, Wires under Exhaust
Custom Tailored Race Applications with Pro Sleeve	
ACL7004	SBC with HEI, over Valve Covers

Copper Core Spark Plugs

High-performance Copper Core spark plugs provide a hotter spark and faster burn rate for increased horsepower at high RPM's. One-piece construction plugs feature a conventional ground electrode and a Purified Alumina insulator to improve throttle response and fuel economy while preventing arcing and misfires. Precision, machine-rolled threads offer superior thread engagement and protect cylinder heads. Sold as a four-pack only.



Please see page 525 for applications.



Xtreme Piston Ring Compressors

Tapered-ring compressors ease piston installation and eliminate ring breakage. Compressors are machined from 6061-T6 aluminum, heat-treated, hard-anodized, and available in a variety of bore sizes.



Part No.	Bore Dia.	Part No.	Bore Dia.
ACXAC-RC3875	3.875"	ACXAC-RC4060	4.060"
ACXAC-RC3905	3.905"	ACXAC-RC4090	4.090"
ACXAC-RC4000	4.000"	ACXAC-RC4125	4.125"
ACXAC-RC4020	4.020"	ACXAC-RC4145	4.145"
ACXAC-RC4030	4.030"	ACXAC-RC4155	4.155"
ACXAC-RC4040	4.040"	ACXAC-RC4165	4.165"

Xtreme Assembly Oil

ACXAC-9900

Engineered to lubricate cylinders, pistons, and piston rings during the engine assembly process. Xtreme assembly oil prevents piston scuffing and promotes piston ring seating during the critical break-in period. Sold in a 16-oz. bottle.





Race Series Engine Bearings

Race Series 3/4-groove main bearings improve connecting rod oiling and load capacity. Bearings lack flash plating and have larger chamfers for large crank fillets. Rod bearings have hardened steel backings for improved crush under high load and improved overlays for increased strength. A "D" suffix indicates dowel pin holes; "X" indicates .001" added clearance. "A" aluminum silicon and stock replacement "P" series bearings are also available. Specify size (Standard, .001", .010", .020", etc.).



Engine	H Series	HD Series	HX Series	HXD Series	A Series
Chevy					
1967-02 Small Block 262, 265, 267, 302, 305, 307, 327, 350 Large Journal					
Rod Bearings	AEB8B663H	AEB8B663HD	AEB8B663HX	AEB8B663HDX	AEB8B663A
Rod Bearings, 1.889" Honda	AEB8B1663H	—	AEB8B1663HX	—	—
Main Bearings	AEB5M909H	—	AEB5M909HX	—	AEB5M909A
1955-67 Small Block 265, 283, 302, 327 Small Journal					
Rod Bearings	AEB8B745H	AEB8B745HD	AEB8B745HX	AEB8B745HDX	—
1970-80 Small Block 400					
Rod Bearings	—	—	AEB8B663HX	AEB8B663HDX	AEB8B663A
Main Bearings	AEB5M1038H	—	AEB5M1038HX	—	—

Note: All rod bearings are sold in sets of 8.

Camshaft Bearings

Part No.	Description
Chevy	
AEB5C3349C-STD	1964-02 Small Block
AEB5C3346C-STD	Small Block Bow Tie, 1.999"-2.001" Housing Bores



Steel Body 74 Series IMCA Legal Shock Absorbers

Steel 74 Series mono-tube shock absorbers use smaller, 1/2" (12.7mm) shafts that provide a 36% reduction in rod force and pressure gain when compared to 5/8" (15.875mm) shaft shocks, resulting in less rod pressure gain, improved driver feel, and better grip. Ideal for fast or rough tracks, IMCA-legal steel-bodied shocks are rebuildable, serviceable, and revalvable. Shocks are grooved for coil-over hardware.

Part No.	Stroke	Valving	Compressed Length	Extended Length
AFC74-7-3-6	7"	3C-6R	12.95"	18.85"
AFC74-7-3-7	7"	3C-7R	12.95"	18.85"
AFC74-7-3-8	7"	3C-8R	12.95"	18.85"
AFC74-7-4-4	7"	4C-4R	12.95"	18.85"
AFC74-7-4-6	7"	4C-6R	12.95"	18.85"
AFC74-7-5-3	7"	5C-3R	12.95"	18.85"
AFC74-7-5-5	7"	5C-5R	12.95"	18.85"
AFC74-9-3-4	9"	3C-4R	14.95"	22.85"
AFC74-9-3-5	9"	3C-5R	14.95"	22.85"
AFC74-9-4-4	9"	4C-4R	14.95"	22.85"
AFC74-9-6-3	9"	6C-3R	14.95"	22.85"
AFC74-9-7-2	9"	7C-2R	14.95"	22.85"
AFC74-9-8-2	9"	8C-2R	14.95"	22.85"
AFC74-9-9-2	9"	9C-2R	14.95"	22.85"



Mono-Tube Gas Shock Inflation Gauge Assembly AFC20109

Required for filling gas into AFCO mono-tube gas shock absorbers.



Aluminum 52 Series Quarter Midget Shock AFC523-30-20-0

New and improved, QM shock features multiple upgrades. VRT technology helps enhance driver feel and reduce fatigue. Near zero drag sealing system offers improved weight transfer and driver smoothness, while reduced hysteresis provides consistent seat-of-the-pants feedback to drivers. Short cone-design shock features 3 compression/2 rebound valving.



TECH TIP

Split Valve Shocks

In AFCO part numbers, split valve shocks are separated by a dash (compression-rebound). Example: AFC1573-5 shock has a compression of 3 and a rebound of 5.



Steel Body Twin Tube Shock Absorbers

Steel-body, twin-tube shocks fit dirt modifieds with swing arm or 4-link suspensions. Shocks are offered in small or big-body designs.

Part No.	Stroke	Valving	Comp. Length	Extended Length
10 Series				
Non-Adjustable Big Body (2.02" OD)				
AFC1074	7"	4	12.75"	19.50"
AFC1074-6	7"	4-6	12.75"	19.50"
AFC1074-8	7"	4-8	12.75"	19.50"
AFC1074-12 *	7"	12	12.75"	19.50"
AFC1075	7"	5	12.75"	19.50"
AFC1075-3	7"	5-3	12.75"	19.50"
AFC1075-9	7"	5-9	12.75"	19.50"
AFC1093-5	9"	3-5	14.75"	23.50"
AFC1094	9"	4	14.75"	23.50"
AFC1095	9"	5	14.75"	23.50"
15 Series				
Non-Adjustable Small Body (1.64" OD)				
AFC1563	6"	3	11.50"	17.50"
AFC1564	6"	4	11.50"	17.50"
AFC1573-5	7"	3-5	12.70"	19.70"
AFC1575	7"	5	12.70"	19.70"
AFC1575-3	7"	5-3	12.70"	19.70"

* Very stiff rebound.



R-Series Aluminum Body Shock Absorbers

Twin-tube, fixed-valve shocks are dyno tested, rebuildable, and revalvable.

Part No.	Stroke	Valving	Compressed Length	Extended Length
A. Aluminum Threaded Body				
AFC1373T	7"	3	13.00"	20.00"
AFC1373-5T	7"	3/5	13.00"	20.00"
AFC1373-7T	7"	3/7	13.00"	20.00"
AFC1374-6T	7"	4/6	13.00"	20.00"
AFC1375-3T	7"	5/3	13.00"	20.00"
AFC1376T	7"	6	13.00"	20.00"
AFC1393-5T	9"	3/5	15.00"	24.00"
AFC1394T	9"	4	15.00"	24.00"
AFC1394-6T	9"	4/6	15.00"	24.00"
AFC1399-3T	9"	9/3	15.00"	24.00"
B. Aluminum Small/Smooth Body				
AFC1675S	7"	5	12.75"	19.75"
AFC1675-3S	7"	5/3	12.75"	19.75"



Steel Sealed 14 Series Big Body Coil-Over Shock Absorbers

Steel twin-tube shock absorbers have large (2.02" O.D.) sealed bodies to accept coil-overs. Coil-over kit must be purchased separately.

Part No.	Stroke	Valving	Comp. Length	Extended Length
AFC1473	7"	3	12.375"	19.250"
AFC1473-5	7"	3-5	12.375"	19.250"
AFC1474	7"	4	12.375"	19.250"
AFC1474-6	7"	4-6	12.375"	19.250"
AFC1475	7"	5	12.375"	19.250"
AFC1475-3	7"	5-3	12.375"	19.250"
AFC1476	7"	6	12.375"	19.250"
AFC1476-2	7"	6-2	12.375"	19.250"
AFC1477	7"	7	12.375"	19.250"
AFC1479-1	7"	9-1	12.375"	19.250"
AFC1493	9"	3	14.375"	23.250"
AFC1493-5	9"	3-5	14.375"	23.250"
AFC1494	9"	4	14.375"	23.250"
AFC1495	9"	5	14.375"	23.250"
AFC1495-3	9"	5-3	14.375"	23.250"
AFC1496	9"	6	14.375"	23.250"
AFC1497-2	9"	7-2	14.375"	23.250"



Shock Absorber Rod Ends and Extensions



AFC1004



AFC20176S



AFC20177

Part No.	Description
AFC1004	11, 13 R-Series Rod End, Standard Length, Coil-Over Style
AFC20176S	19, 23, 24, 25, 55, 56, 57, and 58 Series Rod End, Standard, Steel
AFC20177	M2, T2, Std. Rod End, Adjustable

Shock Bumpers

Convuluted bumpers prevent bottoming shock absorber out.

Part No.	Description
AFC20173	Aluminum Cone, for Convuluted Shock Bumper
AFC223527	White Convuluted Shock Bumper Only, Standard
AFC223533	White Convuluted Shock Bumper Only, Medium/Hard



AFC20173



AFC223527

Spanner Wrench AFC20110

Wrench adjusts coil-over nuts. (Spring pressure should be relieved before adjusting.)





Coil-Over Kits

Part No.	Description
1.875" O.D. Kit	
AFC20125SB	1.875" Kit for Steel Small Body Shocks (5" Sleeve)
2.5" O.D. Kits	
AFC20123	2.5" Kit for Small Body Aluminum Non-Adjustable Shocks
AFC20125A-7	2.5" Kit for Steel Body/Take-Apart Shocks (5" Sleeve)
AFC20125A-7KR	2.5" Kit for 19, 23, 24 and 25 Series Shocks (7" Sleeve)
Replacement Components	
AFC10242	Snap Ring for R and S Series Big Body Steel Shocks
AFC20130	Spring Seat, M2/T2 Shocks
AFC20144	Coil-Over Adjuster Nut Bearing Kit, Pair

2-5/8" Dia. Coil-Over Springs

Each black-coated (specified) Afcoils spring is engraved with the specified rate and includes warranty card.

Rate	10" Tall	12" Tall	14" Tall
100	—	AFC22100B	—
125	AFC23125B	AFC22125B	—
150	—	AFC22150B	AFC24150B
175	—	AFC22175B	AFC24175B
185	—	AFC22185B	—
200	—	AFC22200B	AFC24200B
225	AFC23225B	AFC22225B	—
250	—	AFC22250B	AFC24250B
275	AFC23275B	—	—
300	AFC23300B*	AFC22300B	—
350	AFC23350B	AFC22350B	—
375	AFC23375B	—	—
400	AFC23400B	—	—

* Signifies yellow spring



Take-Up Spring AFC27005B

Typically used when suspension travel unloads coil-over assembly.

Part No.	Description
AFC20183-1	Spring Guide



Dual-Stage Coil-Over

AFC20121-2

For use with big body shocks, kit keeps the springs and suspension loaded at all times to improve traction. Dual lock nut may be adjusted to enhance weight transfer and a variety of secondary spring rates are available for ultimate traction improvement. Kit includes two 2-step lock nuts, dual-stage nylon spring spacer, and dual-stage aluminum spring spacer.

Part No.	Description
AFC20183-1	Dual Stage Spring Spacer, Nylon
AFC26300B	Secondary Spring, 2-5/8" ID, 4" x 300 lbs.



Spring Rubbers

A quick, easy way to adjust for increased spring rate during pit stops.



Part No.	Description
AFC20185	Coil-Over, 2-1/2" or 2-5/8" Springs, 3/4" Thick
AFC20185-1	Coil-Over, 2-1/2" or 2-5/8" Springs, 7/8" Thick

Brake Pads

Engineered specifically for racing, AFCO offers several different brake pad compounds for a variety of popular calipers. Pads are sold in axle sets (four pads per box).



C1: Designed for medium- to high-temperature racing. Widely used in dirt racing. Recommended temperature use of 400°-900°F.

C33: Offers exceptional cold stopping power and increased stopping in a wider temperature range. Excellent for the front or rear of dirt cars, and the rear of asphalt cars. Recommended temperature use of 200°-1,200° F.

C2: Provides superior high-temperature performance. Recommended temperature use of 500°-1,200°F.

C34: Improves cold stopping power, while offering superior stopping in a wider temperature range. A bit more aggressive pad than C33. Ideal for use on the rear of dirt cars, or on the front of asphalt cars.

Application	<-Less Aggressive -		More Aggressive->	
	C1 Part No.	C33 Part No.	C2 Part No.	C34 Part No.
Wilwood S-lite/ Outlaw 3000/4000/ AFCO F88	AFC6651011	AFC6651012	AFC6651021	AFC6651022
Narrow Dynalite/ Outlaw 2800/ AFCO F22	AFC1251-1002	—	AFC1251-2002	—
GM D52	AFC1251-1052	—	AFC1251-2052	—

Racing Brake Rotors

AFCO racing brake rotors are precision machined and double disc ground to provide exceptional flatness. Available pillar vane rotors offer increased strength, reduced weight, and improved cooling. Choose from flat, slotted, or drilled rotors. All rotors listed include a 8-bolt x 7" bolt circle.



Part No.	Description	Thickness	Bolt Circle	Dia.	Weight
Pillar Vane Rotors					
AFC6640100	Flat Rotor	.810"	7"	11.75"	8.2 lbs.
AFC6640104	Slotted Rotor, RH	.810"	7"	11.75"	8.1 lbs.
Straight Vane Rotors					
AFC9850-6021	Straight Vane Rotor	.810"	7"	11.75"	8.2 lbs.
AFC9850-6120	Straight/Drilled Rotor	1.25"	7"	11.75"	7.9 lbs.

Integral Reservoir Master Cylinders

All-new AFCO aluminum master cylinders have high-capacity reservoirs and precise bores. External return spring provides positive pedal feel and prolongs pad life. Dual mounting bolt pattern and use of standard 1/8" NPT port fittings allow easy installation.



Description	Master Cylinder Kit
3/4" Bore Master Cylinder	AFC6620010
7/8" Bore Master Cylinder	AFC6620011
1" Bore Master Cylinder	AFC6620012



High-Performance HT and HTX Brake Fluid


Engineered to meet the demanding requirements of circle track racing. High-performance HT brake fluid meets DOT 3 requirements and includes a dry boiling point of 500°F, while non-silicone HTX fluid meets or exceeds DOT 4 requirements and has a dry boiling point of 600°F. HTX fluid is sold in 16.9-oz. can; HT fluid is sold in 12-oz. bottle.

Description	Single Container Part No.	1 Case (12 Cans) Part No.
HT Brake Fluid	AFC6691901	AFC6691902
HTX Brake Fluid	AFC6691903	AFC6691904



Heavy-Duty Engine Stand AFM10175

Heavy-duty engine stand features an "I"-shaped base with support through the center and a 1,000 pound capacity.



PRO-Line Steel Series Rod Ends

Alinabal's PRO-Line Series of economical, steel performance rod ends with carbon fiber-reinforced races and maintenance-free self-lubrication, are ideal for suspension and other components.

Description	LH Part No.	RH Part No.
1/2" x 5/8"-18	ALI30004731	ALI30004723



PerformAIRE Pocket ALTPAPKT

PerformAIRE Pocket is a handheld racing weather station that includes ALTRONICS patented PerformAIRE weather-sensing and performance-calculating technology. Unlike other brands that claim to be for racing, the PerformAIRE's patented calculations are based on measuring horsepower and performance of an internal combustion engine. Ultrasonic technology accurately measures wind speed and gust with no moving parts that can break or wear out. Easy-to-use joystick controls all functions. Bright LED display allows for day and night use. Accurate and fast response time.



PerformAire Weather Station ALTPA2

The PerformAIRE weather station measures temperature, humidity, water grains, barometric pressure, dew point, and can automatically display density altitude with exceptional accuracy. A large keypad and easy-to-read multi-line LCD display make it easy to enter and review data. Stores up to 400 runs for tracking data trends.



PerformAire Eclipse Weather Station

State-of-the-art weather station features an internal fan-aspirated "sensor tunnel" which allows air to flow directly across the sensors for quick, accurate weather readings, even in direct sunlight. Uses a lithium-ion rechargeable battery (charger included). Includes the same prediction capabilities as the original PerformAire, but also allows for predictions with preset and user-defined ratios, multiple weather-variable predictions, plus predictions for wind effects. Unit is also offered with optional wind speed and oxygen sensors.



Part No.	Description	ALTPAE-WD
ALTPAE	PerformAire Eclipse Weather Station	
ALTPAE-WD	PerformAire Eclipse Weather Station with Wind Speed Sensor	
ALTPAE-02	PerformAire Eclipse Weather Station with Oxygen Sensor and Wind Speed Sensor	

Digicam ALTD CAM

Quickly degree camshafts without a degree wheel. Digital display maintains 0.1 degree of accuracy and calculates TDC, intake centerline, and duration. Integrated crank socket eases engine rotation. Mount at any angle and advance or retard cam without removal. Socket inserts sold separately.

Part No.	Description
ALTD CAM-SBC	SB Chevy, 1.249", Red





Plain Face Late Model Brake Rotors APB1901783

Plain-face, 28-vane rotors are manufactured from dynamically balanced and double-heat-treated cast iron for exceptional braking. Rotors are 11.75" diameter and offered in .810" thicknesses.



Thickness	Dia.	Mounting Holes	Bolt Circle
Left 28 - Vane Rotor			
.810"	11.75"	8	7.00"



600 High-Temp Racing Brake Fluid ALL78108

Designed for extreme, high-temperature racing conditions with a dry boiling point in excess of 572°F. Exceeds DOT 3 standards. Sold in 16.9-oz. bottle.



Ground Shipment Only

PRF Brake Fluid ALL78116

Developed for extreme, high-temperature racing conditions (dry boiling point of 608°F). Exceeds DOT 4 specifications. Sold in 16.9-oz. bottle.



Ground Shipment Only



Small Block Chevy Eliminator Aluminum Cylinder Heads

The Eliminator aluminum cylinder heads, with choice of 210cc, 220cc, 227cc, and 245cc intake runners, have valves and studs in the stock GM L98 location. Race Ready 210cc and 227cc cylinder heads add 100% CNC-ported intake runners and are perfect for 350-400 cu. in.; the 227cc version is designed for larger cu. in. applications that see a minimum of 4500 RPM. Competition Package heads, offered in 220cc, 227cc, and 245cc versions, with 100% CNC-ported intake runners, are engineered for highly modified 350-434 cu. in. engines that operate at 4000-8000 RPM. All heads are sold in pairs, completely assembled (unless specified) with stainless valves, valve springs, retainers, locks, and seals.



Aluminum Valve Covers

Lightweight aluminum valve covers are offered in polished or black powder-coated finishes and are engraved with the AFR logo. Sold in pairs, complete with breathers and grommets.



Application	Black	Polished
SB Chevy, Tall	AFR6705	AFR6704

Small Block Chevy HS Roller Rocker Arms AFR6036

Engineered specifically for AFR 220cc or 227cc cylinder heads, 1.6 ratio aluminum roller rocker arms are designed for use with 7/16" studs and feature .050" offset. Sold in set of 16.



Stud Girdles

Billet aluminum construction stud girdles tie the rocker studs together, increasing valvetrain alignment and durability.



Part No.	Description
AFR6200	SB Chevy L98, Eliminator 180cc, 195cc, 210cc, and 220cc
AFR6208	SB Chevy, Offset for 227cc and 235cc
AFR6214-1	Stud Girdle Adjusting Nut (1) 7/16" x 2.200" SBC/BBC/SBF

Part No.	Description	Intake Runner	Comb. Chamber	Spark Plug	Int. Valve	Exh. Valve
AFR1050	Race Ready Assy.	210cc	75cc	Angle	2.080"	1.600"
AFR1054	Race Ready Assy.	210cc	65cc	Angle	2.080"	1.600"
AFR1100*	Comp. Pkg. Assy.	210cc	75cc	Angle	2.080"	1.600"
AFR1103	Comp. Pkg. Assy.	210cc	65cc	Angle	2.080"	1.600"
AFR1065*	Comp. Pkg. Assy.	220cc	65cc	Angle	2.100"	1.600"
AFR1110	Comp. Pkg. Assy.	220cc	65cc	Angle	2.100"	1.600"
AFR1112	Comp. Pkg. Assy.	220cc	75cc	Angle	2.100"	1.600"
AFR1067*	Race Ready Assy.	227cc	75cc	Angle	2.100"	1.600"
AFR1068*	Race Ready Assy.	227cc	65cc	Angle	2.100"	1.600"
AFR1120*	Comp. Pkg. Assy.	227cc	75cc	Angle	2.100"	1.600"
AFR1121 *	Comp. Pkg. Assy.	227cc	65cc	Angle	2.100"	1.600"
AFR1124 **	Comp. Pkg. Assy.	227cc	65cc	Angle	2.100"	1.600"
AFR1140-TI §	Comp. Pkg. Assy.	245cc	80cc	Angle	2.125"	1.600"

† Signifies spread port exhaust pattern ‡ Requires offset stud girdles

* Signifies competition CNC-ported § Signifies titanium retainers



StartLite Hose and Fittings

StartLite hoses are 45% lighter than conventional high-performance assemblies. Hose has a patented AQP elastomer inner tube and Nomex outer cover. Combine with aluminum crimp-style fittings for substantial weight savings. Use for fuel, lube, coolant, and air systems. Sizes -04 through -20. Crimp with Aeroquip ET1000 Series crimp machine. May also be used with reusable fittings.


Hose Dash Size	ID	OD	Max. Oper. Pressure	Min. Bend Radius	Weight Per Ft.	Vacuum Service	6 Ft. Length	10 Ft. Length	20 Ft. Length
-04	.22"	.43"	500	2.00"	.05 lbs.	20	AERFCU0406	AERFCU0410	AERFCU0420
-06	.34"	.55"	500	2.50"	.08 lbs.	20	AERFCU0606	AERFCU0610	AERFCU0620
-08	.44"	.64"	500	3.50"	.11 lbs.	20	AERFCU0806	AERFCU0810	AERFCU0820
-10	.56"	.80"	500	4.00"	.14 lbs.	20	AERFCU1006	AERFCU1010	AERFCU1020
-12	.69"	.93"	350	4.50"	.16 lbs.	20	AERFCU1206	AERFCU1210	AERFCU1220
-16	.88"	1.15"	350	5.50"	.20 lbs.	20	AERFCU1606	AERFCU1610	AERFCU1620
-20	1.13"	1.41"	350	5.50"	.25 lbs.	20	—	AERFCU2010	AERFCU2020

Lightweight Crimp Aluminum Fittings for AQP Racing or StartLite Hose

Dash Size	Crimp Swivel
Straight	
-4	AERFBM4211
-6	AERFBM4212
-8	AERFBM4213
-10	AERFBM4214
-12	AERFBM4215
-16	AERFBM4216
-20	AERFBM4217
30° Elbow	
-6	AERFBM4272
-10	AERFBM4274
-12	AERFBM4275



Dash Size	Crimp Swivel
45° Elbow	
-6	AERFBM4222
-8	AERFBM4223
-10	AERFBM4224
-12	AERFBM4225
-16	AERFBM4226
90° Elbow	
-6	AERFBM4232
-8	AERFBM4233
-10	AERFBM4234
-12	AERFBM4235
-16	AERFBM4236
-20	AERFBM4137 *



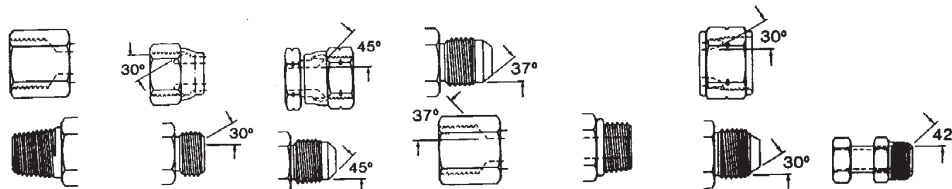
Dash Size	Crimp Swivel
120° Elbow	
-6	AERFBM4242
-8	AERFBM4243
-10	AERFBM4244
-12	AERFBM4245
-16	AERFBM4246
150° Elbow	
-6	AERFBM4252
-10	AERFBM4254
-12	AERFBM4255
180° Elbow	
-8	AERFBM4263
-10	AERFBM4264
-12	AERFBM4265



* Signifies a non-swivel fitting. Lightweight crimp fittings must be assembled with ET1000 Series crimp machine (AERET1000-PAP-013). Select AQP lightweight crimp fittings for ultimate weight savings. Select AQP reusable fittings for field serviceability.

TECH TIP

THREAD SIZE CHART
The following chart is intended as a quick reference guide for thread size by dash size.



Dash Size	N.P.T.F.	N.P.S.M. Approximate Diameter	SAE 45° Automotive Refrigeration	S.A.E. 37° AN	S.A.E. O-Ring Boss	P.T.T. 30° Automotive	S.A.E. Inverted Flare	Tubing O.D. Size
-02	1/8"-27	1/8"-27	5/16"-24	5/16"-24	5/16"-24	—	5/16"-24	1/8"
-03	—	—	3/8"-24	3/8"-24	3/8"-24	—	3/8"-24	3/16"
-04	1/4"-18	1/4"-18	7/16"-20	7/16"-20	7/16"-20	—	7/16"-20	1/4"
-05	—	—	1/2"-20	1/2"-20	1/2"-20	—	1/2"-20	5/16"
-06	3/8"-18	3/8"-18	5/8"-18	9/16"-18	9/16"-18	—	5/8"-18	3/8"
-07	—	—	11/16"-24	—	—	—	11/16"-18	—
-08	1/2"-14	1/2"-14	3/4"-16	3/4"-16	3/4"-16	—	3/4"-18	1/2"
-10	—	—	7/8"-14	7/8"-14	7/8"-14	—	7/8"-18	5/8"
-12	3/4"-14	3/4"-14	1-1/16"-14	1-1/16"-12	1-1/16"-12	—	1-1/16"-16	3/4"
-14	—	—	—	1-3/16"-12	1-3/16"-12	—	—	—
-16	1"-11-1/2	1"-11-1/2	—	1-5/16"-12	1-5/16"-12	1-5/16"-14	—	1"
-20	1-1/4"-11-1/2	1-1/4"-11-1/2	—	1-5/8"-12	1-5/8"-12	1-5/8"-14	—	1"-1/4"
-24	1-1/2"-11-1/2	1-1/2"-11-1/2	—	1-7/8"-12	1-7/8"-12	1-7/8"-14	—	1"-1/2"
-32	2"-11-1/2	2"-11-1/2	—	2-1/2"-12	2-1/2"-12	1-1/2"-12	—	2"

AQP Racing Hose

AQP racing hose is light, flexible, and its stainless steel cover resists corrosion and abrasion. Hose can operate at higher temperatures for longer periods of time and is compatible with petroleum or synthetic lubricants, hydrocarbon fuels, and engine coolants. Sold in 3, 6, 10, 15, and 20-foot lengths.



Bulk Firesleeve and Support Clamps

Listed in the right columns of the chart are the part numbers for Firesleeve and support clamps for each size hose. Firesleeve protects hose from fire damage and can be used as an insulator to keep fuel lines cool. Support clamps are the professional method to secure Aeroquip hose to chassis, frame rails, etc.




Hose Size	I.D.	O.D.	AQP Racing Hose					Firesleeve Part No.	Support Clamp Part No.
			3-Ft. Length	6-Ft. Length	10-Ft. Length	15-Ft. Length	20-Ft. Length		
-04	.22"	.44"	AERFCA0403	AERFCA0406	AERFCA0410	AERFCA0415	AERFCA0420	AERFCS09XX *	AERFCM3482
-06	.34"	.55"	AERFCA0603	AERFCA0606	AERFCA0610	AERFCA0615	AERFCA0620	AERFCS11XX *	AERFCM3484
-08	.44"	.65"	AERFCA0803	AERFCA0806	AERFCA0810	AERFCA0815	AERFCA0820	AERFCS12XX *	AERFCM3485
-10	.56"	.80"	AERFCA1003	AERFCA1006	AERFCA1010	AERFCA1015	AERFCA1020	AERFCS14XX *	AERFCM3487
-12	.69"	.94"	AERFCA1203	AERFCA1206	AERFCA1210	AERFCA1215	AERFCA1220	AERFCS18XX *	AERFCM3488
-16	.88"	1.15"	AERFCA1603	AERFCA1606	AERFCA1610	AERFCA1615	AERFCA1620	AERFCS20XX *	AERFCM3536


* Last two digits for Firesleeve dictate length. For example AERFCS09XX is a 3' length. Firesleeve available in 3', 6', and 10' lengths only.

Reusable Fittings for AQP Racing Hose

Aeroquip steel, nickel-plated aluminum, or anodized aluminum reusable fittings are engineered to match Aeroquip hose tolerances to provide excellent performance and service. High-quality, one-piece fitting has no braze joints to break or leak. When methanol and mixtures are used, corrosion can occur. Check the fittings regularly for signs of corrosion and flush system after use.



Size	Steel Swivel	Nickel-Plated Aluminum Swivel	Blue/Red Anodized Aluminum Swivel	Blue/Red Anodized Aluminum Non-Swivel	Black Anodized Aluminum Swivel
Straight					
-4	AERFCM1011	—	—	—	—
-6	AERFCM1075	—	—	—	AERFCM4412
-8	—	—	—	—	AERFCM4413
-10	—	—	—	—	AERFCM4414
-12	—	—	—	—	AERFCM4415
-16	—	—	AERFCM1016	—	AERFCM4416
-20	—	—	AERFCM1017	—	—
30° Elbow					
-6	—	—	AERFCM4072	—	AERFCM4472
-8	—	—	AERFCM4073	—	AERFCM4473
-10	—	—	—	—	AERFCM4474
-12	—	—	AERFCM4075	—	AERFCM4475
-16	—	—	AERFCM4076	—	AERFCM4476
45° Elbow					
-4	AERFCM1021	—	—	—	—
-6	—	AERFCE4022	AERFCM4022	AERFCM1022	AERFCM4422
-8	—	—	AERFCM4023	AERFCM1023	AERFCM4423
-10	—	—	AERFCM4024	AERFCM1024	AERFCM4424
-12	—	—	AERFCM4025	AERFCM1025	AERFCM4425
-16	—	—	AERFCM4026	AERFCM1026	AERFCM4426
-20	—	—	—	AERFCM1027	—
60° Elbow					
-6	—	—	AERFCM4082	—	AERFCM4482
-8	—	—	AERFCM4083	—	AERFCM4483
-10	—	—	AERFCM4084	—	AERFCM4484
-12	—	—	AERFCM4085	—	AERFCM4485
-16	—	—	AERFCM4086	—	AERFCM4486



Size	Steel Swivel	Nickel-Plated Aluminum Swivel	Blue/Red Anodized Aluminum Swivel	Blue/Red Anodized Aluminum Non-Swivel	Black Anodized Aluminum Swivel
90° Elbow					
-4	AERFCM1031 *	—	—	—	—
-6	—	—	AERFCM4032	AERFCM1032	AERFCM4432
-8	—	—	AERFCM4033	AERFCM1033	AERFCM4433
-10	—	—	AERFCM4034	AERFCM1034	AERFCM4434
-12	—	—	AERFCM4035	AERFCM1035	AERFCM4435
-16	—	—	AERFCM4036	AERFCM1036	AERFCM4436
-20	—	—	—	AERFCM1037	—
120° Elbow					
-6	—	—	AERFCM4042	—	AERFCM4442
-8	—	—	AERFCM4043	—	AERFCM4443
-10	—	—	AERFCM4044	—	AERFCM4444
-12	—	—	AERFCM4045	—	AERFCM4445
-16	—	—	AERFBM4046 †	—	—
150° Elbow					
-6	—	—	AERFCM4052	AERFCM1052	AERFCM4452
-8	—	—	AERFCM4053	AERFCM1053	AERFCM4453
-10	—	—	AERFCM4054	AERFCM1054	AERFCM4454
-12	—	—	AERFCM4055	—	—
-16	—	—	AERFBM4056 †	—	—
180° Elbow					
-6	—	—	AERFCM4062	—	AERFCM4462
-8	—	—	AERFCM4063	—	AERFCM4463
-10	—	—	AERFCM4064	—	AERFCM4464
-12	—	—	AERFCM4065	—	AERFCM4465
-16	—	—	AERFBM4066 †	—	—

* Signifies a non-swivel fitting.

† Sold as bulk. Many fittings are also available in bulk. Simply replace the FCM prefix with FBM followed by the desired part number.


Socketless Hose and Fittings

AQP socketless hose and fittings are easily assembled without tools, saving time and effort. Socketless hose is offered in blue or black, and may be used for gasoline, alcohol, oils, air, and water.



Hose Dash Size	I.D.	O.D.	Max. Oper. Pressure	Min. Bend Radius	Vacuum Service	3-Ft. Length	6-Ft. Length	10-Ft. Length	15-Ft. Length	20-Ft. Length	25-Ft. Length
Blue Socketless Hose											
-04	.25"	.49"	250	3.00"	28"	AERFCV0403	AERFCV0406	AERFCV0410	—	—	AERFCV0425
-06	.38"	.62"	250	3.00"	28"	AERFCV0603	AERFCV0606	AERFCV0610	AERFCV0615	AERFCV0620	AERFCV0625
-08	.50"	.75"	250	5.00"	28"	AERFCV0803	AERFCV0806	AERFCV0810	AERFCV0815	AERFCV0820	AERFCV0825
-10	.63"	.91"	250	6.00"	18"	AERFCV1003	AERFCV1006	AERFCV1010	AERFCV1015	AERFCV1020	AERFCV1025
-12	.75"	1.03"	250	7.00"	18"	—	—	AERFCV1210	—	AERFCV1220	—
Black Socketless Hose											
-06	.38"	.62"	250	3.00"	28"	AERFCN0603	AERFCN0606	AERFCN0610	AERFCN0615	AERFCN0620	AERFCN0625
-08	.50"	.75"	250	5.00"	28"	AERFCN0803	AERFCN0806	AERFCN0810	AERFCN0815	AERFCN0820	AERFCN0825
-10	.63"	.91"	250	6.00"	18"	AERFCN1003	AERFCN1006	AERFCN1010	AERFCN1015	AERFCN1020	AERFCN1025
-12	.75"	1.03"	250	7.00"	18"	—	—	AERFCN1210	AERFCN1215	AERFCN1220	AERFCN1225

Socketless Elbow Fittings



Size	Blue/Red Aluminum	Black Aluminum	Nickel Plated Aluminum	Steel Swivel
45°				
-4	—	—	—	AERFBM1438
-6	AERFCM1522	AERFCL1522	AERFCE1522	AERFBM1439
-8	AERFCM1523	AERFCL1523	AERFCE1523	AERFBM1440
-10	AERFCM1524	AERFCL1524	AERFCE1524	—
-12	AERFCM1525	AERFCL1525	—	—
90°				
-4	—	—	—	AERFBM1441
-6	AERFCM1532	AERFCL1532	AERFCE1532	AERFBM1442
-8	AERFCM1533	AERFCL1533	AERFCE1533	AERFBM1443
-10	AERFCM1534	AERFCL1534	AERFCE1534	—
-12	AERFCM1535	AERFCL1535	—	—
120°				
-6	AERFCM1542	AERFCL1542	—	—
-8	AERFCM1543	AERFCL1543	—	—
-10	AERFCM1544	AERFCL1544	—	—
-12	AERFCM1545	AERFCL1545	—	—
150°				
-6	AERFCM1552	AERFCL1552	—	—
-8	AERFCM1553	AERFCL1553	—	—
-10	AERFCM1554	AERFCL1554	—	—
-12	AERFCM1555	AERFCL1555	—	—
180°				
-6	AERFCM1562	AERFCL1562	—	—
-8	AERFCM1563	AERFCL1563	—	—
-10	AERFCM1564	AERFCL1564	—	—
-12	AERFCM1565	AERFCL1565	—	—

Socketless Straight Fittings



Hose Size	Blue/Red Aluminum	Black Aluminum	Nickel Plated Aluminum
-6	AERFCM1512	AERFCL1512	AERFCE1512
-8	AERFCM1513	AERFCL1513	AERFCE1513
-10	AERFCM1514	AERFCL1514	AERFCE1514
-12	AERFCM1515	AERFCL1515	AERFCE1515



Brass Male Pipe			
Bulk	Pipe Thread Size	Brass Male Flare	Brass Swivel
AERFBM1200	1/8"	AERFBM1444	AERFBM1231 †
AERFBM1201	1/4"	AERFBM1444	AERFBM1231 †
AERFBM1207	1/4"	AERFBM1445	AERFBM1222
AERFBM1202	3/8"	AERFBM1445	AERFBM1222
AERFBM1206	3/8"	—	AERFBM1233 †
AERFBM1203	1/2"	—	AERFBM1233 †
AERFBM1204	1/2"	—	AERFBM1234 †
AERFBM1205	3/4"	—	—

† Fittings mate with both 37° and 45° male flares.

Straight -6 to -8 Brass Female Flare

Hose Size	Part No.	Thread Size
-6	AERFBM1232 †	3/4"-16

† Fitting mates with both 37° (AN) and 45° male flares.



Socketless Fitting Assembly Tool AERFBM3632

Hand-held tool makes quick and easy work of installing fittings into FCV or FCN socketless hose. Works on hose sizes -04, -06, and -08.






Vise Jaw Inserts AERFCM3661

Magnet-backed billet inserts set up quickly and hold the hex of the fitting securely during assembly without marring the finish. A horizontal pocket runs the entire length of the inserts to hold braided hose in place, making straight cuts fast and easy.




AN Flare Adapters

Blue Anodized Aluminum Part No.	Black Anodized Aluminum Part No.	Steel Part No.	"A" Dash Size	"B" Dash Size
Aluminum Or Steel Flare Union				
AERFCM2050	AERFCM5050	AERFCM2750	-3	-3
AERFCM2051	AERFCM5051	AERFCM2751	-4	-4
AERFCM2052	AERFCM5052	AERFCM2756	-6	-6
AERFCM2053	AERFCM5053	AERFCM2759	-8	-8
AERFCM2054	AERFCM5054	AERFCM2761	-10	-10
AERFCM2055	AERFCM5055	AERFCM2763	-12	-12
AERFCM2056	AERFCM5056	—	-16	-16
Aluminum Or Steel Union Reducer				
AERFCM2048	AERFCM5048	AERFCM2749	-4	-3
AERFCM2156	AERFCM5156	—	-6	-4
AERFCM2049	—	—	-8	-4
AERFCM2160	AERFCM5160	AERFCM2758	-8	-6
AERFCM2188	—	—	-10	-4
AERFCM2162	AERFCM5162	—	-10	-6
AERFCM2163	AERFCM5163	AERFCM2760	-10	-8
AERFCM2189	—	—	-12	-4
AERFCM2165	—	—	-12	-6
AERFCM2166	AERFCM5166	—	-12	-8
AERFCM2167	AERFCM5167	—	-12	-10
AERFCM2169	—	—	-16	-10
AERFCM2170	AERFCM5170	—	-16	-12
Aluminum Female Flare Swivel				
AERFCM2914	—	—	-4	-4
AERFCM2915	—	—	-6	-6
AERFCM2916	—	—	-8	-8
AERFCM2917	—	—	-10	-10
AERFCM2918	—	—	-12	-12
Aluminum or Steel O-Ring Boss to Male 37°				
AERFCM2953	AERFCM5953	AERFCM2957	-10	-10
AERFCM2954	AERFCM5954	AERFCM2958	-10	-12
AERFCM2955	AERFCM5955	AERFCM2959	-12	-12
AERFCM2956	AERFCM5956	—	-12	-16




Blue Anodized Part No.	Black Anodized Part No.	"A" Dash Size	"B" Dash Size	"C" Dash Size
Aluminum 90° Elbow Union				
AERFCM2186	AERFCM5186	-3	-3	—
AERFCM2119	AERFCM5119	-4	-4	—
AERFCM2120	AERFCM5120	-6	-6	—
AERFCM2190	AERFCM5190	-8	-8	—
AERFCM2191	—	-12	-12	—
Aluminum Union Tee				
AERFCM2060	AERFCM5060	-3	-3	-3
AERFCM2061	AERFCM5061	-4	-4	-4
AERFCM2062	AERFCM5062	-6	-6	-6
AERFCM2063	AERFCM5063	-8	-8	-8
AERFCM2064	AERFCM5064	-10	-10	-10
AERFCM2065	AERFCM5065	-12	-12	-12
AERFCM2066	—	-16	-16	-16
Aluminum Tee with Female on the Bottom				
AERFCM2281	—	-4	-4	-4
AERFCM2282	—	-6	-6	-6
AERFCM2283	—	-8	-8	-8
AERFCM2284	—	-10	-10	-10
AERFCM2285	—	-12	-12	-12
Aluminum Female Flare Tee				
AERFCM2174	—	-6	-6	-6
AERFCM2175	—	-8	-8	-8
AERFCM2177	—	-12	-12	-12




AN Flare Adapters (continued)

Part No.	"A" Dash Size	"B" Dash Size
Aluminum 45° Male to Female Swivel Flare		
AERFCM3148	-6	-6
AERFCM3149	-8	-8
AERFCM3150	-10	-10
AERFCM3151	-12	-12
Aluminum 90° Male to Female Swivel Flare		
AERFCM3155	-6	-6
AERFCM3156	-8	-8
AERFCM3157	-10	-10
AERFCM3158	-12	-12
Aluminum 45° Female Flare Swivel		
AERFCM2971	-6	-6
AERFCM2972	-8	-8
AERFCM2973	-10	-10
AERFCM2974	-12	-12
Aluminum 90° Female Flare Swivel		
AERFCM2978	-6	-6
AERFCM2979	-8	-8
AERFCM2980	-10	-10
AERFCM2981	-12	-12



Low Profile 90° O-Ring Boss to Male 37°

Blue Anodized Aluminum Part No.	"A" Dash Size	"B" Dash Size
AERFCM2263	-12	-12




Direct to Pipe/Port Fittings

Bulk Part No.	Hose Size	Thread Size
Aluminum Swivel Male Pipe 90° ORB Fitting		
AERFCM1343	-6	3/8" NPT
AERFCM1344	-8	1/2" NPT



TECH TIP

Actual Thread Sizes AN FITTINGS




AN Flare Bulkhead Adapters

Blue Anodized Aluminum Part No.	Black Anodized Aluminum Part No.	Steel Part No.	"A" Dash Size	"B" Dash Size
Aluminum or Steel Bulkhead Union				
AERFCM2769	AERFCM5769	AERFCM2770	-3	-3
AERFCM2071	AERFCM5071	AERFCM2771	-4	-4
AERFCM2072	AERFCM5072	AERFCM2774	-6	-6
AERFCM2073	AERFCM5073	AERFCM2775	-8	-8
AERFCM2074	AERFCM5074	AERFCM2776	-10	-10
AERFCM2075	AERFCM5075	AERFCM2777	-12	-12
AERFCM2076	AERFCM5076	—	-16	-16


Aluminum or Steel 45° Elbow Bulkhead Union				
AERFCM2893	—	—	-3	-3
AERFCM2127	—	—	-4	-4
AERFCM2128	—	—	-6	-6

Aluminum or Steel 90° Elbow Bulkhead Union				
AERFCM2799	AERFCM5799	AERFCM2790	-3	-3
AERFCM2081	—	AERFCM2791	-4	-4
AERFCM2082	AERFCM5082	AERFCM2793	-6	-6
AERFCM2083	AERFCM5083	AERFCM2794	-8	-8
AERFCM2084	AERFCM5084	AERFCM2795	-10	-10
AERFCM2085	AERFCM5085	—	-12	-12




Blue Anodized Aluminum Part No.	Black Anodized Aluminum Part No.	Steel Part No.	"A" Dash Size	"B" Dash Size	"C" Dash Size
Aluminum or Steel Bulkhead Run Tee					
AERFCM2815	AERFCM5815	AERFCM2809	-3	-3	-3
AERFCM2117	—	—	-4	-4	-4
AERFCM2118	—	—	-6	-6	-6
Aluminum or Steel Bulkhead Tee					
AERFCM2808	—	—	-3	-3	-3
AERFCM2091	—	—	-4	-4	-4

Blue Anodized Aluminum Part No.	Black Anodized Aluminum Part No.	Steel Part No.	"A" Dash Size	No. Per Pack
Aluminum or Steel Locknut				
AERFCM3556	AERFCM5556	AERFCM2095	-3	2
AERFCM2099	AERFCM5099	AERFCM2096	-4	2
AERFCM2100	AERFCM5100	AERFCM2098	-6	2
AERFCM2103	AERFCM5103	AERFCM3584	-8	1
AERFCM2104	AERFCM5104	AERFCM3585	-10	1
AERFCM2105	AERFCM5105	—	-12	1
AERFCM2106	AERFCM5106	—	-16	1



Steel Part No.	"A" Dash Size	"B" Dash Size
Steel Reducer 37° Flare Swivel/37° Flare		
AERFCM2408	-6	-4
AERFCM2409	-8	-4
AERFCM2410	-8	-6
AERFCM2411	-10	-6
AERFCM2413	-12	-6
AERFCM2414	-12	-8
Steel Reducer 37° Flare/37° Flare		
AERFCM2421	-10	-8
AERFCM2422	-12	-10



AN Tube Fittings

Aluminum Part No.	Steel Part No.	"A" Dash Size	Alum. No. Per Pkg.	Steel No. Per Pkg.
Aluminum or Steel AN Tube Cap*				
AERFCM3751	AERFCM3479	-3	2	6
AERFCM3752	AERFCM3480	-4	2	6
AERFCM3740	AERFCM3602	-6	1	2
AERFCM3741	AERFCM3603	-8	1	2
AERFCM3742	AERFCM3604	-10	1	2
AERFCM3743	AERFCM3605	-12	1	2
AERFCM3744	AERFCM3566	-16	1	1
—	AERFCM3567	-20	N/A	1

* Aluminum tube caps are two-piece. AN numbers for configuration reference.



AN Nuts and Sleeves

Aluminum Part No.	Steel Part No.	"A" Dash Size	Alum. No. Per Pkg.	Steel No. Per Pkg.
Aluminum or Steel AN Tube Nut †				
AERFCM3554	AERFCM3591	-3	6	1
AERFCM3555	AERFCM3570	-4	6	1
—	AERFCM3571	-5	N/A	1
AERFCM3675	AERFCM3572	-6	2	1
AERFCM3676	—	-8	2	1
AERFCM3677	—	-10	2	1
AERFCM3678	—	-12	2	1




Aluminum Part No.	Steel Part No.	"A" Dash Size	Alum. No. Per Pkg.	Steel No. Per Pkg.
Aluminum or Steel AN Tube Sleeve †				
AERFCM3669	AERFCM3667	-3	6	6
AERFCM3670	AERFCM3668	-4	6	6
—	AERFCM3679	-5	2	2
AERFCM3671	AERFCM3680	-6	2	2
AERFCM3672	—	-8	2	2
AERFCM3673	—	-10	2	N/A
AERFCM3674	—	-12	2	N/A




† For use with aluminum tubing. Tube nut and sleeve are to be used together.

AN Plugs

Blue Anodized Aluminum Part No.	Steel Part No.	"A" Dash Size
Aluminum or Steel Flare Plugs		
AERFCM3712	AERFCM3701	-3
AERFCM3713	AERFCM3702	-4
AERFCM3714	AERFCM3703	-6
AERFCM3715	AERFCM3704	-8
AERFCM3716	AERFCM3705	-10
AERFCM3717	—	-12
AERFCM3718	—	-16




Aluminum Part No.	"A" Dash Size
Aluminum O-Ring Boss Plug	
AERFCM3722	-3
AERFCM3723	-4
AERFCM3724	-6
AERFCM3725	-8
AERFCM3726	-10
AERFCM3727	-12




Steel Flare to Braid

Part No.	"A" Dash Size	"B" Tube Size	"C" Counterbore Size
AERFCM2871	-4	1/4"	.16"
AERFCM2872	-6	3/8"	.16"
AERFCM2873	-6	1/2"	.16"
AERFCM2874	-8	1/2"	.16"
AERFCM2875	-10	5/8"	.16"
AERFCM2876	-10	3/4"	.25"
AERFCM2877	-12	3/4"	.25"
AERFCM2879	-16	1"	.25"




AN Flare to Pipe Adapters

Blue Anodized Aluminum Part No.	Black Anodized Aluminum Part No.	Steel Part No.	"A" Dash Size	"B" Pipe Size
Aluminum or Steel Male Connector				
AERFCM2000	AERFCM5000	AERFCM2511	-3	1/8"
AERFCM2001	AERFCM5001	AERFCM2512	-4	1/8"
AERFCM2002	AERFCM5002	AERFCM2515	-4	1/4"
—	—	AERFCM2519	-4	3/8"
—	—	AERFCM2524	-4	1/2"
AERFCM2003	AERFCM5003	AERFCM2514	-6	1/8"
AERFCM2004	AERFCM5004	AERFCM2517	-6	1/4"
AERFCM2005	AERFCM5005	AERFCM2521	-6	3/8"
AERFCM2013	AERFCM5013	AERFCM2525	-6	1/2"
—	—	AERFCM2529	-6	3/4"
AERFCM2006	AERFCM5006	AERFCM2518	-8	1/4"
AERFCM2007	AERFCM5007	AERFCM2522	-8	3/8"
AERFCM2008	AERFCM5008	AERFCM2526	-8	1/2"
—	—	AERFCM2530	-8	3/4"
AERFCM2185	AERFCM5185	AERFCM2523	-10	3/8"
AERFCM2009	AERFCM5009	AERFCM2527	-10	1/2"
—	—	AERFCM2531	-10	3/4"
AERFCM2010	AERFCM5010	AERFCM2528	-12	1/2"
AERFCM2011	AERFCM5011	AERFCM2532	-12	3/4"
AERFCM2014	AERFCM5014	AERFCM2534	-12	1"
AERFCM2015	AERFCM5015	AERFCM2533	-16	3/4"
AERFCM2012	AERFCM5012	AERFCM2535	-16	1"
—	—	AERFCM2540	-16	1-1/4"
—	—	AERFCM2541	-20	1-1/4"
Aluminum or Steel 45° Male Elbow				
AERFCM2020	AERFCM5020	AERFCM2581	-3	1/8"
AERFCM2021	AERFCM5021	AERFCM2582	-4	1/8"
—	—	AERFCM2584	-4	1/4"
AERFCM2022	AERFCM5022	AERFCM2586	-6	1/4"
—	—	AERFCM2589	-6	3/8"
—	—	AERFCM2592	-6	1/2"
—	—	AERFCM2587	-8	1/4"
AERFCM2023	AERFCM5023	AERFCM2590	-8	3/8"
—	—	AERFCM2593	-8	1/2"
—	—	AERFCM2591	-10	3/8"
AERFCM2024	AERFCM5024	AERFCM2594	-10	1/2"
—	—	AERFCM2595	-12	1/2"
AERFCM2025	AERFCM5025	AERFCM2598	-12	3/4"
AERFCM2026	—	—	-16	1"
Aluminum or Steel 90° Male Elbow				
AERFCM2030	AERFCM5030	AERFCM2610	-3	1/8"
AERFCM2031	AERFCM5031	AERFCM2611	-4	1/8"
AERFCM2032	AERFCM5032	AERFCM2614	-4	1/4"
—	—	AERFCM2618	-4	3/8"
—	—	AERFCM2624	-4	1/2"
AERFCM2033	AERFCM5033	AERFCM2613	-6	1/8"
AERFCM2034	AERFCM5034	AERFCM2616	-6	1/4"
AERFCM2035	AERFCM5035	AERFCM2620	-6	3/8"
—	—	AERFCM2625	-6	1/2"
AERFCM2036	AERFCM5036	AERFCM2617	-8	1/4"
AERFCM2037	AERFCM5037	AERFCM2621	-8	3/8"
AERFCM2038	AERFCM5038	AERFCM2626	-8	1/2"
—	—	AERFCM2629	-8	3/4"
AERFCM2016	AERFCM5016	AERFCM2622	-10	3/8"
AERFCM2039	AERFCM5039	AERFCM2627	-10	1/2"
—	—	AERFCM2630	-10	3/4"
—	—	AERFCM2623	-12	3/8"
AERFCM2017	AERFCM5017	AERFCM2628	-12	1/2"
AERFCM2040	AERFCM5040	—	-12	3/4"
AERFCM2018	—	—	-16	3/4"
AERFCM2041	—	—	-16	1"




Aluminum or Steel Male Run Tee



Blue Anodized Aluminum Part No.	Black Anodized Aluminum Part No.	Steel Part No.	"A" Dash Size	"B" Pipe Size	"C" Dash Size
AERFCM2714	AERFCM5714	AERFCM2700	-3	1/8"	-3
AERFCM2124	AERFCM5124	AERFCM2701	-4	1/8"	-4
—	—	AERFCM2703	-4	1/4"	-4
AERFCM2125	AERFCM5125	AERFCM2704	-6	1/4"	-6
—	—	AERFCM2705	-6	3/8"	-6
AERFCM2126	—	—	-8	3/8"	-8
—	—	AERFCM2707	-8	1/2"	-8
—	—	AERFCM2708	-10	1/2"	-10


Aluminum Male Branch Tee



Blue Anodized Aluminum Part No.	Black Anodized Aluminum Part No.	"A" Dash Size	"B" Dash Size	"C" Pipe Size
AERFCM2187	AERFCM5187	-3	-3	1/8"
AERFCM2121	AERFCM5121	-4	-4	1/8"
AERFCM2122	—	-6	-6	1/4"
AERFCM2123	AERFCM5123	-8	-8	3/8"


Steel Female Pipe to Male AN

Part No.	"A" Dash Size	"B" Pipe Size
AERFCM2719	-3	1/8"
AERFCM2720	-3	1/4"
AERFCM2721	-4	1/8"
AERFCM2723	-4	1/4"
AERFCM2725	-6	1/4"
AERFCM2727	-6	3/8"
AERFCM2726	-8	1/4"
AERFCM2728	-8	3/8"
AERFCM2730	-8	1/2"
AERFCM2731	-10	1/2"
AERFCM2734	-10	3/4"
AERFCM2732	-12	1/2"




Steel Female Pipe Flare Tee

Part No.	"A" Dash Size	"B" Dash Size	"C" Pipe Size
AERFCM2881	-3	-3	1/8"
AERFCM2882	-4	-4	1/8"
AERFCM2883	-4	-4	1/4"
AERFCM2884	-6	-6	1/4"
AERFCM2885	-8	-8	3/8"



Steel Female Pipe Flare Tee

Part No.	"A" Dash Size	"B" Pipe Size	"C" Dash Size
AERFCM2817	-3	1/8"	-3
AERFCM2818	-4	1/8"	-4





Steel Bulkhead Connectors

Part No.	"A" Dash Size	"B" Pipe Size
AERFCM2821 (Female)	-4	1/8"
AERFCM2831 (Male)	-4	1/4"



Pipe Adapters

Blue Anodized Aluminum Part No.	Black Anodized Aluminum Part No.	"A" Pipe Size	"B" Pipe Size
Aluminum Pipe Coupling			
AERFCM2129	AERFCM5129	1/8"	1/8"
AERFCM2130	AERFCM5130	1/4"	1/4"
AERFCM2131	AERFCM5131	3/8"	3/8"
Aluminum Female to Male Pipe 90° Elbow			
AERFCM2147	AERFCM5147	1/8"	1/8"
AERFCM2148	AERFCM5148	1/4"	1/4"
AERFCM2149	AERFCM5149	3/8"	3/8"
Aluminum Pipe Bushing			
AERFCM2136	AERFCM5136	1/4"	1/8"
AERFCM2137	AERFCM5137	3/8"	1/4"
AERFCM2138	AERFCM5138	3/8"	1/8"
AERFCM2139	AERFCM5139	1/2"	3/8"
AERFCM2140	AERFCM5140	1/2"	1/4"
AERFCM2141	AERFCM5141	1/2"	1/8"
AERFCM2142	AERFCM5142	3/4"	1/2"
AERFCM2143	—	3/4"	3/8"
AERFCM2144	—	3/4"	1/4"
AERFCM2145	—	1"	3/4"
AERFCM2146	—	1"	1/2"



Aluminum Female Pipe Tee


Blue Anodized Aluminum Part No.	Black Anodized Aluminum Part No.	"A" Pipe Size	"B" Pipe Size	"C" Pipe Size
AERFCM2150	AERFCM5150	1/8"	1/8"	1/8"
AERFCM2151	AERFCM5151	1/4"	1/4"	1/4"
AERFCM2152	AERFCM5152	3/8"	3/8"	3/8"

Aluminum Male Pipe Nipple

Blue Anodized Aluminum Part No.	Black Anodized Aluminum Part No.	"A" Pipe Size	"B" Pipe Size
AERFCM2132	AERFCM5132	1/8"	1/8"
AERFCM2133	AERFCM5133	1/4"	1/4"
AERFCM2134	AERFCM5134	3/8"	3/8"
AERFCM2135	AERFCM5135	1/2"	1/2"

Aluminum Allen Head Pipe Plug


Blue Anodized Aluminum Part No.	"A" Pipe Size	No. Per Pkg.
AERFCM3684	1/16"	2
AERFCM3685	1/8"	2
AERFCM3686	1/4"	2
AERFCM3687	3/8"	2
AERFCM3749	1/2"	1
AERFCM3750	3/4"	1



TECH TIP

Actual Thread Sizes

PIPE THREAD



AQP Power Steering Hose

AQP power steering hose is for high-pressure power steering, hydraulic, air, fuel, and oil applications. Offered in blue or black, abrasion-resistant fabric cover surrounds a patented AQP synthetic rubber tube. For use with standard reusable fittings. Sold in pre-cut lengths of 3, 6, 10, 15, and 20 feet.

Hose Dash Size	3'	6'	10'	15'	20'
Blue Hose					
-06	—	AERFCG0606	AERFCG0610	AERFCG0615	AERFCG0620
-10	—	AERFCG1006	AERFCG1010	—	—
Black Hose					
-06	AER1503-6-3	AER1503-6-6	AER1503-6-10	AER1503-6-15	AER1503-6-20

Fittings for Power Steering Hose

Part No.	Hose and Fitting Dash Size
Straight SAE 37° (JIC/AN) Swivel	
AERFBM1302	-06
AERFBM1305	-08
AERFBM1307	-10



45° S.A.E. 37° (JIC/AN) Swivel	
AERFBM1386	-06
AERFBM1338	-10



90° S.A.E. 37° (JIC/AN) Swivel	
AERFBM1389	-06
AERFBM1387	-08
AERFBM1374	-10



45° Elbow SAE Male Inverted Flare	
AERFBM1382	-06



90° Elbow SAE Male Inverted Flare	
AERFBM1392	-06



High-Pressure Adapters

METRIC CONVERSION

Steel Part No.	"A" Dash" Size	"B" Dash" Size
AERFCM2608 *	-6	M16 x 1.5
AERFCM2609 *	-6	M18 x 1.5

* Special AN-to-metric adapter used for Saginaw power steering units.




INVERTED FLARE

Steel Part No.	"A" Dash" Size	"B" Dash" Size
AERFCM2963	-6	1/2"-20
AERFCM2964	-6	5/8"-18
AERFCM2965	-6	11/16"-18




Aluminum Fuel Block

Part No.	"A" Pipe Size	"B" Pipe Size	"C" Pipe Size	"D" Pipe Size
AERFCM2178	1/4"	1/4"	1/8"	3/8"
AERFCM2179	3/8"	3/8"	1/8"	1/2"



Aluminum In-Line AN-to-Pipe Pressure Gauge Adapters

Part No.	"A" Dash Size	"B" Pipe Size	"C" Pipe Size
AERFCM2276	-6	1/4"	1/8"
AERFCM2277	-6	3/8"	1/8"
AERFCM2279	-8	3/8"	1/8"




Aluminum In-Line AN Pressure Gauge Adapters

Blue Part No.	Black Part No.	"A" Dash Size	"B" Dash Size	"C" Pipe Size
AERFCM2183	AERFCM5183	-6	-6	1/8"
AERFCM2184	AERFCM5184	-8	-8	1/8"



Aluminum 90° AN-to-AN Pressure Gauge Adapters

Part No.	"A" Dash Size	"B" Dash Size	"C" Pipe Size
AERFCM2272	-6	-6	1/8"
AERFCM2273	-8	-8	1/8"



TFE Racing Hose Brake Line Assemblies

Ready-to-install pre-assembled and tested brake line assemblies are manufactured using premium stainless steel TFE PTFE hose complete with choice of straight or 90° fitting configurations. Assemblies feature a 3,000 PSI maximum operating pressure. Non-DOT brake lines are intended for off-road use only.



Size	10" Length Part No.	12" Length Part No.	15" Length Part No.	18" Length Part No.	21" Length Part No.	24" Length Part No.	30" Length Part No.	36" Length Part No.	42" Length Part No.
Straight/Straight Assembly									
-3	AERFBPA0030-10	AERFBPA0030-12	AERFBPA0030-15	AERFBPA0030-18	AERFBPA0030-21	AERFBPA0030-24	AERFBPA0030-30	AERFBPA0030-36	—
-4	AERFBPA0040-10	AERFBPA0040-12	AERFBPA0040-15	AERFBPA0040-18	AERFBPA0040-21	AERFBPA0040-24	AERFBPA0040-30	AERFBPA0040-36	AERFBPA0040-42
Straight/90° Assembly									
-3	—	—	AERFBPA0039-15	AERFBPA0039-18	AERFBPA0039-21	AERFBPA0039-24	AERFBPA0039-30	AERFBPA0039-36	AERFBPA0039-42
-4	—	—	AERFBPA0049-15	AERFBPA0049-18	AERFBPA0049-21	AERFBPA0049-24	AERFBPA0049-30	AERFBPA0049-36	AERFBPA0049-42

Brake Fittings

Part No.	Hose and Fitting Dash Size
Straight Steel S.A.E. 37° (JIC/AN) Swivel	
AERFCM1100	-3
AERFCM1101	-4



AERFCM1100

Part No.	Hose and Fitting Dash Size
Straight Stainless Steel Crimp 37° (JIC/AN)	
AERFCM1130	-3
AERFCM1102	-4



AERFCM1130

45° Stainless Steel Forged Elbow S.A.E. 37° (JIC/AN) Swivel	
AERFCM1140	-3
AERFCM1146	-4




AERFCM1140

Straight Steel Crimp SAE 37°(JIC/AN)	
AERFBM1124	-3



AERFBM1124

90° Stainless Steel Forged Elbow S.A.E. 37° (JIC/AN) Swivel	
AERFCM1150	-3
AERFCM1151	-4



AERFCM1150

Steel 45° Tube Elbow 37° (JIC/AN)	
AERFCM1110	-3
AERFCM1111	-4



AERFCM1110

Steel 90° Tube Elbow 37° (JIC/AN)	
AERFCM1120	-3
AERFCM1121	-4



AERFCM1120




Jake Kouba

Stan Kalwasinski

TFE Racing Hose Brake Hoses

Aeroquip TFE Racing Hose for hydraulic brake applications has a bright stainless steel wire braid cover that resists abrasion and corrosion and an extruded PTFE inner liner that's compatible with all brake fluids. PTFE hose is recommended for use only on off-highway brake systems. Temperature range of -100°F to +450°F.



Size	I.D.	O.D.	3-Ft. Length	6-Ft. Length	10-Ft. Length
-3	.13"	.25"	AERFCC0303	AERFCC0306	AERFCC0310
-4	.19"	.30"	AERFCC0403	AERFCC0406	AERFCC0410

Size	I.D.	O.D.	15-Ft. Length	20-Ft. Length
-3	.13"	.25"	AERFCC0315	AERFCC0320
-4	.19"	.30"	AERFCC0415	AERFCC0420

Steel Male Pipe with Brass Nipple

Part No.	Hose and Fitting Dash Size	Pipe Thread Size
AERFCM3088	-4	1/8"




Replacement Sleeve for TFE Fittings

Brass Part No.	Hose and Fitting Dash Size	Qty.
AERFCM3720	-3	5
AERFCM3721	-4	5



Quick Disconnect Brake and Clutch Coupling

Allows rapid connection/disconnection of brake and clutch lines without fluid loss, air inclusion, or the need to bleed the line. Coupling also includes a safety clip on lanyard to prevent accidental disconnection. Available with -3 or -4AN, SAE 37° (JIC/AN) threads. Male half includes jam nut for bulkhead mounting. Temperature range -40°F to +250°F.




Steel Part No.	Hose Fitting Dash Size	Max. Oper. Pressure (PSI)	Air Including C.C. Max	Fluid Loss C.C. Max	Length (In.) Connected
AERFBM1073	-3	3000	.02	.10	4.10"
AERFBM1074	-4	3000	.02	.10	4.25"

Steel Inverted Flare Brake Adapters


Part No.	"A" Hose Fitting Dash Sizes	"B" Brake Thread Size
SAE 37° Male Flare to 30° Inverted Flare (Two Per Package)		
AERFCM2925	-4	7/16"-20
SAE 37° Male Flare to Female Inverted Flare (Two Per Package)		
AERFCM2936	-3	3/8"-24
AERFCM2937	-4	3/8"-24
SAE 37° Male Flare to 42° Inverted Flare (Short Hex, Two Per Package)		
AERFCM2926	-3	3/8"-24
AERFCM2927	-4	3/8"-24
AERFCM2928 *	-3	3/8"-24
AERFCM2929	-3	7/16"-24
AERFCM2930	-4	7/16"-24
AERFCM2931	-4	1/2"-20
SAE 37° Male Flare to Female Inverted Flare Tee (One Per Package)		
AERFCM2909	-3	3/8"-24
AERFCM2910	-4	3/8"-24

* Fitting has small hex.



Metric Brake Adapters

Part No.	"A" Hose Fitting Dash Sizes	"B" Brake Thread Size
SAE 37° Male Flare to Metric Flare (Two Per Package)		
AERFCM2941	-3	10mm X 1"
AERFCM2942	-3	10mm X 1.25"
AERFCM2943	-4	10mm X 1"
AERFCM2944	-4	10mm X 1.25"
SAE 37° Male Flare to Female Metric Flare (Two Per Package)		
AERFCM2945	-3	10mm x 1"
AERFCM2946	-4	10mm x 1"



O-Rings

Nitrile Part No.	EPR Part No.	Dash Size	"A"	"B"
AERFCM3472*	—	-3	.301"	.064"
AERFCM3473*	AERFCM3463**	-4	.351"	.072"
AERFCM3474*	AERFCM3464**	-6	.468"	.078"
AERFCM3475*	AERFCM3465**	-8	.644"	.087"
AERFCM3476*	AERFCM3466**	-10	.755"	.097"
AERFCM3477*	AERFCM3467**	-12	.924"	.116"
AERFCM3497*	AERFCM3468**	-16	1.171"	.116"

* Nitrile O-rings are for use with gasoline (ten per package)

** EPR O-rings are for use with alcohol (five per package)

Aluminum Dust Plugs and Caps

Keeps dirt and contamination out of oil, fuel, and cooling systems when not in use.




Dash Size	Thread	Plug Part No.	Cap Part No.	No. Per Pkg.
-04	7/16"-20	AERFBM3655	AERFBM3648	20
-06	9/16"-18	AERFBM3656	AERFBM3649	20
-08	3/4"-16	AERFBM3657	AERFBM3650	20
-10	7/8"-14	AERFBM3658	AERFBM3651	12
-12	1-1/16"-12	AERFBM3659	AERFBM3652	10
-16	1-5/16"-12	AERFBM3660	AERFBM3653	10

Aluminum Tank Welding Bungs

Part No.	"A" Dash Size	"B" Dim.	"C" Dim.
AERFCM2403	-06	1.56"	.59"
AERFCM2404	-08	1.75"	.68"
AERFCM2405	-10	1.87"	.75"
AERFCM2406	-12	2.00"	.90"
AERFCM2407	-16	2.25"	.93"

Note: Use O-ring for sealing. Accepts male AN flare with hex or boss O-ring plug.



Quick Disconnect Radiator/Cooling Refill Coupling

Coupling assembly quickly and effectively drains cooling systems. Internal components are corrosion-resistant stainless steel and Viton seals prevent the possibility of leakage. Features 1/2" NPT threads on each end. Ideally installed on lower radiator outlet or in-line on lower hose. Requires purchase of one male and one female coupling.



Part No.	Description
AERFBM1153	Male Aluminum Quick-Disconnect Coupling
AERFBM3113	Female Steel Quick-Disconnect Coupling, 1.6 oz.
AERFBM3114	Female Aluminum Quick-Disconnect Coupling, 3.97 oz.

Universal Bypass Regulator AFS13301

May be used with carbureted or EFI fuel systems. Fuel pressure is adjustable from 3-20 PSI with standard spring (installed) or 20-60 PSI with included high-pressure spring. Compatible with pumps up to 250 GPH.



Fuel Pressure Gauges

Compact, easily read gauges are 1-1/2" diameter with stainless steel cases.



Part No.	Description
AFS15632	Fuel Pressure Gauge, 0-15 PSI
AFS15633	Fuel Pressure Gauge, 0-100 PSI

Pro Series In-Line Filters

Bright dip black anodized filters are 7" long x 2-1/2" diameter with -12AN ports. Choose 10-micron fabric or 100-micron stainless elements. 10-micron filter installs on pressure/outlet side of pump. 100-micron unit is used on inlet side of pump.



Part No.	Element	Replacement Element
AFS12302	100-Micron Stainless (Coarse)	AFS12602
AFS12310	10-Micron Fabric (Fine)	AFS12610

SS Series In-Line Filter AFS12303

Designed for use on the pressure/outlet side of SS fuel pump (AFS11203), red anodized filter is 3-1/2" long x 1-1/2" diameter with 3/8" NPT ports and a 40-micron (medium) fabric element.



In-Line Filter AFS12304

Red anodized in-line filter is 5" long x 2" diameter and installs on the inlet side of the fuel pump. Filter has -10AN ports and includes a 100-micron (coarse) stainless element. Replacement element is AFS12604.



Tapered Flare Fittings

High-flow aluminum fittings include O-ring bosses for a smooth transition from the radius to the 37° flare. Black anodized fittings are ideal for use with fuel pumps or regulators. Sold individually.



Part No.	Description
AFS15605	-8AN O-Ring Boss to -6AN Male Flare Adapter
AFS15606	-6AN O-Ring Boss to -6AN Male Flare Adapter
AFS15607	-8AN O-Ring Boss to -8AN Male Flare Adapter
AFS15608	-10AN O-Ring Boss to -10AN Male Flare Adapter
AFS15609	-10AN O-Ring Boss to -6AN Male Flare Reducer
AFS15610	-10AN O-Ring Boss to -8AN Male Flare Reducer
AFS15612	-12AN O-Ring Boss to -12AN Male Flare Adapter
AFS15613	-12AN O-Ring Boss to -10AN Male Flare Reducer
AFS15614	-6AN To -8AN Male Flare Reducer Union Fitting
AFS15615	-6AN Male To 3/8"NPT Male Adapter Fitting
AFS15617	-10AN O-Ring Boss Port Plug
AFS15618	-8AN O-Ring Boss Slim Line Port Plug
AFS15626	-6AN Port Plug

One-Way Check Valves

Designed for in-line installation.

Part No.	Description
AFS15106	-6AN Check Valve
AFS15107	-10AN Check Valve



EVO4S Data Logger AIMX61E4S4001GS

The EVO4S utilizes one connector per channel and a completely redesigned internal electronic board that is fully compatible with Aim dash loggers and new Race Studio software. Unit samples data from the ECU via CAN, RS232, or K-line, and from analog/digital inputs, external expansions, and predefined math channels. Sensors may be connected to five configurable analog channels, to the RPM input, and 2-wheel speed inputs. Often expanded for use with the channel expansion unit and the SmartyCam HD camera. Sold complete with the GS Dash for display, GPS08 roof mount module, and 4m cable.



Part No.	Description
Related /Replacement Components	
AIMX08CHANEXPO	EVO4S Channel Expansion
X05TTS01B0	Infrared Tire Temperature Sensor

Sensors and Data Logging Accessories

Sensors allow collecting critical performance data, allowing teams to learn what is occurring on the race car, while aiding tuning and troubleshooting. Sensors feature a straight link, wired by a 4-pin binder with a standard pinout.



Part No.	Description
AIM3CVGAS807	EGT K-Type Thermocouple
AIMEGT-0335-X	EGT K-Type Thermocouple, Open Tip with Bung Kit
AIMLSP552410	EGT Bung, Closed Tip, M5 (0.8mm)
AIMLTP560140	Stainless Steel 712 Binder Cap with O-Ring Seal, Untethered
AIMLX-PA-10-AIMSP	String Potentiometer, 10" Stroke, 719 4-Pin
AIMMS-WATERFITTING-T	In-line Water Temperature Coupler Fitting, 5/8" to 3/4", M10 x 1.25
AIMX05PSA0015018	Fuel/Oil Pressure Sensor, 0-150 PSI, 1/8" NPT
AIMX05NPTA4513BPSP	Infrared Optical Lap Receiver with Metallic Connector and 140 cm Cable
AIMX05PSA02000P18	Brake Pressure Sensor, 0-2,000 PSI
AIMX05SOT14A4517BML	Cylinder Head Temperature Sensor, 14mm



NEW VENDOR

Solo 2 and Solo 2 DL GPS Lap Timers

The most effective method to acquire accurate lap times, the Solo 2 utilizes advanced GPS data to deliver unparalleled speed and accuracy. Relying upon a database of over 2,000 race tracks, lap timer identifies its position, recognizes the starting line coordinates of the track, and immediately begins sampling lap times. Unit can provide precise and powerful data that may be reviewed on the built-in screen immediately after each session, or through Wi-Fi utilizing a PC. Available Solo 2 DL additionally allows connecting to the vehicle's ECU to collect even more data with just a single added cable.



Part No.	Description
AIMX47SOLO2001U0 **	Solo 2 with Battery Charger and 120 Volt Adapter
AIMX47SOLO2002U0	Solo 2 with 12-Volt Direct Power
AIMX47SOLO2DL01U0 **	Solo 2 DL with CAN/K-Line/Ext. Power Cable with OBDII Connector, Battery Charger and 120 Volt Adapter
AIMX47SOLO2DL02U0 **	Solo 2 DL with RS-232/CAN/Ext. Power Cable, Battery Charger and 120 Volt Adapter
AIMX47SOLO2DL03U0 **	Solo 2 DL with RPM/Ext. Power Cable, Battery Charger and 120 Volt Adapter

Replacement Components/Accessories

AIMDNKTKPFSOL5*	Universal Mounting Bracket
AIMX46KSTG00	Roll Bar Mounting Kit
AIMX46KSV00	Suction Cup Mounting Kit
AIMX47KPFSSOLO2R0	Mounting Bracket

* For Solo/Solo DL only; not for Solo 2/Solo 2 DL.

** For standard North American Outlets

IR Beacon Transmitter AIMX02TXKMA01

Optical lap transmitter works with an optic receiver to display lap times on a data logger instantly. Simply position the transmitter at the start/finish line to record lap times. Unit operates in "lower power" mode with AA batteries, or with the external wiring harness and a 12-volt battery in "high power" for wider tracks.



SmartyCam HD

HD camera is engineered exclusively for motorsports with the goal of providing superior video quality and improving on-track performance. Unit overlays GPS data including track map and vehicle position, speed, lap, and split times. With the addition of an Aim logger connected to the ECU, RPM, throttle, engaged gear, acceleration, temperatures, pressures, and other critical performance values may be overlaid as well. Included Race Studio 3 software allows configuring videos as desired. Recording may be started/stopped automatically when the speed/RPM threshold is exceeded, eliminating the need for driver interaction.



Part No.	Description
AIMX99SHD6706U	SmartyCam HD with 4m CAN Bus, 67° Lens
AIMX99SHD8406U	SmartyCam HD with 4m CAN Bus, 84° Wide View Lens
Replacement/Accessory Components	
AIMV02566060	CAN Harness – L = 4 mt
AIMV02566070	CAN Harness – L = 2 mt
AIMV02566300	4m CAN Bus and Integrated 3.5 Female Jack for Ext. Microphone Harness
AIMX90KSSMCO	Mounting Kit for 1"-2.1" Roll Bar
AIMX40GPS080M0400	GPS08 Roof Mount Module with 4m Cable

MultiChron Stopwatch AIMX02CHRON5

MultiChron stopwatch/timer allows tracking up to four competitors simultaneously, displaying the best laps, and up to 99 laps per driver on a bright, backlit display. Unit also offers split timing with up to nine splits per driver.



MyChron5S/MyChron 5S 2T Dash Logger

Engineered for use on karts, the MyChron 5S combines the sampling of kart data with new GPS capabilities that record precise, reliable data including lap and split times, speed, RPM, single temperature, track position, acceleration, and more. Unit includes the ability to offer basic information to newcomers or the most advanced data to professionals. Large 268mm x 128mm pixel graphical display with 8 backlighting colors eases readability. Data may be downloaded wirelessly utilizing a Wi-Fi connection without the need for a data key or PC connection if desired. Available MyChron5S 2T additionally includes the ability to sample a second temperature of choice. Sold complete with battery charger, RPM cable and temperature sensor(s).



Part No.	Description
AIMXD1M5SCHT140U	MyChron 5S with Cyl. Head Temp. Sensor
AIMXD1M5STRM10U	MyChron 5S with M10 Water Temp. Sensor
AIMXD2M5S2TEGTRM1011U	MyChron 5S 2T with (2) M10 Temp. Sensors

Replacement/Accessory Components

AIM2BT18650TDM	Battery
AIMX06A12VBMU	12-Volt Battery Charger
AIMX80MYC5TPB	Battery Cover/Block-Off Plate Kit
AIMX08MYCEXP00	Expansion Channel Multiplier, MyChron4/MyChron5S
AIMML552210	Clip for RPM Pickup
AIMV02557020	External Power Cable
AIMV02557070	MyChron 5S 2T Patch Cable, (2) Thermocouple
AIMV02557110	MyChron 5S 2T Patch Cable, (1) Thermocouple, (1) Thermal Resistor
AIMX05SNRPMY0	RPM Cable
AIMX05SOT14A4517BML	Cylinder Head Temperature Sensor, 14mm
AIMX41RX12090	Optical Lap Receiver



GP Pro Comp Suit

Lightweight, three-layer driving suit meets both 3.2A/5 and FIA 8856-2000 standards, and utilizes knitted stretchable panels for maximum comfort and breathability. Suit also features a tall, ribbed collar, fully floating arm construction, adjustable collar and belted waist. Offered in black/red, asphalt/white/red, or black/fluorescent orange.

Size	Black/Red	Asphalt/White/Red	Black/Fluorescent Orange
Medium	ALP3352119-13-52	ALP3352119-9123-52	—
Medium/Large	—	—	ALP3352119-156-54
Large	ALP3352119-13-56	ALP3352119-9123-56	ALP3352119-156-56
Large/X-Large	ALP3352119-13-58	ALP3352119-9123-58	ALP3352119-156-58
X-Large	ALP3352119-13-60	ALP3352119-9123-60	ALP3352119-156-60
X-Large	ALP3352119-13-62	—	—
XX-Large	ALP3352119-13-64	—	—

Knoxville Suit

One-piece Knoxville racing suit is designed exclusively for the Saturday night racer. Two-layer construction suit offers added comfort and weight savings. The 100% Aramidic outer layer provides superior resistance to heat, while the Aramidic inner layer provides maximum heat protection. Suit also includes elasticized waist, boot cut pant legs, shoulder epaulettes, and thigh pockets. Meets SFI 3.2A/5 specifications. Choose from black, black/red, or blue.



Size	Black	Black/Red	Blue
X-Small	ALP3355921-12-46	ALP3355921-143-46	—
Small	ALP3355921-12-48	ALP3355921-143-48	ALP3355921-971-48
Small/Medium	ALP3355921-12-50	—	—
Medium	ALP3355921-12-52	ALP3355921-143-52	ALP3355921-971-52
Medium/Large	ALP3355921-12-54	ALP3355921-143-54	ALP3355921-971-54
Large	ALP3355921-12-56	ALP3355921-143-56	ALP3355921-971-56
Large/X-Large	ALP3355921-12-58	ALP3355921-143-58	ALP3355921-971-58
X-Large	ALP3355921-143-60	ALP3355921-143-60	ALP3355921-971-60
X-Large/XX-Large	ALP3355921-12-62	ALP3355921-143-62	ALP3355921-971-62
XX-Large	ALP3355921-12-64	ALP3355921-143-64	ALP3355921-971-64
XX-Large/XXX-Large	ALP3355921-12-66	ALP3355921-143-66	ALP3355921-971-66

GP Race Suit

One-piece, double-layer GP Race Suit v2 features anatomical arm, leg, and torso paneling for improved driver position comfort. Advanced, Aramidic inner and outer layers combine to deliver exceptional heat protection and increased comfort. A Velcro adjustable collar and belted waist help provide a precise fit. Certified to meet new FIA 8856-2018 specifications. Offered in black/fluorescent orange, grey/black/red or silver/red.



Size	Black/Fluorescent Orange	Grey/Black/Red	Silver/Red
Medium	—	ALP3355121-1431-52	—
Medium/Large	ALP3355121-1424-54	ALP3355121-1431-54	ALP3355121-1913-54
Large	ALP3355121-1424-56	ALP3355121-1431-56	ALP3355121-1913-56
Large/X-Large	—	ALP3355121-1431-58	ALP3355121-1913-58
X-Large	ALP3355121-1424-60	ALP3355121-1431-60	ALP3355121-1913-60

SP Shoe

Sleek SP racing shoes meet SFI 3.3 specifications and feature suede-leather construction and a sharp profile. Shoes include an ergonomically designed foot bed, lace closure system, ultra-lightweight design, and offer exceptional pedal feel. Black only.



Size	Black
5	ALP2710621-10-6
7	ALP2710621-10-7
7.5	ALP2710621-10-7.5
8	ALP2710621-10-8
8.5	ALP2710621-10-8.5
9.5	ALP2710621-10-9.5
10	ALP2710621-10-10
10.5	ALP2710621-10-10.5
11	ALP2710621-10-11
12	ALP2710621-10-12
13	ALP2710621-10-13

Engine Glove

A lightweight, multi-material mechanic's glove that combines stretch mesh and stretch fabric with synthetic suede palms for comfort and protection. Short-cuff glove features touch-screen compatible fingertip for eased use of handheld devices. Black/gray only.



Size	Part No.
Small	ALP3552519-106-S
Medium	ALP3552519-106-M
Large	ALP3552519-106-L
X-Large	ALP3552519-106-XL
XX-Large	ALP3552519-106-XXL

Tech 1-T Shoe

The Tech 1-T combines a durable, full-grain leather and suede outer with a para-aramidic fiber tubular lining for maximum safety and comfort. Shoe meets FIA 8856-2000 and SFI standards, uses a dual-closure adjustable hook-and-loop strap traditional lacing, and a hidden loop system for secure closure. Choose from black, black/silver, or black/white/red.



Size	Black	Black/Silver	Black/White/Red
8	ALP2710119-12B-8	ALP2710119-119-8	ALP2710119-123-8
8-1/2	ALP2710119-12B-8.5	ALP2710119-119-8.5	ALP2710119-123-8.5
9	ALP2710119-12B-9	ALP2710119-119-9	ALP2710119-123-9
9-1/2	ALP2710119-12B-9.5	ALP2710119-119-9.5	ALP2710119-123-9.5
10	ALP2710119-12B-10	ALP2710119-119-10	ALP2710119-123-10
10-1/2	ALP2710119-12B-10.5	ALP2710119-119-10.5	ALP2710119-123-10.5
11	ALP2710119-12B-11	ALP2710119-119-11	ALP2710119-123-11
12	ALP2710119-12B-12	ALP2710119-119-12	ALP2710119-123-12



Tech 1-ZX Glove **NEW!**

Premium Tech 1-ZX v2 glove features increased comfort and feel through the use of inside seams on the thumb and outside seams and the other fingers. The open cuff design and 180° elasticized wrist allow easy entry and a secure fit. Meets new FIA 8856-2018 specifications. Offered in black/red, black/grey, or black/fluorescent orange.



Size	Red/Black	Black/Fluorescent Orange
Small	ALP3550320-1036-S	ALP3550320-156-S
Medium	ALP3550320-1036-M	ALP3550320-156-M
Large	ALP3550320-1036-L	ALP3550320-156-L
X-Large	ALP3550320-1036-XL	ALP3550320-156-XL
XX-Large	ALP3550320-1036-2XL	ALP3550320-156-2XL

Tech 1 Race Glove

New and improved v2 glove uses Nomex main construction with fire-resistant lining to meet stringent SFI 3.3A/5 and FIA 8856-2018 specifications. Gloves combine single-panel top construction, foam knuckle, wrist padding, and pre-curved fingers and palms for improved feel and comfort.



Size	Black/White	Black/Red
Small	ALP3551120-12B-S	ALP3551120-13-S
Medium	ALP3551120-12B-M	ALP3551120-13-M
Large	ALP3551120-12B-L	ALP3551120-13-L
X-Large	ALP3551120-12B-XL	ALP3551120-13-XL
XX-Large	ALP3551120-12B-2XL	ALP3551120-13-2XL

Size	Black/Fluorescent Yellow	Black/Fluorescent Orange
Small	ALP3551120-155-S	ALP3551120-156-S
Medium	ALP3551120-155-M	ALP3551120-156-M
Large	ALP3551120-155-L	ALP3551120-156-L
X-Large	ALP3551120-155-XL	ALP3551120-156-XL
XX-Large	ALP3551120-155-2XL	ALP3551120-156-2XL

Tech 1 Start Glove

New and improved, v2 glove features inside seams on all fingers for unsurpassed comfort, fit, and feel. Anatomically optimized and streamlined for the tight confines of today's modern cockpits. Close-fitting, straight extended cuffs help provide a secure closure. Meets new FIA 8856-2018 standards.



Size	Black/White	Red/White
Small	ALP3551620-12B-S	ALP3551620-32-S
Medium	ALP3551620-12B-M	ALP3551620-32-M
Large	ALP3551620-12B-L	ALP3551620-32-L
X-Large	ALP3551620-12B-XL	ALP3551620-32-XL
XX-Large	ALP3551620-12B-2XL	ALP3551620-32-2XL

Size	Fluorescent Yellow	Blue/White
Small	ALP3551620-551-S	ALP3551620-7022-S
Medium	ALP3551620-551-M	ALP3551620-7022-M
Large	ALP3551620-551-L	ALP3551620-7022-L
X-Large	ALP3551620-551-XL	ALP3551620-7022-XL
XX-Large	ALP3551620-551-2XL	ALP3551620-7022-2XL

ZX EVO Tech Layers **NEW!**

Constructed with Lenzing FR, an innovative material that features superior flame resistance and protection against heat transfer. Formula 1 specification undergarments are lightweight and comfortable. ZX EVO v3 undergarments meet new FIA 8856-2018 standards. Choose from black, grey, or white.



Size	Long Sleeve/Black	Long Sleeve/Gray
Tops		
X-Small/Small	ALP4755220-106A-XS/S	ALP4755220-201B-XS/S
Medium/Large	ALP4755220-106A-M/L	ALP4755220-201B-M/L
X-Large/XX-Large	ALP4755220-106A-X/2X	ALP4755220-201B-X/2X

Size	Black	Gray
Bottoms		
X-Small/Small	ALP4755720-106A-XS/S	ALP4755720-201B-XS/S
Medium/Large	ALP4755720-106A-M/L	ALP4755720-201B-M/L
X-Large/XX-Large	ALP4755720-106A-X/2X	ALP4755720-201B-X/2X

Size	Black	White
Socks		
Small	ALP4704021-10-S	ALP4704021-20-S
Medium	ALP4704021-10-M	ALP4704021-20-M
Large	ALP4704021-10-L	ALP4704021-20-L
X-Large	ALP4704021-10-XL	ALP4704021-20-XL

Race Tech Layers **NEW!**

Specifically designed to provide added protection, undergarments are lightweight and offer exceptional breathability. Race v3 series undergarments meet new FIA 8856-2018 certification.



Size	Dark Gray	Light Gray
Race Top/Long Sleeve		
Small	ALP4754520-1112-S	ALP4754520-11-S
Medium	ALP4754520-1112-M	ALP4754520-11-M
Large	ALP4754520-1112-L	ALP4754520-11-L
X-Large	ALP4754520-1112-XL	ALP4754520-11-XL
XX-Large	ALP4754520-1112-2XL	ALP4754520-11-2XL

Size	Black	White
Race Bottoms		
Small	ALP4754720-1112-S	ALP4754720-11-S
Medium	ALP4754720-1112-M	ALP4754720-11-M
Large	ALP4754720-1112-L	ALP4754720-11-L
X-Large	ALP4754720-1112-XL	ALP4754720-11-XL
XX-Large	ALP4754720-1112-2XL	ALP4754720-11-2XL

Size	Black	White
Race Socks		
Small	ALP4704321-10-S	ALP4704321-20-S
Medium	ALP4704321-10-M	ALP4704321-20-M
Large	ALP4704321-10-L	ALP4704321-20-L
X-Large	ALP4704321-10-XL	ALP4704321-20-XL



Part No.	Color
ALP4754820-1112-0/S	Dark Gray
ALP4754820-11-0/S	Light Gray
ALP4754920-106A-0/S	Black
ALP4754920-201B-0/S	White



Goanna Duffel

ALP6106018-140-O/S

Large, heavy-duty bag is 32.3" x 15.4" x 17.7" (82cm x 39cm x 45cm), making it well suited to storing driving suits, garments, shoes/boots, etc. Bag features a large main storage area and several smaller compartments with walls that may be removed to provide a single, large storage area, if desired. Two-strap handle eases transport.



Komodo Travel Bag

ALP6106118-140-O/S

Sized to secure all protective gear, travel bag is 37" x 17.7" x 15.7" (94cm x 45cm x 40cm) and may be transported using the two-strap handle or smooth, outdoor rolling wheels. Incorporated storage compartments include removable divider walls to provide a single, extra-large storage area, if desired.



Youth Neck Support

ALP6540118-155-O/S

Lightweight support provides an alternative load path for excess energy that compresses the neck of youth during oval track or kart racing, increasing safety and reducing the risk of injury. Ergonomically designed support features a rigid polymer frame with soft injected EVA to deliver a perfect fit. Fits 8-14 yr. olds.



Sequence Youth Neck Roll

Developed specifically for young oval track or and kart racers. Sequence neck support is ergonomically profiled to deliver superior neck support. Neck roll features a soft PU foam base and hard EVA layer to deliver exceptional energy dissipation.



Part No.	Description
ALP6741018-13-S/M	6-10 Yrs. Old.
ALP6741018-13-L/XL	10-14 Yrs. Old

Meta Road Shoe **NEW!**

Comfortable, yet rugged shoe is well suited to mechanics and crew personnel that desire an easy slip-on design, while the large toebox allows the toes to spread out for easy kneeling. Oil-resistant soles grip better on dirty surfaces and a removable inner sock improves breathability. Lightweight construction with 360° tongue helps provide a "glove-like" fit. Black only.

Size	Part No.
7.5	ALP2654520S-111-7.5
8	ALP2654520S-111-8
8.5	ALP2654520L-111-8.5
9	ALP2654520L-111-9
9.5	ALP2654520L-111-9.5
10	ALP2654520L-111-10
10.5	ALP2654520L-111-10.5
11	ALP2654520L-111-11
11.5	ALP2654520L-111-11.5
12	ALP2654520L-111-12
12.5	ALP2654520L-111-12.5
13	ALP2654520L-111-13
13.5	ALP2654520L-111-13.5



Vibe Impact Series

Made with thermoplastic rubber metacarpal bumpers for maximum dexterity. Synthetic leather-reinforced padded palm reduces vibration and softens blows to the palm. Special fingertips allow operation of touch-screen computers and smart devices without taking gloves off.



Size	Black	Red	Florescent Green
Small	ASCAG03-01-S	ASCAG03-02-S	—
Medium	ASCAG03-01-M	ASCAG03-02-M	ASCAG03-04-M
Large	ASCAG03-01-L	ASCAG03-02-L	ASCAG03-04-L
X-Large	ASCAG03-01-XL	ASCAG03-02-XL	ASCAG03-04-XL
XXX-Large	ASCAG03-01-XXXL	—	ASCAG03-04-XXXL

Size	Coyote	Stealth
Small	—	ASCAG03-07-S
Large	ASCAG03-05-L	ASCAG03-07-L
X-Large	ASCAG03-05-XL	ASCAG03-07-XL

Heat Sleeves ASCAGHS-PR

These 18" long, 100% modacrylic, double-layer heat sleeves are able to withstand up to 600°F and are manufactured with thumb holes for a more secure fit.



Standard Mechanic Series

Streamlined glove with specialized fingertips allows the user to operate touch-screen devices like smart phones and diagnostic tools. Manufactured with cut- and puncture-resistant materials, gloves have synthetic leather split palm and breathable mesh top.



Size	Black	Red	Florescent Green
Small	—	ASCAG02-02-S	—
Medium	ASCAG02-01-M	ASCAG02-02-M	ASCAG02-04-M
Large	ASCAG02-01-L	ASCAG02-02-L	ASCAG02-04-L
X-Large	ASCAG02-01-XL	ASCAG02-02-XL	—
XX-Large	ASCAG02-01-XXL	—	—
XXX-Large	—	—	ASCAG02-04-XXXL
XXX-Large	—	—	—

Size	Coyote	Stealth
Medium	—	ASCAG02-07-M
Large	—	ASCAG02-07-L
X-Large	—	ASCAG02-07-XL
XX-Large	ASCAG02-05-XXL	—

Driver X Series

The choice of championship drivers, the Driver X is constructed from fire-resistant, breathable Carbon X. Goatskin leather palms add longevity without loss of feel, while the elastic wrist design adds security. Meets SFI 3.3/1 specifications. Black only.

Size	Part No.
Small	—
Medium	ASCAGD1-01-M
Large	ASCAGD1-01-L
X-Large	ASCAGD1-01-XL
XX-Large	ASCAGD1-01-XXL





Pro High-Performance Synthetic Blend Motor Oil

High-performance lubricant includes a blend of high-quality synthetics and mineral base stocks for outstanding engine protection, even under high-stress racing conditions. Sold in quart bottles, or in cases of 12 quarts.

Description	1-Quart Bottle	1 Case (12) Quarts
5W-20 Motor Oil	AMA75646-56	AMA160-75646-56
5W-30 Motor Oil	AMA75666-56	AMA160-75666-56
5W-40 Motor Oil	—	AMA160-65696-56
5W-50 Motor Oil	AMA75616-56	AMA160-75616-56
10W-30 Motor Oil	AMA75676-56	AMA160-75676-56
10W-40 Motor Oil	AMA75686-56	AMA160-75686-56
15W-50 Motor Oil	AMA75636-56	AMA160-75636-56
20W-50 Motor Oil	AMA75696-56	AMA160-75696-56



Elixir Full Synthetic 75W-90 Gear Lube

Elixir gear lubricant delivers maximum protection to gear sets, providing longer gear life, maximum gear protection, and improved efficiency. GL-5 lubricant is manufactured from 100% synthetic base oils and includes a specialized additive system for unsurpassed durability. Sold in one-quart bottles, or in cases of 12 quarts.

Description	1-Quart Bottle	1 Case (12) Quarts
Elixir Full Synthetic 75W-90	AMA73166-56	AMA160-73166-56



Elixir Full Synthetic Motor Oil

Formulated with 100% base stocks and a package of state-of-the-art additives. Versatile formula is well suited for street or competition racing applications. Sold in quart bottles, or in cases of 12 quarts.

Description	1-Quart Bottle	1 Case (12) Quarts
0W-20 Motor Oil	AMA65756-56	AMA160-65756-56
0W-40 Motor Oil	—	AMA160-65776-56
5W-20 Motor Oil	AMA75746-56	AMA160-75746-56
5W-30 Motor Oil	AMA75766-56	AMA160-75766-56
5W-40 Motor Oil	AMA65796-56	AMA160-65796-56
5W-50 Motor Oil	AMA75716-56	AMA160-75716-56
15W-50 Motor Oil	AMA75736-56	AMA160-75736-56



Hypoid Gear Multi-Purpose Gear Lube

Hypoid Gear Multi-Purpose lubricant combines the benefits of maximum gear protection at minimum cost. GL-5 lubricant satisfies basic rear axle performance requirements to a wide variety of differentials. Sold in one-quart bottles, or in cases of 12 quarts.

Description	1-Quart Bottle	1 Case (12) Quarts
Hypoid Gear Multi-Purpose 75W-90	AMA73116-56	AMA160-73116-56
Hypoid Gear Multi-Purpose 85W-140	AMA73156-56	AMA160-73156-56



DX III-H/M Automatic Transmission Fluid

Recommended for a wide range of transmissions specifying Dexron III/Mercon ATF. May also be used in power steering units and other hydraulic systems that specify Dexron III/Mercon type transmission fluids. Sold in quart bottles, or in cases of 12 quarts.

Description	1-Quart Bottle	1 Case (12) Quarts
DX III-H/M ATF	AMA72836-56	AMA160-72836-56



Premium DOT 3 and DOT 4 Brake Fluids

DOT 3 and DOT 4 brake fluids minimize corrosion, lubricates, and controls seal swelling over a wide temperature range. DOT 3 fluid has a minimum boiling point of 450°F, while the DOT 4 fluid includes a minimum boiling point of 475°F. Sold in 12-oz. container, or in cases.

Description	12-oz. Container	1 Case, (12) 12-oz. Containers
DOT 3	AMA65031-92	AMA160-65031-92
DOT 4	AMA65041-92	AMA160-65041-92



Blue Hi-Temp Grease

Lithium complex grease is intended for automotive applications requiring protection from extreme pressure, oxidation, water resistance, and rust. Suitable for wheel bearings, ball joints, etc. Sold in 1-lb. tubs, 14-oz. cartridges, or in cases of tubs or cartridges.

Description	1-lb. Tub	1 Case (12) Tubs	14-oz. Cartridge	1 Case (10) Cartridges
Blue Hi-Temp Grease	AMA68326-93	AMA160-68326-93	AMA68321-91	AMA160-68321-91



Elixir Tri-Vis Plus Gear Lube

Tri-Vis Plus is a multi-graded (75W-85W-140) gear lubricant that meets most field requirements defined by the API and SAE. The GL-5 lubricant includes a robust additive system and improved viscosity modifiers that allow it to replace 80W-90 and 85W-140 gear oils. Sold in one-quart bottles, or in cases of 12 quarts.

Description	1-Quart Bottle	1 Case (12) Quarts
Elixir Tri-Vis Plus 75W-85W-140	AMA71376-56	AMA160-71376-56



Elixir Synthetic Blend Grease

Elixir offers improved protection when compared to traditional greases. Sold in 15-oz. cartridges, or in cases of 10 cartridges.

Description	15-oz. Cartridge	1 Case (10) 15-oz. Cartridges
Elixir Synthetic Blend Grease	AMA68342-94	AMA160-68342-94



Ryan Zielski

Stan Kalwasinski

Lithium-Ion Motorsports Batteries

These lithium-ion starter batteries are offered in 12-volt models. The small-case batteries are designed for the power-sports and auto racing market, offering small, powerful batteries producing up to 480 CCA while only weighing 3 lbs. The OEM motorcycle/ATV batteries with CCA ratings from 480-720 and weighing 3-5 lbs. are direct replacements for various powersports models and can also be used for circle track.

ANTAG-1601



Part No.	Description	CCA	Weight
12-Volt Batteries			
ANTAG-1601	Small Case Model, 4-1/2"L x 3-1/4"W x 5-1/4"H	480	3 lbs. 4 oz.
ANTAG-ATX12-16-R	OEM Cycle/ATV, 5-7/8"L x 3-7/16"W x 5-1/8"H	480	3 lbs.
ANTAG-ATX12-20-R	OEM Cycle/ATV, 5-7/8"L x 3-7/16"W x 5-1/8"H	600	4 lbs. 3 oz.
ANTAG-ATX12-24-R	OEM Cycle/ATV, 5-7/8"L x 3-7/16"W x 5-1/8"H	720	5 lbs.

Micro-Start XP-10 ANTAG-XP-SPT-BLK

The Micro-Start SPORT is one of the smallest lithium-ion Jump-Starter/Personal Power Supply (PPS) units available. It's also the most compact Micro-Start kit we offer. The SPORT is small enough to fit in your pocket yet so powerful it easily starts cars, trucks, motorcycles, ATVs, UTVs, snowmobiles, watercraft & more.



Micro-Start XP-10 ANTAG-XP-10

This compact personal power supply will fit in a shirt pocket but has enough power to start a diesel engine, powersport vehicle, or charge any modern electronic device (laptop, tablet, cellphone, or GoPro). 600 peak amps. 9"L x 3.2"W x 1.2"T. Complete with carrying case.



Timing Pointers

ATI's timing pointers are used specifically for Super Damper and have up to 4 degrees of adjustment. CNC-machined from billet aluminum and black anodized for a professional appearance.



Part No.	Description
ATI918950	SB Chevy Pointer for 6-3/8" Damper
ATI918954	SB Chevy Pointer for 7" Damper

Super Damper

Super Dampers are unaffected by heat, and control vibration throughout the entire RPM range. Dampers have unique, fully captured inertia rings and patent-pending elastomer O-ring mountings for unequalled engine protection.



Part No.	Engine	Dia.	Material	Balance	Total Weight
Small Block Chevy					
ATI917410	283-350	6.325"	Aluminum/Steel	Internal	6.5 lbs.
ATI917480	283-350	6.325"	Aluminum/Aluminum	Internal	4.75 lbs.
ATI917780	283-350	7"	Steel	Internal	11 lbs.
ATI917781	283-350	6.325"	Steel	Internal	8.5 lbs.



Commando 33-Gallon Sprint Fuel Cell Assembly

Designed and tested by Factory Kahne, cell has a full 33-gallon outlaw capacity and features a low/forward center of gravity. High-impact molded tail tank shell uses a super-tough seamless design, includes heavy-duty mounting inserts for easy installation, and is ready for paint. Fitted with an FT3 ballistic nylon bladder, light composite nut ring, integral 1-gallon collector tank with doors, -12AN fuel pickup assembly, stainless steel filter, 4" x 6" aluminum fill plate with oversized, 3" dia. flush cap, -6AN vent and check valve, and -8AN return.



Description	Tail Tank Part No.	Complete Assembly Part No.
Commando 33-Gallon Fuel Cell Assembly	ATLTT433-KK	ATLSC433KK-BI2-TF698

Sprint Fuel Cells

Flexible, 28-gallon alcohol bladders are the lightest available and have a tough, seamless outer tank. Cells include 4" x 6" aluminum fill plate, -6AN vent check valve, -6AN return, internal pick-up hose and -12AN front outlet. Both have easy-access front cover panel, 2" aluminum flush cap, are resistant to methanol and ethanol, and include Velcro mounts for surge tank. Available in two configurations: a direct replacement for Fuel Safe's SB228, or as a Kahne-designed cell.



Description	Tail Tank Part No.	Bladder	Complete Assembly Part No.
Kahne-Designed Sprint Cell, 28 Gallon Complete, 11 lbs. Lighter Than Competition	ATLTT428	ATLFB428	ATLSC428
Direct Fuel Safe (SB228) Replacement, 28 Gallon Complete	—	ATLFB428-FS	—
Kahne-Designed Sprint Cell, 28 Gallon with Surge Tank and Filter	ATLTT428	—	ATLSC428-BI2-TF698



GP-7SRC

Constructed using an advanced, SRC (Super Racing Carbon) shell, the GP-7 SRC is engineered to provide exceptional comfort and protection, while remaining exceptionally lightweight. Model includes an advanced ventilation system to provide increased driver comfort.

Meets FIA 8860-2018 and Snell SA2020 standards. Offered in white or black frost.



Size	White	Black Frost
Small	ARI685311183828	ARI685311183866
Medium	ARI685311183835	ARI685311183873
Large	ARI685311183842	ARI685311183880

GP-5W

The GP-5W features an expanded eye port for a larger field of vision. Lightweight, carbon composite helmet is fitted with a hybrid EPS liner for unsurpassed safety and comfort. Meets Snell SA2020 standards. Offered in white only.



Size	Part No.
Small	ARI685311184047
Medium	ARI685311184054
Large	ARI685311184061
X-Large	ARI685311184078

SK-6

Designed primarily for karting but equally suited to other forms of racing, the SK-6 combines unsurpassed safety and comfort with lightweight construction. Constructed using a Complex Laminate Construction (CLC) shell, helmet is fitted with a soft, EPS liner. Meets Snell SA2020 specifications. White only.



Size	Part No.
X-Small	ARI685311184115
Small	ARI685311184122
Medium	ARI685311184139
Large	ARI685311184146
X-Large	ARI685311184153

Replacement Helmet Components



Part No.	Description
ARI011386	Tearoffs for GP-6, Pack of 5
ARI011389	Tearoffs for GP-5W, Pack of 5
ARI102064	PED Wicker Bill Kit
ARI112403	Pivot Kit, GP-6/SK-6
ARI112408	Shield Latch Arm Kit
ARI01-1630	GP-7 Tear-Offs, (6) Clear Sheets
ARI11-2406	GP-7 Screw Kit

Shield Visors



Description	Part No.
GP-6, SK-6	
ARI011280	Clear Shield Visor
ARI011281	Dark Tint Shield Visor
ARI011290	Light Tint Shield Visor
ARI011290	Anti-Fog Clear Shield Visor
ARI011291	Anti-Fog Dark Tint Shield Visor
ARI011292	Anti-Fog Light Tint Shield Visor
GP-5W	
ARI011321	Clear Shield Visor
ARI011322	Dark Tint Shield Visor
GP-7	
ARI01-1600	Clear Shield Visor
ARI01-1601	Dark Tint Shield Visor
ARI01-1602	Light Tint Shield Visor
ARI01-1610	Anti-Fog Clear Shield Visor
ARI01-1611	Anti-Fog Dark Tint Shield Visor
ARI01-1612	Anti-Fog Light Tint Shield Visor
ARI01-1615	Anti-Fog Clear/Pink
ARI01-1616	Anti-Fog Dark Tint/Pink
ARI01-1617	Anti-Fog Light Tint/Pink
GP-7/D-Pane	
ARI01-1620 *	Anti-Fog Clear Shield Visor
ARI01-1621 *	Anti-Fog Light Tint Shield Visor

* D-pane shields include a seal to further protect against fog in harsh racing environments.



High-Performance Series Main Bolt Kits

Reduced-sized hex-head with wide-area flange evenly distributes load during torquing. Includes hardened, parallel-ground washers. 180,000 PSI tensile strength.



Part No.	Application
ARP134-5001	SBC 2-Bolt Main, Large Journal
ARP134-5002	SBC 2-Bolt Main, Small Journal
ARP134-5202	SBC 4-Bolt Main
ARP134-5204	SBC Dart SHP Block

Cylinder Head Bolt Kits

High-performance series bolts are rated at 180,000 PSI and available with hex or 12-pt. heads. Pro Series bolts are rated at 200,000 PSI and are available only with 12-pt. heads. Most Pro Series applications have undercut short bolts to help eliminate head gasket failure. Kits include parallel-ground washers.



Application	Hi-Perf. Hex	Hi-Perf. 12-Pt.	Pro Series 12-Pt.
Small Block Chevy			
OEM Iron, Brodix -8,-10,-11, Dart -11xb, LT-AFR, Pro-1	ARP134-3601	ARP134-3701	ARP234-3701
Brodix -12 Rollover, 18°	ARP134-3602	ARP134-3702	—

Cylinder Head Stud Kits

Pro series head stud kits include aerospace quality nuts and parallel-ground, hardened washers. Kits are offered with undercut short studs to effectively eliminate head gasket failure. Rated at 200,000 PSI tensile strength.



Application	Hex Nuts	12-Pt. Nuts	12-Pt. Nuts U-Cut Studs
Small Block Chevy			
23° OEM Iron/Aluminum, Gen. III Vortec, AFR, Brownfield Brodix -8,-10,-11, Track 1, Dart Sportsman, II, Edelbrock	ARP134-4001	ARP234-4301	ARP234-4601
18° With Raised Intake 3/8"	—	ARP234-4321	ARP234-4721
Brodix -12, 18°	ARP134-4302	ARP234-4303	ARP234-4703
Dart 13° Heads	—	ARP234-4337	—

Main Stud Kits


ARP main studs eliminate main cap "walk" and protect the threads in the cylinder block. Studs are manufactured from 8740 chrome moly steel, with 200,000 PSI tensile strength.



Application	2-Bolt Main	4-Bolt Main
Small Block Chevy		
Small Journal, without Windage Tray	ARP134-5402	—
Small Journal, with Windage Tray	ARP134-5501	—
Large Journal, without Windage Tray	ARP134-5401	ARP134-5601
Large Journal, with Windage Tray	ARP234-5501	ARP234-5601
Large Journal, Splayed Cap Bolts	—	ARP234-5602
Large Journal, with Straps (F&R)	ARP234-5503	ARP234-5603
Large Journal, Splayed Caps & Straps	—	ARP234-5604
400, with Windage Tray	—	ARP234-5606
Dart "Little M", Splayed Cap Bolts	—	ARP234-5801
Dart "Little M", Splayed Cap Outer Studs	—	ARP134-5801
Dart "Little M", Iron Caps/Splayed Cap Bolts	—	ARP234-5609
World Motown Iron Block	—	ARP134-5603
Dart SHP Iron Block	—	ARP134-5605

Engine and Accessory Fastener Kits

Each of these kits contain: 12-point or hex head bolts and washers for valve covers, oil pan, intake manifold, headers, fuel pump, water pump, front cover, thermostat housing, alternator brackets, coil and distributor brackets, and motor mounts.



Application	Black Oxide		Stainless	
	Hex	12-Point	Hex	12-Point
Small Block Chevy				
350-400	ARP534-9801	ARP534-9701	ARP534-9601	ARP534-9501

Balancer Bolt Kits

Made from the finest aerospace-quality material, bolts have increased diameter with extra-tall, 12-point heads. Balancer bolts are rated at 200,000 PSI tensile strength.



Part No.	Application
ARP134-2501	SB Chevy 7/16"-20 with 5/8" Head
ARP234-2501	SB Chevy 7/16"-20 with 13/16" Head
ARP150-2501	Ford 5/8"-18 with 5/8" Head, Exc. 351C

Square Drive Balancer Bolts

Heat-treated, 8740 chrome moly balancer bolts have a 200,000 PSI rating and accept a standard 1/2" drive ratchet for easy engine rotation. Helpful when adjusting valves or performing leak-down tests.



Part No.	Application
ARP134-2503	SB Chevy
ARP150-2503	Ford, All Except 351C

Cam Bolt Kits

ARP cam bolt kits feature oversized bolt head flanges for cam button retention. Reduced socket head size eases installation and removal. High-Performance Series fasteners are rated at 180,000 PSI, and the Pro Series fasteners are rated at 200,000 PSI.



Application	12-Pt. Hi-Performance Series	12-Pt. Pro Series
SB Chevy, .750" U.H.L.	ARP134-1001	ARP234-1001
SB Chevy for Cam Button	—	ARP300-1001

Oil Pump Driveshaft Kits

Don't depend on a stock oil pump driveshaft in any high-performance racing engine. ARP shafts are made from aerospace chrome moly, with an increased body diameter, and are centerless ground after heat treatment for perfect concentricity. Chevy driveshafts are rated at 190,000 PSI; Ford units are rated at 220,000 PSI.



Part No.	Application
ARP134-7901	SB Chevy
ARP154-7901	Ford 351W
ARP154-7904	Ford 289-302



Engine Accessory Stud Kits

ARP accessory stud kits include the required number of studs for each application, washers, and either hex or 12-point nuts. Studs have a unique nut starter radius that helps prevent cross-threading, and are either black oxide coated or stainless steel. The 300 stainless material is not affected by extreme heat, eliminating retempering due to exhaust temperature cycles. Stud kits listed are rated at 170,000 PSI tensile strength.



Application	Black Oxide Hex Nuts	Black Oxide 12-Pt. Nuts	Stainless 300 Hex Nuts	Stainless 300 12-Pt. Nuts
Air Cleaner Stud Kit				
1/4" x 3.200" O.A.L.	—	—	ARP400-0306	—
Carburetor Stud Kits				
Standard, 5/16" x 1.700" O.A.L.	ARP200-2401	—	ARP400-2401	—
1/2" Spacer, 5/16" x 2.225" O.A.L.	ARP200-2403	—	ARP400-2403	—
1" Spacer, 5/16" x 2.700" O.A.L.	ARP200-2402	—	ARP400-2402	—
1-1/4" Moroso Spacer, 5/16" x 3.200" O.A.L.	ARP200-2408	—	ARP400-2408	ARP300-2408
2" Spacer, 5/16" x 3.700" O.A.L.	ARP200-2404	—	—	—
2" Moroso Spacer, 5/16" x 1.250" & 1.700" O.A.L.	ARP200-2409	—	—	—
3" Spacer, 5/16" x 4.700" O.A.L.	ARP200-2405	—	—	—
Valve Cover Stud Kits for Stamped Steel Covers				
1/4"	ARP200-7601	—	ARP400-7601	ARP400-7611
With Nuts & Washers, 8 Pcs.	—	—	—	—
1/4"	ARP200-7602	ARP200-7612	ARP400-7602	ARP400-7612
With Nuts & Washers, 14 Pcs.	—	—	—	—
Valve Cover Stud Kits for Cast Aluminum Valve Covers				
1/4"	ARP200-7603	ARP200-7613	ARP400-7603	ARP400-7613
With Nuts & Washers, 8 Pcs.	—	—	—	—
1/4"	ARP200-7610	ARP200-7620	ARP400-7606	ARP400-7616
With Nuts & Washers, 12 Pcs.	—	—	—	—
1/4"	ARP200-7604	ARP200-7614	ARP400-7604	ARP400-7614
With Nuts & Washers, 14 Pcs.	—	—	—	—
1/4"	ARP200-7605	ARP200-7615	ARP400-7605	ARP400-7615
With Nuts & Washers, 16 Pcs.	—	—	—	—
1/4", Dart/Brodix/B & B With Nuts & Washers, 8 Pcs.	—	ARP200-7616	—	—
Distributor Stud Kits				
Chevy	ARP130-1702	ARP130-1701	ARP430-1702	ARP430-1701
Header Stud Kits				
SB Chevy, 3/8" Dia., 1.670", 12 Pcs.	ARP100-1412	ARP100-1402	ARP400-1412	ARP400-1402
SB Chevy, 3/8" Dia., 1.670", 16 Pcs.	—	ARP100-1403	—	ARP400-1403
Timing Cover Stud Kits				
All Chevy V8	ARP200-1401	ARP200-1411	ARP400-1401	—
Oil Pan Stud Kits				
SB Chevy	ARP234-1901	ARP234-1902	ARP434-1901	—
Oil Pump Stud Kits				
SB Chevy	ARP230-7001	ARP230-7002	—	—
SB/BB Chevy, 3.125" High-Volume	ARP230-7003	ARP230-7004	—	—

Engine Accessory Bolt Kits

Kits include the required number of bolts for a particular application, hardened washers, and either hex or 12-point heads and nuts. Bolts are either black oxide coated or stainless. The stainless 300 material is not affected by extreme heat, eliminating retempering due to exhaust temperature cycles. All accessory bolt kits are rated 170,000 PSI tensile strength.



Application	Black Oxide Hex	Black Oxide 12-Point	Stainless 300 Hex	Stainless 300 12-Point
Valve Cover Bolt Kits for Stamped Steel Covers				
350 SB Chevy, Centerbolt Covers, 8 Pcs.	—	—	ARP400-7509	ARP400-7510
Universal, 1/4"-20 x .515", 8 Pcs.	—	ARP100-7501	ARP400-7505	ARP400-7501
Universal, 1/4"-20 x .515", 14 Pcs.	ARP100-7506	—	ARP400-7506	ARP400-7502
Valve Cover Bolt Kits for Cast Aluminum Covers				
Universal, 1/4"-20 x .812", 8 Pcs.	—	ARP100-7503	ARP400-7507	ARP400-7503
Universal, 1/4"-20 x .812", 14 Pcs.	ARP100-7504	—	ARP400-7508	ARP400-7504
Intake Manifold Bolt Kits				
SB Chevy, 265-400, Uses 3/8" Socket	ARP134-2001	ARP134-2101	ARP434-2001	ARP434-2101
Thermostat Housing Bolt Kits				
Chevy	ARP130-7402	—	ARP430-7402	ARP430-7401
Header Bolt Kits				
SB Chevy, 3/8" Dia. .750" U.H.L., 12 Pcs.	ARP100-1101	ARP100-1201	ARP400-1101	ARP400-1201
SB Chevy, 3/8" Dia. .750" U.H.L., Drilled, 12 Pcs.	ARP100-1103	ARP100-1203	ARP400-1103	ARP400-1203
Timing Cover and Water Pump Bolt Kits				
Chevy V8 Timing Cover	ARP200-1502	ARP200-1501	ARP400-1502	ARP400-1501
Chevy V8 Water Pump	ARP130-3202	ARP130-3201	ARP430-3202	ARP430-3201
Ford 289-302 Alum.Tim. Cvr. and Wat. Pump	ARP154-1504	ARP154-1503	ARP454-1504	ARP454-1503
Fuel Pump Bolt Kits				
Chevy	ARP130-1602	ARP130-1601	ARP430-1602	ARP430-1601
Oil Pan Bolt Kits				
SB Chevy	ARP234-1802	ARP234-1801	ARP434-1802	ARP434-1801
SB Chevy, 1-Pc. Rubber Gasket	ARP134-1802	ARP134-1801	ARP434-1804	ARP434-1803
Starter Bolt Kits				
Chevy, Standard 3.760" U.H.L.	—	—	ARP430-3502	ARP430-3501
Chevy, Long & Short, 1.88"/4.45"	—	—	ARP430-3505	—
Chevy, Long 4.450" U.H.L.	—	—	ARP430-3507	—

Cam Drives

Put an end to a stripped or broken cam drive. ARP's "bulletproof" cam drives are through-hardened chrome moly with a Viton seal and anodized aluminum plate.



Part No.	Description
ARP934-0005	1" Cam Drive
ARP934-0006	1-1/2" Cam Drive

Seal Plates

Precision seal plates are CNC-machined 7075-T4 aluminum anodized to resist corrosion. Available in 2.100" and 2.380" to fit most OEM or aftermarket blocks.




Part No.	Description
ARP934-0007	2.100" Cam Seal, SB Chevy
ARP934-0008	2.380" Cam Seal, Dart Aluminum Block

ARP934-0007



Rocker Arm Stud Kits

ARP rocker arm studs offer improved reliability because of longer thread engagement in the cylinder head and an extra-large radius for reduced flex. High-Performance Series rocker arm studs have a tensile strength of 180,000 PSI. Pro Series studs have a tensile strength of 200,000 PSI.

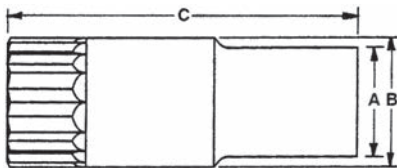


Application	Dimensions					(16-Pack) High-Performance	(2 Pack) High-Performance	(16-Pack) Pro Series
	A	B	C	D	E			
Small Block Chevy								
3/8"	1.750"	.700"	.800"	3/8"-24	7/16"-14	ARP134-7101	ARP134-7121	ARP234-7201
7/16"	1.770"	.700"	.670"	7/16"-20	7/16"-14	ARP134-7103	ARP134-7123	ARP234-7202
7/16"	1.900"	.750"	.850"	7/16"-20	7/16"-14	—	—	ARP200-7202
With Roller Rockers and Girdles	1.900"	.750"	1.000"	7/16"-20	7/16"-14	ARP100-7101	ARP100-7121	ARP200-7201
With Roller Rockers and Girdles	1.900"	.850"	.850"	7/16"-20	7/16"-14	—	—	ARP234-7206 *
With Roller Rockers and Girdles	2.100"	.850"	.800"	7/16"-20	7/16"-14	—	—	ARP334-7202 *
With Roller Rockers and Girdles	2.100"	.750"	.800"	7/16"-20	7/16"-14	—	—	ARP334-7203 *
With Roller Rockers and Girdles	2.000"	.750"	.800"	7/16"-20	7/16"-14	—	—	ARP334-7204 *

* Studs have a shank under hex to locate guide plates

Perma-Loc Rocker Arm Adjusters

Perma-Loc adjusters are the only ones on the market to incorporate several unique features to prevent loosening. Heat-treated adjuster bodies eliminate thread movement, threads are machined perpendicular to the bottom of the adjuster for a full 360° of pressure, and the set screw is machined flush for maximum rocker stud contact. Packs of 16.



Application	Thread Size	Body Dia. (B)	Length (C)	16-Pc. Pack
Stamped Steel Rocker	3/8"-24	.620"	1.200"	ARP300-8241
Stamped Steel Rocker	7/16"-20	.640"	1.200"	ARP300-8242
Aluminum Rocker	3/8"-24	.550"	1.200"	ARP300-8243
Aluminum Rocker	7/16"-20	.550"	1.200"	ARP300-8245

Self-Locking Hex Nuts

Lightweight carbon steel fasteners with a cadmium and chromate finish are ideal for high-stress, high-temperature, or severe-vibration applications.



Part No.	Description
ARP200-8102	Hex Nut, 1/4"-28 (Fine), -4 NAS, Each
ARP200-8103	Hex Nut, 5/16"-24 (Fine), -5 NAS, Each
ARP200-8104	Hex Nut, 3/8"-24 (Fine), -6 NAS, Each
ARP200-8203	12-Pt. Nut, 5/16"-24 (Fine), -5 NAS, Each
ARP200-8204	12-Pt. Nut, 3/8"-24 (Fine), -6 NAS, Each

12-Point Nuts

Constructed from 8740 chrome moly steel, fasteners are rated at 180,000 PSI and black oxide-finished.



Part No.	Description
ARP300-8302	12-Pt Nut, 3/8"-24 (Fine), 7/16" Wrenching, Each
ARP300-8322	12-Pt. Nut, 3/8"-24 (Fine), 7/16" Wrenching, 2 Pcs.
ARP300-8332	12-Pt. Nut, 3/8"-24 (Fine), 7/16" Wrenching, 10 Pcs.
ARP300-8381	12-Pt. Nut, 3/8"-24 (Fine), 7/16" Wrenching, 2 Pcs.

Ultra-Torque Fastener Assembly Lube

A must for serious engine building, moly-based lubricant helps achieve 5% of required pre-load on the first pull. It maintains consistency with each subsequent cycle, eliminating the need for re-torquing. Ultra-Torque has an effective lubrication range of -30°F to 550°F and a load range of 500,000 PSI.



Part No.	Description
ARP100-9908	0.5 Fl. oz.
ARP100-9909	1.69 Fl. oz.
ARP100-9910	10 oz. with Brush Top
ARP100-9911	20 oz. with Brush Top

Thread Sealer ARP100-9904

Product delivers a flexible, leak-proof seal on aluminum, steel, stainless steel, and plastic, and is unaffected by coolants, water, gasoline, natural gas, or LPG. PTFE-based sealer includes rust and corrosion inhibitors, has a load range of up to 10,000 PSI and an effective lubrication range of -30°F to 550°F. Sold in a 1.69 fluid ounce container.



Tapered Ring Compressors

CNC-machined from 6061-T6 aluminum, ring compressors have a true radius for each bore size. Type 3 anodized for a long, corrosion-free life, and prominently engraved with the bore size.

Bore Size	Part No.
4.000"	ARP900-0000
4.020"	ARP900-0200
4.030"	ARP900-0300
4.040"	ARP900-0400
4.060"	ARP900-0600
4.070"	ARP900-0700
4.125"	ARP900-1250
4.145"	ARP900-1450
4.155"	ARP900-1550
4.165"	ARP900-1650



WD-40 Smart Straw

Protect and lubricate literally thousands of items, preventing rust and corrosion. Smart Straw delivers a precision stream with the straw flipped up, or regular spray action with the straw flipped down. Offered in 8- or 12-oz. aerosol cans.

Part No.	Description
ATP490026	WD-40, 8-oz. Can
ATP490040	WD-40, 12-oz. Can



Eagle One Nevr-Dull Wadding Polish ATP1035605

The go-to metal polish for over 70 years, Nevrr-Dull Wadding Polish is designed to clean and maintain the finish of virtually any metal surface. Product removes rust, brake dust, dirt, and grime with little mess and an easy application. Sold in 5-oz. container.



Sta-Bil Fuel Stabilizer ATP1108

Specialized additive prevents fuel deterioration and the forming of gum and varnish. Product protects fuel system during storage, keeping carburetors, fuel injectors, and fuel lines clean, eliminating the need to drain fuel system. 10-oz. bottle treats 25 gallons of gasoline.



Diesel Exhaust Fluid ATP00250

Improves fuel economy and reduces nitrogen oxide concentrations (pollutants) to ensure optimum performance of the SCR (Selective Catalytic Reduction) system. Made from high-purity urea and deionized water. Meets EPA (Environmental Protection Agency) 2010 regulations. API (American Petroleum Institute) certified to meet the stringent AUS32, DIN70070 and ISO 22241 standards for purity and concentration. Flexible dispensing nozzle designed to fit diesel exhaust fluid vehicle fill port. Sold in a 2.5-gallon bottle.



GOJO Original Formula Hand Cleaner ATP1109

Original Formula Hand Cleaner uses a rich formula that helps remove the heaviest grease, grime, and oil. Soothing emollients treat dry, cracked hands. Sold in a 14-oz. plastic container.



Simple Green All-Purpose Cleaner ATP13002

Concentrated all-purpose cleaner is strong, non-toxic, and biodegradable. Clean wheels, tires, tools, plastic, aluminum, vinyl, carpeting, upholstery, etc. Sold in 16-oz. spray bottle.



Westley's Black Magic Bleche-White Tire Cleaner ATP120066

America's number one selling tire cleaner. Easy to use and fast acting, Bleche-White blasts away brake dust, grease, and grime, restoring that "new" tire look. Sold in 32-oz. spray bottle.



Gumout Jet Spray Carb + Choke Cleaner ATP800002231

New, improved formula cleans carburetors, throttle bodies, fuel injectors, and related components. Jet spray aerosol delivers quick, effective cleaning. Sold in 13-oz. aerosol can.



Anthony D'Alessio

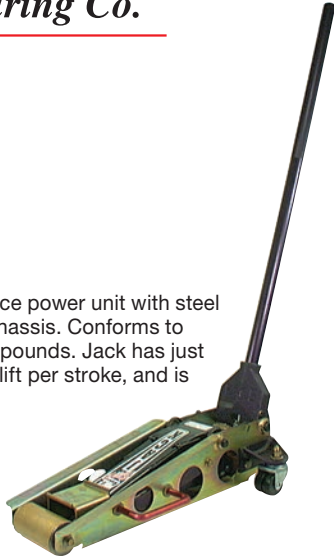


Brady Bacon

Mike Reusche

Sport Jack ARGRP475

The Sport Jack incorporates a Pace power unit with steel lift beam and unique monocoque chassis. Conforms to Pace quality standards. Weighs 39 pounds. Jack has just a 3-1/8" flat height, features 1-3/4" lift per stroke, and is capable of 18" maximum lift.



Dirt Wing Kit ARGRP653

Allows use of the Sport Jack (sold separately) on softer ground.



Digital Tire Gauge ARGRP108

Large gauge has digital readout that displays a 3-100 PSI range in 0.5-pound increments. Flexible hose has a swivel air chuck and bleeder valve for easy pressure settings and adjustments. Accurate to ±1 PSI.



High Flow Air Regulator ARGRP100

High-flow regulator with diaphragm flows 183 CFM at 250 PSI. Pressure drop at 200 PSI is only 10 pounds. Ports are 3/8" NPT.



Remote Oil Filter Mount ARGHPF301

Lightweight, finned aluminum remote mount dissipates heat and has an -12AN outlet and inlet on each side. Adapter includes a 600-micron screen to trap contaminants before they enter the oil filter. Adapter accepts popular Fram FRAHP6A two-quart oil filter.



Tire Pressure Gauges

Having an exact measurement of tire pressure is often the difference between winning and losing. Professional-grade analog gauges provide the most accurate measurement available in a durable package designed to endure the rigors of racing.



Part No.	Description
ATM2162	0-40 PSI
ATM2164	0-100 PSI

Angle Ring Sets

Angle rings allow adjusting gauges toward driver for improved readability. Molded black plastic rings are sold in sets of three. Mounting bracket must be modified for installation.



Part No.	Description
ATM2234	Auto Meter 2-1/16" Gauges
ATM3244	Auto Meter 2-5/8" Gauges

Temperature Adapter Fittings

Hard-to-find fittings for use with Auto Meter mechanical oil, water, and transmission temperature gauges. Extension adapters are also available where extra water passage clearance is needed.



Part No.	Description
ATM2271	3/8" NPT Temperature Extension (Brass)
ATM2272	3/8" Aluminum Adapter, Long
ATM2273	1/2" Aluminum Adapter, Short
90° Fitting	
ATM3278	1/8" NPT Female to -4AN Male

Replacement Bulbs And Sockets

Part No.	Description
ATM3211	For All Steel Case 2-5/8" Gauges and Tachs
ATM3219	Twist-In for Some Pro-Comp and Sport Comp Gauges



LED Replacement Bulb Kits

Upgrade standard gauge lighting to bright LED illumination. Compatible with all Auto Meter gauges (except Auto Gauge), and most in-dash tachometers.



Part No.	Description
ATM3285	Green
ATM3286	Blue



2-5/8" Dia. Gauges Sport-Comp

Sport-Comp gauges have been widely used in racing since their introduction thirty years ago. The black dial face and bright red pointer lend a competition appearance that has assured their popularity.

Ultra-Lite

Ultra-Lite gauges are the hottest gauges in racing. Aluminum construction reduces weight while the satin aluminum dial face and bright fluorescent red pointer enhance appearance.

Ultra-Lite Liquid-Filled

Ultra-Lite liquid-filled gauges blend the look of the Ultra-Lite with the ruggedness of Pro-Comp liquid-filled gauges to make these the toughest gauges in racing.



Ultra-Nite

Rugged, glow-in-the-dark gauges require no electrical power and have bright white dial faces, bright red pointers, and teal bezels.

Carbon Fiber

The Ultra-Lite series has been expanded to include Carbon Fiber gauges with authentic carbon fiber dials and silver bezels and pointers.

Pro-Comp

Pro-Comp gauges are liquid-filled, making them ideal for cars that are subject to excessive vibration. A black dial face and bright fluorescent red pointer allow quick, easy gauge reading.

Phantom

Phantom gauges have white dial faces, black bezels, and bright red pointers for quick, easy reading.



Description	Sport-Comp	Ultra-Lite	Ultra-Lite LFG	Ultra-Nite	Carbon Fiber	Pro-Comp	Phantom
Fuel Press., 0-15 PSI/Mech.	ATM3411	ATM4411	ATM4611	ATM4511	ATM4811	ATM5411	ATM5810
Oil Press., 0-100 PSI/Mech.	ATM3421	ATM4421	ATM4621	ATM4521	ATM4821	ATM5421	ATM5821
Oil Press., 0-200 PSI/Mech.	ATM3422	ATM4422	ATM4622	—	—	ATM5422	—
Oil Press., 0-150 PSI/Mech.	ATM3423	ATM4423	—	ATM4523	—	—	ATM5823
Water Temp., 140-280°/4' Tubing	—	—	—	ATM4535	—	—	—
Water Temp., 140-280°/6' Tubing	ATM3431	ATM4431	ATM4631	ATM4531	ATM4831	ATM5431	ATM5831
Water Temp., 120-240°/6' Tubing	ATM3432	ATM4432	ATM4632	ATM4532	ATM4832	ATM5432	ATM5832
Water Temp., 120-240°/12' Tubing	ATM3433	ATM4433	—	—	—	ATM5433	—
Temp., 140-340°/8' Tubing	—	ATM4435	—	—	—	—	—
Oil Temp., 140-280°/6' Tubing	ATM3441	ATM4441	ATM4641	ATM4541	ATM4841	ATM5441	ATM5841
Oil Temp., 140-280°/12' Tubing	ATM3443	—	—	—	—	ATM5443	—

2-1/16" Dia. Gauges Sport-Comp

The 2-1/16" Sport-Comp features the same easy-to-read black dial face and bright red pointer as the 2-5/8" versions, and can be easily read at a quick glance.

Sport-Comp II

Gauges feature the look of the traditional Sport-Comp line with modern, "through-the-dial" LED dial and pointer. Sport-Comp II gauges have a black dial face with white increments, which become illuminated for easier reading at night.

Ultra-Lite

Auto Meter combined their Ultra-Lite gauges with the popular 2-1/16" size to create the 2-1/16" Ultra-Lite line. The gauges feature satin aluminum dial faces with bright red pointers for excellent visibility.



Ultra-Lite II

Easy-to-read gauges feature intense, "through-the-dial" LED lighting and a red, LED-lit pointer. Unique reverse lighting effect displays a silver dial with black increments during daylight, while a dark dial and illuminated increments are visible at night.

Carbon Fiber


2-1/16" diameter gauges have real carbon fiber dials, silver bezels, and pointers.

Phantom

Compact, easy-to-mount 2-1/16" Phantom gauges have bright white dial faces, black bezels, and bright red pointers for easy reading.

Phantom II

Bright white dial faces which change to black at night and red pointers are illuminated by LEDs for unmatched visibility.



Description	Sport-Comp	Sport-Comp II	Ultra-Lite	Ultra-Lite II	Carbon Fiber	Phantom	Phantom II
Fuel Pressure, 0-15 PSI/Mech.	ATM3311	—	ATM4311	—	ATM4711	—	—
Oil Pressure, 0-100 PSI/Mech.	ATM3321	ATM3621	ATM4321	ATM4921	ATM4721	ATM5721	ATM7521
Oil Pressure, 0-200 PSI/Mech.	ATM3322	—	ATM4322	—	—	—	—
Oil Pressure, 0-150 PSI/Mech.	ATM3323	—	ATM4323	—	—	ATM5723	—
Water Temp., 140-280°F/6' Tubing	ATM3331	ATM3631	ATM4331	ATM4931	ATM4731	ATM5731	—
Water Temp., 120-240°F/12' Tubing	ATM3332	ATM3632	ATM4332	ATM4932	ATM4732	ATM5732	—
Water Temp., 120-240°F/6' Tubing	ATM3333	—	ATM4333	—	—	—	ATM7532
Oil Temp., 140-280°F/6' Tubing	ATM3341	—	ATM4341	—	ATM4741	ATM5741	—
Oil Temp., 140-340°F/Mech.	—	—	ATM4346	—	—	—	—
Oil Temp., 100-250°F/Elec.	ATM3347	—	ATM4347	—	—	ATM5747	—

CM, CB, CW, & CG Series

General-Purpose/Economy 2-Piece Rod Ends

Two-piece rod ends combine a low-carbon steel, protective-coated body with an alloy steel, heat-treated and hard chrome-plated ball.

Bore x Thread Size Reference	Male Part No.		Ult. Radial	Female Part No.		Ult. Radial
	RH	LH	Static Load	RH	LH	Static Load
3/16" x 10-32	AURCM-3	AURCB-3	1,204 lbs.	AURCW-3	—	2,079 lbs.
1/4" x 1/4"-28	AURCM-4	AURCB-4	2,212 lbs.	AURCW-4	AURCG-4	3,208 lbs.
5/16" x 5/16"-24	AURCM-5	AURCB-5	3,577 lbs.	AURCW-5	—	3,824 lbs.
3/8" x 3/8"-24	AURCM-6	AURCB-6	5,068 lbs.	AURCW-6	AURCG-6	5,087 lbs.
7/16" x 7/16"-20	AURCM-7	AURCB-7	6,345 lbs.	AURCW-7	—	6,385 lbs.
1/2" x 1/2"-20	AURCM-8	AURCB-8	8,338 lbs.	AURCW-8	AURCG-8	9,096 lbs.



VCM, VCB, VCW, & VCG Series

General Purpose/Economy 2-Piece Rod Ends

Two-piece rod ends are constructed using a low-carbon steel, protective-coated body with an alloy steel, heat-treated and hard chrome-plated ball. Rod ends are then fitted with a steel-backed, PTFE-composite bushing.

Bore x Thread Size Reference	Male Part No.		Ult. Radial	Female Part No.		Ult. Radial
	RH	LH	Static Load	RH	LH	Static Load
5/16" x 5/16"-24	AURVCM-5	—	2,623 lbs.	AURVCW-5	—	2,623 lbs.
3/8" x 3/8"-24	AURVCM-6	AURVCB-6	3,643 lbs.	AURVCW-6	—	3,643 lbs.
7/16" x 7/16"-20	—	—	—	AURVCW-7	—	4,464 lbs.
1/2" x 1/2"-20	AURVCM-8	AURVCB-8	7,229 lbs.	AURVCW-8	—	7,229 lbs.



MM, MB, MW, & MG Series

General-Purpose-Precision 3-Piece Rod Ends

General-purpose three-piece rod ends are assembled using a protective-coated carbon steel body, protective-coated carbon steel race, heat-treated and hard chrome-plated alloy steel ball.

Bore x Thread Size Reference	Male Part No.		Ult. Radial	Female Part No.		Ult. Radial
	RH	LH	Static Load	RH	LH	Static Load
3/16" x 10-32	AURMM-3	AURMB-3	1,169 lbs.	—	—	—
1/4" x 1/4"-28	—	AURMB-4	2,158 lbs.	—	—	—
5/16" x 5/16"-24	AURMM-5	AURMB-5	2,784 lbs.	AURMW-5	—	3,133 lbs.
3/8" x 3/8"-24	AURMM-6	AURMB-6	4,218 lbs.	—	—	—
7/16" x 7/16"-20	—	—	—	AURMW-7	—	4,218 lbs.
1/2" x 1/2"-20	AURMM-8	AURMB-8	6,660 lbs.	AURMW-8	—	6,660 lbs.
5/8" x 5/8"-18	AURMM-10	AURMB-10	7,364 lbs.	—	—	—
3/4" x 3/4"-16	AURMM-12	AURMB-12	11,518 lbs.	AURMW-12	—	11,518 lbs.



AM, AB, AW, & AG Series

High-Strength 3-Piece Rod Ends

High-strength, three-piece rod ends feature heat-treated, alloy steel bodies with heat-treated and protective-coated alloy steel races and heat-treated and hard chrome-plated alloy steel balls.

Bore x Thread Size Reference	Male Part No.		Ult. Radial	Female Part No.		Ult. Radial
	RH	LH	Static Load	RH	LH	Static Load
1/4" x 1/4"-28	AURAM-4	AURAB-4	5,260 lbs.	—	—	—
5/16" x 5/16"-24	AURAM-5	—	7,639 lbs.	AURAW-5	—	7,639 lbs.
3/8" x 3/8"-24	AURAM-6	AURAB-6	9,544 lbs.	AURAW-6	—	9,544 lbs.
7/16" x 7/16"-20	AURAM-7*	AURAB-7*	10,285 lbs.	AURAW-7	—	10,285 lbs.
1/2" x 1/2"-20	AURAM-8*	—	16,238 lbs.	AURAW-8	—	16,238 lbs.

* Signifies rod ends that are also stocked with PTFE liner by adding "T" to end of part number.



XM & XB Series

Extra-Strength Male 3-Piece Rod Ends


Extra-strength, three-piece rod ends are manufactured using a protective-coated carbon steel body, heat-treated alloy steel race and heat-treated and hard chrome-plated alloy steel ball.

Bore x Thread Size Reference	Male Part No.		Ult. Radial
	RH	LH	Static Load
1/2" x 1/2"-20	AURXM-8	AURXB-8	12,807 lbs.



XAM & XAB Series High-Strength Male 3-Piece Rod Ends

Three-piece, high-strength rod ends are constructed with heat-treated alloy steel bodies, heat-treated alloy steel races, and heat-treated and hard chrome-plated alloy steel balls.



Bore x Thread Size Reference	Male Part No.		Ult. Radial
	RH	LH	Static Load
3/8" x 7/16"-20	—	AURXAB-6T†	17,508 lbs.
7/16" x 1/2"-20	AURXAM-7T†	—	23,452 lbs.
1/2" x 5/8"-18	AURXAM-8	AURXAB-8*	31,390 lbs.

* Signifies rod ends that are also stocked with PTFE liner by adding "T" to end of part number. † Signifies rod ends that include a PTFE liner.

PRM & PRB Performance Racing Series 3-Piece Male Rod Ends

Performance Racing series three-piece rod ends are manufactured using heat-treated, 4340 steel bodies, stainless steel heat-treated races, heat-treated and hard chrome-plated alloy steel balls. Each rod end also includes a permanently-bonded PTFE liner for reduced friction and improved durability.



Bore x Thread Size Reference	Male Part No.		Ult. Radial
	RH	LH	Static Load
1/2" x 1/2"-20	AURPRM-8T	AURPRB-8T	23,310 lbs.

Rod Ends With Studs

Perfect for throttle linkage and other applications.

Size	Male	Female
1/4" RH	AURCM-4S	AURCW-4S
5/16" RH	AURCM-5S	AURCW-5S
3/8" RH	AURCM-6S	AURCW-6S
1/4" LH	—	AURCG-4S
5/16" LH	AURCB-5S	AURCG-5S
3/8" LH	AURCB-6S	AURCG-6S



Mono Ball Bearings

Race is carbon steel with protective coating. Ball is hardened steel, heat-treated and hard chrome-plated.

Part No.	I.D.	O.D.
AURCOM-8	.500"	1.000"
AURCOM-10	.625"	1.1875"
AURCOM-12	.750"	1.4375"
AURCOM-12T*	.750"	1.4375"

* Signifies mono ball that include a PTFE liner.



Jam Nuts

Allstar Jam Nuts have many uses. Great for locking rod ends tightly on suspension tubes or rack and pinion steering units.



Size	Steel Part No.	Aluminum Part No.
1/4"-28 RH	ALL18250	—
1/4"-28 LH	ALL18251	—
5/16"-24 RH	ALL18252	—
5/16"-24 LH	ALL18253	—
3/8"-24 RH	ALL18254	ALL18274
3/8"-24 LH	ALL18255	ALL18275
7/16"-20 RH	ALL18256	ALL18276
7/16"-20 LH	ALL18257	ALL18277
1/2"-20 RH	ALL18258	ALL18278
1/2"-20 LH	ALL18259	ALL18279
5/8"-18 RH	ALL18260	ALL18280
5/8"-18 LH	ALL18261	ALL18281

Thin O.D. Jam Nuts

Specialty jam nuts have smaller outside diameters, allowing smaller wrenches to be used when changing radius rod lengths. Example: with 1/2" bolts, the same 3/4" wrench can be used to adjust radius rod or mounting hole locations.



Thread Size	Wrench Size	Steel Part No.	Aluminum Part No.	Black Aluminum Part No.
5/8"-18 RH	3/4"	ALL18292	ALL18296	ALL18286
5/8"-18 LH	3/4"	ALL18293	ALL18297	ALL18287

Autolite

Spark Plugs

Autolite spark plugs use a copper center electrode sheathed in nickel-chromium alloy to provide superior heat dissipation. A multi-rib insulator reduces the chances of "flash-over", and a longer insulator resists carbon fouling, allowing combustion deposits to burn away. We carry a wide selection of plugs for many applications. Sold individually, please call for more details.

Spark plug reference chart is on page 525.



BEDRUG

NEXT GENERATION BEDLINERS

TrackMat BEDTW2X4MAT

Ideal for use in the pits, garage, or trailer, TrackMat is a 2' x 4' folding mat constructed from an ultra-tough, 3/4" thick foam pad fused with 100% polypropylene fibers. Stain, oil, and chemical-resistant, mat folds down to just 2' x 2' for easy storage.





Cam-Drive Oil Pumps

Each cam-drive oil pump has a pressure bypass, oil filter adapter, and uses new 3-lobe timed aluminum scavenge rotors. Lightweight and efficient, they can pull more vacuum than spur gear designs. Pumps have drilled pressure gears and gun-drilled idler shafts. Scavenge returns can be set up for -16 lines.



Part No.	Description
BAR9117-3CR1.375	3-Stage Cam-Drive Pump
BAR9117-4CR1.375	4-Stage Cam-Drive Pump

90° Oil Filter Adapter BAR9012-10

Designed for small block Chevys with a dry sump system, Adapter mounts the oil filter at 90°. Block does not need machining for oil inlet fitting. Accepts Fram HP-4 filter.



Sprint Front-Mount Oil Filter Bracket BAR8930-10

Filter adapter mounts to existing water pump bolt holes on small block Chevys. Eliminates excessive plumbing and is typically used with a cam-drive oil pump and a pressure feed at the front of the block. Accepts Fram HP-4 filter.



Oil Filter Block-Off Plate BAR8910-10

Black anodized, billet aluminum block-off plate fits small block Chevys, and is offered with -10AN or -12AN fitting for oil inlet or -10AN plug for filter block-off. Uses -10AN port plug.



Billet Remote Oil Filter Mount BAR8926-10 **NEW!**

Manufactured from rigid billet aluminum, remote mount includes -10AN inlet/outlet ports and 13/16"-16 threads to accept popular Fram HP4 or HP8 oil filters. Black anodized finish for corrosion resistance.



O-Ring Kit for Oil Filter Adapters BARORK-109



TECH TIP

Barnes Systems Inc.

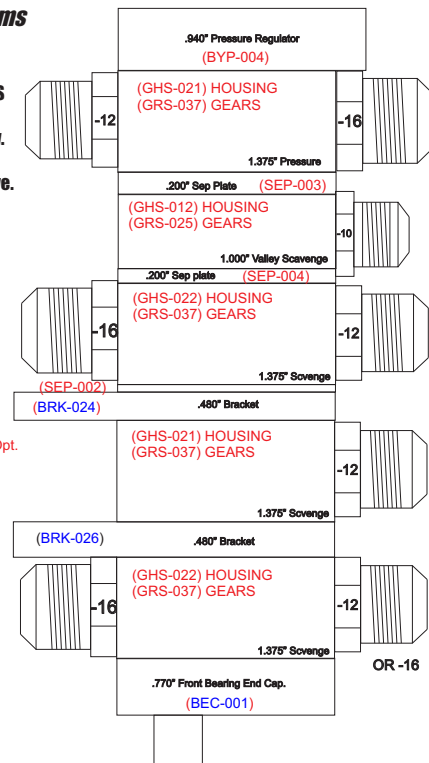
9017-5B 1.0 BRT-DS
1.375" Press
1.000" Valley Scav.
1.375" Pan Scav.
Drilled for F/P drive.

MAKES:
9017-5B 1.0 GEAR

DRIVE SHAFT:
(DRS-079) w/ DS Opt.

IDLER SHAFT:
(IDB-081)

STUDS:
(STB-016)



Chris Windom



Cole Bodine

Mike Reusche

Mike Reusche



Carbon Series Helmets

Bell's lightest, top-of-the-line Carbon Series helmets are designed for the serious racer. Helmets meet Snell SA2020 and SFI 31.2A specifications.

RS7C LTWT **NEW!**

An ultra-lightweight version of the RS7 Carbon combining an aerospace-grade carbon shell, reinforced energy-absorbing liner system, and the performance features of the HP7, resulting in the most advanced, lightweight Snell-rated helmet currently offered. Weighs under 2.795 lbs. Uses SE07 shields. Natural carbon finish.



Size	Part No.
Small (57)	BEL1237A05
Small (57+)	BEL1237A06
Medium (58)	BEL1237A07
Medium/Large (59)	BEL1237A08
Medium/Large (59+)	BEL1237A09
Large (60)	BEL1237A10
X-Large (61)	BEL1237A11
XX-Large (61+)	BEL1237A12

RS7 Carbon **NEW!**

Featuring an ultra-lightweight carbon shell, the RS7 offers unmatched comfort, aerodynamic performance and energy-absorbing capability. An advanced ventilation system includes 14 air intake and extraction channels for unsurpassed air flow and ventilation. Uses SE07 shields. Offered in non-duckbill or duckbill (chin spoiler) versions with natural carbon finish.



Size	Non-Duckbill	Duckbill
Small (56)	BEL1204A24	—
Small/Medium (57)	BEL1204A25	—
Medium (57+)	BEL1204A26	BEL1419A14
Medium (58)	BEL1204A27	BEL1204A07
Medium/Large (59)	BEL1204A28	BEL1204A08
Large (59+)	BEL1204A29	BEL1204A09
Large (60)	BEL1204A30	BEL1204A10
X-Large (61)	BEL1204A31	BEL1204A11

GTX3 Carbon

Versatile helmet combines an ultra-lightweight carbon shell with sleek, aerodynamic styling. Integrated shield, rubber gasket seal, and double-screen, anti-fog visor and rear facing vent deliver exceptional ventilation, while the ultra-plush Max FR interior adds comfort. Uses SE03 shields. Natural carbon finish.



Size	Part No.
Small (57)	BEL1207A11
Small (57+)	BEL1207A12
Medium (58)	BEL1207A13
Medium/Large (59)	BEL1207A14
Medium/Large (59+)	BEL1207A15
Large (60)	BEL1207A16
X-Large (61)	BEL1207A17

Pro Series Helmets

Pro Series helmets utilize carbon composites to form a strong, lightweight outer shell along with the benefits of a three-piece, multi-density liner. Helmets meet Snell SA2020 and SFI 31.2A (full-face) specifications.

RS7 Pro **NEW!**

Based on the design of the HP7, helmet utilizes a lightweight, carbon composite shell. The innovative shell and shield design improves comfort, aerodynamics and energy-absorbing capability, while the DSAF shield and rubber gasket seals out dirt, dust, and moisture. Advanced ventilation system includes 14 air intake and extraction channels. Uses SE07 shields. Offered in white or matte black.



Size	White	Matte Black
Small 7-1/8 (57)	BEL1310A06	BEL1310A26
Medium 7-1/4 (58)	BEL1310A07	BEL1310A27
Medium/Large 7-3/8 (59)	BEL1310A08	BEL1310A28
Medium/Large 7-3/8+ (59+)	BEL1310A09	BEL1310A29
Large 7-1/2 (60)	BEL1310A10	BEL1310A30
X-Large 7-5/8 (61)	BEL1310A11	BEL1310A31
X-Large 7-5/8+ (61+)	BEL1310A12	BEL1310A32

GP3 Sport **NEW!**

Utilizing a lightweight composite shell with F1 styling and a versatile air intake system, the GP3 Sport is ideally suited to open cockpit race cars. Even when exposed to the most demanding track conditions, helmet offers maximum ventilation and superior vision through use of the DSAF (Double Screen Anti-Fog) visor. Front duckbill helps provide exceptional aerodynamics. Uses SE03 shields. Offered in white or matte black.



Size	White	Matte Black
Small (57)	BEL1417A21	BEL1417A51
Medium (58-59)	BEL1417A22	BEL1417A52
Large (60)	BEL1417A23	BEL1417A53
X-Large (61+)	BEL1417A24	BEL1417A54

GTX3

Third-generation helmet combines a lightweight, carbon composite shell with advanced aerodynamics. The integrated Double Screen Anti-Fog (DSAF) shield and rear-facing vents allow air exchange, while preventing dust and dirt from entering, making it ideal for dirt track racers. Uses SE03 shields. Offered in white or matte black.



Size	White	Matte Black
Small 7-1/8 (57)	BEL1314A01	BEL1314A11
Medium 7-1/4 (58)	BEL1314A02	BEL1314A12
Medium/Large 7-3/8 (59)	BEL1314A03	BEL1314A13
Large 7-1/2 (60)	BEL1314A04	BEL1314A14
X-Large 7-5/8 (61)	BEL1314A05	BEL1314A15
XX-Large 7-5/8+ (61+)	BEL1314A06	BEL1314A16



Sport Series Helmets

High-quality Sport Series helmets are designed for entry-level sportsman racers, while meeting both Snell SA2020 and SFI 31.2A full-face or 31.1A open-face specifications.

K1 Pro **NEW!**

Multi-use, full-featured helmet includes enhanced aerodynamic stability, complete with a duckbill, making it well suited to open cockpit applications. Plush interior adds comfort. May be used in open wheel configurations with included air intake piece or in closed-cockpit application with a forced air intake, purchased separately. Uses 287 SRV shields. Offered in choice of white or matte black.



Size	White	Matte Black
X-Small (56)	—	BEL1420A12
Small (57)	BEL1420A03	BEL1420A13
Medium (58-59)	BEL1420A04	BEL1420A14
Large (60)	BEL1420A05	BEL1420A15
X-Large (61+)	BEL1420A06	BEL1420A16

K1 Sport **NEW!**

A truly affordable, full-feature closed-face helmet designed for the entry-level racer. The K1 Sport features a lightweight composite shell that is fitted with a multi-density, multi-piece liner. Versatile ventilation system combines direct flow chin bar vents, forehead vents, and top vents. Uses 287 SRV shields. Offered in white or metallic black.



Size	White	Matte Black
X-Small (56)	BEL1420A42	BEL1420A52
Small (57)	BEL1420A43	BEL1420A53
Medium (58-59)	BEL1420A44	BEL1420A54
Large (60)	BEL1420A45	BEL1420A55
X-Large (61+)	BEL1420A46	BEL1420A56

M8

Extra-large eyeport helmet offers an exceptional field of vision without compromising safety. Ideal for racers that wear eyeglasses, multi-purpose helmet is pre-drilled for a head-and-neck restraint. Uses SRV-8 shields. Offered in white or matte black.



Size	White	Matte Black
X-Small (56)	—	BEL1419A12
Small (57)	BEL1419A03	BEL1419A13
Medium (58-59)	BEL1419A04	BEL1419A14
Large (60)	BEL1419A05	BEL1419A15
X-Large (61+)	BEL1419A06	BEL1419A16
XX-Large (63-64)	BEL1419A07	BEL1419A17
XXX-Large (65-66)	BEL1419A08	BEL1419A18
XXXX-Large (67-68)	BEL1419A09	BEL1419A19

Tear-Offs

Clear tear-offs are available in thick (5 mil, 10-pack) or thin (2 mil, 20-pack) versions.



Part No.	Description
BEL2030013	Thin (2 mil) Tear-Offs, 281/288 Shield, 20-Pack
BEL2030014	Thick (5 mil) Tear-Offs, 281/288 Shield, 10-Pack

Double-Screen Anti-Fog Inserts

Double-screen insert converts helmet shield into a high performing anti-fog and UV-blocking visor.

Part No.	Description
BEL2010211	Fits Vortex GT, K.1 Sport, 276 Shield
BEL2010212	Fits Star GP/Star Infusion/GTX.2, GP.2, 281 Shield
BEL2010213	Fits Star GP/Star Infusion/GTX.2/GP.2, 287 Shield



Aluminum Tear-Off Post Kit

BEL2030041

Fits all face shields that are predrilled for tear-off shield. Includes two tear-off posts and attaching screws.



Shield Pivot Kits

Choose from the original SRV or the new low-profile SRV-1 and SRV-2 shield pivot kits.

BEL2020034



Description	Black	Silver
SRV-1, Fits Snell 2010/2015 Models Star GP/Star Infusion/GTX.2/GP.2/GP.2 CMR	BEL2020021	—
SRV-2, Fits Snell 2010/2015 Models Vortex GT/BR.1/M4/K.1 Sport	BEL2020031	BEL2020034
SE03, SE05	BEL2020001	BEL2020004
SE07, RS7, RS7-K, HP7	BEL2020011	—

Helmet Vents BEL2060001

Black forehead-mount replacement vent. M4 and Sport models. Sold in pairs.



Forced Air and Vent Inserts for Star Infusion/BR.1 Helmets

Convert non-fresh air helmets to fresh air versions or vice versa. Kits are available with standard or Quick Lock nozzles to fit the Star Infusion and BR.1.



Description	White	Black
Top Forced Air Insert, Quick Lock Nozzle, Star Infusion/BR.1	—	BEL2070044
Top Forced Air Insert, Standard Nozzle, Star Infusion/BR.1	BEL2070041	BEL2070042
Side Forced Air Insert, Quick Lock Nozzle, BR.1	BEL2070039 *	BEL2070040
Side Forced Air Insert, Standard Nozzle, BR.1	—	BEL2070038
Vent Top Plate, Star Infusion/BR.1	—	BEL2070036

* Requires forced air adapter fitting BEL2070066 to allow using standard 1-1/2" O.D. forced air hose.

Helmet Accessories

Part No.	Description
BEL2050001	Rear Spoiler, Large Clear, Fits HP.3/Vortex GT/GP.2/K.1 Sport
BEL2050011	Rear Spoiler, Small Clear, Fits HP.3/Vortex GT/GP.2/K.1 Sport
BEL2080002	Replacement Eyeport Foam Kit, Fits All Full Face Helmets
BEL2110001	Breath Deflector, Fits Star GP/Star Infusion/GTX.2/Vortex GT/GP.2/BR.1/M4/K1/Sport
BEL2110011	Chin Cover Debris Seal, Small, Fits All Full Face Helmets
BEL2070066	Forced Air Adapter Fitting, Adapts Quick Lock to Standard 1-1/2" Forced Air Hose, Star Infusion



Helmet Sizing

Proper fit is vital to the performance of a helmet. Measure the circumference of the head at a point approximately 1" above the eyebrows in front and at a point in the back of the head that results in the largest possible measurement. Take several measurements, using the largest measurement to obtain the correct size.

Helmet Size	Hat Size	Inches	Centimeters
X-Small	7	22	56
Small	7-1/8	22-3/8	57
Medium	7-1/4-7-3/8	22-3/4-23-1/4	58-59

Helmet Size	Hat Size	Inches	Centimeters
Large	7-1/2	23-5/8	60
X-Large	7-5/8-7-3/4	24-24-3/8	61-62

Replacement Helmet Shields

Bell offers replacement helmet shields for all 2020, 2015, 2010, and 2005 model helmets. Shields are 3mm with the exception of CMR models (2mm), and include tear-off posts. Shield Restricted Visor (SRV) shields are also offered for selected Bell Racing 2005 models. Change shields regularly for better visibility and safety.



Helmet Model(s)	Shield No.	Anti-Fog	Clear	Light Smoke	Dark Smoke	Amber	Blue Chrome	Silver Chrome
Snell 2005 Helmets								
Dominator, GTX, Kart 2 Pro, T6, K-1 Sport	276 SRV	NO	BEL2010151	—	BEL2010153	BEL2010154	BEL2010155	—
Vortex, Vortex.2, Vortex.2 TFA/FA, Sport, M3, M3 Xtra	281 SRV	YES	BEL2010161	—	BEL2010163	BEL2010164	BEL2010165	BEL2010166
Vortex/FA/TFA, Sport 2, Sport 3, M-3/Xtra, Racestar IV	281 SRV	YES	BEL2010161	—	BEL2010163	BEL2010164	BEL2010165	BEL2010166
Star 500 Youth	281 SRV	YES	BEL2010161	—	BEL2010163	—	BEL2010165	BEL2010166
Snell 2010/2020 Helmets								
Star GP, Star Infusion, GTX.2, GP2	287 SRV	YES	BEL2010171	BEL2010172	BEL2010173	BEL2010174	BEL2010175	BEL2010176
Vortex GT, K.1 Sport	276 SRV	NO	BEL2010151	BEL2010152	BEL2010153	BEL2010154	BEL2010155	—
BR.1, M.4, Sport	281 SRV	YES	BEL2010161	—	BEL2010163	BEL2010164	BEL2010165	BEL2010166
Vador	289 SRV	YES	BEL2010191	—	—	BEL2010194	BEL2010195	BEL2010196
M.8	SRV-8	YES	BEL2010201	BEL2010202	BEL2010203	BEL2010204	BEL2010205	BEL2010206
RS7, RS7-K, HP7	SE07	NO	BEL2010041	—	BEL2010043	—	—	—
GTX.3, GP.3	SE03	NO	BEL2010001	BEL2010002	BEL2010003	BEL2010004	BEL2010007	BEL2010005

Fleece-Lined Helmet Bag BEL2120012

Designed to protect helmet from the elements, bag is emblazoned with the Bell Helmets logo and features a plush, fleece-lined interior.




Victory R1 Helmet Bag BEL2120013

This original all-leather helmet bag features an extended pocket for storing accessories. Measures 15" x 13.5" x 15", making it ideal for a variety of different helmet styles.



Hans Pro V.2 Helmet Bag BEL2120014

The padded, oversized Hans Pro V.2 bag is designed with enough space to store both helmet and head/neck restraint device in the same bag. Manufactured with a unique divider that gives the helmet and restraint device each a separate storage compartment. External storage pockets allow storage of smaller helmet accessories.



Harmonic Dampers

BHI harmonic dampers protect engine from torsional, axial, and radial crankshaft vibrations. All-steel dampers, with steel outer rings and hub assemblies, are popular for street or racing. "Combo" dampers with steel outer rings and lightweight aluminum crank hubs offer considerable weight savings. **All dampers except "Economy" units meet SFI 18.1 specifications.**



Part No.	Description	Dia.	Gross Wt.	Balance
BHJCH-IB-221 *	SB Chevy "E-Performance"	6.1"	7.2 Lbs.	Internal
BHJCH-IBS-6	SB Chevy	5.7"	5.2 Lbs.	Internal
BHJCH-IBS-6-C	SB Chevy "Combo"/Aluminum Hub	5.7"	3.9 Lbs.	Internal

* Not SFI-approved.

No-Weight Racing Batteries

Enhanced Mat Technology and calcium full-frame powerpath grids deliver the highest energy-to-weight levels in the industry. Designed specifically for a racing environment, AGM-style 12-volt batteries use high-density oxide for true deep-cycling and the heavy-duty, vibration-resistant power posts will not crack or deteriorate. Choose from batteries with conventional or advanced carbon composite/polymer plastic cases. Light-weight aluminum battery mounts are also available.

Standard Part No.	Carbon Fiber Part No.	Weight Lbs.	Dimensions (L x W x H)	Pulse Cranking Amps	Cranking Amps @ 32° F	Cold Cranking Amps @ 0° F	Mount Part No.
BRBB106	—	6.6	5.8" x 3.4" x 4.1"	527	283	210	BRB1018
BRBB129	—	9.5	5.8" x 3.4" x 5.1"	813	436	323	BRB1218
BRBB14115	—	11.5	5.8" x 3.4" x 5.8"	904	486	360	BRB1418
BRBB2015	—	15	6.8" x 3.4" x 6.1"	1067	574	425	BRB2018
BRBB2317	—	17	6.8" x 4" x 6.1"	1191	641	475	BRB2318
BRBB2317RP *	—	17	6.8" x 4" x 6.1"	1191	641	475	BRB2318
BRBB3121	BRBB3121C	21	6.6" x 5.2" x 6.8"	1380	742	550	BRB3118

* Battery includes right-side positive terminals, which allows for side-by-side configuration when used with BRBB2317.



Green Lite Lithium Racing Battery BRBG30

Race-winning lithium ion technology offers tremendous weight savings without compromise. Green Lite 12-volt battery offers 947 pulse cranking amps out of just 6.6 lbs., sufficient cranking power for race cars with minimal electrical demands. Offered in popular U1R Group size. Sold complete with brass terminals.



Part No.	Dimensions (L x W x H)	Pulse Cranking Amps	Amp Hour	Lithium Amp Hour	Reserve Capacity
BRBG30	7.68" x 5.13" x 7.13"	947	13	39	32
BRBG20	7.1" x 2.98" x 6.25"	697	12	36	
BRBG20C *	7.1" x 2.98" x 6.25"	697	12	36	

* Combo pack includes 6-amp lithium battery charger.

Electronic Battery Charger BRB1232

The safe way to extend the life of Braille batteries. In 12-volt version, features three LED indicators for status updates and to help troubleshoot battery problems. Alligator clamps and quick disconnect leads are included.



Pro Series Aluminum Jack

Billet aluminum Pro Series jack has been used by the winners of the Rockingham Pit Crew Championship. Hand-assembled and tested prior to shipment. Choice of one or three pump versions in black or red. Jack handle must be purchased separately.



Description	Black	Red
1-Pump Pro Series Jack	BRU004BK	BRU004RD
3-Pump Pro Series Jack	BRU006BK	BRU006RD

Warrior Series Aluminum Jack

Lightweight, affordable aluminum jack shares many features of the Pro Series jack. Entry-level jack is available in black, blue, or red, and is optimized for use in the pits. Jack handle sold separately.




Part No.	Description
BRU002BK	Black
BRU002BL	Blue
BRU002RD	Red

Jack Handles and Accessories

Part No.	Description
BRU165	Warrior Jack Handle, 40" Long Aluminum
BRU166	Pro Series Jack Handle, 40" Long Aluminum
BRU167	Pro Series Jack Handle, 48" Chrome Moly Steel
BRU184	Dirt Wings, Stabilizes Jack on Uneven Ground
BRUBRI-036	Jack Seal Kit



Pro Toe Plates BRU193



CNC-machined aluminum toe plates deliver maximum accuracy without the deflection encountered with sheet metal toe plates.



SB Chevy ASCS Spec Aluminum Engine Block

BR08012003 **NEW!**

The spec, small block Chevy engine block for the American Sprint Car Series. Block is not only lighter and more cost effective than a lightened cast iron block but may be more easily repaired. Manufactured from A-356 aluminum, block includes a 4.125" bore, 350 (2.450") main bearing sizing, standard 9.025" deck height, and billet steel main caps. Block additionally features a raised cam design, .904" lifter sizing, 55mm cam tunnel, full bellhousing, standard oil pan rails, and is identified with the ASCS logo. Sold complete with sprint rear cam plug. **Note: Block has an oil feed to the front, lacks the OEM-style oil filter pad, and has no water provisions for an OEM water pump.**



SB Chevy Cast Iron Blocks

Brodix offers small block Chevrolet compatible cast iron blocks to enhance your racing programs. Proudly made in the USA, these blocks feature premium iron alloy, priority main oiling, a choice of a 4.000" or 4.125" bore size, and numerous other features. These new blocks will offer you another affordable option for your racing needs.



Part No.	Description
BR0BRS412535842S	4.125" Bore, 350 Mains
BROSK-BLOCK-SB-CI	Block Parts Kit (Plugs, Dowel Pins, Restrictors, and Cam Bearings)

ASCS/SUPR Series SB Chevy Cylinder Heads

BR01110002

Approved by both the ASCS and SUPR Series, small block Chevy 23° spec. head is cost-effective, durable, and user-friendly. 100% CNC-machined from A-356 aluminum, head includes phosphorous bronze valve guides, ductile iron valve seats, 67cc combustion chambers, 215cc intake runners, and spread port exhaust. Head additionally features an angled plug design, 40/60 valve spacing and is machined for use with 2.08" intake/ 1.60" exhaust valves. Milled and drilled for accessory mounting. Sold in pairs as bare castings. **Note: Do not cut spring seats any larger or deeper than 1.550".**



ASCS/SUPR SB CHEVY CYLINDER HEAD TECH

Cylinder Head Torque	70 ft./lbs.
Rocker Stud Torque	40-45 ft./lbs.
Intake Gaskets	FEL1206
Head Gaskets	(350 C.I.) FEL1003
Exhaust Gaskets	CAGC5424
Head Studs	ARP234-4301
Spark Plug Recommendation	NGKR5671-A9 (Alcohol) NGKR5671-A8 (Racing Gas)
Angle Milling	.007" per 1cc
Flat Milling	.006" per 1cc
Pushrod Slots	40/60 Spacing
Stud Girdle	BROBR6440 (40/60 Spacing)
Rocker Arms	Standard
Lifters	Standard
Pushrods	Special Length

410 Sprint Car Block

BR08011000

Manufactured in the USA from A356 virgin aluminum, lightweight yet rigid block is engineered to endure the rigors and meet the requirements of competitive open wheel racing. Featuring a 4.125" bore, 9.025" deck height and 400 main bearing sizing, block boasts a raised cam location, 55mm roller cam bearing tunnel, billet splayed main caps, relocated .904" dia. lifter bores, front priority oil system and lightened, machined sides. Offered in dry-sump configuration only.



IK Series SB Chevy Cylinder Heads

IK Series 23° cylinder heads combine performance and value. Available in 180cc or 200cc intake port versions with 64cc or 70cc combustion chambers, aluminum heads have phosphorous bronze valve guides, straight spark plugs, ductile iron valve seats, and are compatible with accessory mounting. All heads are sold in pairs, fully assembled or as bare castings. Bare heads require valve job, porting, and valve train components.



Part No.	Description	Intake Runner	Exhaust Pattern	Comb. Chamber	Plug Type	Intake Valve	Exhaust Valve
BR01021000 *	Assembled	200cc	Std.	64cc	Straight	2.020"	1.600"
BR01021001 †	Assembled	200cc	Std.	64cc	Straight	2.020"	1.600"
BR01021004 *	Assembled	180cc	Std.	64cc	Straight	2.020"	1.600"

*** 1.250" dia. valve spring † 1.470" dia. valve spring**

Track 1 SB Chevy Cylinder Heads

Track 1 and CNC Track 1, 23° aluminum heads deliver economical, out-of-the-box horsepower and are available bare or assembled. Assembled heads have blended bowls, matched ports, a performance valve job, 2.08" x 1.60" stainless valves, bronze guides, 7/16" screw-in studs, 5/16" guide plates, 1.550" dia. roller valve springs, and 10° steel retainers, and valve locks. Track 1 STS and KC CNC-ported heads are fitted with titanium retainers. Bare heads require valve job, porting, and valve train components. All heads are sold in pairs.



Part No.	Description	Intake Runner	Exh. Pattern	Comb. Chamber	Plug Type	Int. Valve	Exh. Valve
BR01001001	Assem., Track 1	221cc	Std.	67cc	Angle	2.080"	1.600"
BR01008104	Assem., KC Track 1	227cc	Std.	68cc	Angle	2.080"	1.600"

SB Chevy Valve Covers Gaskets


BROMG1000

Fiber gasket for Small Block Chevy. Each.



Gaskets

Part No.	Description
BROMG1000	Valve Cover Gasket, SBC
BROMG52464	Exhaust Gasket, Spread Port Single



BROMG52464



NEW VENDOR

Power Stretch Recovery Ropes

Amazingly strong yet compact, Power Stretch Recovery Ropes are exceptionally versatile as a tow strap. Each rope is sold with a mesh duffel bag.



Part No.	Description
BUB176650YWG	Lil' Bubba, 1/2" Dia. x 20' Long, 7,400 lbs., Black with Yellow Eye
BUB176655BKG	Renegade 3/4" Dia. x 20' Long, 19,000 lbs., Camo Green

Mini Gator-Jaw Synthetic Shackle BUB176744

Stronger than traditional synthetic shackles with a breaking strength of 11,000 lbs., Mini Gator-Jaw uses a specially-designed button knot and self-tightening loop that will not slip off, even under extreme loads. Sold per pair, shackles are vinyl urethane coated for abrasion protection.



Black Op Tow Strap BUB17600BOP2

Specifically manufactured for towing vehicles safely and effectively, 3" wide x 20' tow strap is constructed from USA-made nylon webbing with bonded nylon thread and durable Cordura eye covers. Tow strap has a breaking strength of 23,500 lbs.



6' Ratchet Tie-Downs BUB177050

Ideal for securing ATV's, mopeds, etc., camo ratchet tie-downs utilize oversized handles and vinyl-covered S-hooks for ease of use. Sold per pair, USA-made tie-downs are 1" wide x 6' long and have a breaking strength of 1,760 lbs.



The Grabber BUB251610

A safer, simpler method of attaching a synthetic winch line to a winch drum. The Grabber is 1" x 3-3/4" and fits all brands of winches.



Sprint Car Drag Link Tether BUT4900-30

Sprint car tether will retain the drag link during a crash and often prevent costly steering gear damage. 30" long.



Aluminum Steering Wheel BUT2711415F-R

Designed for Sprint Cars, 15" steering wheels are made from 1.250" aluminum tubing for maximum weight savings, better grip, and less hand fatigue. Red powder-coated finish.




Torque Tube Pad BUTBBP-4813

Lightweight, flame-retardant CarbonX pad offers increased driver protection. Pad attaches to the torque tube using a built-in strap and Velcro closure, protecting the driver's ankles in the event of a crash. May be quickly removed for torque tube service.



NACA Ducts



Torque Ball Shield BUT4800

Ballistic, multi-layer Kevlar shield is designed to protect the driver's feet and legs from injury during catastrophic driveline failure. Quickly installed or removed, shield mounts to the bellhousing using included brackets and fasteners.



Part No.	Description
BUT7019	Square Tail Driver Vent, Clear Post Mount, 10.5" x 6.0" x 4.5"
BUT7020	Single Hose, Black, 10.5" x 6.0" x 4.5"
BUT7021	Single Hose, Clear, 10.5" x 6.0" x 4.5"
BUT7023 *	Small Single Hose, Clear, 8.0" x 5.375" x 4.0"
BUT7024 *	Small Single Hose, Black, 8.0" x 5.375" x 4.0"

* Uses 2-1/2" hose. All others use 3" hose.



Sprint Advantage Slideways Seat

The integral head-and-shoulder system is compatible with HANS devices and other head and neck restraints. TIG-welded and reinforced, the seats have contoured bottoms, right and left lateral supports, energy-absorbent foam, and fire-retardant, velour seat covers. Seats are suitable for sprint, midget, and micro-midget race cars.

Description	Plain Part No.	Flat Black Part No.
14.5"	—	BUTADV14308-03-4001-FB
15.5"	BUTADV15308-03-4001	BUTADV15308-03-4001-FB
16.5"	BUTADV16308-03-4001	BUTADV16308-03-4001-FB
17.5"	BUTADV17308-03-4001	BUTADV17308-03-4001-FB

E-Z Series Full Containment 10° Layback Seats

The best value in a full-containment racing seat, lightweight E-Z series aluminum seats combine safety with affordable pricing, ease of mounting and ordering. Seats feature a 10° layback design and utilize a CarbonX covered head support with solid head surround, shoulder support system, velour rib cover, and seat bottom upholstery. Offered in four different sizes, seats are sold complete with black cloth cover.



Part No.	Description
BUTBBP-14311-4001-95	14.5" E-Z Series Seat with Cover
BUTBBP-15311-4001-95	15.5" E-Z Series Seat with Cover
BUTBBP-16311-4001-95	16.5" E-Z Series Seat with Cover
BUTBBP-17311-4001-95	17.5" E-Z Series Seat with Cover

E-Z Series 10° Layback Micro Sprint Containment Seat

This TIG-welded aluminum construction seat has an integrated head and shoulder system and is head and neck restraint-compatible while also including lateral support for ribs, pelvis, and thighs. Impact-absorbing foam used throughout. Black fire-retardant three-piece seat cover.



Description	Part No.
14.5"	BUTBBP-14335-4001-95
15.5"	BUTBBP-15335-4001-95
16.5"	BUTBBP-16335-4001-95

E-Z Sert Seat Insert BUTBBP-2072-M

Increase comfort and support of the lower back, pelvis, and thighs, while decreasing the risk of back injury. E-Z Sert seat insert installs into an existing racing seat and molds to the body shape, allowing for broader and more even distribution of forces in the event of a crash. "Do-it-yourself" package comes complete with instructions and all required materials including CarbonX.



Seat Back Mounts, Belt Mounts, and King Clamps

Mounts provide proper distribution of loads. Offered in .125" thick aluminum or cold rolled steel.

Part No.	Description
BUT2130	Steel Seat Back Mount
BUT2131	Aluminum Seat Back Mount
BUTADV2113-2190	King Clamps



Head and Shoulder Support System BUTADV22007-4703

Bolt-on, universal support attaches to virtually any high-back design seat to add critical protection to driver's head and shoulder area.



Single Layer 2" Head Supports

Designed to reduce the risk of head or neck injury in the event of a crash. TIG-welded, .125" thick aluminum supports feature a solid 3/8" aluminum reinforcement rod, impact-absorbing foam, velour fire-retardant cover and are compatible with all Butler Built seats. Sold with choice of black or blue cover.



Description	Black Cover
RH Head Support	BUT2272-4101

Head, Shoulder, and Leg Supports



Description	Black Cover
RH 6" Head Support	BUT2276-4101
RH Shoulder Support	BUT2371-4101

Sprint Front Axle Tether System

Approved for use by Knoxville Raceway and the WoO (World of Outlaws), front axle tether system adds a measure of safety to open wheel racing in the event of front axle breakage. Clamps install easily to front axle, and tethers are then connected to the front motor mount tube. Kits include (2) billet clamps, (2) tethers, and required hardware. Tether, clamp, and hardware kits are also available separately for replacement purposes, or for spare front axles.



Part No.	Description
BUTBBP-4922-1-A-225	2-1/4" Axle Tether Assembly, Complete Kit
BUTBBP-4922-1-A-238	2-3/8" Axle Tether Assembly, Complete Kit
BUTBBP-4922-1-A-250	2-1/2" Axle Tether Assembly, Complete Kit

Replacement/Accessory Components

BUTBBP-4922-1-B-225	2-1/4" Axle Tether Assembly, Each
BUTBBP-4922-1-B-238	2-3/8" Axle Tether Assembly, Each
BUTBBP-4922-1-B-250	2-1/2" Axle Tether Assembly, Each
BUTBBP-4921-1-CA-225	2-1/4" Axle Clamp Assembly, Each
BUTBBP-4921-1-CA-238	2-3/8" Axle Clamp Assembly, Each
BUTBBP-4921-1-CA-225-2	2-1/4" Axle Clamp Assemblies, Pair
BUTBBP-4921-1-CA-238-2	2-3/8" Axle Clamp Assemblies, Pair
BUTBBP-4921-1-CA-250-2	2-1/2" Axle Clamp Assemblies, Pair

King Pin Tether Kit

King pin tether from BUTLERBUILT is required by World of Outlaws and many other Sprint Car sanctioning bodies and tracks. It hooks to the king pins so that they will remain with the race car in the event of a crash.



Part No.	Description
BUTBBP-4924-1	Fits 50" Front Axles
BUTBBP-4924-1-53	Fits 51"-53" Front Axles
BUTBBP-4925-A2	Cap for Tether



Down-Flow Sprint Radiator CRR943-20226

These all-aluminum radiators are the lightest, most efficient sprint car radiators on the market. The cores are furnace-brazed (no epoxy), and utilize the latest in core technology. The 20" x 22" radiator features a 36mm single row extruded-tube core, with (4) -10AN female port inlets and 1-1/2" or 1-3/4" outlets with CNC billet radiator neck.



Sprint Crossflow Radiator CRR943-20175

C&R manufactures lightweight, efficient Sprint Car radiators that use no epoxy and deliver exceptional cooling. 20.47" x 17" Sprint Car radiators feature four -10AN female inlets, either 1-1/2" or 1-3/4" outlet and billet top neck which accepts a small radiator cap.



Small-Neck High-Pressure Radiator Cap CRR50-00005

Stant's small high-pressure caps can maintain pressure consistently. Designed for small-neck Sprint Car radiators. 30-lbs. rating.



Portable Engine Heater CRR61-00003

This totally portable unit utilizes a self-contained diesel-fired heater to handle all of your pre-heating requirements. The 12-volt design makes it entirely independent of an external power source, providing up to 4 hours of continuous operation on a full charge.



Part No.	Description
CRR61-00017	Engine Heater Hose Kit—Jiffy Tite
CRR61-00012	Hot Set-Up Fitting Hose Kit

Dike® Temporary Radiator Stop Leak CRR59-00001

Specialized coolant additive quickly stops leaks, preventing a DNF in the event of a radiator puncture, cracked cylinder head, or gasket failure. Dike also prevents coolant from seeping into the engine. Fully compatible with all standard and permanent radiator coolants. Add one pint to every four gallons of coolant.



Safe® Radiator Conditioner CRR59-00101

Protects cooling systems from rust, scale, lime, and corrosion, while maximizing cooling system efficiency and preventing engine overheating. Compatible with all cooling systems and coolants, including green and orange. Add to radiator every six months.




CT-1 Dry Film Lubricant Coated Engine Bearings

Calico Coatings full line of Clevite 77 H-series engine bearings are coated with CT-1, a dry-film lubricant, for improved performance and durability. The coating is a blend of molybdenum disulfide, graphite, and PTFE lubricants that greatly reduces the coefficient of friction and increases load-carrying ability. It also reduces surface temperatures, resists fuel "wash", and protects against corrosion. Please specify bearing sizing (Std., .001", .010", .020", etc.) when ordering. Most rod bearings are narrowed for increased fillet clearance, indicated by an "N" in the suffix.

Notes: When a "D" suffix is added to the part number, bearings include dowel pin holes, while an "X" suffix indicates bearings with .001" added oil clearance.

Engine	H Series	HX Series	HND Series	HXND Series
Chevy				
1967-02 Small Block 262, 265, 267, 302, 305, 307, 350 (Large Journal)				
Rod Bearings	CLCCB663HN	CLCCB663HXN	CLCCB663HND	CLCCB663HXND
Rod Bearings, 1.888" Honda Sizing	CLCCB1663H	—	—	—
Main Bearings	CLCMS909H	CLCMS909HX	—	—
Main Bearings, 283 Crankshaft	CLCMS1110H	—	—	—
1955-67 Small Block 265, 283, 267, 302, 327 (Small Journal)				
Rod Bearings	CLCCB745HN	CLCCB745HXN	—	—
Main Bearings	CLCMS429H	CLCMS429HX	—	—
1970-80 Small Block 400				
Rod Bearings	CLCCB663HN	CLCCB663HXN	CLCCB663HND	CLCCB663HXND



Rod Bearings

Main Bearings



Magnum 4340 Forged Steel Crankshafts

Lightweight, durable crankshafts are made from ultra-pure AISI 4340 forged steel. Crankshafts feature gun-drilled mains, fully profiled counterweights, and have undergone exclusive Ultra-Case heat treatment. Available for a variety of small block Chevy applications.

Part No.	Application	Stroke	Main	Pin
CALSAJ14A-MG	SBC 360 ASCS	3.335"	3.500"	2.000"
CALSAJ14A-MG	SBC	3.500"	2.449"	2.000"
CALSAJ11A-MG	SBC	3.750"	2.449"	2.100"
CALSAK21A-MG	SBC	3.800"	2.649"	2.100"
CALSAM11A-MG	SBC	3.875"	2.449"	2.100"
CALSAM21A-MG	SBC	3.875"	2.649"	2.100"
CALSAO11A-MG	SBC	4.000"	2.449"	2.100"
CALSAO21A-MG	SBC	4.000"	2.649"	2.100"



Compstar Forged 4340 Steel Crankshafts

Manufactured from premium AISI 4340 steel, Compstar crankshafts are the most durable in their class. Crankshafts are offered in a variety of strokes and journal sizes to suit most cubic inch requirements.

Part No.	Application	Stroke	Main	Pin
CALSAJ113-CS	Small Block Chevy	3.750"	350	2.100"
CALSAM113-CS	Small Block Chevy	3.875"	350	2.100"



Compstar Comet Forged 4340 Steel Crankshafts

Lightweight, durable crankshafts are constructed from 4340 steel and have been triple heat-treated and nitrided. Comet crankshafts feature gun-drilled mains, lightened rods, pendulum-cut counterweights, a star flange, and a .125" journal radius.

Part No.	Application	Stroke	Main	Pin
CALSAJ113-CC	Small Block Chevy	3.750"	350	2.100"



Original Design H-Beam Connecting Rods

Original Design Compstar connecting rods are designed to combine both high quality and affordability. Forged H-beam rods are ready to use, and feature the proper dimensions and clearances for high-performance use right out of the box. Sold in sets of eight.

Part No.	Length	Journal	Weight
Small Block Chevy			
CALCSA5700DS2A2AH	5.700"	2.100"	603g
CALCSA6000DS2A2AH	6.000"	2.100"	612g
CALCSA6125DS2A2AH	6.125"	2.100"	617g
CALCSA6200DS2A2AH	6.200"	2.100"	615g



Ultra I-Beam Connecting Rods

Ultra I-Beam connecting rods are forged from extremely clean Timken steel. Strengthening gussets around the cap screws offer increased durability, and 100% thread engagement eliminates exposed threads between the bolt thread and the shank. All rods are fitted with 260,000 PSI Ultra Bolts with rolled threads for improved engagement and consistent clamping loads. Sold in sets of eight.

Part No.	Application	Length	Journal	Weight
Standard Ultra Series				
CALU14140	Small Block Chevy	6.125"	2.100"	662g



Rod and Piston Holder

ALL96478

Holder safely supports piston and connecting rod assemblies during engine teardowns or assembly. Slots are 4-3/4" long x 1-1/2" wide to accommodate most combinations. Holder measures 24" x 12" x 9-1/2" tall and can be disassembled for storage.



Rod Guide Tool

ALL96480

Plastic tool slips over 3/8" or 7/16" rod bolts to aid piston installation and eliminate the chance of rod bolts hitting crank. A must for any engine builder's toolbox.



Part No.	Description
ALL96481	Rod Guide Tool Extensions 4.5", 1-Pair



SB Chevy Wet Sump Circle Track Oil Pans Competition Series 6-1/2" Deep

Shallow left turn, 7-quart pan adds ground clearance for cars where the engine is mounted extra low. Includes six trap doors and three runners, sloss baffle, windage tray with crank scraper, oil level check, and temperature fitting.



Part No.	Description
CAN11-102	SB Chevy Pre-1980, LH Dipstick
CAN20-030	Oil Pump Pickup, Standard-Volume Pumps (MELM55)
CAN20-031*	Oil Pump Pickup, High-Volume Pumps (MELM55HV)

* Requires some modifications, instructions included.

Competition Series 7" Deep

Eight-quart pans feature six trap doors, three runners, sloss baffles, windage trays with crank scrapers, oil level checks, and temperature fittings.



Part No.	Description
CAN11-120	SB Chevy Pre-1980, LH Dipstick
CAN11-120M	SB Chevy 1980-85, RH Dipstick
CAN20-040	Oil Pump Pickup, Standard-Volume Pumps (MELM55)
CAN20-070	Oil Pump Pickup, High-Volume Pumps (MELM55HV)
CAN20-072	Oil Pump Pickup, High-Volume Pumps with 3/4" Tube (MELM155HV)
CAN20-077	Oil Pump Pickup, for (MEL1055ST) Pump
CAN20-100	Oil Pump Pickup, for BB Chevy 5-Bolt Pump (MELM77)

Competition Series 7" Deep Open Chassis

The 7" deep, "L"-shaped sump has competition baffling, six trap doors, bolt-in sloss baffle, windage tray with scraper, and 9-quart capacity.



Part No.	Description
CAN11-180	Steel Pan, SB Chevy 1985 and Earlier
CAN20-040	Oil Pump Pickup, Standard Volume Pumps (MELM55)
CAN20-042	Oil Pump Pickup, Standard Volume Pumps with 3/4" Tube (MELM155)
CAN20-070	Oil Pump Pickup, High-Volume Pumps (MELM55HV)
CAN20-072	Oil Pump Pickup, High Volume Pumps with 3/4" Tube (MELM155HV)
CAN20-077	Oil Pump Pickup, for (MEL10555)
CAN20-100	Oil Pump Pickup, for BB Chevy 5-Bolt Pump (MELM77)

SB Chevy Dry Sump Circle Track Oil Pans Competition Series Shallow

CAN12-101

Dry sump, 4-1/2" deep pan permits low engine mounting and includes crankshaft wiper, windage tray screen, and 1/4" deep pick-up trough. Steel pan fits pre-1985 small block Cheyvs and has (2) -12AN pickup fittings on the right-hand side.



Billet Aluminum Oil Filter Adapters Chevy Oil Filter Block-Off and Input Adapter CAN22-520

Engineered for dry or wet sump oiling system with an external pump. Bolts directly into the stock Chevy V8 bypass mounting holes. Includes O-rings and hardware.



Chevy Oil Input Sandwich Adapters

Simplifies the installation of external oil pumps or Accusumps by eliminating the need for a remote oil filter. Adapter has two oil input ports: one before filtration (for an external oil pump) and one after (for an Accusump).



Part No.	Description
Chevrolet	
CAN22-550	SB Chevy Oil Input Adapter
Replacement Component	
CAN98-002	Replacement O-Ring Kit

Chevy Oil Bypass Eliminator CAN22-570

Billet Chevy block-to-filter mount replaces the stock oil filter mount and does not have a bypass, eliminating the possibility of unfiltered oil entering the engine.



Chevy Remote Oil Filter Adapter

Aluminum adapter is ideal for wet sump systems where a remote filter must be used. Inlet and outlet ports are 1/2" NPT.



Part No.	Description
Chevrolet	
CAN22-580	SB and BB Chevy with Straight Inlet and Outlet Ports
Replacement Component	
CAN98-002	Replacement O-Ring Kit

90° Rotating Remote Oil Filter Adapters

The aluminum adapter's 90°, 1/2" NPT inlet and outlet ports can be rotated, simplifying hose and fitting connections. Ideal when unable to use stock filter location.



Part No.	Description
Chevrolet	
CAN22-592	13/16"-16 Thread and 3-1/4" Seal
Replacement Component	
CAN98-004	Replacement O-Ring Kit

Billet Remote Oil Filter Mounts

Rigid billet aluminum remote mounts accept spin-on oil filters. Mounts include two 1/2" NPT inlet and two 1/2" NPT outlet ports and may be plumbed right-to-left or left-to-right.



Part No.	Description
Chevrolet	
CAN22-620	Accepts Chevy Spin-On 13/16"-16 Filters
Ford	
CAN22-625	Accepts Ford Spin-On 3/4"-16 Filters



Oil Pan Accessories

Inspection Plug CAN20-888

A 1" NPT bushing and plug that can be welded into a 1-1/2" diameter hole. For use where an inspection plug is required to verify the use of stock connecting rods.



Windage Trays

Louvered and screen-type, stamped steel trays keep oil off of the rotating assembly and in the sump where it belongs. Available for most applications. Mounting kit must be purchased separately.



Part No.	Description
Windage Trays	
CAN20-908	SB Chevy Pro Plus Louvered Windage Tray
CAN20-911	SB Chevy Full Length Windage Tray Screen, LH Dipstick
Windage Tray Mounting Kits	
CAN20-920	Mounting Kit for CAN20-911
CAN20-921	Mounting Kit for CAN20-908

SB Chevy Crank Pulley Shim Kits

CAN74-900

Compensate for variances in pulleys for perfect belt alignment. Each kit includes aluminum shims in thicknesses of 1/16", 1/8", and 3/16".



Fan Spacers

Durable spacers are machined from billet aluminum to fit Chevy and Ford water pumps. Fasteners and adapter bushing for 5/8" and 3/4" water pump shafts are included.

CAN75-610



Part No.	Description
CAN75-610	1" Fan Spacer
CAN75-615	1-1/2" Fan Spacer
CAN75-620	2" Fan Spacer
CAN75-625	2-1/2" Fan Spacer
CAN75-630	3" Fan Spacer



SB Chevy 1:1 Aluminum Pulleys

Double-groove billet aluminum pulleys are hard coat anodized for durability and sized to deliver a 1:1 drive ratio.



Part No.	Description
COLDS-364	5-7/8" Dia. Crank Pulley
COLDS-364-2L	5-7/8" Dia. Crank Pulley, Corvette Pump
COLDS-364-B	Crank Pulley Alignment Boss
COLDS-380	Pulley, Upper, 1:1 Ratio, 5/8" Bore
COLDS-380-3	5-7/8" Dia. Water Pump Pulley, 3/4" Pilot
COL9325	V-Belt For 1:1 Pulleys

"Rod Ruler"

COL21790

Quickly measure tie rods, trailing arms, third links, etc. fitted with rod ends. Compatible with 5/16", 3/8", 7/16", 1/2", 5/8", and 3/4" rod ends, linkages up to 36" long, or torque absorbers with up to 5-1/2" diameter springs.



Aluminum Clamp-On Accessory Mounts

Accessory mounts clamp to roll bar or chassis tubing for quick mounting of mirrors, helmet hooks, etc. Brackets feature a 1/4"-20 tapped hole.



Part No.	Description
COL900-400	1-1/4"
COL900-401	1-1/2"
COL900-403	A1-3/4"

Rear View Mirror with Mounting Bracket COL7328

Large 5" diameter, flat-face mirror gives optimal side and rear vision. Can also be used on carts and ATV pushers.



Pro-Lite Quick Change Gear Sets

Pro-Lite gears from Coleman are CNC machined to make them as light as possible and yet durable for use in all dirt and asphalt applications. Made from 8620 heat-treated steel, these gears reduce friction and temperature, resulting in horsepower savings. Each set includes spacers to properly align gears.




Part No.	Description
10 Spline - 4.11 Ratio	
COL207-1	Set 1, 4.11 / 4.11, 4.86 Ratios 4.86 / 4.86
COL207-10	Set 10, 4.56 / 3.04, 4.86 Ratios 6.58 / 3.59
COL207-11	Set 11, 5.03 / 3.36, 4.86 Ratios 5.94 / 3.97
COL207-13	Set 13, 5.14 / 3.28, 4.86 Ratios 6.07 / 3.89
COL207-14	Set 14, 5.72 / 2.95, 4.86 Ratios 6.76 / 3.50
COL207-14C	Set 14C, 4.11 Ratio 5.76 / 2.93, 4.86 Ratio 6.80 / 3.47
COL207-16	Set 16, 5.48 / 3.08, 4.86 Ratios 6.48 / 3.65
COL207-17	Set 17, 4.74 / 3.56, 4.86 Ratios 5.60 / 4.21
COL207-18	Set 18, 4.11 Ratio 5.18 / 3.26, 4.86 Ratio 6.13 / 3.85
COL207-20	Set 20, 4.11 Ratio 5.34 / 3.16, 4.86 Ratio 6.32 / 3.74
COL207-21C	Set 21C, 6.30 / 2.68, 4.86 Ratios 7.45 / 3.17
COL207-22	Set 22, 4.11 Ratio 5.40 / 3.13, 4.86 Ratio 6.38 / 3.70
COL207-23	Set 23, 4.11 Ratio 6.16 / 2.74, 4.86 Ratio 7.28 / 3.24
COL207-25	Set 25, 4.11 Ratio 4.52 / 3.74, 4.86 Ratio 5.35 / 4.42
COL207-26	Set 26, 4.11 Ratio 4.41 / 3.83, 4.86 Ratio 5.23 / 4.52
COL207-27	Set 27, 4.11 Ratio 6.35 / 2.66, 4.86 Ratio 7.52 / 3.15
COL207-28	Set 28, 4.11 Ratio 6.49 / 2.60, 4.86 Ratio 7.68 / 3.08
COL207-29	Set 29, 4.11 Ratio 6.58 / 2.57, 4.86 Ratio 7.77 / 3.04
COL207-3	Set 3, 4.11 Ratio 5.08 / 3.32, 4.86 Ratio 6.00 / 3.93
COL207-32	Set 32, 5.84 / 2.89, 4.86 Ratios 6.91 / 3.41
COL207-32C	Set 32C, 4.11 Ratio 5.91 / 2.86, 4.86 Ratio 6.98 / 3.38
COL207-34	Set 34, 4.11 Ratio 5.65 / 2.98, 4.86 Ratio 6.68 / 3.54
COL207-35	Set 35, 4.11 Ratio 5.80 / 2.91, 4.86 Ratio 6.86 / 3.44
COL207-4	Set 4, 5.32 / 3.18, 4.86 Ratios 6.29 / 3.75
COL207-43	Set 43, 4.11 Ratio 6.42 / 2.63, 4.86 Ratio 7.59 / 3.11
COL207-4C	Set 4C, 4.11 Ratio 5.25 / 3.22, 4.86 Ratio 6.21 / 3.80
COL207-6	Set 6, 4.11 Ratio 4.50 / 3.75, 4.86 Ratio 5.32 / 4.44
COL207-7C	Set 7C, 4.11 Ratio 4.70 / 3.59, 4.86 Ratio 5.56 / 4.25
COL207-8	Set 8, 4.11 Ratio 4.85 / 3.48, 4.86 Ratio 5.74 / 4.11
COL207-8C	Set 8C, 4.11 Ratio 4.83 / 3.50, 4.86 Ratio 5.70 / 4.14
COL207-9	Set 9, 4.11 Ratio 4.97 / 3.39, 4.86 Ratio 5.89 / 4.01



Small Block Chevy Wet Sump Oil Pans

Competition Series 7" Deep

Eight-quart (including oil filter) oil pans include six trap doors, three crank scrapers, two runners, oil temperature fittings, and oil check level plugs. **CHACP100LT** includes the addition of a removable, louvered windage tray while **CHACP100KO** includes louvered windage tray and a full-length kickout.



Part No.	Description
CHACP100	SB Chevy 1957-85 Oil Pan
CHACP100LT	SB Chevy 1957-85 Oil Pan, with Louvered Windage Tray
CHACP100KO	SB Chevy 1957-85 Oil Pan, with Full-Length Kickout and Louvered Windage Tray
CHA100SB	Oil Pump Pickup, High -Volume Pump, 5/8" Dia. (MELM55HV)
CHA100BB	Oil Pump Pickup, High-Volume BB Chevy Pump, 3/4" Dia. (MELM77HV)
CHA1003SB	Oil Pump Pickup, High-Volume BB Chevy Pump, 3/4" Dia. (MEL1055ST)

Competition Series 8" Deep


Top-of-the-line wet sump pan. Eight-quart (including oil filter) pan incorporates four trap doors, crank scraper, two runners, louvered windage tray, oil temperature fitting, and oil check level plug.



Part No.	Description
CHACP80LT	SB Chevy 1957-85 Oil Pan, with Louvered Windage Tray
CHA80SB	Oil Pump Pickup, High-Vol. Pump, 5/8" Dia. (MELM55HV)
CHA80BB	Oil Pump Pickup, High-Volume BB Chevy Pump, 3/4" Dia. (MELM77HV)
CHA1004SB	Oil Pump Pickup, (MEL10555)

Competition Series Kickout

Only 6-1/2" deep, pans still have 7-quart capacity (including oil filter) and provide extra ground clearance for asphalt race cars. Kickouts improve oil control and provide increased horsepower while the six trap doors, three crank scrapers, louvered windage tray, oil temperature fitting, and oil level check plug in each pan make them a great bargain. **CHACP106KO** has a full-length kickout. **Note:**



Champ Pans will NOT work with a stock-style dipstick in the block. The pans have a block-off on each pan rail for use on either LH or RH blocks so the stock dipstick cannot reach the oil pan. Check the oil level from the supplied oil plug. If an extension is needed, use **CHAJR131 dipstick.**

Part No.	Description
CHACP106LT	SB Chevy 1957-85 Oil Pan, with Louvered Windage Tray
CHACP106KO	SB Chevy 1957-85 Oil Pan, with Full-Length Kickout and Louvered Windage Tray
CHA106SB	Oil Pump Pickup, High-Volume Pump, 5/8" Dia. (MELM55HV)

Small Block Chevy Dry Sump Oil Pans

Standard Competition Series

CHACP150R12

Steel 4-1/2" deep pan has two crank scrapers and a removable windage tray that provides maximum oil flow to the pick-up. Pan has two -12AN fittings located on the right side.



Pro Series

Steel pans are 5" deep with full-length kickouts. Pans have left-side inspection holes.



Part No.	Description
CHACP-PRO150R3A	SBC Pro Series Dry Sump Pan, Asphalt Applications
CHACP-PRO150R3D	SBC Pro Series Dry Sump Pan, Dirt Applications

Pit Area Floor Mat

CHACP10

Non-flammable, oil- and grease-resistant foam rubber mat provides comfort when working in the pit or on shop floor. 48-1/2" x 32" x 1-1/2" thick.



Mud Cap Rings and Covers

Aluminum mud cap rings and steel expander rings include three quick-fastener springs for removal of mud covers. Beadlock wheels require only the proper mud cap ring and cover, while non-beadlock wheels use an expander ring and cover. Offered for most popular wheels.



Description	Mud Cover Part No.	Expander Ring Part No.
Older Style Beadlock Rings without Tabs	CHAJR1031	—
Older Weld Beadlock Wheels with Small Bead Groove	CHAJR1041	CHAJR1040
New Style Weld Non-Beadlock with Wider Bead Groove	WELP650-4514A-6	CHAJR1040-W *

*** Allows use of standard Weld Racing mud cover on non-beadlock wheels without tabs.**



Trinity Uttech

Stan Kalwasinski



Fueling you forward.™

Competition Series

120 GPH Mechanical Fuel Pump CARM4891

Lightweight, die-cast aluminum fuel pumps are fitted with heat-treated, high-speed levers, anti-float springs, and flat diaphragms. Clocking feature eases plumbing. Small block Chevy 283-400 fuel pumps offer 7-8.5 PSI and 120 GPH of free flow.



Billet Racing 175 GPH Mechanical Fuel Pump CARM7900G

CNC-machined three-valve pumps are ideal for high-power race use. Pumps have reinforced diaphragms, heat-treated channeled levers, and large -8AN and -10AN inlet and -8AN outlet fittings. For gasoline only, pumps flow 175 GPH @ 6.5-7.8 PSI.



Part No.	Description
Replacement Components	
CAR156-385	-10AN Inlet Fitting
CAR156-386	-8AN Outlet Fitting



Micro Sprint Racing Oil **NEW!**

Fully synthetic lubricant is specially-formulated to deliver maximum performance to wet-clutch Micro Sprint engines. Premium synthetic base stocks are combined with a robust additive package, resulting in reduced engine and valve train wear, while offering increased resistance to contamination and combustion by-products. Recommended for Micro, Lightning Non-Winged and Winged Outlaw, "A" Class, Jr. Sprint, Stock Non-Winged, Restricted "A" Class, 1200cc Winged and Non-Winged Sprint engines. Sold in 1-qt. bottles or in cases.



Description	1-Qt. Bottle Part No.	1 Case (12) 1-Qt. Bottles
20W-50 Micro Sprint Oil	CH04446H	CH04446H-12

Power Shield Break-In Oil

Power Shield delivers a barrier of protection to engine components during break-in. Oil incorporates anti-wear additives and ZDDP to provide superior protection during hard run-in conditions. Sold in 1-qt. bottles, or in cases.



Description	1-Qt. Bottle Part No.	1 Case (12) 1-Qt. Bottles
Power Shield 30W	CH04270H	CH04270H-12

Blue Flame Synthetic Blend Diesel Oil **NEW!**

Synthetic blend Blue Flame is engineered to meet the demands of next generation diesel engines. Oil offers increased oxidation resistance, longer drain intervals, reduced volatility and oil consumption. Blue Flame 15W-40 oil additionally delivers improved cold-flow properties and reduced start-up wear. Available Classic Blue Flame formula is purpose built for pre-2007 diesel engines. Sold in cases of (12) 1-qt. bottles, or (4) 1-gal. jugs.



Description	1 Case (12) 1-Qt. Bottles	1 Case (4) 1-Gal. Jugs
Blue Flame Synthetic Blend 15W-40	—	CH04358N-4
Classic Blue Flame Synthetic Blend 15W-40 *	CH04359H-12	CH04359N-4

* Engineered for pre-2007 diesel engines.

Racing Oil


Racing Oil includes Champion's proprietary TVS (Thermal Viscosity Stabilizer), special lubricity modifiers, anti-wear additives, and ZDDP. Formula has proven to meet the demands of competition, providing exceptional film strength, while delivering added horsepower. Sold in 1-qt. bottles, cases, or 5-gallon buckets.



Description	1-Qt. Bottle	1 Case (12) 1-Qt. Bottles	5-Gallon Bucket
Synthetic Blend Oil			
5W-20	—	CH04230H-12	—
5W-30	—	CH04231H-12	—
10W-30	CH04104H	CH04104H-12	—
20W-50	CH04111H	CH04111H-12	—
Full Synthetic Oil			
0W-20	—	—	CH04360D
0W-30	—	—	CH04361D
15W-50	CH04309H	CH04309H-12	—

Racing Full Synthetic Gear Lubricant

Engineered to withstand the extreme conditions common to racing gearboxes and differentials. Lubricant includes Champion's SLI (Shock Load Inhibitor) chemistry, which has been proven to reduce heat, wear and friction. Sold in 1-qt. bottles or in cases.



Description	1-Qt. Bottle Part No.	1 Case (12) 1-Qt. Bottles
75W-90	CH04312H	CH04312H-12



Brake Fluid

Developed for extreme racing conditions where a high dry boiling point is required. Racing DOT 4 brake fluid has proven to perform by top-tier racing teams. Heavy duty, DOT 3 and DOT 4 are also available. Sold in 12-oz. or 1-qt. bottles, or in cases.



12-oz. Bottle Part No.	1-Qt. Bottle Part No.	1 Case (12) 12-oz. Bottles Part No.	1 Case (12) 1-Qt. Bottles Part No.
Heavy Duty DOT 3			
CHO4057K	CHO4057H	CHO4057K-12	CHO4057H-12
Heavy Duty DOT 4			
CHO4054K	—	CHO4054K-12	—
Racing DOT 4			
CHO4059K	—	CHO4059K-12	—
Racing DOT 5			
—	—	CHO4055K-12	—
Racing DOT 5.1			
—	—	CHO4056K-12	—

UltraFleet Full Synthetic CK-Series Diesel Oil **NEW!**

Full synthetic, 5W-40 CK-4 series diesel oil meets requirements of next generation diesel engines, delivering high TBN retention, increased wear protection, oxidation resistance, longer drain intervals and improved fuel economy. Lubricant meets many of the requirements specified by Cummins, Detroit Diesel, Ford, Cat, and Renault. Sold in 1-gallon jugs or in cases of (4) 1-gallon jugs.



Description	1-Gallon Jug	1 Case (4) 1-Gallon Jugs
UltraFleet Full Synthetic 5W-40	CHO4164N	CHO4164N-4

Fuel Stabilizer **NEW!**

Dual function fuel additive stabilizes fuel for quicker start-up, while simultaneously cleaning the fuel system for improved efficiency. Product keeps gasoline or diesel fuel fresh, preventing corrosion and varnish build-up for up to a 12-month period. Requires just one ounce per 2-1/2 gallons of fuel. Sold in 8-oz. bottles or in cases.



Description	8-oz. Bottle Part No.	1 Case (12) 8-oz. Bottles
Fuel Stabilizer	CHO4205M	CHO4205M-12

Power Steering Fluid

Premium quality fluid meets the requirements of major domestic and foreign automobile manufacturers. Sold in 12-oz. or 1-qt. bottles, or in cases.

Description	Part No.
12-oz. Bottle	CHO4182K
1 Case (12) 12-oz. Bottles	CHO4182K-12
1-Quart Bottle	CHO4182H
1 Case (12) 1-Qt. Bottles	CHO4182H-12



Octane Treatment **NEW!**

Specialized fuel additive offers modest improvements in octane, while improving combustion efficiency. Metal-free formula is safe for catalytic converters and oxygen sensors, and uses dispersants for multi-tank clean-up of port fuel injectors and corrosion inhibition. Sold in 12-oz. bottles or in cases.



Description	12-oz. Bottle Part No.	1 Case (12) 12-oz. Bottles
Octane Treatment	CHO4276K	CHO4276K-12

Aerosol Cleaners

Description	1 Aerosol Can	1 Case (12) Aerosol Cans
Carburetor Cleaner		
13-oz.	CHO4121KC	CHO4121KC-12
Engine Degreaser		
16-oz.	CHO4123I	CHO4123I-12
Brake Cleaner		
Chlorinated, 19-oz.	CHO4126P	CHO4126P-12
Non-Chlorinated, 15-oz.	CHO4525I	CHO4525I-12



Sprint Wax **NEW!**

Cleans and shines paint, plastic, chrome, and tires quickly, leaving a high-gloss, low-drag shine. Spray-on wax requires no pre-wash and may be used in direct sunlight. Sold in 12-oz. bottles, or in cases.



Description	12-oz. Bottle Part No.	1 Case (12) 12-oz. Bottles
Sprint Wax	CHO4301S	CHO4301S-12




PERFORMANCE

CT350 350 Cu. In./350 Horsepower CT350 Crate Engine [GMP19431602](#)

A factory-sealed small block Chevy crate engine for circle track use, the 350 CID/350-horsepower assembly is externally balanced and has a 9:1 compression ratio, nodular iron crankshaft, 8-qt. kickout oil pan, hydraulic camshaft, cast iron Vortec cylinder heads, HEI distributor and aluminum dual plane intake manifold. Carburetor, exhaust manifolds, water pump, starter and flywheel/flexplate, not included.

NOTE: Requires a externally balanced flywheel/flexplate. Distributor with melonized gear must be used with long blocks and partial engines with steel camshafts or engine damage will occur.



Part No.	Description
Replacement Components	
GMP19154761	Valve Spring Kit, Includes (16) 10212811 Springs and (16) 10241744 Retainers
GMP19201171	Rebuild Gasket Set, Fits 19258602, 88958602, HT383 and 350 HO engines

CT350 SPECIFICATIONS

Displacement	350 CID
Bore x Stroke	4.000" x 3.480"
Horsepower	350 @ 5,000 RPM
Torque, Ft./Lbs.	390 @ 3,800 RPM
Valve Lift	.435"/.460"
Camshaft Duration	212°/222° @ .050"
Valve Size	1.940"/1.500"
Compression Ratio	9.12:1 Nominal
Recommended Fuel	92 Octane
Maximum Recommended RPM	5,500 RPM

CT400 350 Cu. In./400 Horsepower Crate Engine [GMP19370604](#)

New and improved, factory-sealed small block Chevy engine is 350 CID and 400 horsepower. Engine is externally balanced, has a forged steel crankshaft, 8-quart dual kickout oil pan, hydraulic roller camshaft, aluminum "fast burn" cylinder head with "beehive" valve springs and aluminum roller rocker arms, 9.7:1 compression ratio, and a high-rise intake manifold. Carburetor, starter, ignition, plug wires, water pump, distributor, and exhaust not included.

NOTE: Requires a externally balanced flywheel/flexplate. Distributor with melonized gear must be used with long blocks and partial engines with steel camshafts or engine damage will occur.



Part No.	Description
Replacement Components	
GMP12551313	Exhaust Valve, 1.550", Each
GMP12555331	Intake Valve, 2.000", Each
GMP19201172	Rebuild Gasket Set, Fits 19318604, 88958604, ZZ383, ZZ5 and Fast Burn 385 Engines
GMP19301706	Engine Balancer

CT350 SPECIFICATIONS

Displacement	350 CID
Bore x Stroke	4.000" x 3.480"
Horsepower	400 @ 5,500 RPM
Torque, Ft./Lbs.	400 @ 4,500 RPM
Valve Lift	.474"
Camshaft Duration	208°/221° @ .050"
Valve Size	2.000"/1.550"
Compression Ratio	9.72:1 Nominal
Recommended Fuel	92 Octane
Maximum Recommended RPM	5,800 RPM


SB Chevy Cast Iron Vortec Cylinder Head [GMP12691728](#)

Completely assembled, cast iron cylinder head has high-velocity ports and fast-burn combustion chambers for significant horsepower and torque increases. Outfitted with 1.94" intake and 1.50" exhaust valves, 3/8" rocker studs, springs, seals, and locks. Vortec style intake manifold is required. Sold individually. **NOTE: The valve guide bosses must be machined when using a camshaft with over .475" lift. Valve seats may be re-machined to accept 2.02" intake and 1.60" exhaust valves.**



SB Chevy Composition Head Gasket [GMP12557236](#)

Composition-style head gasket is for use on ZZ4 or 350HO engines fitted with iron or aluminum cylinder heads. Gasket includes stainless steel fire rings for added durability, a 4.100" gasket bore and .051" compressed thickness. Sold each.



SB Chevy Cylinder Head Bolt Kit [GMP12495499](#)

Engineered for use with iron or aluminum small block cylinder heads, kit includes (14) 10168525, (4) 10168526, (16) 10168527, and thread sealant.



Beehive Spring Conversion Kit for "604" Crate Engine [GMP19300952](#)

Increase high-RPM capability and valvetrain stability of "604" crate engines. Applicable to aluminum Fast Burn cylinder heads, kit includes beehive springs, retainers, keepers, and spring seats that directly replace the OEM components. Includes sufficient components for one pair of cylinder heads. Springs may also be purchased separately.



Part No.	Description
GMP19420455	Beehive Valve Springs, Set of 16

Valve Spring Kit For "602" Crate Engine [GMP19154761](#)

Valve spring kit is designed for use on GM Performance Parts CT350/350 ("602") or 350 HO engines. Kit includes (16) [GMP10212811](#) valve springs. Springs are 1.250" O.D., have 80 lbs. of seat pressure at 1.700" installed height, and a rate of 256 lbs.





PERFORMANCE

Retainers and Keepers



Part No.	Description	Application
GMP10241744	Retainers, Set of 16	"602" Crate, 350 HO, 350 Ram Jet, HT383
GMP19171528	Lightweight Retainers, Set of 16	"604" Crate, ZZ4, Fast Burn, LT4, Vortec Bowtie
GMP19169661	Heavy Duty Retainers, Set of 16	Fast Burn, Vortec Bowtie
GMP12495503	Valve Spring Keepers, Set of 16 Pair	11/32" Valve Stems, "602"/"604" Crate Engines

Valves for CT350/400

Stock replacement valves are engineered for use in popular CT350/400 engines. Sold each.

Part No.	Description
GMP12551313	Exhaust Valve, 1.550", Each
GMP12555331	Intake Valve, 2.000", Each



SB Chevy Pushrods for "604" Crate Engine GMP12371041

Heavy-duty 1010 steel 5/16" diameter pushrods are designed for use in "604" hydraulic roller crate engines without guide plates. Pushrods are .060" wall x 7.122" long, and sold in sets of 16.



SB Chevy Aluminum Roller Rocker Arms GMP19210728

Increase valve train durability in small block Chevy engines including "604" crate engines. Rocker arms include 1.5:1 ratio and are designed for use with 3/8" studs. Sold in set of 16.



SB Chevy Distributor Hold-Down Clamp GMP10096197

Rigid clamp secures the distributor on all small block Chevys 265-400.



Spark Plugs

Provide spark for a Street Stock Warrior or a 400+ cubic inch Sprint car. Plugs use an exclusive chromium-nickel ground electrode for superior erosion resistance and extended life. The copper core center electrode enhances thermal capacity for peak performance at all engine speeds. **Please see page 525 for applications.**



Thomas Meseraull

Mike Reusche



Trailer Accessories

Affordable equipment for any race car trailer, Clear One components are built from impact-resistant plastic with attractive black textured finishes. Mounting hardware is included with all products.

Small Door Cabinet CLRTC138

Compact, lightweight cabinet has two shelves for aerosol cans or similar size items and a single paper towel holder. Measures 12" wide x 23.3" high x 4.8" deep.



Door/Wall Cabinet with Paper Towel Holder CLRTC156

Large cabinet has three shelves for aerosol cans and similar size items, and a two-roll paper towel holder. Measures 23" wide x 37" high x 4.5" deep.



Helmet Bays

Bays include foam-lined storage area for helmet, and an apparel hook. Deluxe unit includes a shelf for neck collar, gloves, etc.



Part No.	Description
CLRTC116	Helmet Bay, 15" Wide x 13" High x 13" Deep
CLRTC151	Deluxe Helmet Bay, 15.5" Wide x 14" High x 13" Deep

Tie-Down Hanger CLRTC100

Stores up to six tie-downs. Measures 12" wide x 3" high x 3" deep.



"D" Cell Flashlight Holder CLRTC102

Holds various "D" cell flashlights. Measures 3-1/2" wide x 7" high x 4" deep.



Universal Cord/Hose Hanger CLRTC115

Rigid hanger stores electrical cords and air hoses. Measures 4.5" wide x 5" high x 4" deep.



Funnel Holder CLRTC134

Stores triangular funnels out of the way. Measures 17" wide x 3" high x 11" deep.




Collapsible Chair Rack CLRTC128

Rack secures up to three collapsible chairs. Measures 21.5" wide x 4" high x 6.5" deep.



Paper Towel Rack CLRTC141

Compact towel rack may be mounted horizontally or vertically. Measures 11.5" wide x 4.5" high x 5" deep.



Canopy Straps CLRTC130

Wall-mount, 2" wide adjustable straps hold 10' x 10' or 10' x 20' pit canopies during transport. 11.5" wide x 4.5" high x 1" deep.



Jack Pouch CLRTC132

Designed to be wall-mounted, unit secures aluminum race jacks up and out of the way. Measures 18" wide x 25.5" high x 5.5" deep.



Tire Gauge Pouch CLRTC144

Stores tire gauges up to 3.25" wide and 1.75" deep. Measures 3.3" wide x 3.5" high x 2" deep.



Gauge is not included

Fuel Jug Racks

Secures round or square fuel jugs in trailer. Offered in 1-, 2-, 3-, or 4-bay versions.



Part No.	Description
CLRTC108	1-Bay, 12" Wide x 11" High x 12" Deep
CLRTC109	2-Bay, 24" Wide x 11" High x 12" Deep
CLRTC110	3-Bay, 36" Wide x 11" High x 12" Deep
CLRTC111	4-Bay, 48" Wide x 11" High x 12" Deep

Aerosol Can Shelves

Lightweight, single-shelf units keep aerosol cans handy and organized. Offered in two sizes.



Cans are not included

Part No.	Description
CLRTC117	8-Can Aerosol Can Shelf, 22" Wide x 4.5" High x 3.5" Deep
CLRTC118	12-Can Aerosol Can Shelf, 33" Wide x 4.5" High x 3.5" Deep

Oil Quart Racks

Floor mounted racks store oil neatly. Offered in two sizes.



Quarts are not included

Part No.	Description
CLRTC119	6-Quart Oil Rack, 16" Wide x 5.5" High x 5" Deep
CLRTC120	12-Quart Oil Rack, 30.5" Wide x 5.5" High x 5" Deep

Jack Pads CLRTC147


Non-skid, 20,000-pound capacity pads may be used for trailer tongue jacks, RV leveling jacks, etc. A nylon rope handle is included.

Part No.	Description
CLRTC146	Single
CLRTC147	Pair



Shatterproof Mirror CLRTC145

High-impact, 9" wide x 12" high x 1/8" thick plastic mirror mounts to front of trailer in a position to allow viewing the coupler from the rear view mirror of the tow vehicle.



Vinyl Door Strips

Clear vinyl door strips keep dirt and dust out and keep air conditioned trailers cool with the door open. All installation hardware is included.

Part No.	Description
CLRTC158	Fits 4' x 6' Door Opening
CLRTC159	Fits 4' x 7' Door Opening






Performance Engine Bearings

Clevite 77 manufactures a full line of exclusive TriMetal™ copper-lead high-performance bearings. Choose the bearing series which best suits the intended application. Please specify size (Standard, .001", .010", .020", etc.) when ordering.

"P" Series - Traditional Clevite 77 TriMetal™ bearings have high crush qualities for maximum bearing retention, high eccentricity to account for bore distortion, and reduced overlay thickness to prevent fatigue.

"H/HN" Series - Race engine builders prefer their lack of flash plating, medium levels of eccentricity, enlarged chamfers for additional crankshaft fillet clearance, and high crush. When a **"D"** is added to the part number suffix, bearings include dowel pin holes; an **"X"** suffix indicates bearings with .001" added oil clearance, while a **"K"** suffix indicates bearings which are coated with moly/graphite, an anti-wear agent that also offers protection through a broad temperature range. **Note: "HN" series are only available as rod bearings and are engineered to provide increased crankshaft fillet clearance that is required by most aftermarket crankshafts.**



Moly/Graphite Coated Rod Bearings

Engine	P Series	HN Series	HND Series	HNDK Series	HNK Series	HXN Series	HXND Series	HXNDK Series	HXNK Series
Chevy									
1967-02 Small Block 262, 265, 267, 302, 305, 307, 350 Lg. Journal									
Rod Bearings	M77CB663P	M77CB663HN	M77CB663HND	M77CB663HNDK	M77CB663HNK	M77CB663HXN	M77CB663HXND	M77CB663HXNDK	M77CB663HXNK
Rod Bearings, 1.888" Honda Sizing	—	M77CB1663H	—	—	M77CB1663HK	M77CB1663HX	—	—	M77CB1663HXX
Main Bearings	M77MS909P	M77MS909H	—	—	M77MS909HK	M77MS909HX	—	—	M77MS909HXX
Main Bearings, 283 Crankshaft	—	M77MS1110H	—	—	—	—	—	—	—
1955-67 Small Block 265, 283, 302, 327 Sm. Journal									
Rod Bearings	M77CB745P	M77CB745HN	M77CB745HND	M77CB745HNDK	M77CB745HNK	M77CB745HXN	—	—	M77CB745HXNK
Main Bearings	M77MS429P	M77MS429H	—	—	—	M77MS429HX	—	—	—
1970-80 Small Block 400									
Rod Bearings	M77CB663P	M77CB663HN	M77CB663HND	M77CB663HNDK	M77CB663HNK	M77CB663HXN	M77CB663HXND	M77CB663HXNDK	M77CB663HXNK
Main Bearings, 400 Block/400 Crank	M77MS1038P	M77MS1038H	—	—	M77MS1038HK	M77MS1038HX	—	—	M77MS1038HXX
Main Bearings, 400 Block/350 Crank	M77MS1564P	—	—	—	—	—	—	—	—

"V" Series Rod Bearings

"V" Series - Based on the Vandervell design, cast copper-lead bearing with a steel back provides the strongest foundation available. The lead-indium overlay offers high fatigue strength, durability, lubricity, and conformability. Bearing numbers that include an **"N"** suffix are narrowed for greater fillet clearance. Bearing numbers with an **"X"** indicate bearings with .001" added oil clearance.



Engine	V Series	VN Series	VXN Series
Chevy			
1967-02 Small Block 262, 265, 267, 302, 305, 307, 350 Large Journal			
Rod Bearings	—	M77CB663VN	M77CB663VXN
1955-67 Small Block 265, 283, 302, 327 Small Journal			
Rod Bearings	—	M77CB745VN	—
1970-80 Small Block 400			
Rod Bearings	—	M77CB663VN	M77CB663VXN

Camshaft Bearings

Part No.	Description
1964-02 Small Block	
M77SH1349S	283-400, HD Engine
M77SH290S	283-327
1955-63 Small Block	
M77SH287S	265-327



Bearing Guard M772800B2

Specially formulated assembly lubricant delivers critical bearing protection during assembly and initial start-up. Sold in 8-oz. bottle.





SB Chevy Quick Adjust® True® Roller Timing Chain Sets

CL09-3100A

Sets feature the patented Quick Adjust system, which allows valve timing adjustments without having to unload the valvetrain. Perform critical valve timing changes at the track to maximize performance or compensate for changing track or weather conditions. Timing sets also include billet steel, induction heat-treated sprockets and an IWIS true roller timing chain with large, .250" diameter rollers for maximum durability and performance. For 1955-Up 265-400 engines.



Hex-A-Just® True® Roller Timing Chain Sets

Make quick and precise cam timing changes with no troublesome offset bushings or keyways. Torrington thrust bearings reduce friction between the block and cam sprocket. Most sets are offered with .005" or .010" reduced center distance.



Description	Standard Part No.	-.005" Part No.	-.010" Part No.
SB Chevy, 1955-Up 265-400	CL09-3100A	CL09-3100A-5	CL09-3100A-10
SB Chevy 1955-Up 265-400 With BB Chevy Crank Snout	CL09-3100B	—	—
SB Chevy, 1985-Up 305-350	CL09-3145A	—	—
SB Chevy "Rocket" Block	CL09-3146A	—	—

Hex-A-Just True Roller Timing Chain Sets With "Z" Chain

Engineered for extreme racing conditions, Hex-A-Just True Roller timing sets include the addition of the exclusive, double-roller "Z" chain that incorporates proprietary, heat-treat processing for 33% more strength compared to existing chains. Selected sets are offered with standard or .005" reduced center distance.



Part No.	Description
CL09-3100AZ	SB Chevy, 1955-Up 265-400
CL09-3146BZ	SB Chevy "Rocket" Block, BB Chevy Snout
CL09-3146BZ-5	SB Chevy "Rocket" Block, BB Chevy Snout, .005" Reduced Distance
CL09-130Z	Replacement Timing Chain for CL09-3100AZ

Replacement Hex-A-Just® Bushing CLOP9005



Billet True® Roller Timing Chain Sets

Sets have heat-treated steel billet cam sprockets, nine keyway crank sprockets for easy cam degreasing, and a seamless, True roller chain.



Part No.	Description
CL09-3500TX9	SB Chevy, 1955-Up 265-400 with Torrington Bearing
CL09-3600TX9	SB Chevy, Race Billet with Torrington Bearing, 9 Keyway
CL09-3600TX9-10	SB Chevy, Race Billet with Torrington Bearing, 9 Keyway, .010" Reduced
CL09-3545X9	SB Chevy, 1985-Up 305-350

Original True® Roller Timing Chain Sets

Chains have oversize .250" diameter rollers that actually spin as they enter and exit the sprocket teeth, dynamically balanced cast iron or ductile iron cam sprockets and heat-treated, multiple keyway crank sprockets.



Description	Standard Part No.	-.005" Part No.	-.010" Part No.
SB Chevy, 1955-Up 265-400	CL09-3100	CL09-3100-5	CL09-3100-10
SB Chevy, 1985-Up 305-350	CL09-3145	CL09-3145-5	—

Heavy-Duty Timing Chain Sets

Cloyes heavy-duty timing chain sets include roller chains with .200" diameter rollers, high-quality cast iron cam sprockets, and heat-treated, carbon steel crank sprockets. Part numbers with an "X" have three keyways in the crank sprocket.



Part No.	Description
CLOC-3023SP	SB Chevy, 1955-Up 265-400, 1 Keyway
CLOC-3023XSP	SB Chevy, 1955-Up 265-400, 3 Keyways

Replacement Roller Timing Chains

Ideal when replacing the timing chain from an existing Cloyes timing set.



Description	Quick Adjust Part No.	Hex-A-Just Part No.	Original True Part No.
SB Chevy, 1955-Up	CL09-130	CL09-130	CL09-130
SB Chevy "Rocket" Block	CL09-131	CL09-131	CL09-131

Quick Button™ Two-Piece Timing Covers

Two-piece covers allow adjusting of cam timing or end play without removing the entire timing cover, oil pan, and damper. Die-cast aluminum cover is fitted with an O-ring seal which eliminates gaskets or sealants.



Part No.	Description
CL09-221	SB Chevy, 1955-Up 265-400
CL09-226	SB Chevy, "Rocket" Block

SB Chevy Cam Buttons

Cam buttons are used to control camshaft end play, preventing "walking". Billet steel buttons include Torrington bearings for superb performance and reliability.




Part No.	Description
CL09-200	.925" Long for Old Style 3-Spoke Timing Covers
CL09-202	.640" Long for Newer Style Timing Covers

SB Chevy Thrust Bearings And Wear Plates

Part No.	Description
CL09-201	Steel Wear Plate, .031" Thick
CL09-220	Thrust Bearing, .150" Thick, Replacement for Quick Adjust, Hex-A-Just, Original True and Billet True Timing Sets





Quick-Release Pins


Use on any components that must be removed or disconnected quickly. A push button-operated locking ball mechanism provides positive retention.

Part No.	Diameter	Grip
CCE2035	3/8"	1"
CCE2045	3/8"	2"



Heavy-Duty Stainless T-Bolt Band Clamps

Made from the highest quality stainless steel with a stainless T-bolt and Nylock lock nut for positive clamping that can't come loose.



Part No.	Diameter
CCE2152	1.25" to 1.37" Clamp
CCE2157	1.56" to 1.70" Clamp
CCE2173	2.56" to 2.87" Clamp



MLS (Multi-Layer Steel) Head Gaskets

Cometic's MLS head gaskets have three layers of stainless steel for strength, rebound ability, and resistance to corrosion. Outer layers are embossed with a fluoroelastomer rubber-based material (Viton) to withstand heat and harsh sealing environments. MLS gaskets are available in many different thicknesses. One per package.



MLS (Multi-Layer Steel) Exhaust Manifold Gaskets

Durable MLS exhaust manifold gaskets will not push out or burn through and will maintain a torque setting, eliminating retightening. Fully compatible with different combinations of cylinder head and exhaust manifold/header materials. All gaskets listed are .030" thick. Sold in pairs.



Part No.	Description	Port Size
CAGC5039-030	SB Chevy 262-400, Brodix/Dart 13°	N.A.
CAGC5891-030	SB Chevy 262-400	1.500" Dia. Round Port
CAGC5892-030	SB Chevy 262-400	1.450" x 1.480"

Part No.	Description	Bore	Thk.
Chevy Small Block (Including SB2 And Gen. III LS1)			
CAGC5245-030	Cast Iron or Aluminum Heads, Dart	4.060"	.030"
CAGC5245-036	Cast Iron or Aluminum Heads, Dart	4.060"	.036"
CAGC5245-040	Cast Iron or Aluminum Heads, Dart	4.060"	.040"
CAGC5245-051	Cast Iron or Aluminum Heads, Dart	4.060"	.051"
CAGC5246-027	Cast Iron or Aluminum Heads, Dart	4.100"	.027"
CAGC5246-030	Cast Iron or Aluminum Heads, Dart	4.100"	.030"
CAGC5246-036	Cast Iron or Aluminum Heads, Dart	4.100"	.036"
CAGC5246-040	Cast Iron or Aluminum Heads, Dart	4.100"	.040"
CAGC5246-060	Cast Iron or Aluminum Heads, Dart	4.100"	.060"
CAGC5246-080	Cast Iron or Aluminum Heads, Dart	4.100"	.080"
CAGC5247-027	Cast Iron or Aluminum Heads, Dart	4.125"	.027"
CAGC5247-030	Cast Iron or Aluminum Heads, Dart	4.125"	.030"
CAGC5247-040	Cast Iron or Aluminum Heads, Dart	4.125"	.040"
CAGC5247-060	Cast Iron or Aluminum Heads, Dart	4.125"	.060"
CAGC5248-027	Cast Iron or Aluminum Heads, Dart	4.165"	.027"
CAGC5248-030	Cast Iron or Aluminum Heads, Dart	4.165"	.030"
CAGC5248-040	Cast Iron or Aluminum Heads, Dart	4.165"	.040"
CAGC5248-051	Cast Iron or Aluminum Heads, Dart	4.165"	.051"
CAGC5248-066	Cast Iron or Aluminum Heads, Dart	4.165"	.066"
CAGC5249-030	Cast Iron or Aluminum Heads, Dart	4.200"	.030"
CAGC5249-040	Cast Iron or Aluminum Heads, Dart	4.200"	.040"
CAGC5249-045	Cast Iron or Aluminum Heads, Dart	4.200"	.045"
CAGC5249-051	Cast Iron or Aluminum Heads, Dart	4.200"	.051"
CAGC5399-040	All Other SB Brodix Heads	4.030"	.040"
CAGC5400-040	All Other SB Brodix Heads	4.125"	.040"
CAGC5401-040	All Other SB Brodix Heads	4.135"	.040"
CAGC5402-040	All Other SB Brodix Heads	4.160"	.040"
CAGC5402-051	All Other SB Brodix Heads	4.160"	.051"
CAGC5403-040	All Other SB Brodix Heads	4.200"	.040"
CAGC5403-051	All Other SB Brodix Heads	4.200"	.051"
CAGC5407-040	SB BD2000 Brodix	4.160"	.040"
CAGC5408-040	SB BD2000 Brodix	4.200"	.040"

Exhaust Gaskets

Gaskets are "Armor Clad" and ideal for applications that need to withstand temps up to 2,000°F. They retain torque and compress to seal less-than-perfect sealing surfaces.



Part No.	Description
CAGC5420	Brodix BD2000, Sold Individually
CAGC5422-064	Brodix GB2000, Sold Individually
CAGEX1256064AM	Brodix ASCS, Sold Individually
CAGEX314064AM	All Pro 286, Sold Individually

Rear Main Seals

Part No.	Description
CAGC5379	SB Chevy, 2-Piece
CAGC5680	SB Chevy, 2-Piece Viton
CAGC5681	SB Chevy 400, Aluminum/Align Honed Block



Miscellaneous Gaskets

Part No.	Description
CAGC5261-031	SB Chevy Timing Cover Gasket, .031" Thick
CAGC5299-018	SB Chevy Water Pump Gaskets, .018" Thick
CAGC5530	SB Chevy Timing Cover Seal and Gasket Kit
CAGEX314064AM	SB Chevy Exhaust Gaskets, All Pro "286" Heads

SBC Oil Pan Gaskets

Part No.	Description
CAGC5294	For 1980-85 RH Dipstick
CAGC5295-094	For 1955-79 LH Dipstick



RaceAir CPT3000

The original RaceAir competition Weather Analyzer is easy to use, affordable, and completely portable. Unit's automatic air sampling and internal fan assure consistent, reliable weather readings. Download data to a laptop or PC with optional PC download kit.



RaceAir Pro CPT1000

All-in-one digital, portable Weather Station has programs for fuel injection jetting and chassis set-up plus all original RaceAir features. Download data to a laptop or PC with optional PC Download Kit.



EGT Plus Systems

Thermocouple System can measure and record temperatures and RPM simultaneously. Simplifies correct jetting, ignition timing, etc. Unit can monitor temps for cylinder and collector exhaust gas, intake air, cylinder head, oil, and fuel. Displays as peak temps, or as progressive readings at certain points throughout the race. Operates on any 12-volt system, or may be remote controlled. Available in weld-on or clamp-on types. Includes a single probe.



CPT4105



Part No.	Description
CPT4100	EGT Plus Weld-On Kit
CPT4105	EGT Plus Clamp-On Kit
Replacement Components	
CPT4110	Weld-In Thermocouple
CPT4115	Clamp-On Thermocouple

Conroy "PNEU" CONTROL

Diaphragm Bleeder Kits

Works on the same principal as a high-speed bypass. Preset spring pressure against a diaphragm controls the amount of air that passes through the port. Releases air instantly in a 360° pattern. No compensation or guesswork is required. Repeats within 2/10 of a pound. Using four different springs, unit has a range of two to thirty pounds.

CBLCP-011



Part No.	Description
CBLCP-011	For Winters L/W Axle, 1.875"
CBLCP-012	For DMI and Frankland, 1.900"
CBLCP-014	For Winters U/L, 2.055"
Replacement Components	
CBLCP-029	Air Filter
CBLCP-030	Nylon Hose for Kits



Replacement Parts

Part No.	Description
CBLCP-027	Fiber Washer for Bleeder Kits
CBLCP-022	Red Spring Single
CBLCP-023	Silver Spring Single
CBLCP-024	White Spring Single

Pneu. Bleeder Kits

Part No.	Description
CBLCP-104	For Winters L/W Axle, 1.875"
Replacement Components	
CBLCP-029	Air Filter
CBLCP-030	Nylon Hose for Kits



Bleeder Puller CBLCP-038

For removing bleeders from axle.



Bleeder Repair Kits

Part No.	Description
CBLCP-033	Diaphragm, Two Bleeder Inserts, Two Diaphragms and a 3' Hose



New Style Wheel Insert CBLCP-070

This wheel insert is machined from 6061-T6 aluminum. The insert has a push-lock fitting that is recessed in the wheel insert for protection from mud and rocks. Also included in the kit are four black caps to keep dirt out of the system when washing the wheels.





Race XD Bushed Solid Roller Lifters **NEW!**

Engineered for the most extreme applications, Race XD have proven to be the strongest, most durable bushed roller lifters currently available. An innovative oiling system delivers consistent roller wheel and axle lubrication, and the REM-finished bodies reduce lifter body and lifter bore wear. The modular design utilizes interchangeable pushrod seats allowing lifters with centered seats to be interchanged with optional offset seats if desired. Sold in sets of 16.



Part No.	Description	Lifter Dia.	Pushrod Seat Location	Seat Height
COM99818-16	SB Chevy Lifters	.842"	Centered	.188"
COM99904-16	SB Chevy Lifters	.904"	Centered	.188"

Sportsman Solid Roller Lifters

Lightweight, premium Sportsman solid roller lifters use two pressurized EDM oil feeds to the axle and a single edge orifice feed to the wheel for improved oiling and reliability. Manufactured from quality 8620 steel for maximum durability and resistance to wear, lifters are internally machined for reduced weight. Tall body design allows usage in standard or .300" tall lifter bores. Choose from traditional needle bearing axle/wheel design or bronze bushing axle/wheel configuration. Sold in sets of 16.



Dia.	Pushrod Seat Location	Needle Bearing Part No.	Bushing Part No.
.842"	All Centered	COM96818-16	COM96818B-16
.842"	(4) Pairs: Centered & .160" Left (4) Pairs: Centered & .160" Right	COM96894-16	COM96894B-16

Endure-X Solid Roller Lifters

Upgraded for even greater durability, Endure-X lifters feature EDM oil injection technology, which provides a constant flow of pressurized oil to the bearing assembly, preventing the possibility of oil starvation. Lifters also incorporate removable, captured link bars, precision-sorted bearings and wear-resistant, tool steel axles. Sold in sets of 16.



Part No.	Description	Lifter Dia.	Pushrod Seat Location	Set Includes Lifters	Link Bars
COM818-16	1955-86 Straight-Up Style	.842"	All Centered	(16) 818-1	(8) 818-L
COM871-16	Full Body Of 873-16, .300" Taller Body	.842"	All Centered	(16) 871-1	(8) 818-L
COM873-16	1987-Up, Bowtie/Alum. Blocks, .300" Taller	.842"	All Centered	(16) 873-1	(8) 818-L
COM891-16	Small Base Circle Cam Applications	.842"	All Centered	(16) 891-1	(8) 818-L
COM894-16	Offset Intake for More Pushrod Clearance	.842"	(8) Centered (4) Rights (4) Lefts	(8) 894C-1 (4) 894R-1 (4) 894L-1	(8) 818-L

Hi-Tech 210° Radius Pushrods

Include same features as traditional High Energy pushrods, but include a 210° rather than 180° radius, often required for high-lift applications. Sold in sets of 16.



Part No.	Description
COM7732-16	SB Chevy +.100", 7.900" Long
COM7734-16	SB Chevy +.200", 8.000" Long
COM7735-16	SB Chevy +.250", 8.050" Long
COM7736-16	SB Chevy +.250", 8.100" Long

Magnum Pushrods

One-piece, .080" wall chrome moly steel pushrods are engineered to stand up to the high spring pressures and stresses of oval track racing. Sold in sets of 16.



Part No.	Dia./Wall Thk.	Description	Length
SB Chevy 265-400			
COM7372-16	5/16"/.080"	Stock Length, Hardened	7.800"
COM7693-16	5/16"/.080"	+.100", Hardened	7.900"
COM7694-16	5/16"/.080"	+.150", Hardened	7.950"
COM7695-16	5/16"/.080"	+.200", Hardened	8.000"
COM7472-16	5/16"/.080"	+.350", Hardened	8.150"

Hi-Tech Pushrods

One-piece ball-type pushrods in 5/16" or 3/8" wall, seamless 4130 chrome moly are heat-treated to a hardness of 60 (Rockwell "C") and black oxide-finished for strength and durability. Pushrods are available in 5/16" dia./0.080" wall, 5/16" dia./0.105" wall, 3/8" dia./0.080" wall and 3/8" dia./0.135" wall. Length is etched on each pushrod. Sold in sets of 16 (-16 suffix), but may be ordered individually (-1 suffix).



Description	Length	5/16" Dia./ .080" Wall Part No.	5/16" Dia./ .105" Wall Part No.	3/8" Dia./ .080" Wall Part No.	3/8" Dia./ .135" Wall Part No.
Small Block Chevy					
-.100" Short	7.700"	COM7963-16	COM8409-16	—	—
-.050" Short	7.750"	COM7970-16	COM8410-1	—	—
Std. Length	7.800"	COM7972-16	COM8411-16	COM7913-16	COM8460-16
+.050" Long	7.850"	COM7974-16	COM8412-16	COM7980-16	COM8476-16
+.100" Long	7.900"	COM7993-16	COM8413-16	COM7984-16	COM8473-16
+.150" Long	7.950"	COM7994-16	COM8414-16	COM7981-1	COM8474-16
+.200" Long	8.000"	COM7995-16	COM8415-16	COM7983-16	COM8475-16
+.250" Long	8.050"	COM7996-16	COM8416-1	COM7985-16	COM8477-1
+.300" Long	8.100"	COM7997-16	COM8417-1	COM7986-16	COM8478-1

Pushrod Length Checker COM7901-1



Determine correct pushrod length quickly and easily when building race engines. Made from a thin-wall 5/16" pushrod that is cut and threaded. Checker has 5/16" ball on each end and extends from 7.5" to 8.7".



Pushrod Guide Plates

A must for the high lift and spring pressure of performance engines, guide plates are designed using a stereolithographic process for ultimate fit. Exact stud placement and rounded contact points are two outstanding features of the black-oxidized guide plates. Sold in sets of 8.



Part No.	Description	Type	Pushrod Size
COM4800-8	SB Chevy 265-400	Raised	5/16"
COM4808-8	SB Chevy 265-400	Flat	5/16"
COM4810-8	SB Chevy 265-400	Flat	3/8"

Adjustable Pushrod Guide Plates

Often required when cylinder heads have relocated intake ports, guide plates may be welded after final adjustments. Sold in sets of eight.



Part No.	Description	Type	Pushrod Size	Stud Dia.
COM4835-8	SB Chevy/SB Ford, 2-Pc.	Flat	5/16"	7/16"
COM4839-8	SB Chevy 265-400	Flat	3/8"	7/16"

Rocker Arm Studs

Choose from three series of rocker studs. High Energy and Magnum rocker studs work well with moderate valve lift and spring pressures. The Hi-Tech Race studs are ideal for high-RPM roller cam-equipped race cars. Sold in sets of 16.



Part No.	Description	Base Thread		Stud Size	Stud Length
		Size	Length		
COM4500-16	High Energy Studs	7/16"	.680"	3/8"	1.750"
COM4501-16	High Energy Studs	7/16"	.680"	7/16"	1.750"
COM4503-16	Magnum Studs	7/16"	.750"	7/16"	1.750"
COM4505-16	Hi-Tech Race Studs	7/16"	.680"	3/8"	1.750"

Rocker Arm Adjusting Nuts

Alloy nuts provide ultimate strength and locking force. Stud girdle poly locks are ground for minimum runout and tapered for extra strength in the locking area. Sold in sets of 16.



Part No.	Description	Stud Size
COM4508-16	Stud Girdle Adjusting Nuts	7/16"
COM4600-16	Hi-Tech Polylock for Aluminum/Stainless/Pro Magnum Rockers	7/16"
COM4601-16	Hi-Tech Polylock for Aluminum/Stainless/Pro Magnum Rockers	3/8"
COM4602-16	Magnum Polylock	3/8"
COM4603-16	Magnum Polylock	7/16"
COM4604-16	High Energy Polylock	3/8"

Valve Train Assembly Spray COM106

Lubricant clings to components to protect valve springs, rocker arms, and pushrods at initial start-up.



High Energy Die-Cast Aluminum Roller Rocker Arms

Affordable rocker arms have die-cast aluminum bodies. Needle-bearing fulcrums and roller bearings reduce friction and decrease oil temperature. Sold in sets of 16.



Part No.	Description	Rocker Stud	Rocker Ratio
COM17001-16	SB Chevy 265-400	3/8"	1.5
COM17002-16	SB Chevy 265-400	3/8"	1.6
COM17004-16	SB Chevy 265-400	7/16"	1.5
COM17005-16	SB Chevy 265-400	7/16"	1.6

Ultra-Gold Aluminum Roller Rocker Arms

CNC-machined aluminum roller rockers are rigid, provide sufficient clearance for 1.650" O.D. valve springs, and can withstand extremely high spring pressures and lifts. Sold in sets of 16.



Part No.	Description	Rocker Stud	Rocker Ratio
COM19001-16 ^A	SB Chevy 265-400	3/8"	1.5
COM19002-16 ^A	SB Chevy 265-400	3/8"	1.6
COM19004-16 ^{A,B}	SB Chevy 265-400	7/16"	1.5
COM19005-16 ^{A,B}	SB Chevy 265-400	7/16"	1.6
COM19043-16	SB Ford 289-351W	3/8"	1.6

A: Will not replace late model rail rocker.

B: Must use screw-in studs and guide plates.

Ultra Pro Magnum Roller Rocker Arms

Ultra Pro Magnum's rigid, web-like design reduces moment of inertia. Made of 8650 chrome moly and finished in black oxide, rocker arms have oversized trunnions, sorted needle bearings, and hardened roller tips. Sold in sets of 16.



Part No.	Description	Rocker Stud	Rocker Ratio
COM1601-16	SB Chevy 265-400	3/8"	1.52
COM1602-16	SB Chevy 265-400	3/8"	1.6
COM1604-16	SB Chevy 265-400	7/16"	1.52
COM1605-16	SB Chevy 265-400	7/16"	1.6

Ultra Pro Magnum XD Roller Rocker Arms

The next design in the evolution of steel stud mount rocker arms, Ultra Pro Magnum XD rockers offer increased strength and unsurpassed durability. Rocker arms are made of 8650 steel with super accurate ratios, billet pushrod seat inserts, precision-sorted needle bearings, and hardened roller tips. Covered by a lifetime guarantee against breakage. Sold in sets of 16.



Part No.	Description	Rocker Stud	Rocker Ratio
COM1801-16	SB Chevy 265-400	3/8"	1.5
COM1804-16	SB Chevy 265-400	7/16"	1.5
COM1805-16	SB Chevy 265-400	7/16"	1.6



Hi-Tech Endurance Valve Springs

The ultimate valve springs for oval track engines. Developed after hundreds of hours of dyno and track testing. Sold in sets of 16.

Part No.	Description	I.D.	Seat Load	Open Load	Coil Bind	Rate Lbs./In.	Titanium Retainer	Steel Retainer	Cup Seat	Shims
COM925-16	1.510" Dual Spring with Damper	.697"	111 @ 1.900"	388 @ 1.200"	1.175"	395	COM732/721	COM741	COM4700/4783/4771	COM4757
COM941-16	1.260" Single Spring with Damper	.871"	135 @ 1.750"	350 @ 1.250"	1.100"	443	COM728	COM750	N/A	COM4753
COM943-16	1.550" Inter-Fit Pacaloy	.812"	240 @ 1.900"	598 @ 1.250"	1.160"	551	COM731/720	N/A	COM4785/4777	COM4757
COM26055-16	1.585" Single Beehive	.731"	150 @ 1.925"	410 @ 1.275"	1.225"	400	COM785	N/A	COM4711	COM4757
COM26089-16	1.550" Dual Spring, Roller Applications	.812"	230 @ 2.000"	580 @ 1.300"	1.230"	500	COM731/720	N/A	COM4777/4700/4785	COM4757
COM26094-16	1.550" Dual Spring with Damper, Flat Tappet	.752"	174 @ 1.900"	452 @ 1.275"	1.200"	445	COM732/721	COM749	COM4772/4773/4700	COM4757
COM26099-16	1.625" Dual Spring, Roller Applications	.769"	245 @ 2.050"	693 @ 1.250"	1.184"	561	COM733	N/A	COM4774/4775/4702	COM4757
COM26115-16	1.549" Dual Spring, Roller Applications	.719"	228 @ 2.050"	636 @ 1.300"	1.192"	544	COM732	COM748	COM4700/4781/4782	COM4757



Dual-Valve Spring Assemblies

Comp Cams dual-valve spring assemblies derive maximum performance from aggressive camshaft profiles in high-RPM engines. Sold in sets of 16.

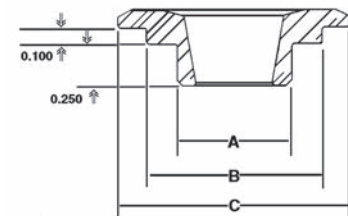
Part No.	Description	I.D.	Seat Load	Open Load	Coil Bind	Rate Lbs./In.	Titanium Retainer	Steel Retainer	Cup Seat	Shims
COM924-16	1.510" 2-Spring with Damper	.700"	112 @ 1.900"	355 @ 1.200"	1.200"	347	COM732/721	COM741	COM4700/COM4770	COM4757
COM929-16	1.540" 2-Spring Assembly	.755"	150 @ 1.880"	415 @ 1.280"	1.180"	442	COM732/721	COM741	COM4700/4772/4773	COM4757
COM950-16	1.470" 2-Spring Assembly	.720"	133 @ 1.900"	332 @ 1.300"	1.200"	333	COM730	COM740/743	COM4781/4782	COM4755
COM954-16	1.525" 2-Spring Assembly	.761"	210 @ 1.900"	523 @ 1.250"	1.178"	483	COM732/721	COM741	COM4700/4781/4782	COM4757
COM985-16	1.430" 2-Spring	.700"	165 @ 1.750"	346 @ 1.250"	1.150"	366	COM730	COM740	N/A	COM4754
COM986-16	1.430" 2-Spring	.697"	132 @ 1.750"	293 @ 1.250"	1.150"	322	COM730	COM740	N/A	COM4754
COM987-16	1.430" 2-Spring	.697"	121 @ 1.800"	343 @ 1.200"	1.150"	370	COM730	COM740	N/A	COM4754
COM999-16	1.550" H-11 Spring Assembly	.724"	196 @ 1.900"	671 @ 1.150"	1.090"	633	COM732/721	N/A	COM4700/4781/4782	COM4757

Steel Retainers

Comp Cams steel retainers can handle the higher pressures developed by large-diameter valve springs. Retainers are machined from 4140 chrome moly, finished in black oxide, and designed for positive location when combined with Comp Cams high-quality valve springs. For superior strength and stability, Comp Cams also offers 10° retainers and 10° valve locks. Sold in sets of 16.



Part No.	Description	Lock Angle	Valve Stem Size	Valve Spring Diameter	Dimensions		
					A	B	C
COM740-16	Super Lock Retainer	10°	All	1.437"-1.500"	.690"	1.060"	1.400"
COM741-16	Super Lock Retainer	10°	All	1.500"-1.550"	.690"	1.115"	1.500"
COM742-16	Chevy 283-400	7°	11/32"	1.250"	.650"	.870"	1.230"
COM747-16	Super Lock Retainer	10°	All	1.437"-1.500"	.690"	1.050"	1.400"
COM748-16	Super Lock Retainer	10°	All	1.500"-1.550"	.710"	1.095"	1.500"
COM749-16	Super Lock Retainer	10°	All	1.500"-1.550"	.745"	1.125"	1.500"
COM750-16	Super Lock Retainer	10°	All	1.250"	.735"	.870"	1.240"



Lightweight Tool Steel Retainers

Cost-effective retainers are approximately 1/3 the weight of chrome moly steel retainers and only 2-4 grams heavier than titanium units. FEA and CAD designed for the perfect balance of strength and weight, retainers are CNC-machined from exceptionally dense tool steel. Offered for 7° and 10° valve locks. Sold in sets of 16.

Part No.	Lock Angle	Valve Stem Size	Valve Spring Diameter	Dimensions		
				A	B	C
COM1730-16	10°	All	1.437"-1.500"	1.437"	1.065"	.700"
COM1731-16	10°	All	1.500"-1.550"	1.437"	1.100"	.800"
COM1732-16	10°	All	1.500"-1.550"	1.500"	1.110"	.710"
COM1750-16	10°	All	1.250"	1.240"	.870"	.735"
COM1754-16	7°	Stock	1.250"	1.235"	.860"	.610"
COM1756-16	10°	All	1.055"-1.290"	1.050"	.725"	N/A
COM1772-16	7°	Stock	1.055"-1.290"	1.030"	.640"	N/A
COM1779-16	7°	Stock	1.290"	1.172"	.910"	.646"
COM1787-16	7°	11/32"	1.055"	1.030"	.640"	—



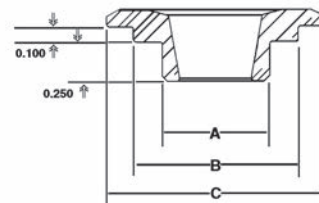


Titanium 10° Retainers

Titanium is stronger and lighter than steel and can stand up to high-pressure springs. American-made from the finest 6AL4V alloy for maximum stiffness and minimal warpage. See chart for dimensions. Sold in sets of 16.




Part No.	Description	Lock Angle	Valve Stem Size	Valve Spring Diameter	Dimensions		
					A	B	C
COM720-16	Double Lightweight Retainer	10°	All	1.500"-1.550"	.798"	1.198"	1.437"
COM729-16	Double Super Lock Retainer	10°	All	1.500"-1.550"	.730"	1.135"	1.500"
COM730-16	Double Super Lock Retainer	10°	All	1.437"-1.500"	.700"	1.065"	1.437"
COM731-16	Double Interference Super Lock Retainer	10°	All	1.500"-1.550"	.800"	1.100"	1.437"
COM732-16	Double Super Lock Retainer	10°	All	1.500"-1.550"	.710"	1.110"	1.500"
COM733-16	Double Super Lock Retainer	10°	All	1.625"	.765"	1.180"	1.500"
COM735-16	Triple Super Lock Retainer	10°	All	1.625"	.870"	1.180"	1.500"
COM738-16	Double Super Lock Retainer	10°	All	1.500"-1.550"	.730"	1.120"	1.500"



Valve Locks

7° locks are recommended for light valve spring loads. Valve locks are available in hardened or premium machined steel versions for wear resistance and offer the same accurate valve spring location as Super Locks with no need to change to 10° retainers. Sold in sets of 16 pairs (32 pieces).



Part No.	Description	Lock Angle	Valve Stem Size
COM600-16	Hardened Steel, Single Groove	7°	5/16"
COM601-16	Hardened Steel, Single Groove	7°	11/32"

Super Locks

Super Locks are machined with a 10° angle for better load distribution over the retainer to eliminate "pull through". Super Locks fit any Comp 10° retainer. Sold in sets of 16 pairs (32 pieces).



Part No.	Description	Lock Angle	Valve Stem Size
COM611-16	Lock with Lash Cap Recess	10°	11/32"
COM613-16	Lock without Lash Cap Recess	10°	11/32"
COM614-16	Lock +.050" Install Height without Lash Cap Recess	10°	11/32"
COM618-16	Lock with Lash Cap Recess	10°	.310"
COM630-16	Lock -.050" Install Height with Lash Cap Recess	10°	11/32"

Titanium Super Locks

Manufactured from lightweight, yet durable titanium. Locks include a 10° angle and fit any Comp 10° retainer. Sold in sets of 16 pair (32 pieces).



Part No.	Description	Lock Angle	Valve Stem Size
COM638-16	Lock with Lash Cap Recess	10°	11/32"

Stud Girdles

Stud girdles are made of rugged 6061-T6 aluminum, and tie the rocker studs together for alignment and durability. Sold in pairs. Complete with nuts.



Part No.	Description	Stud Size
COM4004	SB Chevy Spring-Loaded	7/16"
COM4007	SB Chevy Solid Bar	3/8"
COM4009	SB Chevy Solid Bar	7/16"

Valve Stem Oil Seals

Seals prevent oil from entering the combustion chamber. Use O-ring seal with standard retainer and oil splash shield. Use umbrella seals with larger-than-stock diameter springs, and positive-stop PTFE seals for double springs. PTFE seals require machining; others do not.



Part No.	Description	Guide Size	Valve Stem Size
COM500-16	Positive Stop PTFE	.530"	5/16"
COM501-16	O-Ring	Stock	11/32"
COM502-16	Umbrella	Stock	11/32"
COM503-16	Positive-Type PTFE	.530"	11/32"
COM506-16	Triple Spring Viton	.494"	11/32"
COM529-16	Metal Body Viton	.530"	11/32"

Valve Spring Shim Variety Packs

Part No.	Thickness	Quantity	O.D.
COM4753	.015", .030", .060"	16 Each Size	1.250"
COM4754	.015", .030", .060"	16 Each Size	1.437"
COM4755	.015", .030", .060"	16 Each Size	1.480"
COM4757	.015", .030", .060"	16 Each Size	1.500"
COM4756	.015", .030", .060"	16 Each Size	1.640"



Valve Spring Seat Cups and Locators

Comp Cams' spring seat cups and locators can withstand the extreme spring pressures and high RPM generated by modern race engines. Hardened alloy seats protect the head and shim. They also locate and hold the spring in place. Sold in sets of 16.



Part No.	Description	Thk.	I.D.	O.D.	Fits Spring O.D.	Fits Spring I.D.
COM4700-16	Spring Seat Cup	.060"	.640"	1.670"	1.565"	—
COM4702-16	Spring Seat Cup	.060"	.640"	1.730"	1.650"	—
COM4704-16	Spring Seat Cup	.060"	.640"	1.570"	1.475"	—
COM4708-16	Spring Seat Cup	.060"	.640"	1.780"	1.690"	—
COM4759-16	Spring Locator	.060"	.570"	1.550"	—	.810"
COM4770-16	Spring Locator	.060"	.585"	1.500"	—	.690"
COM4771-16	Spring Locator	.060"	.570"	1.550"	—	.690"
COM4772-16	Spring Locator	.060"	.570"	1.550"	—	.750"
COM4773-16	Spring Locator	.060"	.630"	1.550"	—	.750"
COM4774-16	Spring Locator	.060"	.570"	1.625"	—	.765"
COM4775-16	Spring Locator	.060"	.630"	1.625"	—	.765"
COM4776-16	Spring Locator	.060"	.570"	1.550"	—	.790"
COM4777-16	Spring Locator	.060"	.630"	1.550"	—	.790"
COM4778-16	Spring Locator	.060"	.570"	1.550"	—	.730"
COM4780-16	Spring Locator	.060"	.630"	1.550"	—	.730"
COM4781-16	Spring Locator	.060"	.570"	1.550"	—	.715"
COM4782-16	Spring Locator	.060"	.630"	1.550"	—	.715"
COM4783-16	Spring Locator	.060"	.630"	1.550"	—	.690"
COM4784-16	Spring Locator	.060"	.570"	1.550"	—	.735"
COM4785-16	Spring Locator	.060"	.570"	1.550"	—	.810"
COM4786-16	Spring Locator	.060"	.570"	1.635"	—	.870"




SB Chevy 3-Pc. Aluminum Timing Cover COM310

Unique, three-piece timing cover allows camshaft timing adjustments without having to remove the harmonic balancer or disturb the front oil pan seal. Lightweight timing cover is manufactured from rigid, billet aluminum and is sold complete with necessary hardware.



Double-Roller Timing Chain Sets

Comp offers a variety of true double-roller timing sets. Magnum sets are ideal for "claimer" or mild racing applications, while Hi-Tech sets are designed for serious racing. Each set features hardened iron camshaft gear, three keyway billet steel crank sprocket, and heat-treated True double-roller timing chain.



Part No.	Description
Magnum Timing Chain Sets	
COM2100	SB Chevy, 1955-91 Exc. OEM Roller Cam
Hi-Tech Timing Chain Sets	
COM3100	SB Chevy, 1955-91 Exc. OEM Roller Cam
COM7100 #	SB Chevy, Includes Billet Steel Cam Gear and Thrust Bearing
# Includes billet steel cam gear, thrust bearing, and 9 keyway crank sprocket.	

Cam Lock Plate COM4605

Cam lock plate holds the cam bolts firmly in place. Fits big and small block Chevs.



Thrust Buttons

Cam thrust buttons ride between the front of the timing gear and the back of the timing cover to hold the cam in its proper location. Available in solid nylon and roller thrust bearing versions.



Part No.	Description
COM200	Roller Button SBC 265-400, .795" Length
COM202	Nylon Thrust Button SBC 265-400, 90° V-6, .810" Length

SB Chevy 265-400 Wear Plate COM201

Prevents wear at the front of the block. Minor machining is required when used with a stock type timing set. .030" thick



Camshaft Degree Kit COM4796

Includes a 9" degree wheel, cam checking fixture, 0-1" travel dial indicator, VHS/DVD cam degree how-to video, degree wheel wire pointer, TDC piston stop, two lightweight checking springs, and an instruction booklet, everything needed to degree camshafts in most engines. Packed in a foam-lined case.



Part No.	Description
Replacement Parts And Accessories	
COM4790	Replacement 9" Dia. Degree Wheel
COM4791-1	Pro 16" Dia. Degree Wheel
COM4793	SB Chevy Crankshaft Socket
COM4795	Replacement 14mm TDC Stop
COM4798	Ford Crankshaft Socket

Degree Bushings

Bushings accurately position the camshaft and provide the easiest way to change the intake centerline of the cam. Five per package. Requires 13/32" drill bit for installation.



Part No.	Description
COM4760	Bushing Set (0°, 2°, 4°, 6°, 8°)
COM47602	Bushing, 2°, 5-Pack
COM47604	Bushing, 4°, 5-Pack

Carbon Ultra-Poly Composite Distributor Gears

Super-tough Carbon Ultra-Poly solves many of the wear issues associated with bronze gears in racing engines. Gears have undergone extensive on-track testing with positive results.



Part No.	Description
COM12140	Chevrolet V8, All with .500" Dia. Shaft
COM12200	Chevrolet V8, All with .491" Dia. Shaft

Bronze Distributor Gears

A necessity when using a roller camshaft. High-strength gears are made from Ampco-45 extruded aluminum bronze to resist wear.



Part No.	Description
COM410	SB and BB Chevy, .500" Dia.
COM412	SB and BB Chevy, .491" Dia.

Fuel Pump Push Rods

Available for use with cast or roller camshafts. Pushrods fit small and big block Chevy.



Part No.	Description
COM4607	Lightweight with Bronze Tip for Roller Cams
COM4616	Lightweight with Steel Tip for Cast Iron Cams

SB Chevy Roller Cam Bearing Kit COM350RCB-KIT

Steel-jacketed needle-roller bearings are encapsulated for easy installation in place of traditional cam bearings. Kit will decrease friction and increase oil control. Bearings fit all small block Chevy and small block 360 Chrysler with #1 through #5 camshaft journal diameters of 1.968".



Engine Break-In Oil

Lubricant provides engine protection during break-in. ZDDP (zinc and phosphorous), molybdenum and detergent additives protect and improve surface mating of rotating assembly, piston rings, camshaft, lifters, rocker arms, etc. One-quart bottles are available individually or in cases of 12.



Part No	Description
COM1590	Engine Break-In Oil, 1 Qt.
COM1590-12	Engine Break-In Oil, 1 Case (12 Qts.).

Engine Break-In Oil Additive COM159

Compatible with petroleum, blended, or synthetic motor oils. Protects during engine break-in and against premature camshaft, lifter, and valvetrain failure. 12-oz. bottle.



COOLSHIRT SYSTEMS

Cool Shirts

Compatible with all Cool Shirt systems, shirts are available in two styles; white cotton short-sleeved or black cotton short-sleeved. Up to 50 ft. of medical grade capillary tubing is securely stitched to the front and back of each shirt.



Size	Black Cotton Short Sleeved	White Cotton Short Sleeved
Small	CST1012-2022	—
Medium	CST1012-2032	CST1011-2032
Large	CST1012-2042	CST1011-2042
X-Large	CST1012-2052	CST1011-2052
XX-Large	CST1012-2062	CST1011-2062
XXX-Large	CST1012-2072	—

2Cool FR Shirt

Stay cool, comfortable, and focused. Long-sleeve, cooling undershirt is manufactured from fire-resistant, superior moisture-wicking material and uses patented, non-kink tubing to provide excellent driver cooling when used with any Cool Shirt Personal Cooling System. Shirts won't shrink, pick, or fade and are machine wash and dry. Meets stringent SFI 3.3 specifications. Offered in black only.



Size	Part No.
Medium	CST1024-2032
Large	CST1024-2042
X-Large	CST1024-2052

2Cool Shirt

The original Cool Shirt just got better due to improved material and tubing designs. The compression design and moisture-wicking fabric keeps the driver cool, increases circulation, stamina, and won't weigh him or her down, while the patented new tubing design increases cooling by 50%. Offered in black only. Personal cooling system must be purchased separately.



Size	Part No.
Large	CST1021-2042
X-Large	CST1021-2052
XX-Large	CST1021-2062

Hooded Cool Shirt

Hooded white short-sleeve shirt features over 50' of medical-grade capillary tubing that is securely stitched to the front and back of each shirt. Hooded shirt provides cooling to the upper body and head. White only. Personal cooling system must be purchased separately.



Size	Part No.
Medium	CST1013-2032
Large	CST1013-2042

Cool-A-Clava CST1504-0001

Innovative Cool-A-Clava is a helmet insert that plugs into any Cool Shirt ice-based or non-ice based system to deliver unsurpassed head cooling. Compatible with virtually any available helmet.



Cool Shirt Replacement/Accessory Components

Part No.	Description
CST4008-1100	Return and Supply Lines, Cooler Assembly To Cool Shirt
CST5003-0001	Maintenance Additive System Cleaner, 16 Oz. Bottle
CST5006-0001	Fitting Kit, Includes (4) Female and (4) Male Connectors, 5/16" Barb and (6) O-Rings
CST5006-0003	Drain Hose Kit
CST5013-0003	Air Hose, 1-1/2" ID x 8' Long
CST5013-0006	Blower Filter Housing, 4" ID x 3" I.D.
CST5013-0008	Blower Hose End Adapter Fitting, 4" x 1-1/2"
CST5013-0009	Hose End Fitting, 1-1/2" I.D. Cooler
CST5013-0011	Helmet 1-1/2" ID 45° Hose End Fitting
CST5014-0001	Safety Connector Kit, Converts Standard Cool Shirt Fittings to Quick Disconnect





Single-Layer Proban Driving Suits

Single-layer suits incorporate attractive European styling and a high-rise collar. Offered in one- or two-piece (jacket and pants) designs, suits feature straight legs with inside cuffs and inset pockets. Meet SFI 3.2A/1 specifications. Offered in red, blue, or black.

Size	Red	Blue	Black
One-Piece Driving Suits			
Small	—	—	CRW24004
Large	—	—	CRW24024
X-Large	—	—	CRW24034
XX-Large	—	—	CRW24044
Two-Piece Driving Suits			
Jacket			
Small	—	—	CRW25004
Medium	—	—	CRW25014
Large	CRW25022	—	CRW25024
X-Large	—	CRW25033	CRW25034
XX-Large	—	—	CRW25044
Pants			
Small	—	—	CRW26004
Medium	—	CRW26013	CRW26014
Large	—	CRW26023	CRW26024
X-Large	—	—	CRW26034
XX-Large	—	—	CRW26044



Multi-Layer Nomex

One-Piece Driving Suits CRW30024

One-piece, multi-layer driving suits combine comfort, safety and lightweight Nomex construction. European styled suits incorporate a box-quilted design with high-rise collar, straight leg cuffs and stirrups, back waist gussets, 180° shoulder gussets, and inset pockets. Suits have a 26TPP rating and meet SFI 3.2A/5 specifications. Offered in black and large only.



Junior Driving Suits

Single-layer Proban driving suits are specifically designed to meet the needs of Quarter Midget drivers. Suits incorporate European styling with straight legs and inside cuffs, high-rise collar, and inset pockets. Meet SFI 3.2A/1 specifications. Offered in one- or two-piece (jacket and pants) versions, suits are available in red, blue, or black.

Size	Red	Blue	Black
One-Piece Driving Suits			
Small	CRW24062	—	CRW24064
Medium	—	CRW24073	CRW24074
Large	CRW24082	—	CRW24084
Two-Piece Driving Suits			
Jacket			
Small	—	—	CRW25114
Medium	—	—	CRW25124
Large	—	—	CRW25134
Pants			
Small	—	—	CRW26114
Medium	—	—	CRW26124
Large	—	—	CRW26134



Double-Layer Proban Driving Suits

Attractive driving suits incorporate modern European styling and high-rise collar. Constructed using fire-resistant Proban with a box quilt design, suits include straight leg cuffs with stirrups, back waist gussets, 180° shoulder gussets, and inset pockets. Meet SFI 3.2A/5 specifications. Offered in one- or two-piece (jacket and pants) versions in blue or black.

Size	Blue	Black
One-Piece Driving Suits		
Medium	—	CRW27014
XX-Large	—	CRW27044
Two-Piece Driving Suits		
Jacket		
Large	CRW28023	CRW28024
X-Large	CRW28033	CRW28034
XX-Large	CRW28043	CRW28044
XXX-Large	—	CRW28054
Pants		
Medium	—	CRW29014
Large	—	CRW29024
X-Large	—	CRW29034
XX-Large	—	CRW29044



Nomex Underwear

Flame-retardant Nomex undergarments provide an extra layer of protection.



Description	Medium	Large	X-Large	XX-Large
Long Sleeve Shirt	—	CRW29102	CRW29103	CRW29104
Bottoms	—	CRW29106	CRW29107	—

Nomex Socks

Size
11.5-13.5
CRW29118



Nomex Head Sock CRW29100

Flame-retardant head sock with single eyeport. One size fits all.



Helmet Skirt

Part No.	Description
CRW20174	Black
CRW20173	Blue
CRW20172	Red
CRW20176	Black, Nomex, SFI 3.3/5 Approved



All-Star Driving Gloves

Lightweight and comfortable, All-Star driving gloves use pre-curved fingers with outside seams for increased comfort and dexterity. Performance leather grip points reinforce both the palms and fingers, while elastic wrist adds security. Offered in blue or black, gloves meet SFI 3.3/5 specifications.

Size	Black	Blue
Small	CRW11804	—
Medium	CRW11814	—
Large	CRW11824	CRW11823
X-Large	CRW11834	—



Standard Nomex Driving Gloves

Double-layer driving gloves are sewn with fire-resistant Nomex thread and include extra padding in the palm and knuckle areas. Meet SFI 3.2A/5 specifications. Offered in red, blue, or black.

Size	Black	Red	Blue
X-Small	CRW11694	—	—
Small	CRW11704	—	—
Medium	CRW11714	—	CRW11713
Large	CRW11724	CRW11722	CRW11723
X-Large	CRW11734	—	—



Mid-Top Suede Driving Shoes

New and improved Mid-top driving shoe includes additional heel support for improved comfort. Satin suede outer combines with flame-retardant interior for a superior quality driving shoe. Meet SFI 3.3A/5 specifications. Offered in red, blue, or black.



Size	Black	Red	Blue
4	CRW22400BK	—	—
5	CRW22500BK	—	—
6	CRW22600BK	—	—
7	CRW22700BK	—	—
7-1/2	CRW22750BK	—	—
9	CRW22900BK	—	—
9-1/2	CRW22950BK	—	—
10	CRW22100BK	—	—
10-1/2	CRW22105BK	—	CRW22105BL
11	CRW22110BK	CRW22110R	—
12	CRW22120BK	—	—
13	CRW22130BK	—	CRW22130BL

High-Top Suede Driving Shoes

High-top driving shoes feature attractive satin suede exterior combined with a flame-retardant interior. Meet SFI 3.3A/5 specifications. Offered in black only.



Size	Part No.
10	CRW21100BK
10-1/2	CRW21105BK
11	CRW21110BK
12	CRW21120BK

360° Neck Collars

Neck collars offer a full 360° of coverage, and are available in flame-retardant knitted material or Proban. Meet SFI 3.3 specifications. Offered in red, blue, or black.

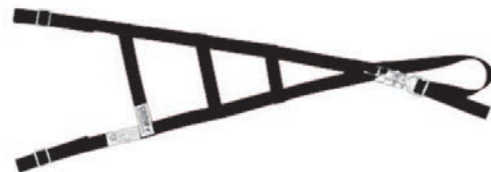


Description	Red	Blue	Black
Knitted Neck Collar	CRW20162	CRW20163	CRW20164
Proban Neck Collar	CRW20162A	CRW20163A	CRW20164A

Sprint Car Window Cage Net

CRW11614

This black triangular cage net is constructed with one-inch webbing and quick-release buckle. Meets SFI 37.1 specifications.



Gear Bag CRW20175

Constructed from 600 denier nylon, this 26" x 12" x 14" gear bag features detachable padded shoulder straps with quick-release buckles, zippered pockets on both ends, and grip handles with closures.



Jadon Rogers

Mike Reusche

5-Point Driver Restraints

Five-point driver restraints combine high-strength polyester webbing and heavy-duty steel hardware. Selected restraints are available with Blackbird black anodized hardware. Dog Bone harnesses include 3" to 2" shoulder belts to allow compatibility with head-and-neck restraint systems. Offered in red, blue, or black, restraints meet SFI 16.1 specifications.



Description	Red	Blue	Black
Standard Latch and Link			
50" Seat Belt, Ind. Harnesses, Wrap-Around, Pull-Down Adjust	CRW11012	—	CRW11014
50" Seat Belt, Ind. Harnesses, Bolt-In, Pull-Down Adjust	CRW11002	CRW11003	CRW11004
50" Seat Belt, Ind. Harnesses, Bolt-In, Pull-Down Adjust, Bk. Hardware	CRW11002B	CRW11003B	CRW11004B
50" Seat Belt, Ind. Harnesses, Bolt-In, Pull-Down Adjust, HANS	—	—	CRW11004-DB
50" Seat Belt, Ind. Harnesses, Wrap-Around, Left Side Adjust Only	—	—	CRW20054
50" Seat Belt, Ind. Harnesses, Wrap-Around, 3" Belts with HANS Shoulders	—	—	CRW40084PRB
Latch & Link with Built-In Latch Guard			
55" Seat Belt, Ind. Harnesses, Wrap-Around, Pull Down Adjust	—	—	CRW11074
55" Seat Belt, Ind. Harnesses, Bolt-In, Pull Down Adjust	CRW11062	CRW11063	CRW11064
55" Seat Belt, V-Type Harness, Bolt-In, Pull-Down Adjust	—	—	CRW11084A
Dog Bone Harness/Head and Neck Restraint Compatible			
50" Seat Belt, Ind. Harnesses, Wrap-Around/Bolt-In, Pull-Down Adjust	—	—	CRW11004-DB
50" Seat Belt, Ind. Harnesses, Bolt-In, Pull-Down Adjust	—	—	CRW11014-DB
55" Seat Belt, Ind. Harnesses, Bolt-In, Pull-Down Adjust	—	—	CRW11064-DB
55" Seat Belt, Ind. Harnesses, Wrap-Around, Pull-Down Adjust	—	—	CRW11074-DB
Ind. Harness, Wrap-Around, Duck Link on Left, Std. Link on Right	—	—	CRW11084-DB
Ratchet Restraints			
50" Seat Belt, Ind. Harnesses, Wrap-Around, Ratchet on Left	—	—	CRW40064
2" Std. Restraints, Ind. Harnesses, Bolt-In/Wrap-Around, Ratchet on Left	—	—	CRW11194A
50" Seat Belt, Ind. Harnesses, 3" Bolt-In/Wrap-Around, Ratchet on Left	—	—	CRW40074L
Quarter Midget Restraints			
2" Kam Lock Restraints, 40" Seat Belt, Ind. Harnesses, Bolt-In/Wrap-Around, Pull-Up Adjust	—	—	CRW11174A
2" Std. Restraints, 40" Seat Belt, Ind. Harnesses, Bolt-In/Wrap-Around, Pull-Up Adjust	—	—	CRW11184A

Sprint Car Engine Sling

CRW11645

Works well at the shop or in the race trailer. Holds up to 500 pounds. Hardware accepts 1/2" diameter bolts. Total length 25".



Sprint Car Drag Link Strap CRW11646



Black nylon strap with two metal buckles.

Arm Restraints

Part No.	Description
Y-Style	
CRW11574A	Black, 2"
Individual Style	
CRW11574	Black, 3"



Harness Pads

Available for 2" or 3" wide shoulder belts, harness pads provide added comfort when cinching down belts. Manufactured from flame-retardant material, pads attach with Velcro. Sold per pair. Black only.



Part No.	Description
CRW11564	3" Harness Pads
CRW11564A2	2" Harness Pads

Driver Restraint Accessories and Mounting Hardware



Part No.	Description
CRW11547	3-Bar Slide Adjuster, 3" Belts, Pair
CRW11548	Eye Bolt, Nut and Washer, 7/16"-20, Pair
CRW11549	Bolt-In Bracket, Pair
CRW11549A	Bolt-In Bracket, 7/16" Hole, Pair
CRW11549B	40° Bent Bolt-In Bracket, Pair
CRW11551	3-Bar Slide Adjuster, 2" Belts, Pair

Full Body Roller Lifters

Bearings and outer races are crowned to eliminate lobe tracking. "HIPPO" (High-Pressure Pin Oiler) lifters have a .024" orifice to direct oil to the needle bearings, improving durability. Not available in offset designs. Sets of 16.



Part No.	Description
SB Chevy	
CRO66200-16	262-400, .842" Dia.
CRO66200H-16	262-400, .842", "HIPPO"
CRO66200T-16	262-400, .842" Dia., .300" Higher Link Bar
CRO66200TH-16	262-400, .842" Dia., .300" Higher Link Bar, "HIPPO"

Severe-Duty Cutaway Roller Lifters

Ideal for high RPM and high cylinder pressure, lightweight lifters have billet alloy bodies, and heavy-duty blades which are raised for use with late model blocks. "HIPPO" (High-Pressure Pin Oiler) lifters have a .024" orifice to direct oil to the needle bearings, improving durability. Choose standard or offset designs. Sets of 16.



Part No.	Description
SB Chevy	
CRO66290-16	262-400, .842" Dia.
CRO66290H-16	262-400, .842" Dia., "HIPPO"
CRO66290X903H-16	262-400, .903" Dia., "HIPPO"
CRO66292-16	262-400, Offset Int., .842" Dia.
CRO66292H-16	262-400, Offset Int., .842" Dia., "HIPPO"
CRO66292X874-16	262-400, Offset Int., .874" Dia.
CRO66292X903-16	262-400, Offset Int., .903" Dia.
SB Ford	
CRO66215-16	221-351W
CRO66215H-16	221-351W, "HIPPO"

Endura Max Roller Lifters

The choice of serious racers, Endura Max roller lifters include a unique, needle-less roller bushing that allows increased load-carrying ability and improved durability. "HIPPO" (High-Pressure Pin Oiler) feature helps keep roller and shaft fully lubricated. Sold in sets of 16, lifters are offset .150" and include (8) centered, (4) lefts, and (4) rights.



Part No.	Description
CRO66292X842E-16	SB Chevy 262-400, .842" Dia.
CRO66292X903E-16	SB Chevy 262-400, .903" Dia.

Stainless Steel Rollerized Rocker Arms

Rockers are made of heat-treated 17-4PH stainless steel and fitted with oversized needle bearings, sure-lock rocker nuts, and ball race steel tip rollers. Lightweight, narrow-body rockers clear large-diameter valve springs or high-lift camshafts. Sold in sets of 16.



Part No.	Application	Ratio	Stud
CRO73601-16	SB Chevy 265-400	1.5	7/16"
CRO73641-16	SB Chevy 265-400	1.6	7/16"

Rocker Arm Accessories/Replacement Components

Part No.	Description
CRO86050S-16	Sure Lock 7/16"-20 Rocker Arm Nuts, 16 Pcs.
CRO88401-16	Rocker Arm Studs, Chevy/Ford, 7/16" x 2.650" O.A.L., 16 Pcs.

Valve Spring Set for GM "604" Crate Engine CRO68135-16

Valve springs are specifically engineered to directly replace the stock springs found in the GM "604" crate engine and offer increased performance and improved durability. Sold in sets of 16.



O.D.	I.D.	Free Length	Load @ Installed Height	Load @ Open Height	Coil Bind
1.355"	.905"	2.195"	110 lbs. @ 1.800"	343 lbs. @ 1.200"	1.155"



Sterling Cling

Mike Reusch



Multi US 7002 7-Amp Battery Charger CTE56-353

Recognized as the smallest 12-volt battery charger in the world, the CTEK Multi US 7002 is recommended by Optima for their Yellow Top battery. Unit uses a thorough 7-step maintenance and charging process. Special "recon" mode reconditions a drained battery after deep discharging, allowing the battery to recover better and last longer. Compatible with most lead-acid batteries including flooded, maintenance-free, gel, and AGM. Covered by a 5-year warranty, it includes lead and color-coded clamps.



Multi US 4.3-Amp Battery Charger CTE40-206

The perfect charger for applications with high demands. Fully automatic, 8-step charger delivers selectable 0.8 or 4.3-amps to 12-volt batteries from 1.2-110 Ah. Charger includes modes for restoring stratified and deeply discharged batteries, maintenance charging, optimized charging for cold winter days, and charging demanding AGM (Optima) batteries. Charger is spark-proof, short-proof, and reverse polarity-protected. May be connected for months at a time; plug it in and forget it. Covered by a 5-year warranty.



Comfort Indicator

The Comfort Indicator simplifies battery charging by indicating when battery status decreases or when the battery needs to be charged. Easy-to-use unit helps prolong battery life and prevent harmful stratification. Comfort Indicators are offered in three versions; eyelet, clamp-on, and panel styles. Panel-mount version is ideal for race cars, trailers, RV's, etc.



CTE56-380

Part No.	Description
CTE56-380	Comfort Indicator Panel, Permanent Mount
CTE56-382	Comfort Indicator Eyelet, Small Batteries Including Cycles, Etc.
CTE56-384	Comfort Indicator Clamp-On, Multi-Use



Cyclo manufactures a complete line of cleaners, chemicals, and lubricants for professionals and hobbyists.

Part No.	Description
CCLC1	Carb Clean, 13-oz. Spray Carb Cleaner
CCLC5	Carb Clean, 19-oz. Spray Carb Cleaner
CCLC10	Break-Away, Penetrates/Lubricates, 13-oz. Aerosol Can
CCLC30	Engine Clean, 16-oz. Aerosol Can
CCLC32	Brake and Parts Clean, Green Can, 18-oz. Aerosol Can
CCLC33V	Silicone Spray, 10-oz. Aerosol Can
CCLC34	White Grease, 11-oz. Aerosol Can
CCLC52	Radiator Stop Leak, 11-oz. Bottle
CCLC55	Brake Fluid, 12-oz. Bottle
CCLC56	Brake Fluid, 32-oz. Bottle
CCLC331	Glass Clean, 23-oz. Aerosol Can
CCLC400 *	Heavy-Duty Faster Super Penetrant, 11-oz. Aerosol Can

* This formula is flammable.



CCLC1



CCLC32

Class III Hitches

Class III hitches employ a standard, 2" receiver size for maximum towing safety. Versatile units allow towing a wide variety of trailers including motorsports, camping, hunting, fishing, and more. Please call for applications.

MV Round Bar Weight Distributing Hitch Kit

CUR17062


Kit helps provide a smooth, safe ride and level towing. Offering a towing capacity of 8,000-10,000 lbs. GTW and 800-1,000 lbs. of TW, hitch is sold complete with hitch bar, formed steel head, 2-5/16" trailer ball, round spring bars, sway control kit, adjustable shank and chain hookup brackets with lift handle. Fits any 2" receiver, providing compatibility with Class III, IV, or V trailer hitches.



TruTrack Trunnion Bar Weight Distribution Hitch Kit

CUR17500

TruTrack features a built-in sway control that levels the tow vehicle and trailer, while preventing trailer sway. Unit has a 8,000-10,000 lbs. GVW and 800-1,000 lbs. TW capacity and uses a spring and cam type system. Includes hitch bar, formed steel head, 2-5/16" trailer ball, trunnion spring bars, adjustable support brackets, hitch pin, and clip. Fits any 2" receiver, providing compatibility with Class III, IV or V trailer hitches.



Sway Control Kit CUR17200

Economical kit limits lateral trailer movement and prevents trailer sway. Includes sway control unit, trailer- and hitch-mounted attachment balls, weld-on tab, mount reinforcement plate and attachment clips.

Note: Weld-on tab is required for left-hand use or for applications not using a weight distribution hitch.



Adjustable Hitch Bars

Used to achieve the desired height for proper trailer stance.



Part No.	Description
CUR17120	2" Hitch Bar, 5-5/8" Drop/8-7/8" Rise, 15,000 lbs. GTW/1,500 lbs. TW
CUR17123	2" Hitch Bar, 7" Drop, 10-1/2" Rise, 15,000 lbs. GTW/1,500 lbs. TW
CUR45900	2" Channel Mount Hitch Bar, Dual Ball Shank, 2" @ 10,000 lbs., 2-5/16" @ 14,000 lbs.
CUR45902	2-1/2" Channel Mount Hitch Bar, Dual Ball Shank, 2" @ 10,000 lbs., 2-5/16" @ 20,000 lbs
CUR45949	2" Rebellion XD Adjustable Cushion Hitch Ball Mount, 15,000 lbs. GTW/1,500 lbs. TW



Receiver Accessories

Part No.	Description
CUR21500	5/8" Dia. Hitch Pin, Fits 2" Receivers
CUR21511	5/8" Dia. Hitch Pin, Rubber-Coated, Fits 2" Receivers
CUR21602	Hitch Pin Clips, 3-Pack, Fits 1/2" or 5/8" Dia. Hitch Pins
CUR22272	2" Rubber Hitch Tube Cove
CUR23021	5/8" Dia. Hitch Pin Lock, Chrome Deadbolt, Fits 2", 2-1/2" or 3" Receivers, Includes (2) Keys
CUR23518	5/8" Dia. Hitch Pin Lock, Black Barbell, Fits 2" Receivers, Includes (2) Keys
CUR40067	2-5/16" Trailer Ball, Chrome, 7,500 lbs.
CUR45032	2" Class III Ball Mount, 2" Drop, 7-1/2" Long, 7,500 lbs.
CUR45052	2" Class III Ball Mount, 4" Drop, 8-1/4" Long, 7,500 lbs.
CUR45405	2-1/2" to 2" Reducer Sleeve
CUR45820	2" Class III Ball Mount with Sway Tab Ball Mount, 2" Drop, 7,500 lbs.

Brake Controllers

Featuring fully adjustable power and ramp time, brake controllers deliver truly customized trailer braking. Units are compatible with low-volt, PWM, ABS, cruise control, and electric-over-hydraulic brake systems.



Part No.	Description
CUR51110	Venturer Brake Controller, 1-3 Axles, LED Display
CUR51120	Discovery Brake Controller, 1-4 Axles, Digital Display
CUR51140	Triflex Brake Controller, 1-4 Axles, Deluxe Digital Display
CUR51180	Echo Mobile Brake Controller, Wireless, Installs Between Vehicle/Trailer 7-Way Connector

Popular Towing/Electrical Components



Part No.	Description
CUR52011	Breakaway Switch, Connects Tow Vehicle to Trailer Breakaway Battery
CUR55415	Replacement OE 7-Way RV Blade Socket, Plugs into USCAR
CUR58141	7-Way RV Blade Connector Plug, Trailer Side, Black Plastic
CUR58151	7-Way RV Blade Connector Socket, Vehicle Side, Black Plastic



SB Chevy ASCS Lightweight "Little M Pro" Cast Iron Engine Block DRT3118111LT

Shipped Via Truck Freight

Lightweight, high-strength cast iron engine block, engineered specifically for ASCS 360 C.I. sprint applications, includes all of the features common to the "Little M Pro" series blocks with the addition of a custom lightening option, which significantly reduces block weight without sacrificing durability. Block has a 4.000" bore, billet steel four-bolt main caps, extra-thick cylinder walls and decks, enlarged lifter bosses, true priority main oiling, standard cam location, and 350 main bearing (2.450") sizing. Specially scalloped outer water jacket walls offer improved coolant flow, while blind-tapped head bolt holes eliminate leakage.



SB Chevy "Little M" 305 Cast Iron Engine Block DRT31161011

Designed as a Race Saver replacement for the Chevy 305 small block, the "Little M" 305 includes the same premium quality construction as all Dart race-series blocks. Premium cast iron block is manufactured with extra-thick deck, full water jacket construction, and four-bolt main caps. Block is fully compatible with traditional 305 engine components such as oil pans, rear main seals, timing chains, etc.



Shipped Via Truck Freight

SB Chevy SHP Pro Engine Blocks

The SHP Pro combines the affordability and benefits of the SHP with the added features of billet main caps, big block cam bore sizing and large, .904" diameter lifter bores. All-new precision-machined cast iron blocks include priority main bearing oiling, siamesed bores, extra-thick decks, and compatibility with most OEM components. Offered in 4.000" and 4.125" bore versions.



Shipped Via Truck Freight

Part No.	Deck Ht.	Cyl. Bore	Main Dia.	Main Caps
DRT31161112	9.025"	4.000"	2.450"	Billet Steel
DRT31161212	9.025"	4.125"	2.450"	Billet Steel

SB Chevy SHP Engine Blocks

"SHP" (Special High Performance) cast iron blocks are affordable, durable, and precisely machined. Capable of handling up to 600 horsepower, heavy-duty blocks have 5/8" thick decks, .230" minimum wall thickness cylinder walls, stock 9.025" deck height, ductile iron main caps, and full compatibility with most standard OEM components. Offered in 4.000" or 4.125" cylinder bore versions.



Shipped Via Truck Freight

Part No.	Description	Deck Ht.	Cyl. Bore	Main Dia.	Main Caps
DRT31161111	SB Chevy	9.025"	4.000"	2.450"	Ductile Iron
DRT31161211	SB Chevy	9.025"	4.125"	2.450"	Ductile Iron

Camshaft Bearings

Standard, performance-coated and roller cam bearings are for use with Dart engine blocks.

Part No.	Description
DRT32210010	SB Chevy "Iron Eagle", 2.120" O.D., Set
DRT32210020	SB Chevy "Little M", Set
DRT32210023	SB Chevy, SBC 1.868" Journal Sizing/2.020" (+.020") Bearings O.D., Coated, Sold Each
DRT32220042	Roller Cam Bearing, 55mm, Each
DRT32510000	SB Chevy Rear Cam Plug, 2.390" O.D., Each



SB Chevy "Little M" and "Little M Sportsman" Cast Iron Engine Blocks

An affordable alternative to searching for used small block Chevy four-bolt blocks. Block is an ideal base for a sound, powerful engine and is compatible with standard components. Block has billet steel or ductile iron four-bolt main caps, extra-thick cylinder walls, standard cam location, extra-thick decks, and 350 or 400 main sizing.



Shipped Via Truck Freight

Part No.	Description	Deck Ht.	Cyl. Bore	Main Dia.	Main Caps
DRT31181111	"Little M"	9.025"	4.000"	2.45"	Steel
DRT31181211	"Little M"	9.025"	4.125"	2.45"	Steel
DRT31182211	"Little M"	9.025"	4.125"	2.65"	Steel
DRT31191111	"Little M Sportsman"	9.025"	4.000"	2.45"	Ductile
DRT31191211	"Little M Sportsman"	9.025"	4.125"	2.45"	Ductile
DRT31192211	"Little M Sportsman"	9.025"	4.125"	2.65"	Ductile

Threaded Freeze Plug DRT32310000

Designed for use in Dart blocks. Sold each.



SB Chevy Cast Aluminum Valve Covers DRT68000015

Sold per pair.



Engine Storage Bag DRTBAG-ENGINE

Extra-large, 37-1/2" x 57-1/2" storage bag can cover a complete engine including headers, providing protection from dirt and moisture. Made from heavyweight, 4-mil clear poly plastic.



Engine Assembly Lube DRT70000009

Specially formulated, semi-synthetic lubricant incorporates zinc, moly, and other high-pressure additives for maximum engine protection during initial start-up and engine break-in. Assembly lube also helps eliminate dry starts, while preventing seizing, galling, and scuffing. Fully compatible with all brands of motor oils. Sold in a 8-oz. bottle.



Araldite Rapid Epoxy DRT70000003

Two-part epoxy cures in minutes. 30ml tubes.



Extreme Pressure Lube DRTLUBE **NEW!**

This CMD extreme pressure tube can withstand high temperatures and pressures of up to 50,000 psi. It is used as an assembly lubricant and it produces more accurate torque readings and higher clamping loads.





Iron Eagle Cylinder Heads For SB Chevy

Increase the performance of any small block Chevy. Offered with 180cc, 200cc, 215cc, 227cc, or 230cc intake runners. High-velocity 180cc heads deliver instant throttle response, while the large-port 230cc heads meet the needs of large-displacement, high-RPM engines. Multi-angle intake seats and hardened, radiused exhaust seats promote exceptional air flow without any additional porting. Bare heads feature bronze valve guides and a performance valve job. Heads are sold individually, bare or completely assembled. CNC-ported versions are also available.

Part No.	Description	Intake Runner	Comb. Chamber	Plug Type	Intake Valve	Exhaust Valve	Valve Spring Dia./Type
DRT10110010F	Bare Casting	180cc	49cc	Angle	2.02"	1.60"	N/A
DRT10310010P	Bare Casting	180cc	64cc	Angle	2.02"	1.60"	N/A
DRT10310010PF	Bare Casting	200cc	49cc	Angle	2.02"	1.60"	N/A
DRT10510020P	Bare Casting	215cc	64cc	Angle	2.05"	1.60"	N/A
DRT10510020PF	Bare Casting	215cc	49cc	Angle	2.05"	1.60"	N/A
DRT10511123P	Assembled	215cc	64cc	Angle	2.05"	1.60"	1.550"/Solid/Roller
DRT10710040P	Bare Casting	230cc	64cc	Angle	2.08"	1.60"	N/A
DRT10710040PF	Bare Casting	230cc	49cc	Angle	2.08"	1.60"	N/A
CNC-Ported							
DRT10970040	Bare Casting	227cc	72cc	Angle	2.08"	1.60"	N/A
DRT10971143	Assembled	227cc	72cc	Angle	2.08"	1.60"	1.550"/Solid/Roller



DRT10110010F



DRT10971143

Pro 1 Cylinder Heads For SB Chevy

Affordable aluminum cylinder heads with advanced airflow technology offer outstanding air flow with no additional port work. Choose from Pro 1 200cc, 215cc, or 230cc intake runners, or CNC-ported, 227cc intake runner cylinder heads. Bare casting has a multi-angle performance valve job and bronze valve guides. Valve train components for bare heads may be added by purchasing the corresponding parts kit. Head is sold individually, bare or completely assembled.

Part No.	Description	Intake Runner	Comb. Chamber	Plug Type	Intake Valve	Exhaust Valve	Valve Spring Dia./Type
DRT11310010P	Bare Casting	200cc	64cc	Angle	2.02"	1.60"	N/A
DRT11510020P	Bare Casting	215cc	64cc	Angle	2.05"	1.60"	N/A
DRT11511123P	Assembled	215cc	64cc	Angle	2.05"	1.60"	1.550"/Solid/Roller
DRT11710040P	Bare Casting	230cc	64cc	Angle	2.08"	1.60"	N/A
DRT11711143P	Assembled	230cc	64cc	Angle	2.08"	1.60"	1.550"/Solid/Roller
CNC-Ported							
DRT11970040P	Bare Casting	227cc	64cc	Angle	2.08"	1.60"	N/A
DRT11971143P	Assembled	227cc	64cc	Angle	2.08"	1.60"	1.550"/Solid/Roller



DRT11310010P



DRT11971143P

Small Block Chevy Parts Kits

Dart parts kits include valves, springs, steel retainers, locks, guide plates, studs, and seals. Sold as one kit per cylinder head.

Part No.	Description	Valve and Spring Size	Seat Pressure	Coil Bind
DRT28223000	Parts Kit - (1) Head	2.05"/1.60", 1.550 Dual	215 lbs @ 1.900"	1.200"
DRT28423000	Parts Kit - (1) Head	2.08"/1.60", 1.550 Dual	215 lbs @ 1.900"	1.200"



Replacement Components

Part No.	Description
DRT21312050	SBC Intake Valve, 2.055"
DRT21391600	SBC Exhaust Valve, 1.600", 11/32", 4.940" OAL
DRT32731030H	4-Bolt Interior Main Cap, SB Chevy "Little M", 2.45" Bearing Dia.
DRT63121102	Manganese Bronze Valve Guide, 5/16" Dia. x 2.100" x .502", Intake
DRT63121212	Valve Guide, 11/32" Dia. x 2.000"
DRTVS2010	Valve Seat



DRT32731030H



DRT21312050



DRTVS2010



Exhaust Wrap

Wrapping the exhaust on a race car adds horsepower and reduces unwanted heat in the engine and driver's compartments. It also protects wiring and hoses from premature failure. Choose from tan, black titanium, or black glass.

Description	1" x 15'	1" x 50'	2" x 15'	2" x 25'	2" x 50'	2" x 100'
Tan	DSN010105	DSN010101	DSN010106	—	DSN010102	—
Titanium	DSN010128	DSN010126	DSN010129	DSN010131	DSN010127	DSN010130
Black Titanium	—	—	DSN010005	DSN010004	DSN010003	DSN010002
Black Glass	DSN010120	DSN010107	DSN010121	—	DSN010108	DSN010116



Locking Ties

DEI stainless steel locking ties can be used anywhere there is extreme heat, vibration, or a need for extra strength. Locking ties are fireproof, with a melting temperature of 2500°F (1371°C).



Part No.	Description
DSN010201	8" Stainless Locking Ties, 8-Pk.
DSN010202	14" Stainless Locking Ties, 4-Pk.
DSN010220	Locking Tie Tool, Eases Installation

HT Silicone Coating

Coating can be used directly on surfaces or in combination with other products such as exhaust wrap. When applied to exhaust manifolds, pipes, or mufflers, coating helps maintain the integrity of the surface.



Part No.	Description
DSN010301	Black HT Silicone Coating
DSN010302	Aluminum HT Silicone Coating

Protect-A-Boot and Wire Kits **NEW!**

Kits combine the benefits of Protect-A-Boot, Protect-A-Wire, and Hi-Temp Shrink Tubes for the ultimate in spark plug wire protection. Boots and sleeving are constructed from high-temperature-resistant glass fiber material. Offered in titanium only.



Part No.	Description
DSN010705	8-Cylinder Kit, Includes 25' Line Sleeving, (25) Shrink Tubes and (8) Protect-A-Boots

Titanium Pipe Shield

[DSN010450](#)

Can withstand temperatures of up to 1,350°F, titanium pipe shield can be used to help prevent heat from penetrating the floorboard or provide protection to hoses, lines, or electrical wiring. Shield is 6"W x 12"L and installs easily with included rivet-based pipe standoff brackets and stainless clamps.



Protect-A-Boot

Protects straight or 90° spark plug boots and wires from extreme radiant heat created by headers or exhaust manifolds, eliminating misfire and possible engine damage. Protect-A-Boot is also offered in extended, 8" length, while Protect-A-Boot Sleeve includes a larger I.D. to allow installation without spark plug boot removal. Choose from silver, black, red, blue, or titanium.

Silver	Color	Description
6" Long		
DSN010501	Silver	Pair
DSN010511	Black	Pair
DSN010502	Silver	Set of 8
DSN010512	Black	Set of 8
DSN010522	Red	Set of 8
DSN010532	Blue	Set of 8
DSN010542	Titanium	Set of 8
7" Long		
DSN010510	Silver	Pair
DSN010509	Silver	4-Pack
DSN010518	Silver	8-Pack
8" Long		
DSN010543	Titanium	Pair
DSN010540	Titanium	6-Pack
DSN010544	Titanium	Set of 8
Sleeves		
DSN010551	Silver	Pair
DSN010552	Silver	Set of 8



Heat Shroud [DSN010405](#)

High-temp fiberglass fabric is bonded to an aluminized material that reflects up to 90% of radiant heat and up to 500°F of continuous heat. Hook-and-loop closure allows wrapping around hoses, cables, etc. Heat Shroud is 1" dia. x 3' long.



Titanium Protect-A-Sleeve

[DSN010475](#)

High-temperature, 1/2" I.D. x 4' long Titanium Protect-A-Sleeve protects wires, lines, and cables from up to 1,800°F of direct heat and up to 2,500°F of radiant heat. Sleeve fits most spark plug wires, providing protection from exhaust headers.



Versa-Shield [DSN010402](#)

Versa-Shield universal heat shield protects starters, carbs, fuel pumps, and electrical components from heat. Versa-Shield is 7" x 24".





Fire Wrap 3000

Fire-resistant Fire Wrap 3000 withstands repeated exposure of up to 3,000°F and up to 500°F of direct, continuous heat. Inner sleeve is made of glass fiber and the outer sleeve is heavily coated with a compound of silicone rubber and iron oxide. Hook-and-loop Velcro closure eases installation and removal. Sold in 2' lengths.



Part No.	Description
DSN010477	Fire Wrap 3000, 5/8" I.D. x 2' Long
DSN010478	Fire Wrap 3000, 1" I.D. x 2' Long
DSN010479	Fire Wrap 3000, 1-1/2" I.D. x 2' Long

4-/6-Cylinder Speed Sleeve Kit DSN010114 **NEW!**

An alternative to completely wrapping headers, Speed Sleeves are ideal for spot protection from heat-generating header pipes and manifolds. Designed exclusively for 4- and 6-cylinder applications, easily installed kit includes 12' x 8" wide exhaust wrap, lock fasteners, and locking ties.



Fire Sleeve and Tape Kit

Woven fiberglass braided sleeve is coated with iron oxide silicone rubber that can withstand up to 500°F of continuous and 2,000°F of intermittent heat for protection of wires, lines, and hoses. Kits include a 3' length of sleeve and a 1" wide x 16" length of self-bonding, self-curing fire tape.



Description	3' Long Kit	25' Long Kit
	Part No.	Part No.
Fire Sleeve and Tape Kit, 3/8" I.D.	DSN010470	DSN010470B25
Fire Sleeve and Tape Kit, 5/8" I.D.	DSN010472	DSN010472B25
Fire Sleeve and Tape Kit, 1" I.D.	DSN010474	DSN010474B25
Fire Tape, 1" Wide	DSN010476	—
Fire Sleeve and Tape Kit, 1-5/8" I.D. NEW!	DSN111001	—

Heat Screen

Aluminized radiant screen is capable of withstanding heat up to 2,000°F. Screen can be applied with a high-temperature glue or fastened with screws or rivets.



Part No.	Description
DSN010401	36" x 40"
DSN010399	36" x 20" NEW!

Heat Screen GOLD **NEW!**

A reflective heat barrier that can protect and keep components cool. Ideal for air intakes, firewalls, or floor pans, heat-treated glass fiber base material is bonded to a metalized polyimide laminate resulting in a product that can reflect direct heat up to 800°F. Just .031" thick, Heat Screen GOLD may be affixed with fasteners or DEI Hi-Temp Adhesive.



Part No.	Description
DSN010913	36" x 40"
DSN010919	24" x 24"

High-Temp Shrink Tubes

Flame-retardant tubing easily fits over the end of connectors and shrinks down to 33% of its original diameter. Fits snugly to provide a waterproof, dust-proof seal. Ideal for electrical wiring, cables, etc.

Part No.	Description
DSN010832	9mm x 4' Long
DSN010833	12mm x 4' Long
DSN010834	8mm x 4' Long



Air Intake Cover Kit DSN010486

This 13" x 28" Gold Cool Cover is designed to keep air intake tubes cool and protected. Manufactured to fit 3"-4" diameter tubes, the hook-and-loop closure material makes installation simple and quick. Easy to cut and trim to size.



Gold Heat Shroud DSN010458

Constructed from high-temperature glass fiber base material and "Reflect-a-Gold" outer facing, this heat shroud will withstand 800°F direct continuous heat. Designed to fit 1/2" to 1-1/4" diameter wires or hoses. The hook-and-loop fastening material allows installation without removing the wire or cable and the 36" long sleeve is easily cut to fit.



Heat Sheath Gold™

These heat sleeves can withstand up to 800°F direct heat, giving protection from heat, chemicals, oil, and grease. Metalized polyimide laminate bonded to a 20-oz. heat-treated glass base material keeps components cool. Available in five different diameters, the 36" lengths are easily trimmed.



Part No.	Description
DSN010914	3/4" Diameter x 36" Long
DSN010915	1-1/4" Diameter x 36" Long
DSN010916	1/2" Diameter x 36" Long
DSN010917	1" Diameter x 36" Long
DSN010918	2-1/4" Diameter x 36" Long

GM LS Engine Coil Pack Heat Shield DSN011001

These semi-rigid shields are made from double-sided aluminum and high-temperature foam core. Made to work with both factory and after-market coils and brackets. Easily installed under the coil brackets, reducing engine and exhaust heat to the coils. Sold in pairs.



Flexible Heat Shield **NEW!**

Flexible Heat Shield is designed to provide spot heat protection from hot exhaust, preventing heat transfer to nearby components or into the driver's compartment. Offered in Titanium (bronze with brushed trim), ONYX (black with brushed trim), and ONYX Double Black, each shield includes a metal trim ring and is sold complete with stainless steel mounting hardware, which fits pipes up to 3-1/2".



Part No.	Description
DSN010900	ONYX Heat Shield, 3-1/2" x 6-1/2"
DSN010901	Titanium Heat Shield, 3-1/2" x 6-1/2"
DSN010902	ONYX Heat Shield, 4" x 8"
DSN010903	Titanium Heat Shield, 4" x 8"
DSN010926	ONYX Double Black Heat Shield, 3-1/2" x 6-1/2"
DSN010927	ONYX Double Black Heat Shield, 4" x 8"

Easy Loom™ Master Kit DSN010663

Everything needed to protect and restore factory or aftermarket wire harnesses. Easy Loom™ sleeves are split for easy installation without having to remove wires or cables. Kit includes five different Easy Loom™ sleeves from 3/16" to 1" diameter, shrink tube ends, silicone tape, lock ties, and electrical tape.





Sprint Car Thermal Cover DSN010225 **NEW!**

Warm your engine up faster and keep heat in while waiting for the next heat race. The DEI Thermal cover for Sprint cars is made to take the heat and last. Design with tough PVC coated Polyester fabric with glass mat insulation and Fiberglass lined wings it's both rugged and light weight. The fiberglass lined wings will not melt when touching the hot exhaust and built in snaps hold the wings in the up position to allow servicing on the engine.



Vapor Block™ Fuel Line Sleeve

Sleeving designed to prevent fuel line vapor lock. The split design sleeving with adhesive flap is made from glass fiber and polyester laminated to an aluminum outer layer.

Part No.	Description
DSN010669	5/8" I.D. x 36" Long
DSN010671	3/8" I.D. x 36" Long
DSN010672	1" I.D. x 36" Long NEW!



Titanium™ Exhaust Wrap

This exhaust wrap is made from pulverized lava rock, stranded into a fiber material and woven into a proprietary weave. Extremely pliable, the premium wrap will withstand 1,800°F direct and 2,500°F intermittent heat. The high-tech carbon fiber-look material resist abrasions, oil spills, temperature fluctuations, and vibration breakdown.



Part No.	Description
DSN010125	2" x 33 ft.
DSN010133	1" x 100 ft.
DSN010134	4" x 100 ft.
DSN010135	6" x 100 ft.

Titanium™ Protect-A-Sleeve

These high-temperature-rated sleeves provide superior thermal protection for street vehicles or race engines, protecting fuel, oil lines, spark plug, and electrical wires from up to 1,800°F direct heat and 2,500°F radiant. The 1/2" I.D. sleeves will fit many of today's larger diameter spark plug wires.



Part No.	Description
DSN010482	2" x 3 ft.
DSN010483	1" x 4 ft.

Titanium Protect-A-Wire™ Sleeve Kit

DSN010603

Protects spark plug wire sets from potential burning, cracking, and hardening typically caused by severe under-hood heat. Easily installs on wire by removing distributor boot and sliding Protect-A-Wire™ over spark plug wire. Developed with Titanium LR fiber technology and able to withstand up to 1,800°F direct heat and 2500°F radiant heat. This eight-cylinder kit contains 25' heat sleeve, sixteen numbered heat shrink tubes, and eight additional heat shrink tubes.



Cool-Tape DSN010408

Cool-Tape protects wiring, cables, and hoses from up to 2,000°F of radiant heat. Aluminized, 1-mil thick material is bonded to fiberglass and includes a self-adhesive backing for quick, easy application. Sold in 1-1/2" wide x 15' long roll.



Black Titanium™ Exhaust Wrap

Manufactured with LR Technology, this exhaust wrap is manufactured from pulverized lava rock, stranded into a fiber material, then woven into a proprietary weave. Designed to be pliable and resistant to chemical oil spills and vibration breakdown, it secures tightly without pre-wetting and is able to withstand direct heat up to 1,800°F and intermittent heat up to 2,500°F.



Part No.	Description
DSN010005	2" x 15'
DSN010004	2" x 25'
DSN010003	2" x 50'
DSN010002	2" x 100'

Oil Filter Heat Shield **NEW!**

Universal fit oil filter heat shield effectively blocks radiant heat, reducing oil temperatures and increasing engine durability. Peel-and-stick installation heat shields are sold in packs of three.



Part No.	Description
DSN010740	3.5" x 4.5" x 4", 3-Pack
DSN010741	2.5" x 3.5" x 3", 3-Pack

Black Floor and Tunnel Shield **NEW!**

Shield protects the driver's compartment from heat transfer and also offers an attractive black finish. Manufactured using an embossed 10-mil aluminum face bonded to an 1/8" composite glass/fiber core, shield includes a super strong, pressure-sensitive backing. Offers direct heat resistance up to 1750°F. Simply shape and trim as desired, peel and stick into place.



Part No.	Description
DSN050549	42" x 48"
DSN050552	21" x 48"

EXO Series Wrap

The EXO Series exhaust wrap is 1.5" wide, making it easy to install on any type of header, exhaust pipe, or exhaust system. Perfect for high-impact spot protection. Available in black only.



Part No.	Description
DSN010077	1.5" x 10'
DSN010078	1.5" x 20'
DSN010058	1.5" x 30'

EXO Series Protect-A-Boots

DSN010086

EXO Series spark plug boots combine an outer exoskeleton stainless mesh with an inner dual-layer silica boot to deliver extreme temperature protection to spark plug boots and wires. Sold as 8-Pack.



EXO Sleeve™ Abrasion Resistant Sleeving

DSN010872

The EXO Sleeve™ is constructed from high-temperature-resistant, branded glass material that is woven into a sleeve and heavily coated with 100% silicone rubber. A 304 stainless mesh exoskeleton surrounds the sleeve, providing an extra layer of protection from harsh, abrasive conditions. These sleeves will withstand direct, continuous heat up to 500°F and 2,000°F of intermittent heat.



Description
3/8" I.D. x 3' Long



Cool Tape Heat Reflective Tape DSN010468

Cool Tape™ is a flexible, super strong, self-adhesive, thermal insulating tape capable of protecting against up to 2,000°F of radiant heat and 400°F direct heat. Constructed of one-mil aluminized material bonded to a woven glass fiber heat-resistant matting. Cool Tape™ is an ultra-lightweight, heat-reflective solution for wrapping wires, cables, hoses, fuel lines, and covering seams. Sold in 2" wide x 30' long roll.



Heat Shield™

Able to withstand direct heat temperatures of up to 500°F, this glass fiber fabric with aluminum outer facing is manufactured with hook-and-loop closure along the open edges. This design allows installation without removing one end of the wire or cable. Fits hoses, wires, or cables from 1/2" to 2-1/2" in diameter and is easily trimmed to length.



Part No.	Description
DSN010457	2-1/2" x 3'
DSN010487	3/4" x 3'

Form-A-Barrier DSN011002 **NEW!**

Lightweight, formable rigid shield protects components such as fuel filters or ignition components that are close to exhaust components. Shield is 12" x 12" x 3/16" thick, and offers thermal protection to 1,300°F and can be secured with fasteners.



Go-Kart Racer Heat Reflective Arm Sleeve DSN010867

Designed to keep engine and exhaust heat away from racer's right arm. Heat-resistant thermal sleeve will reduce heat transfer and improve driver comfort. Large size only.



Oil Rug **NEW!**

Ideal for shops, car haulers, etc., Oil Rug has the ability to catch, absorb, and contain oil spills. Absorbent rugs protect floors and work areas from gasoline, oils, and glycols, while easing clean-up. Rugs feature an absorbent felt face, hydrophobic material center and a barrier layer backing to contain fluids. Offered in three sizes.



Part No.	Description
DSN010750	12" x 18"
DSN010751	18" x 24"
DSN010752	29" x 48"

Torch Cable Covers **NEW!**

Lightweight, flexible covering provides superior abrasion and chemical resistance to welding cables. Self-closing, split sleeve cover is easily installed and withstands temperatures up to 347°F with a 500°F melting point. Meets SAE ARP 1536 A and ISO 6722 Abrasion and SAE J 369 Flammability ratings. The 3/4" I.D. and 33% overlap fits most cables.



Part No.	Description
DSN010664	3/4" I.D. x 11' Long
DSN010665	3/4" I.D. x 22' Long

Tig Chill DSN040209 **NEW!**

TIG welder performance coolant additive is specially formulated to improve cooling system effectiveness, maximizing the thermal transfer ability of coolant/water mixture or plain water. Safe for all systems and all types of coolants. Sold in a 4-oz. bottle.



Cylinder Sleeves



Part No.	Application	Rough Bore	O.D.	Length	Wall Thickness	Flange Thickness	Flange Diameter
Chevrolet							
DAR100-3135	Small Block Chevy Replacement Sleeve	3.970"	4.254"	6.000"	0.142"	.200"	4.500"
DAR100-9003	Donovan SBC Block	4.110"	4.273"	5.575"	0.081"	.190"	4.371"
DAR100-9003-TD	Donovan SBC 4.110" Bore	4.110"	4.273"	6.075"	0.081"	.190"	4.371"
DAR32110211	Dart SBC Aluminum Block	4.115"	4.300"	5.625"	0.090"	.200"	4.390"
Brodix/Rodeck Engine Block Sleeves							
DAR100-1010	Small Block Chevy Style	3.990"	4.300"	5.535"	0.155"	.188"	4.481"
DAR100-1010-A	Small Block Chevy Style	3.990"	4.272"	5.535"	0.141"	.188"	4.481"
DAR100-1011-.02	Small Block Chevy Style	4.110"	4.292"	5.535"	0.091"	.188"	4.481"
DAR100-1011-A	Small Block Chevy Style	4.110"	4.272"	5.535"	0.081"	.188"	4.481"
DAR100-1011	Small Block Chevy Style	4.110"	4.300"	5.535"	0.095"	.188"	4.481"
Repair Sleeve							
DARRS4.0625-3-32	Repair Sleeve 4.056" Bore x 4.250" OD	4.056"	4.250"	6.750"	0.097"	—	—
DARRS4.125-1-8	Stock Block Repair Sleeve	4.119"	4.375"	7.750"	0.128"	—	—
DARRS4.250-1-8	Stock Block Repair Sleeve	4.244"	4.500"	7.760"	0.128"	—	—
DARRS4.500-1-8	Stock Block Repair Sleeve	4.494"	4.750"	8.000"	0.128"	—	—
DARRS4.0625-3-32	Stock Block Repair Sleeve	4.056"	4.250"	7.750"	0.128"	—	—



THE LEADER IN PERFORMANCE COOLING

Electric Fans



Part No.	Fan Size	CFM	Amp Draw	Dimensions			
				A	B	C	D
DER16105	5"	315	3.6	5-5/8"	6-1/4"	1-1/4"	2-1/4"
DER16618	8"	500	4.8	8-1/4"	8"	1-3/8"	1-3/8"
DER16620	10"	650	5.3	11-1/4"	10-5/8"	1-1/2"	2-1/2"
DER16622	12"	880	8.8	12-1/2"	11-1/2"	1-1/2"	2-1/2"

Electric Fan Controllers



Single Stage
Offered in two turn-on temps, turn-off temp. preset at 15°F below turn-on.



High-Amp Controllers
Offered with single or dual relays for high-amp electric fan operation. Includes A/C override.



Adjustable
A single-relay design that switches the ground side of the circuit. Includes A/C override.



PWM Controller
Pulse Width Modulation controls fan(s) speed to maintain desired engine temp. Includes A/C override.

Part No.	Description	Act. Temp.	Probe	Max Capacity
DER16730	Single Stage	180°F	1/8" & 3/8" NPT	15 Amps
DER16731	Single Stage	190°F	1/8" & 3/8" NPT	15 Amps
DER16749	Adjustable	150-240°F	3/8" NPT	25 Amps
DER16779	Hi-Amp Single	150-240°F	3/8" NPT	35 Amps
DER16789	Hi-Amp Dual	150-240°F	3/8" NPT	70 Amps
DER16795	PWM	Variable	Push-in	65 Amps



Titanium Valves

Light, strong, and reliable, Del West valves are manufactured using military spec. titanium for weight savings of approximately 40% over steel alloys. Radius-style lock grooves reduce valve stem and tip stress, and require radius-style valve locks. Sold in sets of eight.



11/32" Titanium Valves

Part No.	Description	Type	Head Dia.	Overall Length
DELEV1600-2T-CRST-8	+.200" Long	Exhaust	1.600"	5.140"
DELEV1625-6T25-CRST-8	+.600" Long	Exhaust	1.625"	5.540"
DELEV1625-6T-CRST-8	+.600" Long/25° Seat	Exhaust	1.625"	5.540"
DELIV2080-1T-CRST-8	+.100" Long	Intake	2.080"	5.040"
DELIV2080-2T-CRST-8	+.200" Long	Intake	2.080"	5.140"
DELIV2100-2T-CRST-8	+.200" Long	Intake	2.100"	5.140"
DELIV2180-6T-CRST-8	+.600" Long	Intake	2.180"	5.540"

Super 7° Titanium "Non-Shoulder" Valve Locks


Lightweight, non-shoulder type 7° titanium locks are among the finest and most reliable. 100% CNC-machined locks will save 3-4 grams and assure a superior valve stem fit. Sold in sets of 16 pairs.



Part No.	Stem Diameter	Installed Height	Style
DEL689-C-16	11/32"	-.050"	Radius
DEL690-C-16	11/32"	Standard	Radius
DEL693-C-16	5/16"	Standard	Radius

Super 7° Standard and "LTW" Titanium Retainers

Retainers are CNC-machined from billet titanium, heat treated for maximum strength, and offered in standard or "LTW" lightweight designs. "LTW" retainers have a compound radius, created by removing material from the inner body, to minimize weight without compromising strength. Sold in sets of 16.



Super 7° Titanium "Shoulder" Valve Locks

Lightweight locks are machined from high-quality titanium. Sold in sets of 16 pairs.

Part No.	Stem Diameter	Installed Height	Style
DEL790-C-16	11/32"	Standard	Radius
DEL791-C-16	11/32"	+.050"	Radius
DEL792-C-16	5/16"	-.050"	Radius
DEL793-C-16	5/16"	Standard	Radius
DEL794-C-16	5/16"	+.050"	Radius



Part No.	Valve Spring	Dimensions			
		A	B	C	D
"LTW" Retainers					
DEL510-LTW-16	Double	1.450"	1.120"	.730"	—
DEL515-LTW-16	Double	1.450"	1.140"	.745"	—
Standard Retainers					
DEL515-16	Double	1.500"	1.140"	.745"	—
DEL530B-16	Double	1.495"	1.155"	.835"	—
DEL550B-16	Double	1.500"	1.180"	.775"	—

Braided EFI Fuel Hose

DeatschWerks CPE, black nylon braided rubber fuel lines are cord-reinforced for high pressure and lined for compatibility with ethanol-based fuels up to E85. PTFE fuel lines have increased fuel compatibility for methanol and E100. In addition, this option allows tighter radius turns and zero fuel vapor permeability.



Part No.	Description	Size	Length
CPE Hoses			
DWK6-02-0816-3	Black Nylon Hose	-8AN	3'
DWK6-02-0816-10	Black Nylon Hose	-8AN	10'
DWK6-02-0816-20	Black Nylon Hose	-8AN	20'
PTFE Hoses			
DWK6-02-0864-3	Black Nylon Hose	-6AN	3'
DWK6-02-0864-10	Black Nylon Hose	-6AN	10'
DWK6-02-0864-20	Black Nylon Hose	-6AN	20'
DWK6-02-0865-3	Black Nylon Hose	-8AN	3'
DWK6-02-0865-10	Black Nylon Hose	-8AN	10'
DWK6-02-0865-20	Black Nylon Hose	-8AN	20'
DWK6-02-0866-3	Black Nylon Hose	-10AN	3'
DWK6-02-0866-10	Black Nylon Hose	-10AN	10'
DWK6-02-0866-20	Black Nylon Hose	-10AN	20'

Fuel Fittings

Titanium anodized aluminum.

Part No.	Hose Type	Size
Straight Female Swivel		
DWK6-02-0801	CPE	-6AN
DWK6-02-0850	PTFE	-6AN
DWK6-02-0805	CPE	-8AN
DWK6-02-0854	PTFE	-8AN
DWK6-02-0809	CPE	-10AN
DWK6-02-0858	PTFE	-10AN
45° Female Swivel		
DWK6-02-0802	CPE	-6AN
DWK6-02-0851	PTFE	-6AN
DWK6-02-0806	CPE	-8AN
DWK6-02-0855	PTFE	-8AN
DWK6-02-0810	CPE	-10AN
DWK6-02-0859	PTFE	-10AN
90° Female Swivel		
DWK6-02-0803	CPE	-6AN
DWK6-02-0852	PTFE	-6AN
DWK6-02-0807	CPE	-8AN
DWK6-02-0856	PTFE	-8AN
DWK6-02-0811	CPE	-10AN
DWK6-02-0860	PTFE	-10AN
180° Female Swivel		
DWK6-02-0804	CPE	-6AN
DWK6-02-0853	PTFE	-6AN
DWK6-02-0808	CPE	-8AN
DWK6-02-0857	PTFE	-8AN



Adapters

Titanium anodized aluminum.

Part No.	AN Size	AN Size
AN Male to AN Male Coupler		
DWK6-02-0202	-6	-6
DWK6-02-0203	-8	-6
DWK6-02-0204	-8	-8
DWK6-02-0205	-10	-6
AN ORB to AN Male		
DWK6-02-0206	-10	-8
ORB to AN Male		
DWK6-02-0401	-8	-6
DWK6-02-0402	-8	-8
ORB to AN Flare		
DWK6-02-0404	-6	-6
DWK6-02-0405	-6	-8
DWK6-02-0406	-10	-8

Part No.	AN Size	Barb Size
AN ORB Male to Barb		
DWK6-02-0502*	-6	5/16"
DWK6-02-0503†	-6	1/2"
DWK6-02-0504†	-6	3/8"
DWK6-02-0505†	-6	5/16"
DWK6-02-0508†	-8	1/2"
DWK6-02-0509†	-8	3/8"
DWK6-02-0510†	-8	5/16"
90° Bulkhead to Barb		
DWK6-02-0712	-6	5/16"
DWK6-02-0713	-8	5/16"

* Triple barb. † Single barb.

Part No.	Size
Y-Block	
DWK6-02-0701	-6AN
DWK6-02-0706	-8AN
DWK6-02-0707	-10AN
Bulkhead - Straight	
DWK6-02-0708	-6AN
DWK6-02-0709	-8AN
Bulkhead - 90°	
DWK6-02-0710	-6AN
DWK6-02-0711	-8AN
Female Flare Caps - Hex Head	
DWK6-02-0714	-6AN
DWK6-02-0715	-8AN
DWK6-02-0716	-10AN
Plugs - Low Profile	
DWK6-02-0717	-6AN
DWK6-02-0718	-8AN
DWK6-02-0719	-10AN
Male Tee Adapters	
DWK6-02-0721	-6AN
DWK6-02-0722	-8AN





Mud Covers **NEW!**

Durable plastic mud covers are interchangeable between a beadlock or non-beadlock wheel. Simply keep an extra cover as a spare and use it on either wheel if needed. Made in the USA, the covers fit most popular wheels including Aero, Bart, Bassett, Keizer, MRW, Real, and Weld. Choose from the updated design of Gen II covers, or select slotted covers for improved brake cooling. An expander ring, sold separately, is required for cover mounting on non-beadlock wheels. Covers are sold each.



Gen II Mud Covers



Slotted Mud Covers

Color	
Gen II	
Black	DDR10010-2
Dark Blue	DDR10020-2
Light Blue	DDR10040-2
Neon Green	DDR10050-2
Neon Orange	DDR10060-2
Neon Pink	DDR10070-2
Neon Yellow	DDR10080-2
Neon Red	DDR10081-2
Orange	DDR10090-2
Pink	DDR10100-2
Purple	DDR10110-2
Red	DDR10120-2
White	DDR10130-2
Yellow	DDR10140-2
Grey	DDR10150-2
Slotted	
Black	DDR10160
Dark Blue	DDR10170
Light Blue	DDR10180
Neon Green	DDR10260
Neon Orange	DDR10280
Neon Pink	DDR10250
Neon Yellow	DDR10270
Neon Red	DDR10281
Orange	DDR10230
Purple	DDR10200
Red	DDR10190
White	DDR10240
Yellow	DDR10210

Expander Ring Kit **DDR20020**

The expander ring will fit wheels up to 15" in diameter. Ring is powder coated brilliant white for a professional appearance, providing better visibility in the event that it winds up on the track. Sold complete with (3) quick fastener buttons, (3) springs, and (3) nylon washers.



Part No.

Description

Replacement Components	
DDR20010	Quick Fastener Button, Each
DDR20030	Spring Kit, 3 Pcs.
DDR20040	Nylon Washer, Each

Aluminum Body Washers **NEW!**

Large O.D., precision CNC-machined aluminum body washers help ease and strengthen fender and body panel mounting. Offered in a variety of popular anodized finishes, washers are sold in packs of 20 or 50.



Color	20-Pack	50-Pack
Black	DDR3001	DDR3002
Purple	DDR3003	DDR3004
Silver	DDR3005	DDR3006
Blue	DDR3007	DDR3008
Red	DDR3009	DDR3010



Bill Balog

JB Art & Image



Sprint Car Components

Front Axle DMISRC-1910

Manufactured from 2-1/2" O.D. laser-cut 4130 steel, lightweight front axle is heli-arc welded and powder coated black for durability. Fits Maxim, Eagle, or Triple X.

Forged Aluminum Front Hubs

Hubs are sold in pairs, with bearings, races, dust caps, and hardware. Threaded dust caps tighten with DMISRC-1998 wrench to prevent loss or leakage.



Part No.	Description
DMISRC-1964LW	Tetris Front Hubs, Use with DMISRC-2000 Spindles
DMISRC-1964LW	Tetris Front Hubs, Use with DMISRC-2000 Spindles
DMISRC-1964LW	Black Widow Front Hubs, Use with DMISRC-2000 Spindles
DMISRC-1995B	Dust Cover, Black

Forged Aluminum Front Spindles

Lightweight 2024-T3 aluminum spindles can be ordered with step or straight snout. Spindles are now forged for maximum strength and the snouts are Rockwell tested for proper hardness. Locknut kit included.



Part No.	Description
DMISRC-2000	Spindle with Straight Steel Snout
DMISRC-2000B	Spindle with Straight Steel Snout, Black
DMISRC-2020	Spindle with Straight Titanium Snout
DMISRC-2020B	Spindle with Straight Titanium Snout, Black

Replacement Components



Part No.	Description
DMISRC-1997S	
DMISRC-1998	
DMISRC-1993	
DMISRC-1984X	Angular Contact Ball Bearing for Front Hub (Sold Each)
DMISRC-1988	Replacement Hub Seal for Gold and Black Hubs
DMISRC-1990	Bearing Kit with Seal and Race for Straight Snout Spindles, 1 Side Only
DMISRC-1993	Front Rotor Bolt Kit
DMISRC-1997S	Spindle Lock Nut Kit, Steel
DMISRC-1998	Spindle Nut Wrench

King Pins and Related Components

Part No.	Description
DMISRC-2003	King Pin Bearing And Race Kit
DMISRC-2045B	King Pin Cap, Short, Black
DMISRC-2055	King Pin Cap, Long
DMISRC-2039	Steel King Pin, .859" Dia.
DMISRC-2059	Titanium King Pin, .859" Dia.



Brake Line Rock Guards

Part No.	Description
DMISRC-2820	Aluminum
DMISRC-2820B	Black



T-Rex Torsion Bars

The T-Rex Torsion Restraint System is designed to prevent arms or stops from being pulled off the bar. It is the safest system available and is approved by the World of Outlaws. T-Rex caps sold separately.



Part No.	Description
DMISRC-0975-30	30" Long, .975" Rate
DMISRC-1000-30	30" Long, 1.000" Rate
DMISRC-1015-30	30" Long, 1.015" Rate
DMISRC-1025-30	30" Long, 1.025" Rate
DMISRC-1050-30	30" Long, 1.050" Rate
DMISRC-1500	T-Rex Locking End Cap, Each
DMILRC-1500	T-Rex Torsion Stop Retainer, 7/8" Bar NEW!



Front Torsion Arms

Made of 2024-T3 aluminum for maximum durability.



Part No.	Description
DMISRC-2115	Aluminum Left Front Torsion Arm, "S" Bend
DMISRC-2115B	Aluminum Left Front Torsion Arm, "S" Bend, Black
DMISRC-2120	Aluminum Front Torsion Arm, Long
DMISRC-2120B	Aluminum Front Torsion Arm, Long, Black
DMISRC-2125	Aluminum Right Front Torsion Arm, 10° Broach
DMISRC-2125B	Aluminum Right Front Torsion Arm, 10° Broach, Black
DMISRC-2130	Aluminum Front Torsion Arm, Short
DMISRC-2130B	Aluminum Front Torsion Arm, Short, Black

Rear Torsion Arms

Made of 2024-T3 aluminum for maximum durability.



Part No.	Description
DMISRC-2687	Lightweight Right Rear Torsion Arm, Eagle or Maxim Chassis
DMISRC-2687B	Lightweight Right Rear Torsion Arm, Eagle or Maxim Chassis, Black
DMISRC-2689	Lightweight Left Rear Torsion Arm, Eagle or Maxim Chassis
DMISRC-2689B	Lightweight Left Rear Torsion Arm, Eagle or Maxim Chassis, Black

Torsion Stops

Torsion stops are available in aluminum, steel, or super-lightweight, durable 6AL-4V titanium.



Part No.	Description
DMISRC-2140	Aluminum Torsion Stop, 1-3/4" Split
DMISRC-2140B	Aluminum Torsion Stop, 1-3/4" Split, Black
DMISRC-2160	Steel Torsion Stop, 1-3/4" Split
DMISRC-2180	Titanium Torsion Stop, 1-3/4" Split

Torsion Bushings

Part No.	Description
Bronze Torsion Bushings	
DMISRC-2210	.095" Tubes
DMISRC-2211	.120" Tubes
Plastic Torsion Bushings	
DMISRC-2220	.095" Tubes
DMISRC-2221	.120" Tubes





Sprint Car Components (Cont.)

Steering Arms and Pitman Arms

Made of quality 2024 aluminum.



Part No.	Description
DMISRC-2085	Combo Steering Arm, 5.5" x 1" Forward
DMISRC-2085B	Combo Steering Arm, 5.5" x 1" Forward, Black
DMISRC-2091	Maxim Style Combo
DMISRC-2091B	Maxim Style Combo, Black
DMISRC-2100	Single Steering Arm, Use with DMISRC-2080 and DMISRC-2085
DMISRC-2100B	Single Steering Arm, Use with DMISRC-2080 and DMISRC-2085 , Black
DMISRC-2101B	Maxim Style Steering Arm, Black
DMISRC-2260	Long Lightweight Pitman Arm, Angle Broached
DMISRC-2260B	Long Lightweight Pitman Arm, Angle Broached, Black

Brake Rotors

These exceptionally lightweight rotors do not compromise braking performance.



Part No.	Description
DMISRC-0811	Inboard Brake Rotor, Lightened, 12" Dia., .810" Thick
DMISRC-1993	Front Rotor Bolt Kit
DMISRC-2700	Front 3-Lug Brake Rotor, Aluminum Drilled, 10-1/8" Dia.
DMISRC-2701	Splined Adaptor for Three Pin RR Rotor
DMISRC-2704	Front 3-Lug Brake Rotor, Steel Drilled, 10-1/4" Dia.
DMISRC-2705	Front 3-Lug Brake Rotor, Steel Drilled, 10-3/4" Dia.
DMISRC-2710	Front 3-Lug Brake Rotor, Alum. Drilled, 10-7/8" Dia.
DMISRC-2931	Inboard Brake Spacer

Caliper Brackets

Left front brackets include fasteners.

Part No.	Description
DMISRC-2800	For 10-1/8" Dia. Rotor
DMISRC-2800B	For 10-1/8" Dia. Rotor, Black
DMISRC-2810	For 10-7/8" Dia. Rotor
DMISRC-2810B	For 10-7/8" Dia. Rotor, Black



Splined Inboard Rotor Mounts

Billet aluminum rotor mounts.



Part No.	Description
DMISRC-2930	One-Piece Floater Style
DMISRC-2932	Clamp Style, Hard Anodized
DMISRC-2934	Tri-Lock Inboard Brake Clamp

Gladiator U-Joint Assemblies

DMI's assemblies are among the strongest available, using a large Gladiator U-joint cross which never needs grease. Available with full aircraft-quality billet 7075-T6 aluminum or steel assembly with aluminum yoke.

DMISRC-2355



Part No.	Description
DMISRC-2355	Aluminum U-Joint Assy., Chevy/Chrysler
DMISRC-2355-32	Aluminum U-Joint Assy., with Gladiator Cross, 32 Spline
DMISRC-2336	Gladiator U-Joint Cross Only
DMISRC-2357	Steel/Aluminum U-Joint Assy., Chevy/Chrysler
DMISRC-2353	U-Joint Bolts
DMISRC-2355	2K11 U-Joint Assy. HD, Aluminum with Gladiator Cross
DMISRC-2357	2K11 U-Joint Assy. HD, Aluminum/Steel with Gladiator Cross

DMISRC-2309

Torque Ball Housings and Collars



Part No.	Description
DMISRC-2305	Steel Housing And Collar
DMISRC-2308	New Style Housing and Collar with Insert
DMISRC-2309	Aluminum Hard Anodized Insert for DMISRC-2308
DMISRC-2311	U-Joint Spring Only

Torque Balls

Aluminum torque ball is hardcoated and then PTFE-coated for a "no bind" feel.

Part Number	Description
DMISRC-2370	Heavy Duty Aluminum
DMISRC-2370XL	Aluminum - Extra Long
DMISRC-2380	Lightweight Aluminum



DMISRC-2380

DMISRC-2387B

Torque Tubes

2024-T3 aluminum tubes are first hardcoated and then PTFE-coated for a smooth, "no bind" feel. Magnesium bases are powder coated for corrosion resistance.



DMISRC-2393

Part No.	Description
DMIRRC-2006	Torque Tube Stud Kit
DMISRC-2387B	Big Unit XL Torque Tube, 28", Black
DMISRC-2393	Torque Tube with Lightweight Magnesium Base, 28"
DMISRC-2393B	Torque Tube with Lightweight Magnesium Base, 28", Black
DMISRC-2394	Torque Tube with Lightweight Magnesium Base, 32"

Chrome Moly and Aluminum Driveshafts

DMI offers precision manufactured driveshafts in durable 4340 chrome moly steel or lightweight aluminum. Offered in standard or big tube designs, driveshafts are engineered to eliminate "whip" and the associated vibration.



DMISRC-2445-29

DMISRC-2430



Part Number

Description

Chrome Moly Steel and Aluminum Driveshafts	
DMISRC-2481	26-1/2" Swivel Driveshaft
DMISRC-2442-29	29" Swivel Driveshaft WP with Ball
DMISRC-2442-29-32	29" Swivel Driveshaft WP with Ball, 32-Spline
DMISRC-2430	30" Standard Driveshaft
DMISRC-2430A	30" Aluminum Driveshaft, 10-16-Spline
DMISRC-2430-32	30" Driveshaft, 32-Spline
DMISRC-2431-32	31" Driveshaft, 32-Spline
DMISRC-2440	32" Standard Driveshaft

Big Tube Driveshafts

DMISRC-2445-29	28-3/4" Big Tube Driveshaft, Internal Coupler, XR1 & XR2
----------------	--



Sprint Car Components (Cont.)

Jacobs Ladder DMISRC-2505

Steel Jacobs Ladder, 13-5/8" in length, includes straps.



Birdcages for Wings and Non Wings

Small, one-piece, 7075-T6 aluminum birdcages have double bearings and don't require bolt-on brackets or spacers. Sold in pairs. Include brackets for left- or right-side brakes. Available in silver and black.



Part No.	Description
DMISRC-2570	Birdcage Set for Non-Wing Dual Pick Up
DMISRC-2570B	Birdcage Set for Non-Wing Dual Pick Up, Black
DMISRC-2575	Small Double Bearing, Silver
DMISRC-2575B	Small Double Bearing, Black

Replacement Components

DMISRC-2553	6014 Birdcage Bearing
DMISRC-2578	5914 Birdcage Bearing (32mm)
DMISRC-2580	Ti22, Wide to Standard Axle Spacer
DMISRC-2581	Birdcage Caliper Mount
DMISRC-2598	Right Birdcage Spacer
DMISRC-2599	Left Birdcage Spacer, Spline Saver

Spacer Kit and Axle Nuts

DMI engineered the original ten-piece Spacer Kit.

Part No.	Description
DMISRC-2590	Aluminum Spacer Kit, 10 Pcs.
DMISRC-2590B	Aluminum Spacer Kit, 10 Pcs., Black
DMISRC-2594	2" Magnesium Axle Spacer
DMISRC-2598	Right Birdcage Spacer
DMISRC-2599	Left Birdcage Spacer, Spline Saver
DMISRC-2600	Magnesium Spacer Kit, 10 Pcs.
DMISRC-2601	Birdcage Spacer, Driver Side
DMISRC-2610	Rear Aluminum Axle Nut, All Axles, RH Threads
DMISRC-2610B	Rear Aluminum Axle Nut, All Axles, RH Threads, Black
DMISRC-2620	Rear Aluminum Axle Nut, All Axles, LH Threads
DMISRC-2620B	Rear Aluminum Axle Nut, All Axles, LH Threads, Black
DMISRC-2650	Rear Axle Nut Magnesium, All Axles, RH Thread
DMISRC-2660	Rear Axle Nut Magnesium, All Axles, LH Thread



Rear Axle Nut Wrench

DMISRC-2607

Complete with lightweight axle adapter.



Engine Rotator Tool - Sprint

DMISRC-3000



Aluminum Rear-Splined Black Widow Wheel Center

DMISRC-1979A

Forged aluminum rear wheel center will fit Weld or Sander wheels. Centers have a durable powder-coated finish to protect against corrosion.



Jam Nuts for 3/4" Wrench

Jam nuts are designed for use with 5/8" rod ends and accept a 3/4" wrench.



Part No.	Description
DMIJAM10	5/8" Steel RH
DMIJAM10L	5/8" Steel LH

Motor Plates

DMI's aluminum motor plates have been machined to keep weight at a minimum. Fits Maxim and Eagle chassis.



Part No.	Description	DMISRC-2840
DMISRC-2830	Aluminum Front Motor Plate, Drilled for Dry Sump Tank Mounting	
DMISRC-2840	Aluminum Rear Motor Plate, Lightened	

Wing Components



Part No.	Description	DMISRC-2922
DMISRC-2900	13" Straight Front Wing Post	
DMISRC-2910	12-1/2" Bent Front Wing Post	
DMISRC-2915	7-1/2" To 11-1/2" Front Wing Straps (Pair), Bolt Style	
DMISRC-2920	Wing Valve	
DMISRC-2921	10" Wing Cylinder with Heim Joint	
DMISRC-2922	12" Wing Cylinder with Heim Joint	

StratoShifter Assembly

Shifter keeps your car locked in gear and keeps the tension off all rear internals. Assembly includes cable, quick disconnect, and hardware.



Part No.	Description
DMISRC-2400	StratoShifter Assembly, Red
DMISRC-2400BK	StratoShifter Assembly, Black
Replacement Components	
DMISRC-2405	Shifter Cable
DMISRC-2406	Quick Disconnect

Plastic Shock Cover DMISRC-2940

Snap-on shock cover protects shock from rocks and mud.





Sprint Car Components (Cont.)

Bulldog Rear Ends XR-2

The Bulldog XR-2 is the rear end for the 21st century. The XR-2 saves 6-1/2 lbs. over the XR-1 while incorporating 95% of the same components. The XR-2 utilizes the same dependable ring-and-pinion as the XR-1. A mix of space-age design and old-fashioned common sense make Bulldog XR-2 the premier rear for sprint car racing.



Part No.	Description
DMIXR2-4.12-1A	XR-2 Sprint Rear End, 4.11 Ring and Pinion, with Thermal Coat

XR3 Sprint Car Rear End DMIXR3-4.12-1A

Utilizes an 8" 4.12 ring-and-pinion that saves more than 2.5 lbs over a conventional 10" gear. The rear is a direct replacement, utilizing standard 10-spline gears commonly used in full-size rears along with conventional length driveline components. The rear offers an additional 2" of fuel cell clearance and 1.75" of seat clearance. The ring-and-pinion has been used successfully in applications up to 800 horsepower on both dirt and pavement.



Replacement Covers

Part No.	Description
DMIRRC-1373	Vault Lock Rear Cover with Bearings
DMIRRC-1375A	Vault Lock Seal
DMIRRC-1386B	Billet Rear Cover with Bearings



DMIRRC-1373

Bulldog Blood Gear Oil

Fully synthetic high-performance 75W90 gear oil is a proprietary formula that includes extreme-pressure additives which prevent excessive wear. Special additives are incorporated to dramatically increase gear life, while the non-foaming formula lowers operating temperatures. Sold in one-quart and one-gallon containers.

Part No.	Description
DMIBULLDOGQT	75W90 Gear Oil, 1 Quart
DMIBULLDOG1	75W90 Gear Oil, 1 Gallon



Replacement Lower Shaft Parts



Part No.	Description
DMIRRC-1461	Swivel Housing
DMIRRC-1466	Snap Ring for Housing
DMIRRC-1471	Lower Shaft Seal for Swivel Coupler
DMIRRC-1472	Front Bearing Snap Ring

Bulldog Rear End Replacement Components



Part No.	Description
DMIRRC-1034	Breather Assembly
DMIRRC-1105	Side Bell O-Ring
DMIRRC-1200	Aluminum Live Axle, 2.0" I.D. with Spool
DMIRRC-1217	Axle Seal
DMIRRC-1330	Two-Bolt Locking Tab
DMIRRC-1306	Posi-Lock and Bearing Kit
DMIRRC-1361	Cover Nut, Black
DMIRRC-1361G	Cover Nut, Gold
DMIRRC-1400	Internal 10-10 Coupler
DMIRRC-1400-32	Internal Coupler, 32-Spline
DMIRRC-1410	10-10 Front Bearing
DMIRRC-1415	Internal 10-10 Seal
DMIRRC-2004	Complete Swivel Coupler Assembly



Brady Bacon

JB Art & Image



Midget Components

Midget Spindles

Part No.	Description
DMIMRC-2000	Aluminum
DMIMRC-2000B	Black



Midget King Pin DMIMRC-2039

Designed for use with DMI front spindles, this short steel king pin measures 4.595" long x 0.812" O.D., with 5/8"-18 threads.



Midget King Pin Cap DMISRC-2045B

These king pin caps come in a short style, black anodized aluminum construction. They are for standard size king pins with an outer diameter of .859".



Midget Torque Ball DMIMRC-2380

Natural finished aluminum torque ball.



Midget Torque Tube DMIMRC-2390

Drivelines are built using the same high-quality materials as our sprint driveline components. DMI recommends using a steel U-joint yoke on a midget.



Midget Steering Arms

Part No.	Description
DMIMRC-2080B	Combo Steering Arm
DMIMRC-2100B	Single Steering Arm



600 Mini Sprint Components

600 Mini Sprint components, a new line for DMI, incorporate the same innovations as DMI sprint race components. Included in this line are Goldstar and Black Widow rear wheel centers, front spindles, king pins, and king pin clips.

Mini Sprint Torsion Bars **NEW!**



Rate	Part No.
26" Long	
600	DMILRC-600-26
625	DMILRC-625-26
650	DMILRC-650-26
675	DMILRC-675-26
700	DMILRC-700-26
712	DMILRC-712-26
725	DMILRC-725-26
737	DMILRC-737-26
750	DMILRC-750-26
775	DMILRC-775-26
800	DMILRC-800-26

52" Axle Shaft for Micro Sprints DMILRC-1252



Black finished Micro Sprint rear axle shaft features a 18-1/2" driver side and a 17-1/2" passenger side length, with a total overall length of 52". 1-3/4" splines. Each.

Friction Fighter QC Gear Sets

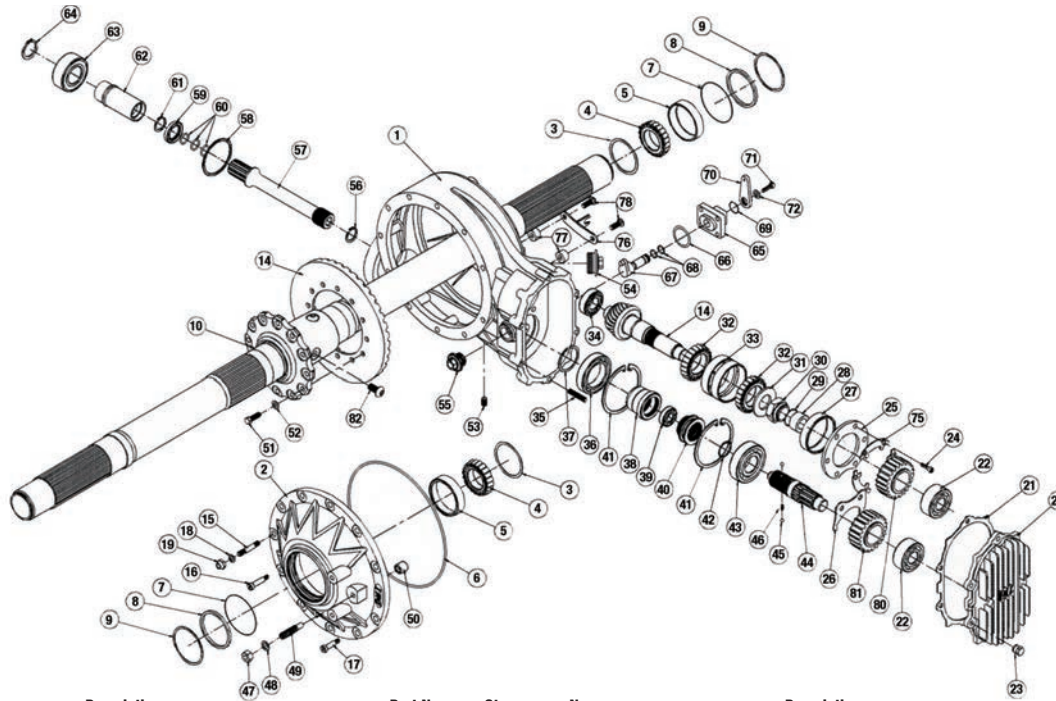
Simply stated, Friction Fighter 10-spline quick-change gears are the strongest, lightest, highest quality gears available. 9310 ultra-high-strength steel, stone-ground, cryogenic-processed and REM® finished. The gear mesh area is only 1" wide, reducing friction.



Part No.	Gear Set	No. of Teeth	4.12 Ring & Pinion (8-33 Teeth)		4.86 Ring & Pinion (7-34 Teeth)	
			Low	High	Low	High
DMIFFQCG-6	6	25/23	3.80	4.48	4.47	5.28
DMIFFQCG-12	12	29/26	3.70	4.60	4.36	5.42
DMIFFQCG-7G	7G	24/21	3.61	4.71	4.25	5.55
DMIFFQCG-8G	8G	27/23	3.51	4.84	4.14	5.71
DMIFFQCG-11	11	27/22	3.36	5.06	3.96	5.96
DMIFFQCG-13	13	25/20	3.30	5.16	3.89	6.08
DMIFFQCG-4G	4G	23/18	3.23	5.27	3.81	6.21
DMIFFQCG-4	4	27/21	3.21	5.30	3.78	6.25
DMIFFQCG-22	22	25/19	3.14	5.43	3.69	6.40
DMIFFQCG-16	16	28/21	3.09	5.50	3.65	6.48
DMIFFQCG-10	10	27/20	3.06	5.57	3.60	6.56
DMIFFQCG-34	34	26/19	3.02	5.64	3.55	6.65
DMIFFQCG-14	14	25/18	2.97	5.73	3.50	6.75
DMIFFQCG-35	35	24/17	2.92	5.82	3.44	6.86
DMIFFQCG-37	37	28/19	2.80	6.08	3.30	7.16
DMIFFQCG-23	23	27/18	2.75	6.19	3.24	7.29
DMIFFQCG-21	21	26/17	2.70	6.31	3.18	7.43
DMIFFQCG-43	43	28/18	2.65	6.42	3.13	7.56
DMIFFQCG-28G	28G	27/17	2.60	6.55	3.06	7.72
DMIFFQCG-41	41	28/17	2.50	6.79	2.95	8.00
DMIFFQCG-50	50	28/16	2.36	7.22	2.78	8.51



XR-1 Rear End Component Parts



No.	Description	Part No.	Qty.
1	Center Section	DMIRRC-1005	1
2	Side Bell	DMIRRC-1100	1
3	Shim Kit, Axle Bearing	DMIRRC-1229	1
4	Bearing Tapered Roller, Axle	DMIRRC-1210	2
5	Race, Axle	DMIRRC-1215	2
6	O-Ring, Side Bell	DMIRRC-1105	2
7	O-Ring, Axle Seal	DMIRRC-1220	2
8	Seal, Axle	DMIRRC-1217	2
9*	Spiralox, Side Bell Seal Internal	DMIRRC-1225	2
10*	Axle, Live (Including Spool and 1/2"-20 x 1" BHCS)	DMIRRC-1200	1
11	Plug Fitting, Breather	DMIRRC-1035	1
12	90° Push Lock Fitting, Breather	DMIRRC-1040	1
13	Poly Tube, Breather	DMIRRC-1045	1
14*	Ring and Pinion (4:12, 4:86)	DMIRRC-1300	1
15	Stud 7/16" Double End, Side Bell	DMIRRC-1110	9
16	7/16"-14 x 1-1/4" HHCS	DMIRRC-1109	1
17	7/16"-14 x 1" HHCS	DMIRRC-1109	1
18	7/16" SAE Flat Washer	DMIRRC-1130	11
19	7/16"-20 Nylon Locknut	DMIRRC-1120	11
20	Magnesium Quick-Change Gear Cover (Without Bearings)	DMIRRC-1385	1
21	Gasket, Quick-Change Cover (Teflon)	DMIRRC-1340	1
22	Ball Bearing, Quick-Change Cover	DMIRRC-1350	2
23	3/8"-16 Aluminum High Nut, Quick-Change Cover	DMIRRC-1360	6
24	3/8"-16 x 1" HHCS, Retainer Plate	DMIRRC-1335	6
25	Retainer Plate, Pinion	DMIRRC-1320	1
26	Retainer, Stub Shaft Bearing	DMIRRC-1325	1
27	Spacer, Pinion Bearing	DMIRRC-1315	1
28	Posi-Lock Retainer	DMIRRC-1366	1
29	O-Ring, Posi-Lock Retainer	DMIRRC-1367	1
30*	Posi-Lock Nut	DMIRRC-1369	1
31	Washer Bearing, Pinion	DMIRRC-1368	1
32	Bearing Tapered Roller, Pinion	DMIRRC-1311	2
33	Race Double Bearing, Pinion	DMIRRC-1312	1
34	Roller Bearing, Pinion Nose Shaft	DMIRRC-1310	1
35	3/8"-16 X 2.0" Stud, Quick Change Cover	DMIRRC-1355	6
36	Bearing External, Stationary Coupler	DMIRRC-1505	1
37	Snap Ring O.D., Stationary Coupler	DMIRRC-1515	1
38	Stationary Coupler (Female Splined)	DMIRRC-1500	1
39	Bearing Small Internal, Stationary Coupler	DMIRRC-1510	1
40	Sliding Coupler (Male Splined)	DMIRRC-1600	1

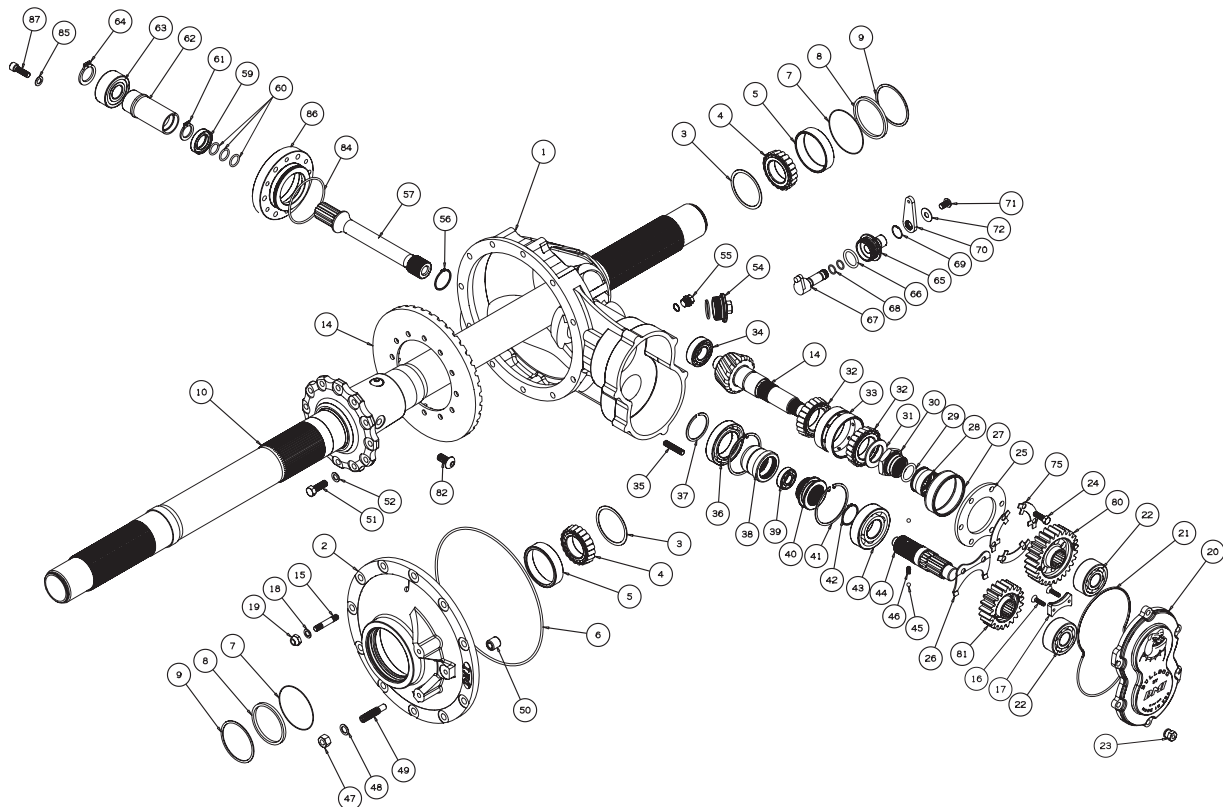
* Part numbers may vary due to options

No.	Description	Part No.	Qty.
41	Snap Ring Internal, Rear Bearing	DMIRRC-1520	2
42	Snap Ring External, Stub Shaft	DMIRRC-1620	2
43	Ball Bearing Shielded, Stub Shaft	DMIRRC-1625	1
44	Shaft Stub	DMIRRC-1615	1
45	1/4" Steel Ball, Detent	DMIRRC-1610	2
46	Spring Detent	DMIRRC-1605	1
47	1/2"-13 Aluminum Jam Nut	DMIRRC-1150	1
48	1/2" SAE Flat Washer	DMIRRC-1145	1
49	1/2"-13 Adjusting Screw, Ring Gear Back Stop	DMIRRC-1140	1
50	Back Stop, Ring Gear	DMIRRC-1135	1
51	3/8"-24 Ring Gear Bolt (Threaded Ring Gear)	DMIRRC-1301	12
52	Washer 3/8" Belleville (Threaded Ring Gear)	DMIRRC-1302	12
53	3/8" Pipe Plug	DMIRRC-1030	1
54	Large Inspection Plug with O-Ring	DMIRRC-1010	1
55	Small Inspection Plug with O-Ring	DMIRRC-1020	1
56	Snap Ring External, Lower Shaft for 10-10 Coupler	DMIRRC-1440	1
57*	Lower Shaft, Standard (Steel)	DMIRRC-1430	1
58	Spacer, Front Bearing	DMIRRC-1420	1
59	Seal, Integral Coupler (Snout)	DMIRRC-1415	1
60	O-Ring, Lower Shaft	DMIRRC-1435	3
61	Internal Snap Ring, 10-10 Coupler	DMIRRC-1425	1
62	Integral Coupler (10-10), Steel	DMIRRC-1400	1
63	Bearing Ball, Snout	DMIRRC-1410	1
64	External Snap Ring, Integral 10-10 Coupler	DMIRRC-1405	1
65	Shifter Housing	DMIRRC-1700	1
66	O-Ring, Shifter Housing	DMIRRC-1705	1
67	Shifter Shaft	DMIRRC-1710	1
68	O-Ring, Shifter Shaft	DMIRRC-1715	2
69	Snap Ring, Shifter Shaft	DMIRRC-1720	1
70	Arm, Shifter	DMIRRC-1725	1
71	3/8"-24 X 1/2" BHCS, Shifter Arm	DMIRRC-1730	1
72	3/8" SAE Washer, Shifter Arm	DMIRRC-1735	1
73	5/16"-18 x 1.0" 12 Point Bolt, Shifter Housing	DMIRRC-1740	4
74	5/16" AN Washer, Shifter Housing Bolt	DMIRRC-1745	4
75	Locking Tab, 2 Bolt	DMIRRC-1330	3
76**	Bracket, Shifter Cable Mounting	DMIRRC-1050	1
77**	Spacer, Shifter Cable Mounting Bracket	DMIRRC-1055	2
78**	3/8"-16 x 1.0" BHCS, Cable Mounting Bracket	DMIRRC-1060	2
80, 81	Quick-Change Gears (Not Included with a Rear)		
82	1/2"-20 x 1" BHCS, Spool To Axle	DMIRRC-1212	4

** Part numbers make up kit DMIRRC-1040



XR-2 Rear End Component Parts



No.	Description	Part No.	Qty.
1	XR-2 Magnesium Rear Center Section	DMIRRC-1006	1
2	XR-2 Magnesium Side Bell w/Brake Mount	DMIRRC-1101	1
3	Rear Axle Shim Kit 2-.075 3Ea - .010,.012,.015,.020	DMIRRC-1229	1
4	Axle Bearing	DMIRRC-1210	2
5	Axle Bearing Race	DMIRRC-1215	2
6	Side Bell O-Ring	DMIRRC-1105	1
7	Axle O-Ring	DMIRRC-1220	2
8	Axle Seal	DMIRRC-1217	2
9	Axle Seal Spiral Lock	DMIRRC-1225	2
10*	Aluminum Axle 1.875" I.D. Long Splines w/Spool	DMIRRC-1208	1
14	4.12 Ring & Pinion	DMIRRC-1300	1
15	Side Bell Stud	DMIRRC-1110	11
16	Bolts For Gear Cover Bearing Retainer	DMIRRC-1391	2
17*	Gear Cover Bearing Retainer	DMIRRC-1390	1
18	Side Bell Washer	DMIRRC-1130	11
19	Side Bell Locknut	DMIRRC-1120	11
20	Billet Aluminum Rear Cover - No Bearings - Gold	DMIRRC-1387G	1
21	Silicone Sealing Ring for Gear Cover	DMIRRC-1345	1
22	Rear Cover Bearing	DMIRRC-1350	2
23	Rear Cover High Nut - Black	DMIRRC-1361	6
24	Pinion Retainer Bolt	DMIRRC-1335	6
25	Pinion Retainer Flange	DMIRRC-1320	1
26	Stub Shaft Bearing Retainer	DMIRRC-1325	1
27	Pinion Bearing Spacer	DMIRRC-1315	1
28	Posi-Lock Retainer	DMIRRC-1366	1
29	Posi-Lock O-Ring	DMIRRC-1367	1
30	Posi-Lock Nut - RH	DMIRRC-1369	1
31	Pinion Washer	DMIRRC-1368	1
32	Big Pinion Bearing - Timken	DMIRRC-1311	2
33*	Big Pinion Bearing Race	DMIRRC-1312	1
34	Small Pinion Bearing	DMIRRC-1310	1
35	Rear Cover Stud	DMIRRC-1355	6
36	O.D. Shifter Bearing	DMIRRC-1505	1
37	O.D. Shifter Coupler Snap Ring	DMIRRC-1515	1
38	Female Splined Shifter Coupler	DMIRRC-1500	1
39	I.D. Shifter Bearing	DMIRRC-1510	1
40	Male Splined Shifter Coupler	DMIRRC-1600	1

No.	Description	Part No.	Qty.
41	Housing Bore Snap Ring	DMIRRC-1520	2
42	Stub Shaft Snap Ring	DMIRRC-1620	2
43	Stub Shaft Bearing	DMIRRC-1625	1
44	Lower Stub Shaft	DMIRRC-1615	1
45	Detent Ball	DMIRRC-1610	2
46	Detent Spring	DMIRRC-1605	1
47	Back Stop Aluminum Nut	DMIRRC-1150	1
48	Back Stop Washer	DMIRRC-1145	1
49	Back Stop Set Screw	DMIRRC-1140	1
50	Ring Gear Back Stop	DMIRRC-1135	1
51	Ring Gear Bolt	DMIRRC-1301	12
52	Ring Bolt Washer	DMIRRC-1302	12
54	Large Inspection Plug	DMIRRC-1030	1
54A	Large Inspection Plug O-Ring	DMIRRC-1010	1
55	Fill Level Plug	DMIRRC-1020	1
55A	Fill Level Plug O-Ring	DMIRRC-1017	1
56	Lower Shaft Snap Ring	DMIRRC-1440	1
57*	Internal 10-10 Lower Shaft	DMIRRC-1430	1
59	Internal 10-10 Seal	DMIRRC-1415	1
60	Lower Shaft O-Ring	DMIRRC-1435	3
61	10-10 Internal Snap Ring	DMIRRC-1425	1
62	Internal 10-10 Coupler	DMIRRC-1400	1
63*	Internal 10-10 Front Bearing	DMIRRC-1410	1
64	10-10 External Snap Ring	DMIRRC-1405	1
65	Threaded Shifter Housing	DMIRRC-1701	1
66	O-Ring For Threaded Shifter Housing	DMIRRC-1707	1
67	Shifter Shaft	DMIRRC-1710	1
68	Shifter Shaft O-Ring	DMIRRC-1715	2
69	Shifter Shaft Snap Ring	DMIRRC-1720	1
70	Shifter Arm	DMIRRC-1725	1
71	Bolt for Shifter Arm	DMIRRC-1730	1
72	AN Washer for Shift Arm	DMIRRC-1735	1
75	2 Bolt Locking Tab	DMIRRC-1330	3
84	Silicone O-Ring for XR-2 Snout Spacer	DMIRRC-1009	1
85	Washer for Aluminum Snout Spacer	DMIRRC-1008A	6
86	XR-2 Aluminum Snout Spacer	DMIRRC-1008	1

* Part numbers may vary due to options



Coil-Over Springs

Draco coil-over springs have the fewest coils and largest coil gap currently available, reducing weight and providing maximum travel with a linear rate. All springs are preset to prevent sag.

1.875" I.D. x 10" Tall Coil-Over Springs

Rate	Part No.
100	DRSDRA.L10.1.875.100
115	DRSDRA.L10.1.875.115
120	DRSDRA.L10.1.875.120
130	DRSDRA.L10.1.875.130
140	DRSDRA.L10.1.875.140
150	DRSDRA.L10.1.875.150
160	DRSDRA.L10.1.875.160
175	DRSDRA.L10.1.875.175
180	DRSDRA.L10.1.875.180
185	DRSDRA.L10.1.875.185
190	DRSDRA.L10.1.875.190
200	DRSDRA.L10.1.875.200
210	DRSDRA.L10.1.875.210
215	DRSDRA.L10.1.875.215
225	DRSDRA.L10.1.875.225
250	DRSDRA.L10.1.875.250



2.50" I.D. Coil-Over Springs

Rate	8" Tall	10" Tall	12" Tall
150	—	—	DRSDRA.C12.2.5.150
160	—	—	DRSDRA.C12.2.5.160
175	—	—	DRSDRA.C12.2.5.175
185	—	—	DRSDRA.C12.2.5.185
200	—	DRSDRA.C10.2.5.200	DRSDRA.C12.2.5.200
225	—	—	DRSDRA.C12.2.5.225
250	—	DRSDRA.C10.2.5.250	DRSDRA.C12.2.5.250
275	—	—	DRSDRA.C12.2.5.275
300	—	—	DRSDRA.C12.2.5.300
350	—	—	—
400	DRSDRA.C8.2.5.400	—	—
500	DRSDRA.C8.2.5.500	—	—



Dura-Bond

A MELLING COMPANY

Engine Hardware Finishing Kits

Each kit includes dowel pins, cam bolts, seal housing components, woodruff keys, cam eccentrics., etc.



DURFKC-1

Part No.	Description
SB Chevy 283-400	
DURFKC-1	Without Seal Housing
DURFKC-1HP	Without Seal Housing High Performance Kit. Also Includes Cam Lock Plate, Oil Filter Adapter Bolts and Transmission Dowels.
SB Chevy 350-400	
DURFKC-1A	With Seal Housing, Includes Roller Block

Cam Bearings

American-made bearings for new or used blocks have the surface characteristics of babbit and will withstand high valve spring pressures. Use standard-performance bearings with hydraulic or solid lifter cams or high-performance bearings with roller cams. Most are available with fluoropolymer composite coating for oil retention and less friction; some are available in .010", .020", .030", and .040" oversizes. Specify size when ordering.



Application	Standard Performance	High Performance	High Performance Coated
Chevrolet			
SB Chevy, 1964-99 283-400	DURCH-8	DURCHP-8	DURCHP-8T
SB Chevy, 1955-63 265-327	DURCH-4	DURCHP-4	—
SB Chevy "Bowtie" Block	—	DURGMP-8	DURGMP-8T
SB Chevy Brodix Aluminum Block	DURCH-5-3	DURCHP-5-3	—
SB Chevy Dart "Little M"	—	—	DURDT-1T
GM "Rocket" Block	—	DURGMP-1	DURGMP-1T



Brady Bacon

Mike Reusche

Accu-Power Pod Brake Controller REE80500 **NEW!**

Extremely compact and economical-priced, the Accu-Power Pod brake controller may be mounted in any direction, utilizing up-front, easy-access adjustment controls. Suitable for trailers with one or two axles, unit has a power-on LED for positive tow vehicle-to-trailer connection.



Brakeman IV Digital Brake Controller REE83504 **NEW!**

Suitable for one- to four-axle trailers, Brakeman IV combines a small, compact design with a digital output indicator, up-front push buttons for sync and output, and diagnostics for overload and open ground. Plug-and-play unit may be mounted in any direction.



Prodigy P3 Trailer Brake Controller REE90195

Automatically activates and adjusts trailer braking proportionally based on the tow vehicle's braking. Detects deceleration even if the controller is not mounted flat. Designed with five storable settings that allows the controller to be customized for multiple trailers, varying loads, or different drivers, and three boost levels to control braking power and aggressiveness. Manufactured with battery protection, continuous diagnostics, and LCD display. Works with up to four axles.



Prodigy P2 Trailer Brake Controller REE90885

Automatically activates and adjusts trailer braking proportionally based on the tow vehicle's braking. Initial braking power and aggressiveness can be adjusted to three different levels. Internal sensors detect deceleration even if the controller is not mounted flat. Manufactured with built-in, rotary-style manual override lever and blue digital LED display.



I-Stop IQ Brake Control REE20191

Totally proportional electric brake control, I-Stop IQ helps provide smooth, consistent trailer braking, while the "boost" feature provides the ability to apply more initial braking when pulling heavier loads. Digital LED readout displays connection, current voltage, and diagnostic features.



Receiver Hitch Accessories

Part No.	Description
REE58102	Reducer Sleeve, Reduces 2-1/2" Titan Opening to 2"
REE63223	Hitch Lock, Class III Bent Pin Dead Bolt Lock, Includes (2) Keys
REE63240	Pull Pin and Cotter Pin Set, 5/8" Dia. Class III/IV Groove Style
REE118021	Plastic Trailer End 7-Way Adapter
REE2010-B125	Bolt-On/Weld-On Breakaway Switch, Includes 48" Cable NEW!
REE50-85-002	Replacement 48" Breakaway Cable and Pin NEW!
REE2010-B125	Bolt-On/Weld-On Breakaway Switch, Includes 48" Cable Tekonsha NEW!
REE50-85-002	Replacement 48" Breakaway Cable and Pin Bargman NEW!
REE118496	T-One Connector Assembly with Upgraded Converter, 4-Flat Plug and Cap NEW!
REE54000-026	4-Flat Trailer End Connector, 11" Long, Coiled NEW!
REE54006-009	7-Way Connector Harness, Trailer End with 6' Cable, HD Blue Silicon Insulated

Hitch Balls

Chrome-plated solid steel hitch balls. Offered in two sizes.

Part No.	Ball Diameter	Shank Diameter	Length	Capacity
REE63908	2-5/16"	1"	2-1/8"	7,500 lbs.
REE63909	2"	1"	2-1/8"	7,500 lbs.



Pro Series Jacks **NEW!**

Pro Series jacks provide a safe, reliable method of raising trailers.

Part No.	Description
REE1400600303	A-Frame Topwind Jack, Round Tube, Weld/Bolt-On, 5,000 lbs.
REE1400850383	Sidewind Jack, Square Tube, 15" Travel, 8,000 lbs.
REE1400980376	Sidewind Jack, Weld-On, Square Tube, 12-1/2" Travel, 12,000 lbs.
REE1401460303	Topwind Jack, Round Tube, Weld-On, 5,000 lbs.



Bulldog A-Frame Jacks **NEW!**

Bulldog A-frame jacks have 15" of travel and a 5,000-lb. capacity. Bolt-on.

Part No.	Description
REE1700100317	Sidewind Jack, Round Tube, Bolt-On, 15" Travel, 5,000 lbs.
REE195318	Topwind Jack, Square Tube, Bolt-On, 15" Travel, 5,000 lbs.

Side Marker/Clearance Lights **NEW!**

Ideal when replacing an existing light or adding side marker lights for added safety.

Part No.	Description
REE30-59-001	Side Marker/Clearance Light, Red 59 Series, 4" x 2", Red Lens/White Base
REE34-17-809	Clearance Light, Amber 178 Series, 3-7/8" x 1-7/8" x 3/4", Amber/White Base



Recessed Double Vertical Red, Backup Light REE30-84-508 **NEW!**

All-in-one, 84 series brake, turn signal, and backup light is 9-13/16" x 6-15/16" x 1-1/4" and has a black base.



GP-1 Synthetic Blend High Performance Oil **NEW!**

Engineered for competition or street performance applications, GP-1 is blended with genuine Pennsylvania Grade base oil, which allows it to achieve a higher Pressure-Viscosity Coefficient for superior film thickness, while also incorporating Driven's high-zinc (ZDDP) additive technology. Available in viscosities of 5W-20, 10W-30, 15W-40, and 20W-50. Sold in one-quart bottles.

Part No.	1-Qt. Bottle
JGP19206	5W-20
JGP19306	10W-30
JGP19406	15W-40
JGP19506	15W-50



XP3 Synthetic Racing Oil JGP00306

Similar to XP1 with a higher viscosity typical of SAE 10W-30, for improved high-temperature/high-shear protection. Formulated for aluminum blocks and all engines with bearing clearances greater than .0025". Not API certified. Sold in a 1-quart bottle.



GP-1 30 Grade Break-In Oil

JGP19336 **NEW!**

Specialty motor oil combines Pennsylvania Grade base oil with Driven's high-zinc (ZDDP), low-detergent package for superior break-in protection. Formula helps protect flat tappet, overhead, and roller cam engines during the break-in process, while additionally aiding piston ring seating. Viscosity typical of SAE 30W. Sold in one-quart bottle.



XP4 Performance Racing Oil

JGP00506

Petroleum-based lubricant is a low-cost alternative to synthetic race oils. Viscosity is typical of SAE 15W-50 and is ideal for racers who change oil after every race. Works well in engines with clearances in excess of .0025". Not API certified. Sold in a 1-quart bottle.



XP0 Synthetic Racing Oil JGP00406

Ultra-low-viscosity racing oil is formulated for qualifying, where maximum performance is required. Oil has a viscosity typical of SAE 0W. Not API certified. Sold in a 1-quart bottle.



XP5 Semi-Synthetic Racing Oil

JGP00906

A semi-synthetic lubricant offers the added benefits of high-temperature shear protection and oxidation stability without the high cost of a synthetic. Viscosity is typical of SAE 20W-50. Not API certified. Sold in a 1-quart bottle.



XP1 Synthetic Racing Oil JGP00006

XP1 Synthetic Racing Oil has a viscosity typical of SAE 5W-20. Ideal for engines where bearing clearances are less than .0025". Not API certified. Sold in a 1-quart bottle.



XP6 Synthetic Racing Oil

JGP01006

A full-synthetic, 15W-50 version of race-proven XP4. Oil provides outstanding cold start protection and superior bearing oil film thickness. Designed for aluminum blocks or applications with looser clearances, oil has a viscosity typical of SAE 15W-50. Not API certified. Sold in a 1-quart bottle.



XP2 Synthetic Racing Oil JGP00206

Joe Gibbs Racing XP2 Racing Oil is engineered for high RPM racing engines with bearing clearances under .002", oil has a viscosity typical of SAE 0W-20. Not API certified. Sold in a 1-quart bottle.



XP7 Semi-Synthetic Racing Oil

JGP01706

Combines the performance of XP3 with the economical price of XP5. Viscosity is typical of SAE 15W-40. Not API certified. Sold in a 1-quart bottle.



XP8 Petroleum Racing Oil JGP01906

High-zinc, petroleum formula racing oil offers low-cost protection in a non-synthetic oil. Recommended for small block, flat tappet engines with clearances less than .0027". Not API certified. Sold in a 1-quart bottle.



Synthetic Gear Oil

Formulated for differentials and manual transmissions, synthetic gear oil reduces operating temperatures by up to 15°F. Offered in Racing 75W-85 or 75W-110, and 75W-90 GL-5-approved formulas. Sold in 1-quart bottles or 5-gallon pails.

Description	1-Quart Bottle	5-Gallon Pail
Synthetic Racing 75W-85	JGP00830	—
Synthetic Racing 75W-110	JGP00630	JGP00617
Synthetic GL-5 75W-90	JGP05530	—



XP9 Synthetic Racing Oil JGP03206

XP9 offers high-temperature, high-shear protection to high-compression wet sump applications, and is compatible with methanol and high-octane racing fuels. Formulated with anti-wear and friction reducing additives. Viscosity is typical of 10W-40. Sold in a 1-quart bottle.



Conventional Gear Oil JGP04530 **NEW!**

A basic gear oil that protects yellow metals, while offering proper synchronization to prevent clashing in manual transmissions. Recommended for any race or street performance application where a GL-4 gear oil is required. Viscosity typical of 80W-90. 1-quart bottle.



XP10 Synthetic Racing Oil JGP03306

Engineered for wet sump racing engines with tight oil clearances. XP10 delivers increased high-temperature and high-shear protection. Formulated with friction reduction and proprietary anti-wear additives. Viscosity is typical of 0W-10. Sold in a 1-quart bottle.



Power Steering Fluid JGP01306

A full-synthetic formula with exceptional high-temperature foam resistance. Fluid helps reduce temperatures and resists foaming. Sold in a 1-quart bottle.



LS30 Synthetic Oil JGP02906

Engineered specifically for GM LS series engines, lubricant includes advanced synthetic base oils to deliver exceptional high-temperature and high-shear protection. Well suited to LS "crate" or modified engines. Viscosity typical of SAE 5W-30. Sold in a 1-quart bottle.



Cooling System Protector JGP50030

Impurities in well water can cause rust and corrosion inside the radiator, block, water pump, and cylinder heads which can lead to a loss of cooling system efficiency. Cooling System Protector stops the adverse effects of hard water on these critical components. Sold in a 1-quart bottle.



BR Break-In Oil

Petroleum-based oil has superior break-in properties, particularly in flat tappet engines. Lubricant promotes ring seal and protects camshaft and lifters with the highest levels of zinc and phosphorus. Offered in BR30 (SAE 5W-30), BR40 (SAE 10W-40), and BR50 (SAE 15W-50) formulas. Sold in a 1-quart bottle.



Description	1-Qt. Bottle
BR30	JGP01806
BR40	JGP03706
BR50	JGP00106



Chae Stockon

Mike Reusche

Speed Lube JGP50090

Powerful and penetrating, Speed Lube is a spray-on lubricant that is great for use on heim joints, bearings, linkages, and chains. Specially formulated with a proprietary additive package, product offers maximum penetration, lubrication, and corrosion protection. Sold in 8-ounce can.



Ball Spline Grease JGP70070

Ideally suited to cambered rear housing axles and drive plates, spline grease is designed to extend the durability of high-speed sliding spline teeth in racing applications. High-viscosity, synthetic-base grease provides increased thermal stability and oxidation resistance, while Moly fortification delivers protection from wear. Sold in a half-pound tub.



High-Viscosity Lubricant

JGP50050 **NEW!**

Designed for use as an engine assembly lubricant, HVL extends film thickness, while protecting reciprocating and rotating components during assembly and initial break-in. May be also added to oil to increase film thickness. Sold in 8-oz. bottle.



Extreme Pressure Grease

JGP00738

Premium extreme-pressure grease features improved resistance to high temperatures and increased load-carrying ability compared to traditional lithium grease. EPG is suited for any application that requires a NLGI #2 grease. Sold in 4-ounce tubes, or in cases.



Speed Clean/Brake and Parts Cleaner

Speed Clean is a powerful, multi-surface cleaner that wipes away tire rubber, dirt, and grime without harming paint. Simply spray on, let soak, and wipe off. Sold in 18-oz. aerosol cans.



Extreme Pressure Chassis Grease

JGP70030

A premium extreme pressure grease with excellent load-carrying ability. Designed for high-temperature, and high loads. Provides exceptional mechanical stability in a NLGI #2 grease. Sold in 400 g cartridge.



Carb Defender Fuel Additives

Specially designed to protect against the corrosive effects of ethanol, specialized fuel additive includes corrosion inhibitors to protect against diminished performance and costly repairs. Additive helps control combustion chamber residue and induction deposits, protecting the entire fuel system from moisture and corrosion while extending fuel storage life. Formulas available for racing or small engines.



Engine Assembly Grease **NEW!**

Unparalleled engine protection during initial start-up when combined with BR oil.

Part No.	Description
JGP00728	1-lb. Tub
JGP00732	1-oz. Tube



6-oz. Bottle	Description
Race Concentrate	
JGP70044	Treats up to 55 Gallons, 6-oz Bottle
Small Engine	
JGP70042	Treats up to 5 Gallons, 1-oz. Packet

Dupli-Color

Dry Film Graphite Lubricant

SHES00204000

Suitable for lubricating a wide variety of chassis components. 10-oz. aerosol.



Engine Enamel and High-Heat Paint

Advanced formula include ceramic resins for increased heat dissipation and gloss retention. Resins also offer protection from excessive heat and automotive fluids. Engine enamels resist temperatures up to 500°F.

Part No.	Description
Engine Enamels	
SHEDA1601	Ford Blue
SHEDA1606	Ford Dark Blue
SHEDA1607	Chevrolet Orange/Red
SHEDA1608	GM Blue
SHEDA1609	Chevrolet Blue
SHEDA1611	New Ford Gray
SHEDA1612	Gray Primer
SHEDA1613	Gloss Black
SHEDA1615	Aluminum
SHEDA1620	Chevrolet Orange
SHEDA1634	GM/Chrysler Low Gloss Black
SHEDA1635	Ford Semi-Gloss Black
SHEDA1650	Cast Coat Aluminum
SHEDA1651	Cast Coat Iron
Premium Enamels	
SHEDA1600	Gloss Black
SHEDA1603	Semi-Gloss Black
SHEDA1605	Flat Black
SHEDAP1690	Self-Etching Primer



SHEDA1601 SHEDA1606 SHEDA1615

Krylon Fusion All-In-One

Satin Black Paint SHE2732 **NEW!**

Premium paint adheres to a wide variety of surfaces including plastic, metal, glass, and hard vinyl. Indoor/outdoor product offers maximum rust protection. 12-oz. aerosol can.





SB Chevy Forged Connecting Rods

Premium-quality connecting rods are manufactured from 300M aircraft quality steel. Rods are bushed and come fitted with ARP fasteners. Choose from "L" (Light) and "UL" (Ultra Light) series. Sets of eight.

Part No.	Length	Journal	Pin	Beam	Bolt	Weight
UL (Ultra Light) Series						
DYR6000NHSBCLJ7200AD	6.000"	2.225"	.927"	Standard	7/16"	620 Grams
L (Light) Series						
DYR6000NHSBCLJ7200AD	6.000"	2.225"	.927"	Standard	7/16"	665 Grams
DYR6000NLSBCLJ7200AD	6.000"	2.125"	.927"	Standard	7/16"	625 Grams



V-Clamp Kit DTH794-91235

The V-Clamp Kit provides a reusable leak-free connection that allows quick disconnection. Designed for 3-1/2" diameter exhaust, kit includes two weld-on V-clamp rings and stainless steel V-band clamp.



Turndowns


Often used to reduce noise levels on race cars. Sold individually.

Part No.	Size
DTH780-00100	3"
DTH780-00200	3-1/2"
DTH780-00050	4"



Vortex Cone

The Vortex Cone is the first muffler insert on the market that delivers significant noise reduction with little or no increase in back pressure. The 304 stainless steel cone slips inside the collector at the end of the header. High efficiency and absorption qualities coupled with low back pressure add up to a 6-8% horsepower and torque advantage over most insert mufflers. **Note: Mounting tabs should be inset 1/2" from the end of the collector. Weld the mounting tabs to the inside of the collector, do not use rivets.**



Part No.	Description
DTH772-32510	3-1/2"
DTH772-32520	3"
DTH772-32530	4"

SMALL BLOCK CHEVY EXHAUST FLANGES

PICTURED FOR REFERENCE.

Part No.	Description
"A" Standard Chevrolet	
"B" Brodix Spread Port	
"C" Chevrolet 18° Centered	



Cast Steel Crankshafts

Reliable cast steel crankshafts are the alternative to refurbished factory cranks. Perfect for up to 500 horsepower, all cranks are inspected for dimensional accuracy. Offered in standard or lightweight pendulum versions.



Part No.	Engine	Rear Main	Bal.	Stroke	Notes
SB Chevy 305					
EAG103053480SP	305	2-Pc.	Int.	3.480"	Race Saver
SB Chevy 350					
EAG103503480CM	350	2-Pc.	Int.	3.480"	IMCA Legal/No Lightening Holes
EAG103503480*	350	2-Pc.	Int.	3.480"	5.700" Min. Rod Length
EAG103523480	350	1-Pc.	Int./Ext.	3.480"	Balance with OEM Flexplate/Flywheel
EAG103503750*	383	2-Pc.	Ext.	3.750"	5.700" Min. Rod Length
EAG103503750571*	383	2-Pc.	Int.	3.750"	5.700" Min. Rod Length
EAG103523750	383	1-Pc.	Ext.	3.750"	Not for Use with LT-1
EAG104003750	400	2-Pc.	Ext.	3.750"	5.565" Min. Rod Length

* Also stocked in ESP armor finish, simply substitute "9" in first digit of part number. Example: EAG9103503480

Forged 4340 Steel Crankshafts

Non-twist, 4340 forgings are ground, cross-drilled, stress-relieved, shot-peened, micro-polished, and nitrided. Rod journals are indexed for correct stroke. Finally, the crank is x-rayed, magnafluxed, sonic-tested, and inspected. Choose from standard, lightweight, and featherweight versions.



Part No.	Description	Stroke	Rod Length	Rod Journal
EAG435034805700 *	Internal Balance	3.480"	5.700"	2.100"
EAG4350348057LA	Internal Balance - Lwt.	3.480"	5.700"	2.100"
EAG435035005700	Internal Balance	3.500"	5.700"	2.100"
EAG435035625700	Internal Balance	3.562"	5.700"	2.100"
EAG435036255700	Internal Balance	3.625"	5.700"	2.100"
EAG435037505700 *	Internal Balance	3.750"	5.700"	2.100"
EAG4350375057LA	Internal Balance - Lwt.	3.750"	5.700"	2.100"
EAG435040006000	Internal Balance	4.000"	6.000"	2.100"
SB Chevy 400 (400 Main Sizing, No Spacer Bearings Required)				
EAG440034805700	Internal Balance	3.480"	5.700"	2.100"
EAG434636226100	Internal Balance	3.622"	6.125"	2.100"
EAG440037505700*	Internal Balance	3.750"	5.700"	2.100"
EAG440038756000	Internal Balance	3.875"	6.000"	2.100"
EAG440040006000	Internal Balance	4.000"	6.000"	2.100"
EAG434640006100	Internal Balance	4.000"	6.125"	2.100"

* Also stocked in ESP armor finish, simply substitute "9" in first digit of part number.


Replacement Components Silicon Bronze Wrist Pin Bushings

Part No.	Applications	ID	OD	Length
EAGB927-1	SB Chevy	.864"	.972"	1.050"
EAGB928-1	SB Chevy	.900"	.972"	1.012"



SB Chevy Competition Rotating Assemblies with 4340 Crankshaft

"ESP" rotating assemblies include name brand-quality components, essential when assembling a durable race engine. Each kit includes "ESP" forged 4340 steel crankshaft, "ESP" pin fit 4340 H-beam 3-D connecting rods, SRP/JE forged or Keith Black hyper-eutectic pistons and pins, standard or file-fit piston rings and Federal Mogul or Clevite 77 main and rod bearings. SB Chevy compression ratios are based on a 64cc combustion chamber. All assemblies use early 2-piece rear main seals. Please specify bore size when ordering.



Part No.	Bore	Stroke	Rod	Piston/Type	Comp. Ratio	Rings
SB Chevy 350						
EAG12001030	4.030"	3.480"	5.700"	Mahle Forged/Flat Top	9.5:1	File Fit
EAG12001040	4.040"	3.480"	5.700"	Mahle Forged/Flat Top	9.6:1	File Fit
EAG12004030	4.030"	3.480"	6.000"	Mahle Forged/Dome	11.5:1	File Fit
EAG12004060	4.060"	3.480"	6.000"	Mahle Forged/Dome	11.7:1	File Fit
EAG12007030	4.030"	3.750"	5.700"	SRP Forged/Inv. Dome	9.3:1	File Fit
EAG12008030	4.030"	3.750"	5.700"	Mahle Forged/Flat Top	10.4:1	File Fit
EAG12011030	4.030"	3.750"	6.000"	Mahle Forged/Flat Top	10.4:1	File Fit
EAG12011060	4.060"	3.750"	6.000"	Mahle Forged/Flat Top	10.6:1	File Fit
EAG12012030	4.030"	3.750"	6.000"	SRP Forged/Dome	12.9:1	File Fit
EAG12012040	4.040"	3.750"	6.000"	SRP Forged/Dome	12.9:1	File Fit
EAG12012060	4.060"	3.750"	6.000"	SRP Forged/Dome	13.0:1	File Fit
EAG12020030	4.030"	3.500"	6.000"	SRP Forged/Flat Top	10.3:1	File Fit
EAG12020040	4.040"	3.500"	6.000"	SRP Forged/Flat Top	10.3:1	File Fit
SB Chevy 400						
EAG12504030	4.155"	3.750"	6.000"	SRP Forged/Dome	12.9:1	File Fit
EAG12504040	4.165"	3.750"	6.000"	SRP Forged/Dome	12.9:1	File Fit

Replacement Rod Bolts

Manufactured by ARP specifically for use in Eagle rods. Not "off-the-shelf" ARP rod bolts.



Part No.	Thread Dia.	Type	UHL	Qty.
EAG12000	7/16"	8740	1.600"	16
EAG12055	3/8"	2000	1.500"	16
EAG12080	7/16"	8740	1.750"	16
EAG14000	7/16"	L19	1.600"	16
EAG14020	7/16"	L19	1.750"	16
EAG20000	7/16"	2000	1.600"	16
EAG20030	7/16"	2000	1.800"	16
EAG20060	3/8"	2000	1.500"	8
EAG20070	3/8"	2000	1.500"	16



Eagle Specialty Products, Inc.

3-D H-Beam Connecting Rods

Durable and affordable 3-D forged rods are sized and finished in the U.S.A., and fitted with ARP 7/16", 190,000 PSI cap screw bolts. Many are available with premium ARP L-19, 265,000 PSI fasteners (add the suffix "L19" to the part number). All rods have alignment sleeves to positively locate the rod cap, assuring big end bore size and eliminating cap walk. Rods are bushed for use with full-floating pins. Sold in weight-matched sets.

Part No.	Description	Center-to-Center Length	Gram Weight	Crank Pin Dia.	Big End Width	Pin End Bore
SB Chevy						
EAGCRS5700B3D *	Large Journal, 327, 350	5.700"	630	2.100"	.940"	.927"
EAGCRS5700S3D	Small Journal, 283, 327	5.700"	670	2.000"	.940"	.927"
EAGCRS5850B3D	Large Journal, +.150"	5.850"	650	2.100"	.940"	.927"
EAGCRS6000B3D *	Large Journal, +.300"	6.000"	640	2.100"	.940"	.927"
EAGCRS6000BLW †	Large Journal, +.300", Lightweight	6.000"	545	2.100"	.940"	.927"
EAGCRS6000B3D2000	Large Journal, +.300", Extreme Duty	6.000"	645	2.100"	.940"	.927"
EAGCRS6000B3DL19	Large Journal, +.300", L19	6.000"	645	2.100"	.940"	.927"
EAGCRS6000S3D	Small Journal, +.300"	6.000"	680	2.000"	.940"	.927"
EAGCRS6000S3D2000	Small Journal, +.300", Extreme Duty	6.000"	660	2.000"	.940"	.927"
EAGCRS6000BST	Large Journal, Max Stroke	6.000"	645	2.100"	.940"	.927"
EAGCRS6125B3D	Large Journal, +.425"	6.125"	660	2.100"	.940"	.927"
EAGCRS6125B3DL19	Large Journal, +.425", L19	6.125"	660	2.100"	.940"	.927"

* Also stocked in ESP armor finish, simply add "9" prior to rod length.

† Featherweight rods are for applications with UNDER 500 horsepower only.



Perform-O-Flex Hose

Earl's Perform-O-Flex stainless steel braided hose has been the choice of top racing teams since 1972. Perform-O-Flex can be used with Swivel Seal, Auto-Fit, or Auto-Mate hose ends and consists of an inner liner of Temprel synthetic rubber and a partially protective sheath of stainless steel braid embedded during manufacture. Temprel maintains flexibility and strength at temperatures from -40°F to 300°F. The reinforced hose liner is then bonded to a full-coverage outer sheath of high-tensile stainless steel wire braid.

Hose Size	I.D.	O.D.	Max. Oper. Pressure	Max. Clamp Pressure	Min. Bend Radius	3 Ft. Part No.	6 Ft. Part No.	10 Ft. Part No.	20 Ft. Part No.
-4	7/32"	7/16"	1500	250	2"	—	—	—	EAR420004ERL
-16	7/8"	1-5/32"	750	250	5.5"	EAR403016ERL	EAR406016ERL	—	—
-20	1-1/8"	1-7/16"	500	250	8"	EAR403020ERL	EAR406020ERL	—	—



Pro-Lite 350 Hose

Pro-Lite 350 Racing Hose is designed for use with Earl's Swivel-Seal or Auto-Crimp hose ends. Hose is ultra lightweight, yet delivers superior durability and resistance to high temperatures. Save up to 30 lbs. when replacing the braided steel oil, fuel, and coolant hoses on a race car using a dry sump type engine. Abrasion-resistant nylon sheathing is bonded to the synthetic rubber liner's textile inner braid for added durability.

Hose Size	I.D.	O.D.	Max. Oper. Pressure	Burst Pressure	Min. Bend Radius	3 Ft. Part No.	6 Ft. Part No.	10 Ft. Part No.	20 Ft. Part No.
-4	.22"	.44"	350	1400	2.00"	EAR350304ERL	EAR350604ERL	EAR351004ERL	EAR352004ERL
-6	.35"	.55"	350	1400	2.25"	EAR350306ERL	EAR350606ERL	EAR351006ERL	EAR352006ERL
-8	.44"	.65"	350	1400	3.50"	EAR350308ERL	EAR350608ERL	EAR351008ERL	EAR352008ERL
-10	.57"	.80"	350	1400	4.00"	EAR350310ERL	EAR350610ERL	EAR351010ERL	EAR352010ERL
-12	.69"	.94"	350	1400	4.50"	EAR350312ERL	EAR350612ERL	EAR351012ERL	EAR352012ERL
-16	.88"	1.16"	300	1200	5.50"	EAR350316ERL	EAR350616ERL	EAR351016ERL	EAR352016ERL



Ano-Tuff Swivel-Seal Hose Ends

Ano-Tuff Hose Ends are made from hard anodized aluminum and offer exceptional resistance to wear and corrosion. Hose ends have a bright, black anodized finish and are compatible with Perform-O-Flex, Auto-Flex, and Pro-Lite 350 hose.



Hose Size	Straight	30° Tube	45° Low Profile	45° Tube	60° Tube	90° Low Profile	90° Tube	120° Tube	150° Tube	180° Tube
-6	EARAT800106ERL	EARAT803106ERL	EARAT804506ERL	EARAT804606ERL	EARAT806106ERL	EARAT809006ERL	EARAT809106ERL	EARAT812006ERL	EARAT815006ERL	EARAT818006ERL
-8	EARAT800108ERL	EARAT803108ERL	EARAT804508ERL	EARAT804608ERL	—	EARAT809008ERL	EARAT809108ERL	EARAT812008ERL	—	EARAT818008ERL
-10	EARAT800110ERL	EARAT803110ERL	EARAT804510ERL	EARAT804610ERL	—	EARAT809010ERL	EARAT809110ERL	EARAT812010ERL	—	EARAT818010ERL
-12	EARAT800112ERL	EARAT803112ERL	EARAT804512ERL	EARAT804612ERL	EARAT806112ERL	EARAT809012ERL	EARAT809112ERL	EARAT812012ERL	EARAT815012ERL	EARAT818012ERL
-16	EARAT800116ERL	—	—	EARAT804616ERL	—	EARAT809016ERL	EARAT809116ERL	—	—	—

Swivel-Seal™ Aluminum Hose Ends


Swivel-Seal Hose Ends may be used with Perform-O-Flex, Pro-Lite 350, Auto-Flex, or Ruff-Stuff stainless braided hoses. The Swivel-Seal has a cutter-style end, used for over 40 years in the aerospace industry and 20 years in automotive competition. During assembly of cutter-style fittings, the end cuts into the hose to create a tight, leak-proof seal.

Hose Size	Straight	30° Tube	45° Low Profile	45° Tube	60° Tube	90° Low Profile	90° Tube	120° Tube	150° Tube	180° Tube
-6	EAR800106ERL	EAR803106ERL	EAR804506ERL	EAR804606ERL	EAR806106ERL	EAR809006ERL	EAR809106ERL	EAR812006ERL	EAR815006ERL	EAR818006ERL
-8	EAR800108ERL	EAR803108ERL	EAR804508ERL	EAR804608ERL	EAR806108ERL	EAR809008ERL	EAR809108ERL	EAR812008ERL	EAR815008ERL	EAR818008ERL
-10	EAR800110ERL	—	EAR804510ERL	EAR804610ERL	EAR806110ERL	EAR809010ERL	EAR809110ERL	EAR812010ERL	EAR815010ERL	EAR818010ERL
-12	EAR800112ERL	EAR803112ERL	EAR804512ERL	EAR804612ERL	EAR806112ERL	EAR809012ERL	EAR809112ERL	EAR812012ERL	EAR815012ERL	EAR818012ERL
-16	EAR800116ERL	—	EAR804516ERL	EAR804616ERL	—	EAR809016ERL	EAR809116ERL	EAR812016ERL	EAR815016ERL	EAR818016ERL



Swivel-Seal™ Male Threaded Hose Ends

Swivel-Seal hose ends thread directly into a female port without adapters. The coupler may be rotated independently of the hose end, allowing the coupler to be threaded into the port while the hose and hose end remain stationary.



Male Thread Size	Hose Size	Straight	45° Tube	90° Tube
1/8" NPT	-6	EAR820162ERL	—	—
1/4" NPT	-6	EAR820106ERL	EAR824506ERL	EAR829006ERL
3/8" NPT	-6	EAR820166ERL	EAR824566ERL	EAR829066ERL
3/8" NPT	-8	EAR820108ERL	—	EAR829008ERL
1/2" NPT	-8	EAR820188ERL	—	EAR829088ERL
1/2" NPT	-10	—	—	EAR829010ERL
1/2" NPT	-12	—	—	EAR829013ERL

Auto-Fit™ Aluminum Hose Ends

Earl's Auto-Fit hose ends with nipple ends have the reliability and appearance of Swivel-Seal ends, but are easier to assemble, and less expensive. During assembly, the barbed nipple is pushed into the hose, securing hose between the nipple and socket, providing a tight, secure seal.



Size	Straight	45° Tube	90° Tube	120° Tube	150° Tube	180° Tube
-4	EAR300104ERL	EAR304604ERL	EAR309104ERL	—	—	—
-6	EAR300106ERL	EAR304606ERL	EAR309106ERL	EAR312006ERL	—	EAR318006ERL
-8	EAR300108ERL	EAR304608ERL	EAR309108ERL	—	—	—
-10	EAR300110ERL	EAR304610ERL	EAR309110ERL	—	—	—
-12	EAR300112ERL	EAR304612ERL	EAR309112ERL	—	—	—
-16	EAR300116ERL	EAR304616ERL	EAR309116ERL	—	—	EAR318016ERL
-20	EAR300120ERL	EAR304620ERL	EAR309120ERL	—	—	—

Auto-Mate Hose Ends

Auto-Mate Hose Ends are offered in traditional blue anodized or black Ano-Tuff hard anodized aluminum. Hose ends are compatible with Auto-Flex or Perform-O-Flex stainless steel braid protected hoses. Professional, reliable plumbing at a reasonable price. Requires auto crimp collars listed below.

Blue Anodized Part No.	Ano-Tuff Part No.	Hose End	Adapter Size	Hose Size
Straight				
—	EARAT700104ERL	-4	-4	-4
EAR700106ERL	EARAT700106ERL	-6	-6	-6
EAR700108ERL	EARAT700108ERL	-8	-8	-8
EAR700110ERL	EARAT700110ERL	-10	-10	-10
EAR700112ERL	EARAT700112ERL	-12	-12	-12
EAR700116ERL	EARAT700116ERL	-16	-16	-16
45°				
—	EARAT704604ERL	-4	-4	-4
EAR704606ERL	EARAT704606ERL	-6	-6	-6
EAR704608ERL	EARAT704608ERL	-8	-8	-8
EAR704610ERL	EARAT704610ERL	-10	-10	-10
EAR704612ERL	EARAT704612ERL	-12	-12	-12
—	EARAT704616ERL	-16	-16	-16
90°				
—	EARAT709104ERL	-4	-4	-4
EAR709106ERL	EARAT709106ERL	-6	-6	-6
EAR709108ERL	EARAT709108ERL	-8	-8	-8
EAR709110ERL	EARAT709110ERL	-10	-10	-10
EAR709112ERL	EARAT709112ERL	-12	-12	-12
—	EARAT709116ERL	-16	-16	-16



Auto Crimp Collars

Required for use with the above Auto-Mate Hose Ends. Sold individually.


Part No.	Hose End	Hose Size
EAR798043ERL	-4	-4
EAR798063ERL	-6	-6
EAR798083ERL	-8	-8
EAR798103ERL	-10	-10
EAR798123ERL	-12	-12
EAR798163ERL	-16	-16





Super Stock Hose

Earl's Super Stock hose is a blue, high-quality synthetic rubber hose reinforced with an internal braided fabric sheath. For use with Earl's Super Stock hose ends only. Super Stock hose is rated at 250 PSI and 250°F, and is an excellent replacement for original equipment applications. Not for use with brake fluid. On applications where maximum temperature range is expected, compression of the Super Stock collar is required.



Hose Size	I.D.	O.D.	Max. Oper. Pressure	Min. Bend Radius	10 Ft. Length Part No.	20 Ft. Length Part No.
-6	3/8"	5/8"	250	3"	EAR791006ERL	EAR792006ERL
-8	1/2"	3/4"	250	5"	EAR791008ERL	EAR792008ERL
-10	5/8"	15/16"	250	6"	EAR791010ERL	EAR792010ERL

Super Stock Hose Ends

Super Stock hose ends are an attractive, lightweight direct replacement for the brass push-lock type. Available in many configurations, fittings are machined from aluminum alloy then anodized in red and blue. Use Super Stock hose ends with Earl's Super Stock hose (not intended for use with stainless braid-protected hoses). Hose ends are a favorite with professional racers and in limited production stock applications. End collars may be compressed.

Part No.	AN Fitting Size	Hose No.	Hose Size
Straight			
EAR700167ERL	-6	-6	3/8"
EAR700109ERL	-8	-8	1/2"
EAR700111ERL	-10	-10	5/8"
EAR700113ERL	-12	-12	3/4"
45°			
EAR704667ERL	-6	-6	3/8"
EAR704609ERL	-8	-8	1/2"
EAR704611ERL	-10	-10	5/8"
EAR704613ERL	-12	-12	3/4"
90°			
EAR709167ERL	-6	-6	3/8"
EAR709109ERL	-8	-8	1/2"
EAR709111ERL	-10	-10	5/8"



Aluminum Tubing Adapters

Adapt AN fittings to aluminum tubing.



Standard Part No.	Ano-Tuff Part No.	Hose End Size	Tube Size
EAR165056ERL	EARAT165056ERL	-6 Male	5/16"
—	EARAT165064ERL	-6 Male	1/4"
EAR165006ERL	EARAT165006ERL	-6 Male	3/8"
EAR165086ERL	EARAT165086ERL	-8 Male	3/8"
EAR165008ERL	—	-8 Male	1/2"
EAR165010ERL	—	-10 Male	5/8"
EAR165156ERL	—	-6 Female	5/16"
EAR165106ERL	—	-6 Female	3/8"
EAR165108ERL	—	-8 Female	1/2"
EAR165110ERL	—	-10 Female	5/8"

Aluminum AN to AN Adapters Oil Cooler Adapters

Black 2024 aluminum oil cooler adapters allow changing from straight AN male to straight ORB male. Sold in pairs.

Part No.	Description
EARAT585106ERL	-6AN Male To -10ORB Male
EARAT585108ERL	-8AN Male To -10ORB Male
EARAT585110ERL	-10AN Male To -10ORB Male
EARAT585112ERL	-12AN Male To -10ORB Male



[EARAT585106ERL](#)

Union Male

Steel Part No.	Aluminum Part No.	Ano-Tuff Part No.	Fitting Size
EAR961503ERL	EAR981503ERL	—	-3
EAR961504ERL	EAR981504ERL	EARAT981504ERL	-4
—	EAR981506ERL	EARAT981506ERL	-6
—	EAR981508ERL	EARAT981508ERL	-8
—	EAR981510ERL	EARAT981510ERL	-10
—	EAR981512ERL	EARAT981512ERL	-12
—	EAR981516ERL	EARAT981516ERL	-16




Union Reducer

Large Fitting Size	Small Fitting Size	Standard Part No.	Ano-Tuff Part No.
-4	-3	EAR991902ERL	EARAT991902ERL
-6	-4	EAR991906ERL	—
-6	-5	EAR991907ERL	EARAT991907ERL
-8	-6	EAR991912ERL	EARAT991912ERL
-10	-6	EAR991914ERL	EARAT991914ERL
-10	-8	EAR991915ERL	EARAT991915ERL
-12	-6	EAR991918ERL	—
-12	-8	EAR991919ERL	EARAT991919ERL
-12	-10	EAR991920ERL	EARAT991920ERL
-16	-10	EAR991922ERL	EARAT991922ERL
-16	-12	EAR991923ERL	EARAT991923ERL



Flare Reducers

Female Fitting Size	Male Fitting Size	Standard Part No.	Ano-Tuff Part No.
-6	-4	EAR9892064ERL	EARAT9892064ERL
-8	-4	EAR9892084ERL	EARAT9892084ERL
-8	-6	EAR9892086ERL	EARAT9892086ERL
-10	-4	EAR9892104ERL	EARAT9892104ERL
-10	-6	EAR9892106ERL	EARAT9892106ERL
-10	-8	EAR9892108ERL	EARAT9892108ERL
-12	-6	EAR9892126ERL	EARAT9892126ERL
-12	-8	EAR9892128ERL	EARAT9892128ERL
-12	-10	EAR9892120ERL	EARAT9892120ERL
-16	-12	EAR9892162ERL	EARAT9892162ERL



AN Reducer, O-Ring

Part No.	Female Fitting Size	Male Fitting Size
EAR989443ERL	-4	-3
EAR989464ERL	-6	-4
EAR989486ERL	-8	-6
EAR989404ERL	-10	-8
EAR989409ERL	-12	-8
EAR989410ERL	-12	-10
EAR989411ERL	-16	-12



Tee

Hose End Size	Standard Part No.	Ano-Tuff Part No.
-3	EAR962403ERL *	—
-3	EAR982403ERL	EARAT982403ERL
-4	EAR982404ERL	EARAT982404ERL
-6	EAR982406ERL	EARAT982406ERL
-8	EAR982408ERL	EARAT982408ERL
-10	EAR982410ERL	EARAT982410ERL

* Steel part



90° Elbow

Part No.	Fitting Size
EAR982104ERL	-4
EAR982106ERL	-6
EAR982108ERL	-8
EAR982110ERL	-10



Port Adapters (O-Ring Seal)

Available in traditional blue anodized aluminum or Ano-Tuff black hard anodized aluminum finishes. An O-ring is included.

Standard Part No.	Ano-Tuff Part No.	AN Size	Port Thread
EAR985064ERL	EARAT985064ERL	-6	-4
EAR985006ERL	EARAT985006ERL	-6	-6
EAR985068ERL	EARAT985068ERL	-6	-8
EAR985086ERL	EARAT985086ERL	-8	-6
EAR985008ERL	EARAT985008ERL	-8	-8
EAR985081ERL	EARAT985081ERL	-8	-10
EAR985009ERL	EARAT985009ERL	-10	-8
EAR985010ERL	EARAT985010ERL	-10	-10
EAR985011ERL	EARAT985011ERL	-10	-12
EAR985013ERL	EARAT985013ERL	-12	-10
EAR985012ERL	EARAT985012ERL	-12	-12



Straight Bulkhead

Fitting Size	Standard Part No.	Ano-Tuff Part No.
-3	EAR963203ERL*	—
-3	EAR983203ERL	EARAT983203ERL
-4	EAR983204ERL	EARAT983204ERL
-6	EAR983206ERL	EARAT983206ERL
-8	EAR983208ERL	EARAT983208ERL
-10	EAR983210ERL	EARAT983210ERL
-12	EAR983212ERL	EARAT983212ERL
-16	EAR983216ERL	EARAT983216ERL

* Steel Part



45° Bulkhead

Fitting Size	Standard Part No.	Ano-Tuff Part No.
-3	EAR983703ERL	EARAT983703ERL
-4	EAR983704ERL	EARAT983704ERL
-6	EAR983706ERL	EARAT983706ERL
-8	EAR983708ERL	EARAT983708ERL
-10	EAR983710ERL	EARAT983710ERL
-12	EAR983712ERL	EARAT983712ERL



90° Bulkhead

Fitting Size	Steel Part No.	Standard Part No.	Ano-Tuff Part No.
-3	EAR963303ERL	EAR983303ERL	EARAT983303ERL
-4	—	EAR983304ERL	EARAT983304ERL
-6	—	EAR983306ERL	EARAT983306ERL
-8	—	EAR983308ERL	EARAT983308ERL
-10	—	EAR983310ERL	EARAT983310ERL
-12	—	EAR983312ERL	EARAT983312ERL



Bulkhead Tee

Fitting Size	Standard Part No.	Ano-Tuff Part No.
-3	EAR963403ERL*	—
-3	EAR983403ERL	EARAT983403ERL
-4	EAR983404ERL	—
-6	EAR983406ERL	—

* Steel Part



Bulkhead Tee On Run


Fitting Size	Standard Part No.	Steel Part No.
-3	EAR980403ERL	EAR960403ERL
-4	EAR980404ERL	—



Aluminum AN to AN Adapters Bulkhead Nut

Fitting Size	Quantity Per Pkg.	Standard Part No.	Ano-Tuff Part No.
-3	2	EAR502403ERL*	—
-3	2	EAR592403ERL	EARAT592403ERL
-4	2	EAR502404ERL*	—
-4	2	EAR592404ERL	EARAT592404ERL
-6	2	EAR592406ERL	EARAT592406ERL
-8	1	EAR992408ERL	EARAT992408ERL
-10	1	EAR992410ERL	EARAT992410ERL
-12	1	EAR992412ERL	EARAT992412ERL
-16	1	EAR992416ERL	EARAT992416ERL

* Steel part



Straight Female AN Swivel Coupling

Hose End Size	Standard Part No.	Ano-Tuff Part No.
-3	EAR915103ERL	EARAT915103ERL
-4	EAR915104ERL	EARAT915104ERL
-6	EAR915106ERL	EARAT915106ERL
-8, -6	EAR915186ERL	EARAT915186ERL
-8	EAR915108ERL	EARAT915108ERL
-10	EAR915110ERL	EARAT915110ERL
-12	EAR915112ERL	EARAT915112ERL
-16	EAR915116ERL	EARAT915116ERL



45° Female AN Swivel to Female AN Swivel

Hose End Size	Std. Low Profile Part No.	Ano-Tuff Low Profile Part No.	Standard Tube Part No.	Ano-Tuff Tube Part No.
-4	—	—	EAR939204ERL	EARAT939204ERL
-6	EAR939106ERL	EARAT939106ERL	EAR939206ERL	EARAT939206ERL
-8	—	EARAT939108ERL	EAR939208ERL	EARAT939208ERL
-10	—	EARAT939110ERL	—	EARAT939210ERL
-12	—	EARAT939112ERL	—	—



90° Female AN Swivel to Female AN Swivel

Hose End Size	Std. Low Profile Part No.	Ano-Tuff Low Profile Part No.	Std. Tube Part No.	Ano-Tuff Tube Part No.
-3	EAR934103ERL	EARAT934103ERL	EAR935103ERL	EARAT935103ERL
-4	EAR934104ERL	EARAT934104ERL	EAR935104ERL	EARAT935104ERL
-6	EAR934106ERL	EARAT934106ERL	EAR935106ERL	EARAT935106ERL
-8	EAR934108ERL	EARAT934108ERL	EAR935108ERL	EARAT935108ERL
-10	EAR934110ERL	EARAT934110ERL	EAR935110ERL	EARAT935110ERL
-12	EAR934112ERL	EARAT934112ERL	EAR935112ERL	EARAT935112ERL
-16	EAR934116ERL	EARAT934116ERL	EAR935116ERL	EARAT935116ERL



AN Tee Female Swivel on Side

Hose End Size	Standard Part No.	Ano-Tuff Part No.
-3	EAR925103ERL	EARAT925103ERL
-4	EAR925104ERL	EARAT925104ERL
-6	EAR925106ERL	EARAT925106ERL
-8	EAR925108ERL	EARAT925108ERL
-10	EAR925110ERL	EARAT925110ERL
-12	EAR925112ERL	EARAT925112ERL



AN Tee Female Swivel on Run

Hose End Size	Standard Part No.	Ano-Tuff Part No.
-3	EAR926103ERL	EARAT926103ERL
-4	EAR926104ERL	EARAT926104ERL
-6	EAR926106ERL	EARAT926106ERL
-8	EAR926108ERL	EARAT926108ERL
-10	EAR926110ERL	EARAT926110ERL
-12	EAR926112ERL	EARAT926112ERL





AN Female Swivel to Male AN



Hose End Size	Standard 90° Part No.	Ano-Tuff 90° Part No.	Standard 45° Part No.	Ano-Tuff 45° Part No.
-3	EAR921103ERL	EARAT921103ERL	EAR924103ERL	EARAT924103ERL
-4	EAR921104ERL	EARAT921104ERL	EAR924104ERL	EARAT924104ERL
-6	EAR921106ERL	EARAT921106ERL	EAR924106ERL	EARAT924106ERL
-8	EAR921108ERL	EARAT921108ERL	EAR924108ERL	EARAT924108ERL
-10	EAR921110ERL	EARAT921110ERL	EAR924110ERL	EARAT924110ERL
-12	EAR921112ERL	EARAT921112ERL	EAR924112ERL	EARAT924112ERL

Tube Nut

Standard Part No.	Ano-Tuff Part No.	Fitting Size	Tube Size	Qty. Per Pkg.
EAR561803ERL*	—	-3	3/16"	2
EAR581803ERL	EARAT581803ERL	-3	3/16"	2
EAR581804ERL	EARAT581804ERL	-4	1/4"	2
EAR581806ERL	EARAT581806ERL	-6	3/8"	2
EAR981808ERL	EARAT981808ERL	-8	1/2"	1
EAR981810ERL	EARAT981810ERL	-10	5/8"	1

* Steel Part

Tube Sleeve

Standard Part No.	Ano-Tuff Part No.	Quantity Per Pkg.	Fitting Size	Tube Size
EAR561903ERL*	—	2	-3	3/16"
EAR581903ERL	EARAT581903ERL	2	-3	3/16"
EAR561904ERL*	—	2	-4	1/4"
EAR581904ERL	EARAT581904ERL	2	-4	1/4"
EAR561906ERL*	—	2	-6	3/8"
EAR581906ERL	EARAT581906ERL	2	-6	3/8"
EAR981908ERL	EARAT981908ERL	1	-8	1/2"
EAR981910ERL	EARAT981910ERL	1	-10	5/8"

* Steel Part

Caps and Plugs

Fitting Size	Quantity Per Pkg.	Standard Part No.	Ano-Tuff Part No.
AN Caps			
-3	2	EAR592903ERL	EARAT592903ERL
-4	2	EAR592904ERL	EARAT592904ERL
-6	2	EAR592906ERL	EARAT592906ERL
-8	1	EAR992908ERL	EARAT992908ERL
-10	1	EAR992910ERL	EARAT992910ERL
-12	1	EAR992912ERL	EARAT992912ERL
-16	1	EAR992916ERL	EARAT992916ERL
AN Plugs			
-3	2	EAR580603ERL	EARAT580603ERL
-4	2	EAR580604ERL	EARAT580604ERL
-6	2	EAR580606ERL	EARAT580606ERL
-8	1	EAR980608ERL	EARAT980608ERL
-10	1	EAR980610ERL	EARAT980610ERL
-12	1	EAR980612ERL	EARAT980612ERL
-16	1	EAR980616ERL	—

Port Plug with O-Ring

Fitting Size	Quantity Per Pkg.	Standard Part No.	Ano-Tuff Part No.
-6	2	EAR581406ERL	EARAT581406ERL
-8	1	EAR981408ERL	EARAT981408ERL
-10	1	EAR981410ERL	EARAT981410ERL
-12	1	EAR981412ERL	EARAT981412ERL
-16	1	EAR981416ERL	EARAT981416ERL

Straight AN Swivel to Male NPT

Hose End Size	NPT Thread Size	Standard Part No.	Ano-Tuff Part No.
-3	1/8"	EAR916103ERL	EARAT916103ERL
-4	1/8"	EAR916104ERL	EARAT916104ERL
-4	1/4"	EAR916144ERL	EARAT916144ERL
-6	1/8"	EAR916162ERL	EARAT916162ERL
-6	1/4"	EAR916106ERL	EARAT916106ERL
-6	3/8"	EAR916166ERL	EARAT916166ERL
-8	1/4"	EAR916107ERL	EARAT916107ERL
-8	3/8"	EAR916108ERL	EARAT916108ERL
-8	1/2"	EAR916188ERL	EARAT916188ERL
-10	3/8"	EAR916111ERL	EARAT916111ERL
-10	1/2"	EAR916110ERL	EARAT916110ERL
-12	1/2"	—	EARAT916113ERL
-12	3/4"	—	EARAT916112ERL

90° Male AN to Male Swivel NPT

Hose End Size	NPT Thread Size	Standard Part No.	Ano-Tuff Part No.
-6	1/4"	EAR922106ERL	EARAT922106ERL
-6	3/8"	EAR922166ERL	EARAT922166ERL
-8	3/8"	EAR922108ERL	EARAT922108ERL
-8	1/2"	EAR922188ERL	EARAT922188ERL
-10	3/8"	EAR922111ERL	EARAT922111ERL
-10	1/2"	EAR922110ERL	EARAT922110ERL
-12	1/2"	EAR922113ERL	EARAT922113ERL

90° Female AN to Male Swivel NPT

Standard Part No.	Hose End Size	NPT Thread Size
EAR923103ERL	-3	1/8"
EAR923104ERL	-4	1/8"
EAR923106ERL	-6	1/4"
EAR923162ERL	-6	1/8"
EAR923166ERL	-6	3/8"
EAR923108ERL	-8	3/8"
EAR923188ERL	-8	1/2"
EAR923110ERL	-10	1/2"
EAR923111ERL	-10	3/8"

Tee

Hose End Size	NPT Thread Size	Standard Part No.	Ano-Tuff Part No.
NPT Thread On Side			
-3	1/8"	EAR962503ERL*	—
-3	1/8"	EAR982503ERL	EARAT982503ERL
-4	1/8"	EAR982504ERL	EARAT982504ERL
-6	1/4"	EAR982506ERL	EARAT982506ERL
-8	3/8"	EAR982508ERL	EARAT982508ERL
-10	1/2"	EAR982510ERL	EARAT982510ERL
NPT Thread On Run			
-3	1/8"	EAR962603ERL*	—
-3	1/8"	EAR982603ERL	EARAT982603ERL
-4	1/8"	EAR982604ERL	EARAT982604ERL
-6	1/4"	EAR982606ERL	EARAT982606ERL
-8	3/8"	EAR982608ERL	EARAT982608ERL
-10	1/2"	EAR982610ERL	—

* Steel Part



Steel Pipe Thread to AN Adapters Straight

Part No.	Hose End Size	NPT Thread Size
EAR961603ERL	-3	1/8"
EAR961604ERL	-4	1/8"
EAR961644ERL	-4	1/4"
EAR968804ERL*	-4	1/8"

*** 1" Extended Oil Pressure Adapter**



90° Elbow

Part No.	Hose End Size	NPT Thread Size
EAR962203ERL	-3	1/8"
EAR962204ERL	-4	1/8"



Gauge Head Adapters



[EAR968603ERL](#)
Part No.



[EAR968703ERL](#)

Part No.	Description
-3AN Male Fitting To Female	
EAR968603ERL	1/8" NPT, 90°
EAR968703ERL	1/8" NPT, Straight
-4AN Male Fitting To Female	
EAR968604ERL	1/8" NPT, 90°
EAR968704ERL	1/8" NPT, Straight

Aluminum Pipe Thread to AN Adapters

Available in standard blue anodized or Ano-Tuff black hard anodized finish.

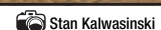
Fitting Size	NPT Size	Standard Straight Part No.	Ano-Tuff Straight Part No.	Standard 45° Elbow Part No.	Ano-Tuff 45° Elbow Part No.	Standard 90° Elbow Part No.	Ano-Tuff 90° Elbow Part No.
-3	1/8"	EAR981603ERL	EARAT981603ERL	EAR982303ERL	—	EAR982203ERL	—
-4	1/8"	EAR981604ERL	EARAT981604ERL	EAR982304ERL	EARAT982304ERL	EAR982204ERL	EARAT982204ERL
-4	1/4"	EAR981644ERL	EARAT981644ERL	EAR982344ERL	EARAT982344ERL	EAR982244ERL	EARAT982244ERL
-4	3/8"	—	EARAT981646ERL	—	—	—	—
-6	1/8"	EAR981662ERL	EARAT981662ERL	EAR982362ERL	EARAT982362ERL	EAR982262ERL	EARAT982262ERL
-6	1/4"	EAR981606ERL	EARAT981606ERL	EAR982306ERL	EARAT982306ERL	EAR982206ERL	EARAT982206ERL
-6	3/8"	EAR981666ERL	EARAT981666ERL	EAR982366ERL	EARAT982366ERL	EAR982266ERL	EARAT982266ERL
-6	1/2"	EAR981668ERL	EARAT981668ERL	EAR982368ERL	EARAT982368ERL	EAR982268ERL	EARAT982268ERL
-8	1/4"	EAR981607ERL	EARAT981607ERL	EAR982307ERL	EARAT982307ERL	EAR982207ERL	EARAT982207ERL
-8	3/8"	EAR981608ERL	EARAT981608ERL	EAR982308ERL	EARAT982308ERL	EAR982208ERL	EARAT982208ERL
-8	1/2"	EAR981688ERL	EARAT981688ERL	EAR982388ERL	EARAT982388ERL	EAR982288ERL	EARAT982288ERL
-10	3/8"	EAR981611ERL	EARAT981611ERL	EAR982311ERL	EARAT982311ERL	EAR982211ERL	EARAT982211ERL
-10	1/2"	EAR981610ERL	EARAT981610ERL	EAR982310ERL	EARAT982310ERL	EAR982210ERL	EARAT982210ERL
-10	3/4"	EAR981609ERL	EARAT981609ERL	EAR982309ERL	—	EAR982209ERL	EARAT982209ERL
-12	1/2"	EAR981613ERL	EARAT981613ERL	EAR982313ERL	EARAT982313ERL	EAR982213ERL	EARAT982213ERL
-12	3/4"	EAR981612ERL	EARAT981612ERL	EAR982312ERL	EARAT982312ERL	EAR982212ERL	EARAT982212ERL
-16	3/4"	EAR981615ERL	EARAT981615ERL	—	—	EAR982215ERL	EARAT982215ERL
-16	1"	EAR981616ERL	EARAT981616ERL	—	—	EAR982216ERL	—
-20	1-1/4"	EAR981620ERL	—	—	—	—	—



Jordan Paulsen



Zach Hansen





Aluminum Pipe Thread Adapters Reducer Pipe Bushing

Part No.	Female Pipe Thread Size	Male Pipe Thread Size
EAR991201ERL	1/8"	1/4"
EAR991202ERL	1/4"	3/8"
EAR991203ERL	1/8"	3/8"
EAR991204ERL	3/8"	1/2"
EAR991205ERL	1/4"	1/2"
EAR991206ERL	1/8"	1/2"
EAR991207ERL	1/2"	3/4"
EAR991208ERL	3/8"	3/4"
EAR991210ERL	3/4"	1"



Female Coupling

Part No.	Pipe Thread Size	Part No.	Pipe Thread Size
EAR991001ERL	1/8"	EAR991004ERL	1/2"
EAR991002ERL	1/4"	EAR991006ERL	3/4"
EAR991003ERL	3/8"		



Male Nipple

Part No.	Pipe Thread Size	Part No.	Pipe Thread Size
EAR991101ERL	1/8"	EAR991104ERL	1/2"
EAR991102ERL	1/4"	EAR991106ERL	3/4"
EAR991103ERL	3/8"		



Internal/External Pipe Thread


90° Part No.	45° Part No.	Pipe Thread Size
EAR991401ERL	EAR991501ERL	1/8"
EAR991402ERL	EAR991502ERL	1/4"
EAR991403ERL	EAR991503ERL	3/8"



90° Elbow

Internal pipe thread.

Part No.	Pipe Thread Size
EAR991601ERL	1/8"
EAR991602ERL	1/4"
EAR991603ERL	3/8"



Tee

Internal pipe thread.

Part No.	Pipe Thread Size
EAR991701ERL	1/8"
EAR991702ERL	1/4"
EAR991703ERL	3/8"



NPT Plugs

Internal wrenching.

Pipe Thread Size	Quantity Per Pkg.	Standard Part No.	Ano-Tuff Part No.
1/16"	2	EAR593201ERL	EARAT593201ERL
1/8"	2	EAR593202ERL	EARAT593202ERL
1/4"	2	EAR593203ERL	EARAT593203ERL
3/8"	2	EAR593204ERL	EARAT593204ERL
1/2"	1	EAR993205ERL	EARAT993205ERL
3/4"	1	EAR993206ERL	—



NPT Hex Head Plug

Pipe Thread Size	Standard Part No.	Ano-Tuff Part No.
1/8"	EAR993301ERL	EARAT993301ERL
1/4"	EAR993302ERL	EARAT993302ERL
3/8"	EAR993303ERL	EARAT993303ERL
1/2"	EAR993304ERL	EARAT993304ERL



Hose Barb to Pipe Thread Adapters

Hose Size	NPT Size	Straight Part No.	45° Part No.	90° Part No.
1/4"	1/8"	EAR984004ERL	—	EAR984204ERL
3/8"	1/4"	EAR984006ERL	EAR984406ERL	EAR984206ERL
1/2"	3/8"	EAR984008ERL	—	EAR984208ERL
5/8"	1/2"	EAR984010ERL	EAR984410ERL	EAR984210ERL
3/4"	3/4"	EAR984012ERL	—	EAR984212ERL



Pressure Gauge Adapters

Part No.	Description
EAR100192ERL	-6 Male to -6 Male, 1/8" NPT in Hex
EAR100193ERL	-6 Male to 1/4" NPT Male, 1/8" NPT in Hex
EAR100194ERL	-6 Male to 3/8" NPT, 1/8" NPT in Hex
EAR100196ERL	-8 Male to -8 Male, 1/8" NPT in Hex
EAR100198ERL	-8 Male to 3/8" NPT, 1/8" NPT in Hex
EAR100199ERL	-6 Male to -6 Female, 1/8" NPT in Hex
EAR100200ERL	-8 Male to -8 Female, 1/8" NPT in Hex
EAR100201ERL	-4 Male to -4 Female, 1/8" NPT in Hex



Fuel Pressure Gauges

Part No.	Description
EAR100189ERL	1/8" NPT Male, Oil Filled
EAR100195ERL	1/8" NPT Male



In-Line Fuel Filters

Blue anodized aluminum fuel filters include sintered bronze 35 micron elements. Filters are 3-1/2" long x 1-1/8" diameter.



Description	Fuel Filter Part No.	Rep. Element Part No.
In-Line Fuel Filter, -6AN Male Ends	EAR230106ERL	EAR230107ERL
In-Line Fuel Filter, -8AN Male Ends	EAR230108ERL	EAR230107ERL

In-Line Fuel And Oil Filters

Billet aluminum fuel and oil filters are fitted with cleanable screen type elements. Blue anodized fuel filters use 85-micron elements, while red anodized oil filter units include 140-micron elements.



Description	Blue Fuel Filter Part No.	Red Oil Filter Part No.
In-Line Filter, -6AN Male Ends	EAR230206ERL	EAR230306ERL
In-Line Filter, -8AN Male Ends	EAR230208ERL	EAR230308ERL
In-Line Filter, -10AN Male Ends	EAR230210ERL	EAR230310ERL

Shut-Off Valves

350 PSI-max valves are ideal for use as emergency fuel shut-off valves, anti-theft devices, or as drain valves.



Part No.	Inlet Size	Outlet Size	Overall Length	Body Material
EAR230501ERL	3/8" NPT Female	3/8" NPT Female	1-3/4"	Chrome Plated Brass
EAR230502ERL	3/8" NPT Female	-6AN Bulkhead	2-3/4"	Red Anodized Aluminum
EAR230503ERL	3/8" NPT Female	-8AN Bulkhead	2-3/4"	Red Anodized Aluminum
EAR230504ERL	1/2" NPT Female	1/2" NPT Female	2-1/4"	Chrome Plated Brass
EAR230505ERL	1/2" NPT Female	-10AN Bulkhead	2-3/4"	Red Anodized Aluminum



Speed-Seal Hose Ends

Hose ends are ideal for use with smooth bore PTFE hose on brake fittings.



Hose Size	Nut Size	Aluminum Part No.	Steel Part No.	Stainless Part No.
Straight				
-3	-3	EAR600133ERL	EAR600103ERL	EAR600193ERL
-4	-4	EAR600134ERL	EAR600104ERL	—
-6	-6	EAR600136ERL	—	EAR600196ERL
90° Non-Adjustable Tube				
-3	-3	—	EAR609103ERL	—
-4	-4	—	EAR609104ERL	—
90° Adjustable Tube				
-3	-3	EAR609233ERL	—	EAR609293ERL

Brake Adapter Fittings

EAR989532ERL



Part No.	Quantity Per Pkg.	Thread Size
EAR581531ERL	2	-3AN to 3/8"-24 I.F. Short
EAR581533ERL	2	-3AN to 3/8"-24 I.F. Long
EAR591932ERL	2	-3AN to 7/16"-24 I.F.
EAR591941ERL	2	-4AN to 7/16"-20 I.F.
EAR591942ERL	2	-4AN to 7/16"-24 I.F.
EAR591972ERL	2	-4AN to 3/8"-24 I.F. Short
EAR591982ERL	2	-4AN to 3/8"-24 I.F. Long
EAR592032ERL	2	-3AN to 10mm x 1.0
EAR592042ERL	2	-4AN to 10mm x 1.0
EAR699030ERL	1	-3AN Replacement Olive for Speed-Seal Hose End
EAR972050ERL	1	Junction Block, Two 3/8"-24 I.F. Ports, One 3/8"-24 Straight on Branch, 1/4" Mtg. Hole
EAR972052ERL	1	Junction Block, Three 3/8"-24 I.F. Ports, 7/16" Mtg. Hole
EAR972054ERL	1	Junction Block "T", 3/8"-24 I.F.
EAR989532ERL	1	-4AN to 3/8"-24 Female I.F.
EAR989534ERL	1	-3AN to Female 10mm x 1.0
EAR989543ERL	1	-3AN to 3/8"-24 Female I.F.
EAR989545ERL	1	-3AN to 10mm x 1.0 I.F.
EAR989548ERL	1	-4AN to 7/16"-24 I.F.
EAR989549ERL	1	-3AN to 7/16"-24 I.F.

Note: I.F. signifies inverted flare fitting.

Banjo Fittings

Part No.	Description	Thread Size	Hole Dia.
EAR977503ERL	Banjo Bolt	3/8"-24	3/8"
EAR977504ERL	Banjo Bolt	7/16"-20	7/16"
EAR977515ERL	Banjo Bolt	10mm x 1.25	10mm
EAR977517ERL	Banjo Bolt	10mm x 1.0	10mm
EAR977520ERL*	Banjo Bolt	10mm x 1.5	10mm
EAR977522ERL	Banjo Bolt	7/16"-24	7/16"
EAR997503ERL	Banjo Bolt, 8mm Tall	3/8"-24 Single	3/8"
EAR997517ERL	Banjo Bolt, 8mm Tall	10mm x 1.0	10mm
EAR997603ERL	Banjo	-3AN	3/8"
EAR997604ERL	Banjo	-4AN	7/16"
EAR997631ERL	Banjo	-3AN	10mm
EAR997634ERL	Banjo	-3AN	7/16"
EAR997641ERL	Banjo	-4AN	10mm
EAR997643ERL	Banjo	-4AN	3/8"



Banjo Bolt



Banjo

* Fits GM metric caliper

Aluminum and Steel Weld Fittings



EAR997110ERL



EAR987108ERL



EAR996702ERL

Aluminum Part No.	Steel Part No.	Size
Male AN		
EAR997104ERL	EAR967104ERL	-4AN
EAR997106ERL	EAR967106ERL	-6AN
EAR997108ERL	EAR967108ERL	-8AN
EAR997110ERL	EAR967110ERL	-10AN
EAR997112ERL	EAR967112ERL	-12AN
EAR997116ERL	EAR967116ERL	-16AN
EAR997120ERL	—	-20AN

Aluminum Part No.	Size
Female AN	
EAR987106ERL	-6AN
EAR987108ERL	-8AN
EAR987110ERL	-10AN
EAR987112ERL	-12AN
EAR987116ERL	-16AN
Female NPT	
EAR996701ERL	1/8" NPT
EAR996702ERL	1/4" NPT
EAR996703ERL	3/8" NPT
EAR996704ERL	1/2" NPT
EAR996706ERL	3/4" NPT

Crush Washers

Required with straight threaded adapter fittings or ports without O-ring relief.

Part No.	Package Qty.	Fitting Size	I.D.
EAR177003ERL	10	-3	3/8"
EAR177004ERL	10	-4	7/16"
EAR177006ERL	10	-6	9/16"
EAR177008ERL	5	-8	3/4"
EAR177010ERL	5	-10	7/8"



O-Rings

Buna N O-rings are compatible with most fuels and lubricants up to 275°F, while Viton O-rings can handle synthetic lubricants, oxygen-bearing fuels, additives, and non-ether brake fluids at temperatures up to 400°F.

Viton Part No.	Buna N Part No.	Package Qty.	Fitting Size
EAR176106ERL	EAR176006ERL	10	-6AN
EAR176108ERL	EAR176008ERL	10	-8AN
EAR176110ERL	EAR176010ERL	5	-10AN
EAR176112ERL	EAR176012ERL	5	-12AN
—	EAR176016ERL	5	-16AN



Stat-O-Seals

Synthetic rubber O-ring is mechanically locked to the I.D. of an aluminum washer. Compresses when tightening, forcing the sealing surfaces around the bolt shank. Temperature range of -85°F to 450°F. Two per pack.

Part No.	Inside Dia.	Part No.	Inside Dia.
EAR178005ERL	5/16"	EAR178009ERL	9/16"
EAR178006ERL	3/8"	EAR178010ERL	5/8"
EAR178007ERL	7/16"	EAR178012ERL	3/4"
EAR178008ERL	1/2"	EAR178014ERL	7/8"



Billet In-Line Distribution Blocks

EAR100160ERL

These Y-blocks are manufactured from billet 6061-T6 aluminum and have a black anodized finish. The compact design with narrow shape and smooth flow path insures maximum flow. One -8AN ORB female port to two -6AN ORB female ports.



Small Block Chevy Remote Oil Filter Adapter Kit

EAR1579ERL

Black anodized billet aluminum adapter fits 1968-2000 small block and 1968-1990 big block Chevy's. Bolts inside OEM filter pocket. Kit includes adapter plate, O-rings, and mounting hardware.





2-1/2" I.D. Coil-Over Springs Coil Springs

Eibach uses the finest quality chrome-silicon steel wire to produce coil springs that are cold-formed on CNC coilers, heat-tempered, shot-peened, pre-set, phosphate-treated, and red powder coated (unless specified) with a durable epoxy finish. All springs are imprinted with the part number, and are guaranteed to remain within 2% of their rate and height for the life of the spring. **Note: Coil-over spring part numbers ending with an "S" have a silver powder-coated finish.**

2-1/2" I.D. COIL-OVER SPRINGS

Rate	14" Tall	12" Tall	10" Tall	8" Tall	7" Tall
90	—	EIB1200-250-0090	—	—	—
100	EIB1400-250-0100	EIB1200-250-0100	—	—	—
110	EIB1400-250-0110	EIB1200-250-0110	—	—	—
120	EIB1400-250-0120	EIB1200-250-0120	—	—	—
125	EIB1400-250-0125S	EIB1200-250-0125	—	—	—
140	—	EIB1200-250-0140	—	—	—
150	EIB1400-250-0150	EIB1200-250-0150	EIB1000-250-0150	EIB0800-250-0150	—
165	EIB1400-250-0165	EIB1200-250-0165	—	—	—
175	EIB1400-250-0175	EIB1200-250-0175	EIB1000-250-0175	EIB0800-250-0175	—
185	—	EIB1200-250-0185	—	—	—
200	EIB1400-250-0200	EIB1200-250-0200	EIB1000-250-0200	EIB0800-250-0200	—
225	EIB1400-250-0225	EIB1200-250-0225	EIB1000-250-0225	EIB0800-250-0225	—
250	EIB1400-250-0250	EIB1200-250-0250	EIB1000-250-0250	EIB0800-250-0250	—
275	—	EIB1200-250-0275	EIB1000-250-0275	EIB0800-250-0275	—
300	EIB1400-250-0300	EIB1200-250-0300	EIB1000-250-0300	EIB0800-250-0300	EIB0700-250-0300
325	—	EIB1200-250-0325	EIB1000-250-0325	EIB0800-250-0325	EIB0700-250-0325
350	EIB1400-250-0350	EIB1200-250-0350	EIB1000-250-0350	EIB0800-250-0350	EIB0700-250-0350
375	—	EIB1200-250-0375	EIB1000-250-0375	EIB0800-250-0375	—
400	—	EIB1200-250-0400	EIB1000-250-0400	EIB0800-250-0400	EIB0700-250-0400
425	—	—	—	EIB0800-250-0425	—
450	—	EIB1200-250-0450	EIB1000-250-0450	EIB0800-250-0450	EIB0700-250-0450
475	—	—	—	EIB0800-250-0475	—
500	EIB1400-250-0500S	EIB1200-250-0500S	EIB1000-250-0500	EIB0800-250-0500	EIB0700-250-0500
550	—	EIB1200-250-0550S	EIB1000-250-0550	EIB0800-250-0550	—
600	EIB1400-250-0600S	EIB1200-250-0600S	EIB1000-250-0600	EIB0800-250-0600	—
650	EIB1400-250-0650S	EIB1200-250-0650S	EIB1000-250-0650	—	EIB0700-250-0650
700	—	—	EIB1000-250-0700	EIB0800-250-0700	—
750	—	—	—	EIB0800-250-0750	—
800	—	EIB1200-250-0800S	EIB1000-250-0800	EIB0800-250-0800	—
900	—	EIB1200-250-0900S	—	—	—

2-1/4" I.D. COIL-OVER SPRINGS

Rate	8" Tall
200	EIB0800-225-0200
225	EIB0800-225-0225
250	EIB0800-225-0250
300	EIB0800-225-0300
350	EIB0800-225-0350
375	EIB0800-225-0375
400	EIB0800-225-0400
450	EIB0800-225-0450
500	EIB0800-225-0500
550	EIB0800-225-0550
600	EIB0800-225-0600
700	EIB0800-225-0700
800	EIB0800-225-0800



2-1/2" I.D. Helper Spring EIBHELPER250

Prevents main spring from becoming loose at full drop.



2-1/2" I.D. Spring Spacer EIBSPACER250

Couples Helper/Tender spring to main spring.



Coil Spring Bags

Durable, lightweight fabric bag installs over coil-over assembly, keeping dirt and debris out. Bag is fully washable and is easily opened for shock and spring adjustments. Sold per pair.

Part No.	Spring Dia.	Coil Spring Length
EIBESB10-250	2.50"	8", 10"
EIBESB12-250	2.50"	10", 12"
EIBESB14-250	2.50"	12", 14"
EIBESB14-500	5.00"	12", 14"



Clayton Rossmann

Stan Kalwasinski

Quarter Midget Springs

Quarter Midget springs, which are 3.5" or 5" tall and have a 1.63" I.D., are manufactured from chrome silicon steel, red powder coated, and imprinted with the part number.

Rate	3.5" Tall	5" Tall
85	EIB0350-163-0085	EIB0500-163-0085
90	—	EIB0500-163-0090
95	—	EIB0500-163-0095
100	—	EIB0500-163-0100
105	—	EIB0500-163-0105
110	EIB0350-163-0110	EIB0500-163-0110
115	EIB0350-163-0115	EIB0500-163-0115
120	EIB0350-163-0120	EIB0500-163-0120
125	—	EIB0500-163-0125
130	EIB0350-163-0130	—
150	EIB0350-163-0150	—





Anti-Friction Engine Treatment

Additive has been tested and proven for over 20 years in gasoline and diesel engines, compressors, power tools, heavy equipment, etc. Product treats and conditions the metal, not the lubricant, and when added, reduces friction and wear between metal components.

Part No.	Description
ERPP001	5-oz. Bottle
ERPP007	8-oz. Bottle
ERPP002	16-oz. Bottle
ERPP003	1-Gallon Jug



Stay Clean ERPP500

Stay Clean provides a clear, non-stick film that protects surfaces from grass, mud, dirt and debris. Sold in a 22-ounce spray bottle.



Citrus Engine Degreaser Plus ERPP019

Versatile cleaner/degreaser features a citrus-based formula and is safe to use on auto parts, tools, machinery, etc. Suitable for use as a tough engine degreaser or gentle, all-purpose cleaner. Rinses completely with water and leaves no residue. Sold in an 18-ounce aerosol can.



G-100 Lithium Grease

High-speed lithium-complex grease provides protection to wheel bearings, slides and other lubrication requirements. Sold in a 14.5-ounce cartridge or 16-ounce tub.

Part No.	Description
ERPP008	14.5-oz. Cartridge
ERPP008T	16-oz. Tub



Gear & Chain Clear Grease ERPP018

High-quality, soluble grease is designed to form a protective barrier against moisture and extreme temperatures. Lubricant is recommended for all types of chains and gears. Helps reduce wear and prevents rust from forming on exposed surfaces. Sold in a 13-ounce aerosol can.



G-200 Synthetic Grease

High-temperature, low-speed synthetic grease is well suited to severe applications including disc brake wheel bearings, universal joints, fan hubs, fifth wheels, etc. Sold in a 14.5-ounce cartridge or 16-ounce tub.

Part No.	Description
ERPP006	14.5-oz. Cartridge
ERPP006T	16-oz. Tub



MuddOFF ERPP600

Breakthrough non-stick product is ready to use and creates a shield that prevents mud and other debris from sticking. Sold in a 22-ounce spray bottle.



Octane Booster ERPP033S

Fuel additive is a highly concentrated MMT lead substitute that also increases the RON octane rating of gasoline. Product helps eliminate harmful pre-ignition caused by low-octane gasoline. Sold in a 16-ounce bottle.



MuddOFF Super Concentrate ERPP601

Popular with circle track and off-road racers, water-soluble non-stick product is safe for use on metal, plastics, paint, and stickers, preventing mud, dirt, and debris from sticking. One quart of concentrate yields three gallons of cleaner. Sold in 32-ounce jug.



Multipurpose Penetrating Lube ERPP010

Lubricant features the metal conditioning technology of Energy Release in a convenient aerosol can. Product guards against rust on exposed metal surfaces, frees bolts and fittings frozen by rust or corrosion. Sold in a 12-ounce aerosol can.



Cutting And Tapping Fluid ERPP011

Superior cutting formula incorporates Energy Release to help tools cut through the hardest materials without distortion or tool wear. Fluid reduces heat and provides superior protection to cutters, drills, taps, reamers, and punches. Sold in a 13.75-ounce aerosol can.





Victor Series 130 GPH Fuel Pumps

Six-valve racing mechanical fuel pumps are compatible with gasoline and flow 130 gallons per hour. Pumps, which deliver 13-14 PSI, feature high-volume 3/8" NPT inlet and outlet ports and a large diaphragm. Pumps are rebuildable. Fuel pressure regulator [EDE8190](#) or [EDE1727](#) is recommended.



Part No.	Description
EDE1711	SB Chevy
EDE1715	SB Ford 289-351W
EDE1727	Fuel Pressure Regulator, Premium
EDE8190	Fuel Pressure Regulator, Standard

Adjustable Fuel Pressure Regulators

Fully machined, aircraft-quality aluminum regulators are fitted with fluorosilicone diaphragms for extended durability. Regulators are available in bypass or non-bypass versions, are compatible with gasoline or methanol and include 1/8" NPT gauge port. Offered for carbureted or EFI applications, regulators are available with boost reference fitting for blow-through, supercharger, turbo, etc. applications. Carbureted regulators are adjustable from 5-10 PSI.



Description	Max. Flow Rate	Red Part No.	Blue Part No.	Black Part No.
Carbureted Fuel Pressure Regulators				
Non-Bypass Regulator, 3/8" Inlet/Outlet Ports	160	—	—	EDE1727
Bypass Regulator, 3/8" Inlet/Outlet/Return Ports	160	EDE174131	EDE174132	EDE174133
Bypass Regulator, -10 Inlet/Outlet, -6 Return, Boost/Ref.	180	EDE174051	EDE174052	EDE174053



Ryan Marshall

Stan Kalwasinski

Victor Series Aluminum Water Pumps

Designed for circle track competition, Victor Series water pumps have an improved impeller entry for increased cooling and equalized flow to both sides of the block. Pumps are black anodized with billet steel fan hubs, 3/4" pilot shafts, heavy-duty ball/roller bearings and auxiliary water outlets for customized plumbing.

Small Block Chevy Circle Track Pump (3/4" Pilot Shaft)

[EDE8816](#)

Fits all 1955-95 small blocks and includes heavy-duty, 3/4" ball/roller bearing. Dimensions from block surface to hub: 5-13/16". -8AN auxiliary fittings at 90° to the block. Inlet diameter: 1.85".



Circle Track Pump (3/4" Pilot Shaft)

[EDE8817](#)

Fits all 1955-95 small blocks and includes heavy-duty, 3/4" ball/roller bearing. Dimensions from block surface to hub: 5-13/16". Pump has a 3/8" NPT at 45° to the block. Inlet diameter: 1.85".



Victor Pro Series [EDE8819](#)

An upgraded version of [EDE8816](#), Victor-Pro water pump includes improvements wanted by many circle track teams and engine builders. Pump incorporates an improved right-side outlet passage, -10AN side water outlet ports, aluminum backplate, marine seal, steel billet hub, 3/4" diameter pilot shaft, and 1.84" inlet diameter.



Fuel Pump Block-Off

[EDE4020](#)

Designed for small block Chevy applications, this black anodized billet aluminum block-off plate features countersunk bolt holes and the Edelbrock E logo. Includes fasteners.



E3 Spark Plugs

E3 Spark Plugs' improved flame travels quickly and grows larger as it approaches the piston. Open electrode directly exposes the flame to the piston during the combustion process, reducing spark travel time. The "forced, edge-to-edge" spark discharge improves upon traditional racing spark plugs with "cut-back" electrodes. **See page 525 for applications.**



ENEOS

THE PERFORMANCE MOTOR OIL™

Gear Oil • GL-5 75W-90

Formulated for use in manual transmissions and non-limited differentials including heavy-duty manual transmissions, axles, and final drives which require API GL-5 and 75W-90 viscosity.

One-Quart Bottle	Case (6) One-Quart Bottles
EN03092-300	EN03092-302



Pro Racing Oil

Developed for extreme racing conditions, Pro Racing Oil uses a unique formulation for maximum performance, including ester for extreme heat protection, MoDTC to reduce friction, and ZDDP for added anti-wear protection. This racing oil offers superior lubrication, power, and engine protection at a broader temperature and RPM range than most racing oils.

Description	One-Quart Bottles	Case (6) One-Quart Bottles
10W-50	EN03802-300	EN03802-302



Street and Track Racing Oil

This fully synthetic Street and Track Racing Oil is formulated from high-quality base stock, MoDTC, and ZDDP additives to protect engines during cold weather start-ups to extreme race track temperatures. Maximum horsepower, oil film retention, and anti-wear protection make this oil suitable for every type of motorsport event, including stock cars, autocross, drifting, and drag cars. Meets API specifications.

Description	One-Quart Bottles	Case (6) One-Quart Bottles
0W-20, API Service SN/RC	EN03901-300	EN03901-302
0W-50, API Service SN	EN03902-300	EN03902-302



Fully Synthetic Motor Oil

Manufactured from 100% synthetic base oil, providing superior thermal and oxidation breakdown resistance. These oils flow better at cold temperatures, reducing wear on critical engine parts at start up. Formulated with a blend of additives that help improve fuel mileage by keeping the engine clean, protecting vital engine parts from wear and reducing internal friction. ENEOS Fully Synthetic Motor Oils exceed the latest API Service SN, ILSAC GF-5 classifications and meet the requirements of Toyota, Honda, and other original equipment manufacturers where an SAE 0W-20, 5W-20, or 5W-30 motor oil is specified.



Part No.	Description
EN03701-300	Dexos 1, 0W-20, One-Quart Bottle
EN03701-301	Dexos 1, 0W-20, Case (12) One-Quart Bottles
EN03701-320	Dexos 1, 0W-20, Five-Quart Jug
EN03701-323	Dexos 1, 0W-20, Case (4) Five-Quart Jugs
EN03701-400	Dexos 1, 0W-20, Six Gallons
EN03703-300	Dexos 1, 5W-30, One-Quart Bottle
EN03703-301	Dexos 1, 5W-30, Case (12) One-Quart Bottles
EN03703-320	Dexos 1, 5W-30, Five-Quart Jug
EN03703-323	Dexos 1, 5W-30, Case (4) Five-Quart Jugs
EN03703-400	Dexos 1, 5W-30, Six Gallons
EN03241-300	5W-20, One-Quart Bottle
EN03241-301	5W-20, Case (12) One-Quart Bottles
EN03241-320	5W-20, Five-Quart Jug
EN03241-323	5W-20, Case (4) Five-Quart Jugs
EN03241-400	5W-20, Six Gallons
EN03251-300	0W-16, One-Quart Bottle
EN03251-301	0W-16, Case (12) One-Quart Bottles
EN03251-400	0W-16, Six Gallons
EN03704-300	5W-40, One-Quart Bottle
EN03704-301	5W-40, Case 12 x One-Quart Bottle
EN03704-320	5W-40, Five-Quart Jug
EN03704-323	5W-40, Case (4) Five-Quart Jugs



Frankland Racing Rear Ends

SPECIAL ORDER ONLY

Call for options and more information.

Rear Covers

Aluminum rear axle covers are offered for popular Superlite and Winters quick changes. Rear cover kits include cover and bearings.

Part No.	Description
FRKKT0840B	Superlite Billet Rear Cover Kit, Thermal Coated
FRKKT0840M	Superlite Rear Cover Only
FRKKT0840MC	Superlite Rear Cover Only, Thermal Coated



FRKKT0840M

Loaded 4.86 Ring and Pinion Assembly **FRKKTRP486**

Assembly includes 4.86 spread bearing, pinion carrier bearing, spread bearing pinion race, posi-lock nut, pinion nut, 1/4"-28 x 5/16" half dog set screw and pinion spacer.



iEquus 8000 Performance Series Gauges

Perfect for street rods or muscle cars, performance gauges feature back-lit white dial faces with orange needles and satin silver aluminum bezels. Offered in 1-1/2", 2" or 2-5/8" diameters, each gauge is sold with required installation hardware.

Part No.	Description
2" Gauges	
EQUE8242	Mechanical Water Temperature, 130°-280°F, 270° Sweep
EQUE8243	Electric Oil Temperature, 100°-280°F, 90° Sweep
EQUE8244	Mechanical Oil Pressure, 0-100 PSI, 270° Sweep
2-5/8" Gauges	
EQUE8434	Mechanical Fuel Pressure, 0-15 PSI, 270° Sweep
EQUE8442	Mechanical Water Temperature, 130°-280°F, 270° Sweep
EQUE8443	Mechanical Oil Temperature, 130°-280°F, 270° Sweep
EQUE8444	Mechanical Oil Pressure, 0-100 PSI, 270° Sweep



EQUE8242



EQUE8243



EQUE8434



Aluminum Series Rod Ends

Lightweight rod ends combine 7075-T6 red anodized aluminum bodies with 52100 hard chrome-plated balls and heat-treated steel alloy races for unsurpassed durability. (Available with a PTFE liner. Add a "T" to the end of the part number).



RH Part No.	LH Part No.	Thread Size	Hole Size	Ult. Static Radial Load
Red				
FKBALJF5	—	5/16"-24	.3125"	7,698
FKBALJM8	FKBALJML8	1/2"-20	.500"	7,698
FKBALJM8T*	—	1/2"-20	.500"	7,698
FKBALRSM8	FKBALRSM8L	5/8"-18	.500"	7,698
FKBALRSM8T*	FKBALRSM8LT*	5/8"-18	.500"	7,698
FKBALRSM8-6	—	5/8"-18	.375"	7,698
Black				
FKBALRSM8B	FKBALRSM8BL	5/8"-18	.500"	7,698

* Signifies rod ends with PTFE liner.

Precision Series Rod Ends

JMX/JMXL three-piece rod ends are made of high-strength alloy with 52100 hard chrome-plated steel balls and heat-treated steel alloy bodies and races. (Rod ends are also available with a PTFE liner. Add a "T" to the end of the part number.)

RH Part No.	LH Part No.	Thread Size	Hole Size	Ult. Static Radial Load
FKBJMX6	FKBJMXL6	3/8"-24	.375"	9,550
FKBJMX7	FKBJMXL7	7/16"-20	.437"	10,290
FKBJMX8	FKBJMXL8	1/2"-20	.500"	16,242



Extra-Strength Heavy-Duty Shank Rod Ends

RSM/RSM8 three-piece rod ends have extra-strength, heavy-duty shanks with low-carbon steel, chromate-treated bodies, hard chrome-plated steel balls, and heat-treated steel alloy races. RSMX/RSMXL rod ends have heat-treated alloy steel bodies.

RH Part No.	LH Part No.	Thread Size	Hole Size	Ult. Static Radial Load
FKBRSM8	FKBRSM8L	5/8"-18	.500"	12,843
FKBRSMX8	FKBRSMXL8	5/8"-18	.500"	31,420



Economy High-Strength Rod Ends

Economical, two-piece CMX/CMXL rod ends have hard chrome-plated 52100 steel ball and heat-treated alloy steel bodies. (Available with a PTFE liner. Add a "T" to the end of the part number.)

RH Part No.	LH Part No.	Thread Size	Hole Size	Ult. Static Radial Load
FKBCM8	FKBCM8L	1/2"-20	.500"	17,000
FKBCM10-8	FKBCM10-8L	5/8"-18	.500"	18,000



Steel Female Rod Ends

Two-piece, metal-to-metal with PTFE liners.

RH Part No.	LH Part No.	Thread Size	Hole Size	Ult. Static Radial Load
FKBCF5	—	10/32"	.3125"	3,934



Steel and Aluminum Jam Nuts

Thread Size	Hex Size	Steel RH	Steel LH	Aluminum RH	Aluminum LH
5/16"-24	1/2"	—	—	FKBAJNR05	FKBAJNL05
3/8"-24	9/16"	FKBSJNR06	FKBSJNL06	FKBAJNR06	—
7/16"-20	11/16"	—	—	FKBAJNR07	FKBAJNL07
1/2"-20	3/4"	FKBSJNR08	FKBSJNL08	FKBAJNR08	FKBAJNL08
5/8"-18	15/16"	FKBSJNR10	FKBSJNL10	FKBAJNR10	FKBAJNL10





PermaTorque Head Gaskets

Gaskets have a wire ring combustion seal inside the stainless steel armor for highly concentrated sealing. The wire ring squeezes the combustion seal between the head and the block three times greater than standard head gaskets. Gaskets are sold individually.


Part No.	Application	Gasket Bore	Nom. Comp. Thick.	Comp. Volume
SB Chevy 1955-97 262, 265, 267, 283, 302, 307, 327, 350, 400				
FEL1003 *	Iron/Aluminum Head Apps., Except Aluminum Blocks, 4.155" Max.	4.166"	.041"	9.1cc
FEL1004 *	Iron/Aluminum Head Apps.	4.190"	.041"	9.2cc
FEL1010 *	Alum. Head Apps. Only, 4.155" Max. Bore	4.166"	.039"	8.9cc
FEL1014	Iron/Aluminum Head Apps.	4.200"	.039"	9.0cc
FEL1034 *	Iron/Aluminum Head Apps.	4.200"	.041"	9.3cc
FEL1036 *	Iron/Aluminum Head Apps., Extra Thick, Extra-Large Bore	4.250"	.051"	11.9cc
FEL1043 *	Small Chamber Aluminum Race/Some Vortec Heads Only	4.080"	.039"	8.2cc
FEL1044	Iron/Alum. Head Apps., Extra Thick	4.200"	.051"	11.2cc
FEL1045 †	Iron/Alum. Head Apps., Severe -Duty Apps.	4.180"	.039"	9.0cc
FEL1094 *	Iron/Aluminum Head Apps., Except 400, Extra Thin	4.100"	.015"	3.2cc

* Gasket does not have steam holes for 400 street operation.

† Requires a precision receiver groove machined in cylinder head.

PermaTorque MLS Head Gaskets

Multi-Layer Steel (MLS) head gaskets withstand the greater combustion chamber pressures of high-output engines. Full-hard stainless steel construction withstands "scrubbing" between the head and block. Strategically placed sealing beads eliminate leak paths, and an extra strong "stopper" layer provides exceptional primary combustion sealing. Selected gaskets listed may also be available in other bore sizes and thicknesses. All gaskets are sold individually.



Part No.	Application	Gasket Bore	Nom. Comp. Thick.	Comp. Volume
SB Chevy 1955-97 262, 265, 267, 283, 302, 307, 327, 350, 400				
FEL1142	Iron/Alum. Head Apps. Inc. 400	4.100"	.040"	9.0cc
FEL1143	Iron/Alum. Head Apps. Inc. 400	4.165"	.040"	9.2cc
FEL1144	Iron/Alum. Head Apps. Inc. 400	4.200"	.040"	9.3cc
FEL1144-2	SB2 With Symmetrical Cooling	4.200"	.041"	9.3cc



Valve Cover Gaskets


Part No.	Application	Material	Thk.
SB Chevy 1955-97 262, 265, 267, 283, 302, 307, 327, 350, 400			
FEL1602	Most Cylinder Heads	Fel-CoPrene Rubber	5/32"
FEL1603	Most Cylinder Heads	Blue Stripe Cork-Rubber	7/32"
FEL1604	All Except 1955-56 Engines	Cork-Lam Cork-Rubber/Steel Core	5/16"
FEL1628	1959-86, Chevy 18°/Brodix -12	Silicone Molded Rubber/Steel Core	1/4"

Full Gasket Sets

Part No.	Description
FEL2802	SB Chevy, 1959-79 283, 302, 327, 350, Sm. Int./Exh. Ports, Includes: Two FEL1003, and One Each Of FEL1256, FEL1444, FEL1603, FEL1803, FEL2702



Oil Pan Gaskets



Part No.	Application	Material	Thk.
SB Chevy 1955-97 262, 265, 267, 283, 302, 307, 327, 350, 400			
FEL1802	1957-74	Thin Front Seal, LH Dipstick	3/32"
FEL1803	1975-79	Thick Front Seal, LH Dipstick	3/32"
FEL1818	1980-85	Thick Front Seal, RH Dipstick	3/32"
FEL1821	Side Rails Trimmed for Stokers	Thin/Thick Seals, LH Dipstick	3/32"
FEL1823	CNC Bow Tie Block	Composite/Steel Core/Silicone	3/32"
FEL1839	"Rocket"/Dart Iron Eagle/GM Med. Deck	Rubber-Coated Fiber/Steel Core	3/32"
FEL1880	1975-79, Side Rails Trimmed for Stokers	Thick Front Seal, LH Dipstick	9/64"
FEL1881	1980-85, Side Rails Trimmed for Stokers	Thick Front Seal, RH Dipstick	9/64"
FEL1882	Side Rails Trimmed for Stokers	Thick Ft. Seal, Straight Side Rails	9/64"
FEL1885	1957-74 1-Piece with Rigid Carrier	Thin Front Seal, LH Dipstick	9/64"
FEL1886	1986-97, Bowtie Short Deck Block	Thick Front Seal, 1-Pc. Rear Seal	9/64"

Rear Main Seals

Rear main seals in silicone, PTFE, or fluoroelastomer. High-vacuum seals are used with crankcase vacuum pumps.

Part No.	Description
SB Chevy 1955-97 262, 265, 267, 283, 302, 307, 327, 350, 400	
FEL2900	1959-85, 2-Pc. Silicone
FEL2909	Special Large O.D. for "Rocket" Block or Align Honed 400, 2-Pc. Fluoroelastomer
FEL2912	1959-85, 2-Pc. Fluoroelastomer, High Vacuum
FEL2919	1986-95, 1-Pc. Premium Material

Exhaust Header Gaskets

Fel-Pro's exhaust header gaskets have a durable perforated steel core for exceptional sealing without blowouts.



Part No.	Application	Port Size
Small Block Chevy 1955-97 262, 265, 267, 283, 302, 305, 307, 327, 350, 400		
FEL1405	Square (Large Race)	1.55" x 1.55"
FEL1406	"D" Shape (Brodix Track 1)	1.53" x 1.63"
FEL1409	Round (Brodix Spread Port) 18°	1.81" Dia.
FEL1445	Raised "D" Port (Brodix -12B/2000)	1.78" x 1.70"
FEL1482	18° Pro Action	1.74" x 1.60"

R.A.C.E. Gasket Sets

Remainder to Assemble Complete Engine (R.A.C.E.) sets include water pump, rear main seal, timing cover seal, timing cover, and fuel pump gaskets.


Part No.	Description
SB Chevy 1955-97 262, 265, 267, 283, 302, 307, 327, 350, 400	
FEL2702	R.A.C.E. Set, 1959-85
FEL2330	Full Circle Timing Cover Gasket Only, Fits Gear Drives and 1-pc. Timing Covers
FEL2335	Timing Cover Gasket Only, Steel Core

SB Chevy Water Pump To Block Gaskets FEL5152



Quick Change Gasket FEL2303


1/32" steel core gasket fits most 10-bolt cover quick changes.





Intake Manifold Gaskets

Fel-Pro intake manifold gaskets are available for a variety of engines and are sold in sets, however, many are also available in bulk (10 sets). Order bulk by adding a "B" to the end of the part number. Bulk gaskets are sold without end seals and distributor gaskets.



Part No.	Application	Material Construction	Port Size	Thickness
SB Chevy 1955-97 262, 265, 267, 283, 302, 307, 327, 350, 400				
FEL1205	Stock Or Small Race Port	Standard Printoseal	1.28" x 2.09"	.060"
FEL1205S-3	Stock/Small Race Port	Steel Core	1.28" x 2.09"	.065"
FEL1206	Medium Race Port	Standard Printoseal	1.31" x 2.21"	.060"
FEL1206S-3	Medium Race Port	Steel Core	1.31" x 2.21"	.065"
FEL1207	Large Race Port	Standard Printoseal	1.38" x 2.28"	.060"
FEL1209	Extra Large Race Port	Standard Printoseal	1.38" x 2.38"	.060"
FEL1245	Trim to Fit (Largest Port Size Listed)	Standard with Coating	1.25" x 1.90"	.120"
FEL1254	Chevy 18° Split Valley Cover Gasket	Standard with Coating	N/A	.060"
FEL1254-1	Chevy 18° Split Valley Cover Gasket	Standard with Coating	N/A	.030"
FEL1263	Raised Runner Pontiac/Chevy "867" Head	Standard with Coating	1.31" x 2.02"	.060"
FEL1266	Medium Race Port	Standard with Coating	1.31" x 2.21"	.120"
FEL1267	Large Race Port	Standard with Coating	1.38" x 2.28"	.120"
FEL1277	Chevy 18° High Port	Standard Uncoated	1.25" x 2.15"	.030"
FEL1278	Chevy 18° High Port	Standard Uncoated	1.25" x 2.15"	.045"
FEL1278S	Chevy 18° High Port	Steel Core	1.25" x 2.15"	.045"
FEL1282	Chevy 18° High Port	Standard Uncoated	1.25" x 2.15"	.060"
FEL1282S	Chevy 18° High Port	Steel with Coating	1.25" x 2.15"	.060"
FEL1283	Chevy 18° High Port	Standard	1.25" x 2.15"	.090"



6000 Series Competition Valves

Valves work well with high valve spring pressures and roller cams for reliable performance at an affordable price. After a two-step forging process, the EV8 stainless steel intake and exhaust valves are heat-treated and stress-relieved. Valves have hard-chromed stems, swirl polished heads, and friction-welded tips. Sold in sets of eight unless specified. For a single valve replace -8 with a -1.



Competition Plus Valves

Aerospace alloys, including EV8-Z18, provide high tensile strength while a two-step forging process maintains proper grain flow and correct material structure. Small block Chevy valves listed are heat-treated and stress-relieved. Each valve design undergoes flow bench testing to determine optimum flow and velocity. Sold in sets of eight. To order a single valve, replace the -8 with a -1.



Part No.	Type	Head Size	Stem Dia.	Overall Length	Description
Small Block Chevy					
FERF6107-8	Exh.	1.500"	11/32"	4.960"	12° Flo, Stock/+ .050"
FERF6144-8	Exh.	1.500"	11/32"	5.010"	12° Super Flo, +.050"/+.100"
FERF6100-8	Exh.	1.600"	11/32"	4.960"	12° Super Flo Stock/+ .050"
FERF6108-8	Exh.	1.600"	11/32"	4.960"	12° Flo. Stk./+.050"
FERF6104-8	Exh.	1.600"	11/32"	5.010"	12° Super Flo +.050"/+.100"
FERF6145-8	Exh.	1.600"	11/32"	5.010"	12° Flo +.050"/+.100"
FERF6202-8	Exh.	1.600"	11/32"	5.060"	20° Semi Tulip Super Flo +.100"
FERF6147-8	Exh.	1.600"	11/32"	5.160"	12° Super Flo-Brodix/+ .200"
FERF6102-8	Int.	1.940"	11/32"	4.960"	12° Super Flo, Stock/+ .050"
FERF6142-8	Int.	1.940"	11/32"	5.010"	12° Super Flo, +.050"/+.100"
FERF6101-8	Int.	2.020"	11/32"	4.960"	12° Super Flo Stock/+ .050"
FERF6103-8	Int.	2.020"	11/32"	5.010"	12° Super Flo +.050"/+.100"
FERF6208-8	Int.	2.020"	11/32"	5.060"	12° Super Flo +.100"
FERF6206-8	Int.	2.020"	11/32"	5.160"	12° Super Flo/Canfield +.200"
FERF6105-8	Int.	2.055"	11/32"	4.960"	12° Super Flo Stock/+ .050"
FERF6114-8	Int.	2.055"	11/32"	5.010"	12° Super Flo +.050"/+.100"
FERF6207-8	Int.	2.055"	11/32"	5.060"	12° Super Flo +.100"
FERF6115-8	Int.	2.080"	11/32"	4.960"	12° Super Flo Stock/+ .050"
FERF6116-8	Int.	2.080"	11/32"	5.010"	12° Super Flo +.050"/+.100"
FERF6203-8	Int.	2.080"	11/32"	5.060"	12° Super Flo +.100"
FERF6164-1	Int.	2.080"	11/32"	5.160"	12° Super Flo/Canfield/+ .200"

Part No.	Type	Head Size	Stem Dia.	Overall Length	Description
Small Block Chevy					
FERF1100PQ-8	Exh.	1.600"	11/32"	4.960"	14° Super Flo, Stock/+ .050"
FERF1476P-8	Exh.	1.600"	11/32"	4.960"	12° Super Flo, Stock/+ .050"
FERF1102PQ-8	Exh.	1.600"	11/32"	5.010"	14° Super Flo, +.050"/+.100"
FERF1148PQ-8	Exh.	1.600"	11/32"	5.060"	14° Super Flo, +.100"
FERF1187P-8	Exh.	1.600"	11/32"	5.060"	19° Tulip Super Flo, +.100"
FERF1140PQ-8	Exh.	1.600"	11/32"	5.160"	14° Super Flo, Bro./Pont., +.200"
FERF1108P-8	Exh.	1.625"	11/32"	5.060"	20° Tulip Super Flo, +.100"
FERF1128PQ-8	Exh.	1.625"	11/32"	5.160"	14° Super Flo, Bro./Pont., +.200"
FERF1257P-8	Exh.	1.625"	11/32"	5.560"	14° Super Flo/Dart/Brodix 18°/+ .600"
FERF1115P-8	Int.	2.020"	11/32"	4.960"	12° Super Flo, Stock/+ .050"
FERF1112P-8	Int.	2.055"	11/32"	5.010"	12° Super Flo, +.050"/+.100"
FERF2252P-8	Int.	2.055"	11/32"	5.060"	14° Super Flo, +.100"
FERF1114P-8	Int.	2.080"	11/32"	5.010"	12° Super Flo, +.050"/+.100"
FERF1147P-8	Int.	2.080"	11/32"	5.060"	12° Super Flo, +.100"
FERF1139P-8	Int.	2.080"	11/32"	5.160"	12° Super Flo, Bro./Pont., +.200"



Magneto 90° Wire Sets

Manufactured with high-quality 8.2mm Taylor Thunder-Volt 50 suppression core wire. With only 40 ohms per foot, this wire will work with SuperMags, SprintMags, and Vertex mags where tachometers, data loggers and other noise sensitive equipment is used, while keeping voltage output to the plug as high as possible. These sets are constructed with the 90° plug ends assembled, allowing the HEI-style magneto ends to be terminated at the required custom length. Available in either red or black.



Part No.	Description
FIESUPP90-B	8.2mm 90° Suppression, Black
FIESUPP90-R	8.2mm 90° Suppression, Red

Magneto Timer

FIETIMER

Bright LED indicators show both open and closed status. More than the "traditional buzz box", this unit measures the change of inductance in the magneto circuit when the points open or close. Kit includes 9-volt battery. Anodized aluminum case measures 3/4" x 3" x 5".



Waterproof Kill Switch

FIWPSWITCH

This 20-amp rated (on-off) switch is dipped in a rubber-like compound. This process totally seals the entire switch, 15/32" diameter mounting stud, and 14-gauge wire leads from water and dirt.



Mallory • SprintMag • SuperMag • ProMag Replacement Parts



Part No.	Description
SprintMag Plus/ SprintMag	
FIE25758M	Point Set, Four and Eight Cylinder
FIE28103A	Advance Lock-Out Coupler Four-Pin Drive
FIE29426PD	Bronze Distributor Gear with Pre-Drilled Hole, .491 Shaft Right Hand Rotation
SprintMag Plus/ SprintMag II	
FIE205XB	Black Cap
FIE28005A	0.36 uf Condenser
FIE28900A	Coil Transformer, Red
FIE28995	Rotor, Small Cap Right-Hand Rotation
SprintMag	
FIE28861	Four-Foot Coil Harness



Jake Swanson

Mike Reusche

FireAde®

Fireade

The most complete and user-friendly firefighting agent in the world provides the simplicity of using a single product to extinguish multiple classifications of fires. FireAde is a true Class A and B fire extinguishing agent and eliminates issues associated with Class B foams. Will not clog, gum, or corrode systems or equipment, and has an unlimited shelf life. Sold in 10-oz., 16-oz., or 30-oz. aerosol cans.

Part No.	Description
FIR10FA2K	10-oz. Aerosol Can
FIR16FA2K	16-oz. Aerosol Can
FIR30FA2K	30-oz. Aerosol Can NEW!
Related Accessories	
FIR160ZFSU-BRK	Wall-Mount FireAde Bracket, Holds 16- or 30-oz. Cans NEW!
FIRCANH	Magnetic FireAde Holder NEW!
FIRHOLSTER-BC-10	Belt-Clip Holster, Holds 10-oz. Can NEW!





Fire Suppression Systems

Fire is one of the most terrifying dangers of racing. Strike back with Firebottle. A quick pull of a cable or push of a button, and Firebottle quickly discharges clean, electrically non-conductive, fire-quenching NASCAR-approved Dupont FE36. Systems include mounting bracket, engine and cockpit nozzles, stainless steel PVC-lined cable, and anodized actuating head. All bottles are DOT-approved.

Part No.	Description	Chemical	Cylinder Material	Total Weight	Unit Length	Unit Dia.
Pull/Cable Activated Systems						
SAFPRC-251 *	2.5 lb. Manual	Dupont FE36	Aluminum	5 lbs.	13-1/4"	3"
SAFPRC-500	5 lb. Manual	Dupont FE36	Aluminum	9 lbs.	17-1/2"	4"
SAFPRC-510	5 lb. Manual	Dupont FE36	Aluminum	9 lbs.	16-3/4"	4-1/4"
SAFPRC-1010	10 lb. Manual	Dupont FE36	Aluminum	15 lbs., 4 ozs.	18-1/4"	5-1/4"

* Not SFI rated



Replacement Components for Fire Suppression Systems

Part No.	Description
SAFAH	Activating Head, Pull/Cable Activated Top
SAF5CA	4' Replacement Cable
SAF15CA	15' Replacement Cable
SAFNO	Aluminum Nozzle
SAFPRC-500S	Spare Bottle for RC500/RC501 Filled with Dupont FE36
SAFPRC-1000S	Spare Bottle for RC1000/RC1001 Filled with Dupont FE36
SAFSTK5	Tubing Kit, Steel
SAFTK5	Spare Fitting and Tubing Kit, Aluminum
SAFTK10	Tubing Kit with Three Nozzles



Custom Pop-Up Tents

The ultimate method to provide shade and shelter. Canopies combine lightweight, durable aluminum hardware with attractive black, fire-retardant and weather-resistant top covers. User-friendly design allows quick, easy set-up with telescopic legs that snap into place with the click of a button. Optional wheeled canopy bag to ease transport may be purchased separately. Canopies may also be ordered with top covers featuring custom graphics.

Description	Canopy Part No.	Weight	Dimensions	Wheeled Canopy Bag Part No.	Replacement Components Part No.	Top Frame Part No.
10' x 10'	FAC30001	52 lbs.	120" W. x 120" D. x 137" H.	FAC90020	FAC10001	FAC20001
10' x 15'	FAC30011	58 lbs.	180" W. x 120" D. x 137" H.	FAC90021	FAC10011	FAC20011
10' x 20'	FAC30021	68 lbs.	240" W. x 120" D. x 132" H.	FAC90022	FAC10021	FAC20021



Canopy Weights [FAC90013](#)

Recommended addition when canopy is exposed to windy conditions. Pack of (4) weights.

Custom Pop-Up Tent Accessories

- Double-Sided Back Wall
- Double-Sided Side Skirts
- 14' Teardrop Or 15' Feather Flags
- Premium X Base With Weight Bag
- Premium Wheeled Carry Bag



Wall Kits For Custom Pop-Up Tents

Designed to keep out dust, dirt, bright sunlight, and even prying eyes, Wall Kit provides full enclosure of a Factory Canopy. Convenient center zipper provides access. Black only.



Part No.	Description
FAC40001-KIT	Wall Kit For 10' x 10' Canopy
FAC41001-KIT	Wall Kit For 10' x 15' Canopy
FAC42001-KIT	Wall Kit For 10' x 20' Canopy



Single Wire Timing Light FLAFR1001

Timing light from Flaming River uses two D-cell batteries to eliminate annoying battery leads. Convenient, single-wire inductive pickup and brilliant Xenon bulb allow precise timing, even in direct sunlight. Lens area is surrounded by an impact-absorbing rubber guard.



40 Series Delta Force® FL053545-10

Aluminized steel alcohol race muffler with 3-1/2" inlet/3" outlet. Offset format with same side out for straight line installation. Aggressive sound.



Fluid Transfer Systems

A safe, quick, and effective method of pumping or drawing gasoline, alcohol, or oil at a rate of up to five gallons per minute. Transfer liquids from utility jugs, fuel tanks, cells, etc. Fluid transfer systems are offered in 10- or 15-gallon versions.



Part No.	Description
FLF10010	10-Gallon System, Includes Pump System (FLF30301), (2) Red 5-Gallon Utility Jugs and Heavy-Duty, 200-lb. Capacity Cart with Telescoping Handle (FLF60602-K).
FLF10027R	15-Gallon System, Includes Pump System (FLF30302), (2) Red 7.5-Gallon Utility Jugs (FLF75001) and Fold-Up, 200-lb. Capacity Cart with Telescoping Handle (FLF60602-K).
Replacement Components	
FLF60602-K	Fold-Up 200 Lb. Capacity Cart
FLF75001	7-1/2 Gallon Utility Jug, Red

Jug Funnel Kit Assembly FLF40410

One-piece cap and funnel assembly may be used with virtually any 5-, 7.5-, or 15-gallon utility jugs. Round 10" diameter funnel allows transferring liquid from one jug to another in seconds



Non-Splash Funnel And Flexible Hose FLF40430

Large 9" diameter oval funnel includes a rolled lip to prevent spills and a flexible filler tube. Funnel features a built-in 40-micron filter.



Pump Supply Systems

Transfer fuel, oil, etc. quickly, safely, and effectively from utility jugs or large drums. Pump supply systems are offered to transfer liquids from 5 or 7.5 gallon utility jugs, or 55 gallon drums.

Part No.	Description
FLF30301	Pump Supply System, Fits 5 Gallon Utility Jugs
FLF30302	Pump Supply System, Fits 7.5 Utility Jugs
System Accessories	
FLF80803	Draw Tube Extension, Adapts Pump Supply System to 15-Gallon Utility Jug



Professional Model Drum Pump FLF51505

Professional Model pump allows transferring up to 8 gallons per minute in either direction from 7.5- or 15-gallon utility jugs and standard barrels. Pump is manufactured using a Ryton pump body that is fitted with Viton/PTFE seals, stainless steel hardware, steel shaft, aluminum handle, and premium 3/4" x 1" hose. Sold complete with tether line with clamp and plug, and static line.



Compact Fold Flat Cart FLF60601

Heavy-duty fold-flat cart transports (1) 7.5 or (1) 10.5-gallon container. Includes telescoping handle and retention strap.



Pour Spouts

Pour spouts attach directly to all large mouth utility jugs. Includes cap, hose, and tether plug.

Part No.	Description
FLF70715	3/4" ID, 1" OD
FLF70720	1" ID, 1.25" OD






Sprint Car Triple-Pass Radiator

FSR6291T2-JJ

Runs 50-70 degrees cooler than standard double-pass radiators. Designed specifically for 305 and crate Sprint Cars. Four -10AN O-ring female ports. Requires 1" cap.



Part No.	Description
FSR6291T2-JJ	19-3/4" W x 19" H x 3" D, 1-1/2" Lower Hose, Tray Included. Drop-in Style, Needs Tray for Mounting
FSR6291T2	20-1/2" W x 19-3/4"H x 3" D, 1-1/2" Quick Fastener to Frame for Quick Mounting Lower Hose

Sprint Car Radiator

Furnace-brazed, 100% pressure-tested aluminum sprint car radiators are double-pass style and mount directly to the sprint car chassis or engine. Radiators have two -6AN and two -8AN fittings.

Part No.	Description
FSR1105-2	Mounted
FSR6291	Chassis Mount



Mini Sprint Radiator

FSR78302-2

Custom-fabricated lightweight aluminum Mini Sprint radiator is 17" x 12", includes a two-row core and cage mount design.



Mobile Bleeder Tank

FSR122853

TIG-welded aluminum bleeder tank includes pressure gauge, built-in carrying handle, and tray. Tank sets regular and diaphragm axle bleeders perfect every time.



Sprint Lower Radiator Hose

FSR20703

Tired of searching for the right hose to fit your sprint car application? Molded lower radiator hose fits perfectly, without any cutting or fitting. Fits small block Chevy.



305 Sprint Lower Radiator Hose

FSR3364

305 Sprint lower radiator hose has 1-1/2" x 1-3/4" ends. Manufactured from silicone for maximum durability.



Engine Block Heater

FSR120832

A safe, easy, inexpensive way to preheat your engine. Each kit includes a left and right side, and a pair of power cords.



Direct-Mount Sprint Car Toe Plates

Direct-mount toe plates attach directly to the wheel center, allowing quick, accurate toe measurements. Sold in pairs.



Sprint Car Teardown Cart

FSR7710B

Get those parts off the floor and keep them organized. Have everything to build a new car at your finger tips. Black powder coated.



The photo is only representing the product because the product is stocked in black.



Justin Grant



Mike Reusche



Flex-Wave Electric Fans **NEW!**

More efficient than conventional S-blade or straight-blade fans, they deliver up to 25% more air flow. May be used to replace an existing belt-driven fan for added horsepower or used as an auxiliary unit. Most may be reversed by flipping blade and reversing wiring polarity. Includes mounting rod kit.



Part No.	Size	CFM	Amp Draw
12" Pusher/Puller			
FLE116542	13" x 12" x 3-1/2"	1325	8
14" Pusher/Puller			
FLE104364	14-3/4" x 14-1/4" x 3-1/2"	1900	9.5

Low-Profile S-Blade Electric Fans

More efficient than traditional flat and angled fan blades, S-blade fans move 1,250 CFM and are available in "puller" or "pusher" versions with adjustable thermostat and A/C relay.



Part No.	Size	CFM	Thermostat	Bracket
Puller				
FLE105400	13-1/2" x 15" x 2-5/8"	1,250	160°-240°	Universal
FLE116550	13-1/2" x 15" x 2-5/8"	1,250	None	Universal
Pusher				
FLE104726	13-1/2" x 15" x 2-5/8"	1,250	160°-240°	Universal

Flex-A-Chill FLE113168

Designed to produce 2,600 CFM and only draw 2.7 amps, this air mover is great for race trailers, garages, and dyno cells. Manufactured from durable polyethylene with variable speed control and includes a 16' power cord. Mounted on an integrated stand, the fan body can be easily rotated to change airflow direction. Weighs 27-1/2 lbs.



1000 Airmover FLE100589

Cool race cars quickly between rounds with the 1000 Airmover. Lightweight and portable electric fan features a multi-position design that can direct 900 CFM of air flow where it's needed. Low 2-amp power draw prevents over-taxing trailer circuits or generator.



Electric Fan Accessories

Part No.	Description
FLE117768	Plastic Rod Mounting Kit
FLE107006	Adjustable Temperature Sender (Fan Activation)



Coil-Over Kit FOX803-02-071

Engineered for use with 2-1/2" I.D. coil springs, kit may be used with all Fox steel-body shock absorbers. **Note: When using 5.0" O.D. springs, Allstar Performance 64185 or Howe 30203 coil-over adapter should be used with FOX803-02-062.**



Part No.	Description
FOX038-01-007-A	Coil-Over Kit Retaining Ring

Shock Fill Tool FOX803-00-894

Required to properly fill Fox seal screw-type shock absorbers.



JM92 Advanced Suspension Fluid

Specially formulated shock absorber fluid is engineered to provide consistent and predictable performance over a temperature range -70°F to 400°F. Proprietary fluid is sold in quarts or gallons.



Part No.	Description
FOX025-03-011	1 Quart
FOX025-03-012	1 Gallon



Shock Absorbers
SPECIAL ORDER ONLY
Call for options and more information.

Race-Rite Reusable P.T.F.E. Hose Ends **NEW!**

Race-Rite hose ends feature an enlarged I.D. for improved flow, while the double-swivel design allows for clocking during installation. For use with Race-Rite or Race-Rite Pro hose. Black, hard coat anodized finish.

Hose Size	Part No.	Hose Size	Part No.
Straight			
-6	FRG2500106	-6	FRG2509006
-8	FRG2500108	-8	FRG2509008
-10	FRG2500110	-10	FRG2509010
-12	FRG2500112	-12	FRG2509012
30°			
-6	FRG2503006	-6	FRG2512006
-8	FRG2503008	-8	FRG2512008
-10	FRG2503010	-10	FRG2512010
-12	FRG2503012	-12	FRG2512012
45°			
-6	FRG2504506	-6	FRG2515006
-8	FRG2504508	-8	FRG2515008
-10	FRG2504510	-10	FRG2515010
-12	FRG2504512	-12	FRG2515012
60°			
-6	FRG2506006	-6	FRG2518006
-8	FRG2506008	-8	FRG2518008
-10	FRG2506010	-10	FRG2518010
-12	FRG2506012	-12	FRG2518012

Replacement Olives

Designed for use exclusively with Race-Rite P.T.F.E. hose ends. Sold each.

Part No.	Description
FRG2500006	-6AN
FRG2500008	-8AN
FRG2500010	-10AN
FRG2500012	-12AN



Race-Rite Direct-Fit Crimp-On Hose End **NEW!**

Low-profile Race-Rite Direct-Fit hose ends help shave valuable inches in tight applications. Hose ends utilize a crimp collar that threads onto the body, helping to ensure a perfect, concentric crimp. Double-swivel design eases installation and desired routing. Hard coat, black anodized finish.

Hose Size	Thread	Part No.
30°		
-10	7/8"-14 (-10)	FRG2603010-RAD
-12	1-1/16"-12 (-12)	FRG2603012-RAD
45°		
-10	7/8"-14 (-10)	FRG2604510-RAD
-12	1-1/16"-12 (-12)	FRG2604512-RAD
60°		
-10	7/8"-14 (-10)	FRG2606010-RAD
-12	1-1/16"-12 (-12)	FRG2606012-RAD
90°		
-10	7/8"-14 (-10)	FRG2609010-RAD
-12	1-1/16"-12 (-12)	FRG2609012-RAD
120°		
-10	7/8"-14 (-10)	FRG2612010-RAD
-12	1-1/16"-12 (-12)	FRG2612012-RAD
150°		
-10	7/8"-14 (-10)	FRG2615010-RAD
-12	1-1/16"-12 (-12)	FRG2615012-RAD
180°		
-10	7/8"-14 (-10)	FRG2618010-RAD
-12	1-1/16"-12 (-12)	FRG2618012-RAD



Race-Rite Crimp-On Hose Ends **NEW!**

Fittings combine the benefits of a larger I.D. for maximum fluid flow with a double-swivel design that eases hose routing and installation. Included collar threads onto the hose end, delivering a secure crimp. For use with Race-Rite or Race-Rite Pro hose. Fittings are black, hard coat anodized.

Hose Size	Part No.	Hose Size	Part No.
Straight			
-4	FRG2600104	-4	FRG2609004
-6	FRG2600106	-6	FRG2609006
-8	FRG2600108	-8	FRG2609008
-10	FRG2600110	-10	FRG2609010
-12	FRG2600112	-12	FRG2609012
-16	FRG2600116	-16	FRG2609016
30°			
-6	FRG2603006	-6	FRG2612006
-8	FRG2603008	-8	FRG2612008
-10	FRG2603010	-10	FRG2612010
-12	FRG2603012	-12	FRG2612012
-16	FRG2603016	-16	FRG2612016
45°			
-4	FRG2604504	-6	FRG2615006
-6	FRG2604506	-8	FRG2615008
-8	FRG2604508	-10	FRG2615010
-10	FRG2604510	-12	FRG2615012
-12	FRG2604512	-16	FRG2615016
60°			
-6	FRG2606006	-6	FRG2618006
-8	FRG2606008	-8	FRG2618008
-10	FRG2606010	-10	FRG2618010
-12	FRG2606012	-12	FRG2618012
-16	FRG2606016	-16	FRG2618016

Race-Rite Hose **NEW!**

Top-of-the-line Race-Rite hose uses an enlarged inner diameter and conductive smooth-bore P.T.F.E. core for maximum fluid flow. A convoluted exterior and black Aramid braided cover provide superior durability. Compatible with all fluids. Hose has an operating range of -65° to 500°F.



Hose Size	Hose I.D.	Hose O.D.	3' Part No.	6' Part No.	10' Part No.	15' Part No.	20' Part No.
-4	1/4"	.360"	FRG2700304	FRG2700604	FRG2701004	FRG2701504	FRG2702004
-6	3/8"	.520"	FRG2700306	FRG2700606	FRG2701006	FRG2701506	FRG2702006
-8	1/2"	.655"	FRG2700308	FRG2700608	FRG2701008	FRG2701508	FRG2702008
-10	5/8"	.820"	FRG2700310	FRG2700610	FRG2701010	FRG2701510	FRG2702010
-12	3/4"	.950"	FRG2700312	FRG2700612	FRG2701012	FRG2701512	FRG2702012
-16	1"	1.250"	FRG2700316	FRG2700616	FRG2701016	FRG2701516	FRG2702016

Race-Rite Pro Hose **NEW!**

Similar to standard Race-Rite hose but with the addition of an externally wound spiral wire that increases flexibility, ideal in dry sump or high-vacuum applications. Large-bore PTFE core delivers exceptional flow, while remaining compatible with all fluids, including ethanol-type fuels. Operating range is -65° to 500°F.



Hose Size	Hose I.D.	Hose O.D.	3' Part No.	6' Part No.	10' Part No.	15' Part No.	20' Part No.
-6	3/8"	.520"	FRG2710306	FRG2710606	FRG2711006	FRG2711506	FRG2712006
-8	1/2"	.655"	FRG2710308	FRG2710608	FRG2711008	FRG2711508	FRG2712008
-10	5/8"	.820"	FRG2710310	FRG2710610	FRG2711010	FRG2711510	FRG2712010
-12	3/4"	.950"	FRG2710312	FRG2710612	FRG2711012	FRG2711512	FRG2712012
-16	1"	1.250"	FRG2710316	FRG2710616	FRG2711016	FRG2711516	FRG2712016

Series 2000 Pro-Flow Hose Ends

Pro-Flow hose ends utilize a single nipple design, which allows the socket to draw the hose over a long, tapered single nipple, effectively sealing the hose between the inside of the socket and the outside of the nipple. Hose ends are easily re-used because there is no sliver of cut hose to remove before installing the fitting on a new length of hose. Fittings are available in black or blue/red anodized finishes.

Hose Size	Black Part No.	Blue/Red Part No.
Straight		
-4	FRG220104-BL	FRG220104
-6	FRG220106-BL	FRG220106
-8	FRG220108-BL	FRG220108
-10	FRG220110-BL	FRG220110
-12	FRG220112-BL	FRG220112
-16	FRG220116-BL	FRG220116
30°		
-4	FRG223004-BL	—
-6	FRG223006-BL	FRG223006
-8	FRG223008-BL	FRG223008
-10	FRG223010-BL	—
-12	FRG223012-BL	FRG223012
-16	FRG223016-BL	—
45°		
-4	FRG224504-BL	FRG224504
-6	FRG224506-BL	FRG224506
-8	FRG224508-BL	FRG224508
-10	FRG224510-BL	FRG224510
-12	FRG224512-BL	FRG224512
-16	FRG224516-BL	FRG224516



Hose Size	Black Part No.	Blue/Red Part No.
60°		
-4	FRG226004-BL	—
-6	FRG226006-BL	FRG226006
-8	FRG226008-BL	FRG226008
-10	FRG226010-BL	FRG226010
-12	FRG226012-BL	FRG226012
-16	FRG226016-BL	—
90°		
-4	FRG229004-BL	FRG229004
-6	FRG229006-BL	FRG229006
-8	FRG229008-BL	FRG229008
-10	FRG229010-BL*	FRG229010
-12	FRG229012-BL	FRG229012
-16	FRG229016-BL	FRG229016
120°		
-4	FRG231204-BL	FRG231204
-6	FRG231206-BL	FRG231206
-8	FRG231208-BL	FRG231208
-10	FRG231210-BL	FRG231210
-12	FRG231212-BL	FRG231212
-16	FRG231216-BL	—

* Also available with attached radiused fitting; simply add "RAD" to part no.



Hose Size	Black Part No.	Blue/Red Part No.
150°		
-4	FRG231504-BL	—
-6	FRG231506-BL	FRG231506
-8	FRG231508-BL	—
-10	FRG231510-BL	FRG231510
-12	FRG231512-BL	FRG231512
-16	FRG231516-BL	—
180°		
-4	FRG231804-BL	FRG231804
-6	FRG231806-BL	FRG231806
-8	FRG231808-BL	FRG231808
-10	FRG231810-BL	FRG231810
-12	FRG231812-BL	FRG231812
-16	FRG231816-BL	—



Premium Black Nylon Race Hose

Designed for use with FPS Series 2000 hose ends and FPS sport-crimp hose ends, black nylon race hose incorporates a synthetic rubber core that has an operating range of -40°F to 300°F and up to 500 PSI of working pressure, allowing for use with most oils, coolants, and fuels. Lightweight and durable, braided nylon hose is reinforced with a single braid of bright corrosion-resistant 302 stainless steel wire braid for added strength. **Note: Hose is not intended for use with 3000 Series hose ends.**



AN Size	Hose I.D.	Working Pressure	Vacuum Rating	Min. Bend Radius	3' Length	6' Length	10' Length	15' Length	20' Length
-4	7/32"	500	28 in. hg.	2.0"	FRG840304	FRG840604	FRG841004	FRG841504	FRG842004
-6	11/32"	500	28 in. hg.	2.5"	FRG840306	FRG840606	FRG841006	FRG841506	FRG842006
-8	7/16"	500	28 in. hg.	3.5"	FRG840308	FRG840608	FRG841008	FRG841508	FRG842008
-10	9/16"	500	28 in. hg.	4.0"	FRG840310	FRG840610	FRG841010	FRG841510	FRG842010
-12	11/16"	350	28 in. hg.	4.5"	FRG840312	FRG840612	FRG841012	FRG841512	FRG842012
-16	7/8"	350	28 in. hg.	5.0"	FRG840316	FRG840616	FRG841016	FRG841516	FRG842016



Kevin Thomas Jr



Mike Reusche



Series 2000 Expander and Reducer Hose Ends

Expander and reducer hose ends simplify complex plumbing tasks. Offered in red/blue or black.

AN Size	Hose Size	Red/Blue Part No.	Black Part No.
Straight Expander			
-6	-8	FRG220105	—
-10	-12	FRG220111	—
Straight Reducer			
-8	-6	FRG220107	—
-10	-8	FRG220109	—
45° Reducer			
-10	-8	FRG224509	—
60° Expander			
-12	-16	—	FRG226013-BL
60° Reducer			
-10	-8	—	FRG226009-BL
90° Expander			
-6	-8	FRG229005	—
-10	-12	FRG229011	—
-12	-16	FRG229013	—
90° Reducer			
-8	-6	FRG229007	—
-10	-8	FRG229009	—
120° Expander			
-6	-8	FRG231205	FRG231205-BL
-12	-16	FRG231213	FRG231213-BL
120° Reducer			
-8	-6	—	FRG231207-BL
150° Reducer			
-8	-6	—	FRG231507-BL
-10	-8	—	FRG231509-BL
180° Expander			
-10	-12	—	FRG231811-BL
180° Reducer			
-8	-6	—	FRG231807-BL



Sport-Crimp Hose Ends

Similar in design to the Series 3000, the Sport-Crimp hose ends use a crimp collar that threads directly into the hose-end body, ensuring a secure crimp connection. Fittings may be used with 8400 Series premium black nylon race hose or 3000 Series stainless race hose.

AN Size	Part No.
Straight	
-4	FRG3100104
-6	FRG3100106
-8	FRG3100108
-12	FRG3100112
30°	
-6	FRG3103006
-8	FRG3103008
-10	FRG3103010
-12	FRG3103012
-16	FRG3103016
45°	
-4	FRG3104504*
-6	FRG3104506
-16	FRG3104516
60°	
-6	FRG3106006
-8	FRG3106008
-10	FRG3106010
-12	FRG3106012
-16	FRG3106016



AN Size	Part No.
90°	
-4	FRG3109004*
-6	FRG3109006
-12	FRG3109012
120°	
-6	FRG3112006
-8	FRG3112008
-10	FRG3112010
-12	FRG3112012
-16	FRG3112016
150°	
-6	FRG3115006
-8	FRG3115008
-10	FRG3115010
-12	FRG3115012
-16	FRG3115016
180°	
-6	FRG3118006
-8	FRG3118008
-10	FRG3118010
-12	FRG3118012
-16	FRG3118016



Sport-Crimp Replacement Crimp Collars

AN Size	Part No.
-4	FRG3100004S
-6	FRG3100006S
-8	FRG3100008S
-10	FRG3100010S
-12	FRG3100012S
-16	FRG3100016S



Series 3000 Hose Ends

The Series 3000 hose ends use a "cutter" method of hose attachment as the socket draws the hose over the nipple and into the cutter. The seal is formed by the cutter embedding itself into the end of the hose. Designed exclusively for use with Series 3000 hose. Offered with black finish only.

Hose Size	Black Part No.
Straight	
-4	FRG100104-BL
-6	FRG100106-BL
-8	FRG100108-BL
-10	FRG100110-BL
-12	FRG100112-BL
-16	FRG100116-BL
-20	FRG100120-BL
45° Bent Tube	
-10	FRG104510-BL



Hose Size	Black Part No.
90° Bent Tube	
-4	FRG109004-BL
-6	FRG109006-BL
-10	FRG109010-BL
-12	FRG109012-BL
-16	FRG109016-BL
-20	FRG109020-BL
90° Low Profile	
-6	FRG109106-BL
-8	FRG109108-BL
-10	FRG109110-BL
-12	FRG109112-BL



Series 3000 Direct-Fit Hose Ends

Series 3000 direct-fit hose ends use the "cutter" method of hose attachment, shaving valuable inches in tight applications. Designed exclusively for use with Series 3000 hose. Offered with black finish only.



Part No.	Description
FRG190106-BL	Straight Fitting, -6AN Hose End to 1/4" MPT
FRG190166-BL	Straight Fitting, -6AN Hose End to 3/8" MPT NEW!
FRG194510-BL	45° Fitting, -10AN Hose End to 1/2" MPT

Series 3000 Stainless Race Hose

Engineered exclusively for use with Series 3000 hose ends, aerospace-quality hose is compatible with all hydrocarbon and alcohol-based fuels, along with synthetic and petroleum-based lubricants. Hose features an operating range of -40°F to 300°F, and combines a CPFE inner liner with two layers of woven stainless steel.



Hose Size	Hose I.D.	Working Pressure	Vacuum Rating	3' Length Part No.	6' Length Part No.	10' Length Part No.	20' Length Part No.
-4	7/32"	1500	27 in Hg	—	FRG706004	—	—
-6	11/32"	1500	27 in Hg	FRG703006	FRG706006	FRG710006	FRG720006
-8	7/16"	1250	27 in Hg	FRG703008	—	FRG710008	FRG720008
-10	9/16"	1250	27 in Hg	FRG703010	—	FRG710010	—
-12	11/16"	1000	27 in Hg	FRG703012	FRG706012	—	—



Series 8000 Push-Lite Race Hose Ends

Made from lightweight aluminum with an attractive black or blue anodized finish, Push-Lite race hose ends have a barbed end for ease of assembly and a leakproof seal.

Hose Size	Black Part No.	Blue Part No.
Straight		
-4	FRG200104-BL	FRG200104
-6	FRG200106-BL	FRG200106
-8	FRG200108-BL	—
-10	FRG200110-BL	FRG200110
-12	FRG200112-BL	FRG200112
-16	FRG200116-BL	FRG200116
-20	FRG200120-BL	—
30°		
-6	FRG203006-BL	FRG203006
-8	FRG203008-BL	FRG203008
-10	FRG203010-BL	FRG203010
-12	FRG203012-BL	FRG203012
-16	FRG203016-BL	—
45°		
-4	FRG204504-BL	FRG204504
-6	FRG204506-BL	FRG204506
-8	FRG204508-BL	FRG204508
-10	FRG204510-BL	FRG204510
-12	FRG204512-BL	FRG204512
-16	FRG204516-BL	FRG204516
60°		
-6	FRG206006-BL	—
-8	FRG206008-BL	FRG206008
-10	FRG206010-BL	FRG206010
-12	FRG206012-BL	FRG206012
-16	FRG206016-BL	—




Hose Size	Black Part No.	Blue Part No.
90°		
-4	FRG209004-BL	FRG209004
-6	FRG209006-BL	FRG209006
-8	FRG209008-BL	FRG209008
-10	FRG209010-BL	FRG209010
-12	FRG209012-BL	—
-16	FRG209016-BL	FRG209016
-20	FRG209020-BL	—
120°		
-6	FRG212006-BL	FRG212006
-8	FRG212008-BL	FRG212008
-10	FRG212010-BL	FRG212010
-12	FRG212012-BL	FRG212012
-16	FRG212016-BL	FRG212016
150°		
-6	FRG215006-BL	FRG215006
-8	FRG215008-BL	FRG215008
-10	FRG215010-BL	FRG215010
-12	FRG215012-BL	—
-16	FRG215016-BL	FRG215016
180°		
-6	FRG218006-BL	FRG218006
-8	FRG218008-BL	FRG218008
-10	FRG218010-BL	FRG218010
-12	FRG218012-BL	FRG218012
-16	FRG218016-BL	—



8600-8700 Series Parker Push-Lok General Purpose Hose

Designed for use with 8000 Series Push Lite race hose ends, Parker Push-Lok hose is popularly used as fuel line. Hose is made with a synthetic rubber tube covered with a single layer of textile braid and a synthetic rubber outer layer, has a temperature range of -40 to 212°F and 250 PSI maximum pressure rating. Offered in blue or black.

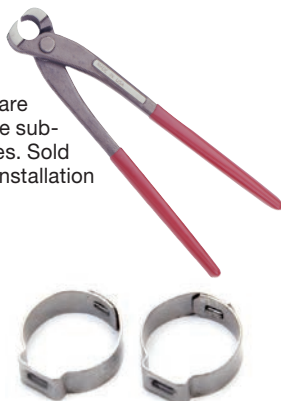
AN Size	Hose I.D.	Max. Burst Pressure	Vacuum Rating	Black 3' Length	Black 6' Length	Blue 10' Length	Black 10' Length	Blue 20' Length	Black 20' Length
-4	1/4"	250	28 in. hg.	—	—	FRG861004	FRG871004	FRG862004	FRG872004
-6	3/8"	250	28 in. hg.	FRG873006	FRG876006	FRG861006	FRG871006	FRG862006	FRG872006
-8	1/2"	250	28 in. hg.	—	—	FRG861008	FRG871008	FRG862008	FRG872008
-10	5/8"	250	15 in. hg.	—	—	FRG861010	FRG871010	FRG862010	FRG872010
-12	3/4"	250	15 in. hg.	—	—	FRG861012	FRG871012	FRG862012	FRG872012
-16	1"	175	15 in. hg.	—	—	—	FRG871016	—	—
-20	1-1/4"	150	10 in. hg.	—	—	—	FRG871020	—	—



Push-Lok Clamps and Pliers

Lightweight stainless steel band clamps are ideal for push-on hose applications that are subject to elevated temperatures and pressures. Sold per pair. Special pliers may be utilized for installation or removal of band clamps.

Part No.	Description
FRG999150	Clamp Pliers
FRG999156	-6AN Clamps
FRG999158	-8AN Clamps
FRG999160	-10AN Clamps
FRG999162	-12AN Clamps NEW!



Series 8000 Push-Lite MPT X Straight FRG200123

Special fitting accepts -6AN Push-Lite hose to allow a direct fit to a fuel pressure regulator, fuel pump, etc. that includes a 3/8" NPT port.



Real-Street Hose Ends

Fully reusable hose ends are engineered for use with PTFE hose, and eliminate permeation issues common to aftermarket racing hose. Hose ends include a "double-swivel" design and are finished in a bright dip, black anodized finish.

Part No.	Hose Size
Straight	
FRG680104-BL	-4
FRG680106-BL	-6
FRG680108-BL	-8
FRG680110-BL	-10
FRG680112-BL	-12
30°	
FRG683006-BL	-6
FRG683008-BL	-8
45°	
FRG684506-BL	-6
FRG684508-BL	-8
FRG684510-BL	-10
FRG684512-BL	-12
60°	
FRG686006-BL	-6
FRG686008-BL	-8
FRG686010-BL	-10
FRG686012-BL	-12




Part No.	Hose Size
90°	
FRG689006-BL	-6
FRG689008-BL	-8
FRG689010-BL	-10
FRG689012-BL	-12
120°	
FRG681206-BL	-6
FRG681208-BL	-8
FRG681210-BL	-10
FRG681212-BL	-12
150°	
FRG681506-BL	-6
FRG681508-BL	-8
FRG681510-BL	-10
FRG681512-BL	-12
180°	
FRG681806-BL	-6
FRG681808-BL	-8
FRG681810-BL	-10
FRG681812-BL	-12



6000 Series PTFE Hose

Durable PTFE hose has the ability to endure high temperatures and pressures, while cycling over and over without failure. Hose is well suited for use with engine, transmission, brake, or power steering lubricants, and is fully compatible with nitrous oxide. Offered with or without black outer covering.

AN Size	Hose I.D.	Cover	3' Length	6' Length	10' Length	15' Length	20' Length
-6	5/16"	None	FRG603006	FRG606006	FRG601006	FRG601506	FRG602006
-6	5/16"	Black	FRG603026	FRG606026	FRG601026	FRG601526	FRG602026
-8	13/32"	None	FRG603008	FRG606008	FRG601008	FRG601508	FRG602008
-8	13/32"	Black	FRG603028	FRG606028	FRG601028	FRG601528	FRG602028
-10	1/2"	None	FRG603010	FRG606010	FRG601010	FRG601510	FRG602010



Direct-Fit Real Street Hose Ends

Similar to standard direct-fit hose ends, but in a low-profile design that shaves precious inches in tight applications.

Black Part No.	Hose Size	Dash Size
Straight Banjo		
FRG680010-BL	-10	-10 (7/8"-14)
90°		
FRG689706-BL	-6	-6 (9/16"-18)
FRG689768-BL	-6	-8 (3/4"-16)
FRG689707-BL	-8	-6 (9/16"-18)
FRG689708-BL	-8	-8 (3/4"-16)
FRG689709-BL	-10	-8 (3/4"-16)
FRG689711-BL	-10	-12 (1-1/16"-12)



Series 8000 Push-Lok General Purpose Hose

Manufactured to the same standards as 3000 stainless race hose, Series 8000 hose is often preferred if weight or cost is a concern. Hose offers a 250-PSI maximum working pressure and temperature range of up to 300°F. Sold in 20' rolls.



Part No.	AN Size	Nominal I.D.
FRG832010	-10	5/8"
FRG820012	-12	3/4"

Direct-Fit Real Street NPT Hose Ends

Manufactured from lightweight, black anodized aluminum, hose ends reduce weight and save precious space by utilizing a direct fit design.

Black Part No.	Hose Size	NPT Size
FRG689906-BL	-6	1/4"
FRG689908-BL	-8	3/8"
FRG689911-BL	-10	3/8"



Hose Barb to AN Adapters

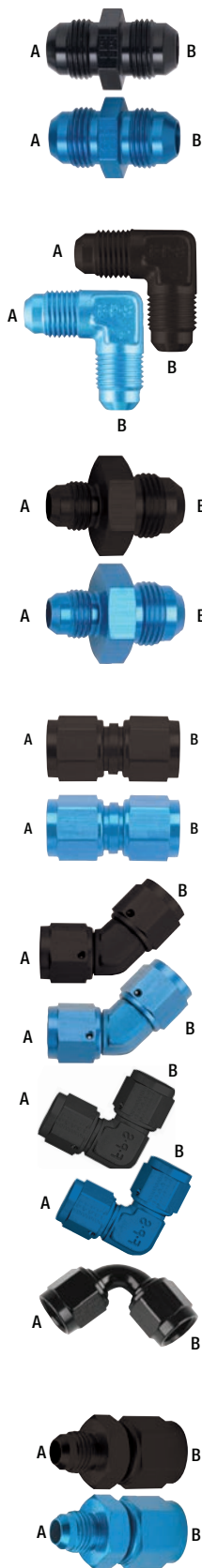
Black Part No.	Blue Part No.	"A" Hose Size	"B" AN Size
—	FRG484104	1/4"	-4
—	FRG484106	3/8"	-6
FRG484205-BL	—	5/16"	-6
—	FRG484108	1/2"	-8
FRG484110-BL	—	5/8"	-10
FRG484112-BL	—	3/4"	-12



AN Flare Adapters


Black Part No.	Blue Part No.	"A" Dash Size	"B" Dash Size
Aluminum Union			
—	FRG581503*	-3	-3
FRG481503-BL	FRG481503	-3	-3
FRG481504-BL	FRG481504	-4	-4
FRG481506-BL	FRG481506	-6	-6
FRG481508-BL	FRG481508	-8	-8
FRG481510-BL	FRG481510	-10	-10
FRG481512-BL	FRG481512	-12	-12
FRG481516-BL	FRG481516	-16	-16
Aluminum 90° Union			
FRG482103-BL	FRG482103	-3	-3
FRG482104-BL	—	-4	-4
FRG482106-BL	FRG482106	-6	-6
FRG482108-BL	FRG482108	-8	-8
FRG482110-BL	FRG482110	-10	-10
FRG482112-BL	—	-12	-12
—	FRG482116	-16	-16
Aluminum Male Reducer			
FRG491902-BL	FRG491902	-3	-4
FRG491906-BL	FRG491906	-4	-6
FRG491912-BL	FRG491912	-6	-8
FRG491913-BL	—	-4	-10
FRG491914-BL	FRG491914	-6	-10
FRG491915-BL	FRG491915	-8	-10
FRG491916-BL	—	-4	-12
—	FRG491918	-6	-12
FRG491919-BL	—	-8	-12
FRG491920-BL	—	-10	-12
FRG491922-BL	—	-10	-16
FRG491923-BL	FRG491923	-12	-16
Aluminum Female Swivel			
FRG496103-BL	FRG496103	-3	-3
FRG496104-BL	FRG496104	-4	-4
FRG496106-BL	FRG496106	-6	-6
FRG496107-BL	FRG496107	-6	-8
FRG496108-BL	FRG496108	-8	-8
FRG496109-BL	FRG496109	-8	-10
FRG496110-BL	FRG496110	-10	-10
FRG496112-BL	FRG496112	-12	-12
FRG496116-BL	—	-16	-16
Aluminum 45° Female Coupler			
—	FRG496206	-6	-6
—	FRG496208	-8	-8
FRG496212-BL	—	-12	-12
FRG496216-BL	—	-16	-16
Aluminum 90° Female Coupler			
—	FRG496303	-3	-3
—	FRG496304	-4	-4
FRG496306-BL	FRG496306	-6	-6
FRG496308-BL	FRG496308	-8	-8
—	FRG496310	-10	-10
—	FRG496312	-12	-12
Aluminum 90° Female Tube Style Coupler			
FRG496321-BL	—	-4	-4
FRG496317-BL	—	-6	-6
FRG496318-BL	—	-8	-8
FRG496319-BL	—	-10	-10
FRG496320-BL	—	-20	-20
Aluminum Swivel Reducer			
FRG497204-BL	FRG497204	-3	-4
FRG497206-BL	FRG497206	-4	-6
FRG497218-BL	FRG497218	-4	-8
FRG497208-BL	FRG497208	-6	-8
FRG497210-BL	FRG497210	-6	-10
FRG497211-BL	FRG497211	-8	-10
FRG497212-BL	FRG497212	-8	-12
FRG497213-BL	FRG497213	-10	-12
FRG497216-BL	FRG497216	-10	-16
FRG497217-BL	FRG497217	-12	-16
FRG497219-BL	—	-16	-20

* Signifies steel fitting.



AN Flare Adapters - Cont.

Black Part No.	Blue Part No.	"A" Dash Size	"B" Dash Size
Aluminum Swivel Flare Expander			
FRG497304-BL	FRG497304	-3	-4
FRG497306-BL	FRG497306	-4	-6
FRG497308-BL	FRG497308	-6	-8
FRG497310-BL	FRG497310	-8	-10
FRG497312-BL	FRG497312	-10	-12
FRG497316-BL	—	-12	-16
FRG497320-BL	FRG497320	-16	-20
Aluminum Female to Male 90° Swivel			
FRG498101-BL	FRG498101	-3	-3
FRG498102-BL	FRG498102	-4	-4
—	FRG498103	-6	-6
FRG498104-BL	FRG498104	-8	-8
—	FRG498105	-10	-10
FRG498106-BL	—	-12	-12
Aluminum 45° Swivel Flare Adapters			
—	FRG498001	-3	-3
—	FRG498002	-4	-4
FRG498003-BL	FRG498003	-6	-6
—	FRG498004	-8	-8
—	FRG498005	-10	-10
FRG498008-BL	—	-16	-16
Aluminum Male to Male 90° Swivel			
FRG499268-BL	—	-6	-6 (3/4"-16)
FRG499207-BL	—	-8	-8 (9/16"-18)
FRG499208-BL	—	-8	-8 (3/4"-16)
FRG499210-BL	—	-10	-10 (7/8"-14)
FRG499212-BL	—	-12	-12 (1-1/16"-12)
FRG499213-BL	—	-12	-10 (7/8"-14)
Aluminum Tee, Female Swivel on Run			
FRG498301-BL	—	-3	-3 -3
FRG498302-BL	FRG498302	-4	-4 -4
FRG498303-BL	—	-6	-6 -6
FRG498304-BL	—	-8	-8 -8
FRG498305-BL	—	-10	-10 -10
FRG498306-BL	—	-12	-12 -12
FRG498308-BL	—	-16	-16 -16
Aluminum Tee, Female Swivel on Side			
FRG498201-BL	FRG498201	-3	-3 -3
FRG498202-BL	FRG498202	-4	-4 -4
FRG498203-BL	FRG498203	-6	-6 -6
FRG498204-BL	FRG498204	-8	-8 -8
Aluminum Tee			
FRG482403-BL	FRG482403	-3	-3 -3
FRG482404-BL	FRG482404	-4	-4 -4
FRG482406-BL	FRG482406	-6	-6 -6
FRG482408-BL	FRG482408	-8	-8 -8
FRG997408-BL *	—	-8	-8 -8
FRG482410-BL	FRG482410	-10	-10 -10
FRG482412-BL	FRG482412	-12	-12 -12
FRG482416-BL	FRG482416	-16	-16 -16
* Fitting includes an 1/8" FPT			
Aluminum Flare Cap			
FRG492903-BL	FRG492903	—	-3
FRG492904-BL	FRG492904	—	-4
FRG492906-BL	FRG492906	—	-6
FRG492908-BL	FRG492908	—	-8
FRG492910-BL	FRG492910	—	-10
FRG492912-BL	FRG492912	—	-12
FRG492916-BL	FRG492916	—	-16
FRG492920-BL	—	—	-20



AN Flare Adapters - Cont.

Black Part No.	Blue Part No.	"A" Dash Size
Aluminum Flare Plug		
FRG480603-BL	FRG480603	-3
FRG480604-BL	FRG480604	-4
FRG480606-BL	FRG480606	-6
FRG480608-BL	FRG480608	-8
FRG480610-BL	FRG480610	-10
FRG480612-BL	FRG480612	-12

Black Part No.	Blue Part No.	"A" Dash Size
Aluminum Port Plug (O-Ring Included)		
FRG481403-BL	FRG481403	-3
FRG481404-BL	—	-4 (7/16"-20)
FRG481406-BL	FRG481406	-6 (9/16"-18)
FRG481426-BL*	—	-6
FRG481408-BL	FRG481408	-8 (3/4"-16)
FRG481428-BL*	—	-8 (3/4"-16)
FRG481410-BL	FRG481410	-10 (7/8"-14)
FRG481412-BL	—	-12 (1-1/16"-12)
FRG481416-BL	—	-16 (1-5/16"-12)

Black Part No.	Blue Part No.	"A" Dash Size
Aluminum Port Plug (Socket Head)		
FRG481304-BL	—	-3
FRG481310-BL	—	-10
FRG481312-BL	—	-12

Black Part No.	Blue Part No.	"A" Dash Size
Aluminum Tube Nut		
FRG481803-BL	FRG481803	-3
FRG481804-BL	FRG481804	-4
FRG481806-BL	FRG481806	-6
FRG481808-BL	FRG481808	-8
FRG481810-BL	FRG481810	-10
FRG481812-BL	—	-12


Note: Most tube nuts are also available in 10-packs by adding "-10" to part no.

Black Part No.	Blue Part No.	"A" Dash Size
Aluminum Tube Sleeve		
FRG481903-BL	FRG481903	-3
FRG481904-BL	FRG481904	-4
FRG481906-BL	FRG481906	-6
FRG481908-BL	FRG481908	-8
FRG481910-BL	FRG481910	-10
FRG481912-BL	—	-12

* Signifies port plug with 1/8" NPT port.

AN Flare Bulkhead Adapters

Black Part No.	Blue Part No.	"A" Dash Size	"B" Dash Size
Aluminum Straight Bulkhead			
FRG483203-BL	FRG483203	-3	-3
FRG483204-BL	FRG483204	-4	-4
FRG483206-BL	FRG483206	-6	-6
FRG483208-BL	FRG483208	-8	-8
FRG483210-BL	FRG483210	-10	-10
FRG483212-BL	FRG483212	-12	-12
FRG483216-BL	—	-16	-16
FRG483220-BL	—	-20	-20
Aluminum 45° Bulkhead			
FRG483703-BL	—	-3	-3
Aluminum 90° Bulkhead			
FRG483303-BL	FRG483303	-3	-3
FRG483304-BL	FRG483304	-4	-4
FRG483306-BL	FRG483306	-6	-6
FRG483308-BL	FRG483308	-8	-8
FRG483310-BL	FRG483310	-10	-10
FRG483312-BL	—	-12	-12
FRG483316-BL	—	-16	-16



AN Flare Bulkhead Adapters - Cont.

Black Part No.	Blue Part No.	"A" Dash Size	"B" Dash Size	"C" Dash Size
Aluminum Bulkhead Tee On The Side				
FRG483403-BL	FRG483403	-3	-3	-3
FRG483404-BL	—	-4	-4	-4
FRG483406-BL	—	-6	-6	-6
FRG483408-BL	FRG483408	-8	-8	-8
FRG483410-BL	—	-10	-10	-10
Aluminum Bulkhead Tee On The Run				
FRG480403-BL	FRG480403	-3	-3	-3
—	FRG580403*	-3	-3	-3
FRG480404-BL	—	-4	-4	-4

* Signifies steel fitting.

Black Part No.	Blue Part No.	"A" Dash Size
Fuel Cell Bulkhead		
FRG483106-BL	—	-6
FRG483108-BL	—	-8
FRG483110-BL	—	-10
FRG483112-BL	—	-12


Black Part No.	Blue Part No.	"A" Dash Size
Aluminum Bulkhead Nut		
FRG492403-BL	FRG492403	-3
FRG492404-BL	FRG492404	-4
FRG492404-BL	FRG492404	-4
—	FRG592404*	-6
FRG492408-BL	FRG492408	-8
FRG492410-BL	FRG492410	-10
FRG492412-BL	FRG492412	-12
FRG492416-BL	—	-16
FRG492420-BL	—	-20

* Signifies steel fitting.

Nylon Sealing Washers


Sold as 10-pack.

Part No.	Description
FRG999126	9/16" I.D. (-6AN)
FRG999128	3/4" I.D. (-8AN)
FRG999130	7/8" I.D. (-10AN)
FRG999132	1-1/16" I.D. (-12)



AN Flare to ORB Adapters

Black Part No.	Blue Part No.	"A" Dash Size	"B" SAE Size
Aluminum O-Ring Boss			
FRG495127-BL	—	-3	3/8"-24 (-3)
FRG495124-BL	—	-4	3/8"-24 (-3)
FRG495125-BL	—	-4	7/16"-20 (-4)
FRG495110-BL	—	-4	9/16"-18 (-6)
FRG495111-BL	—	-4	3/4"-16 (-8)
FRG495112-BL	—	-4	7/8"-14 (-10)
FRG495100-BL	FRG495100	-6	9/16"-18 (-6)
FRG495101-BL	FRG495101	-6	3/4"-16 (-8)
FRG495113-BL	FRG495113	-6	7/8"-14 (-10)
FRG495114-BL	—	-6	1-1/16"-12 (-12)
FRG495102-BL	FRG495102	-8	9/16"-18 (-6)
FRG495103-BL	FRG495103	-8	3/4"-16 (-8)
FRG495104-BL	FRG495104	-8	7/8"-14 (-10)
FRG495115-BL	—	-8	1-1/16"-12 (-12)
FRG495116-BL	—	-8	1-5/16"-12 (-16)
FRG495105-BL	FRG495105	-10	3/4"-16 (-8)
FRG495106-BL	FRG495106	-10	7/8"-14 (-10)
FRG495107-BL	FRG495107	-10	1-1/16"-12 (-12)
FRG495117-BL	—	-10	1-5/16"-12 (-16)
FRG495122-BL	—	-12	3/4"-16 (-8)
FRG495108-BL	FRG495108	-12	7/8"-14 (-10)
FRG495109-BL	FRG495109	-12	1-1/16"-12 (-12)
FRG495118-BL	—	-12	1-5/16"-12 (-16)
FRG495120-BL	—	-16	1-1/16"-12 (-12)
FRG495119-BL	—	-16	1-5/16"-12 (-16)
FRG495123-BL	—	-20	1-5/16"-12 (-16)



ORB to ORB Adapters

Black Part No.	"A" Dash Size	"B" Dash Size
FRG494108-BL	-8	-8
FRG494110-BL	-10	-10
FRG494111-BL	-12	-12
FRG494112-BL	-10	-8



NPT Adapters

Black Part No.	Blue Part No.	"A" NPT Size	"B" NPT Size
Aluminum NPT Reducer			
FRG491201-BL	FRG491201	1/8"	1/4"
FRG491202-BL	FRG491202	1/4"	3/8"
FRG491203-BL	FRG491203	1/8"	3/8"
FRG491204-BL	FRG491204	3/8"	1/2"
FRG491205-BL	FRG491205	1/4"	1/2"
FRG491206-BL	FRG491206	1/8"	1/2"
FRG491207-BL	—	1/2"	3/4"
FRG491208-BL	—	3/8"	3/4"
FRG491209-BL	—	1/4"	3/4"



Black Part No.	Blue Part No.	"A" NPT Size
----------------	---------------	--------------

Aluminum Male NPT Nipple		
FRG491101-BL	FRG491101	1/8"
FRG491102-BL	—	1/4"
FRG491103-BL	FRG491103	3/8"
FRG491104-BL	FRG491104	1/2"

Aluminum Female NPT Coupler		
FRG491001-BL	FRG491001	1/8"

Aluminum Internal Allen NPT Plug		
FRG493201-BL	—	1/16"
FRG493202-BL	FRG493202	1/8"
FRG493203-BL	FRG493203	1/4"
FRG493204-BL	FRG493204	3/8"
FRG493205-BL	FRG493205	1/2"
FRG493206-BL	FRG493206	3/4"
FRG493207-BL	—	1"

Aluminum Hex NPT Plug		
FRG493301-BL	—	1/8"
—	FRG493302	1/4"
FRG493303-BL	FRG493303	3/8"
FRG493304-BL	FRG493304	1/2"
FRG493306-BL	FRG493306	3/4"

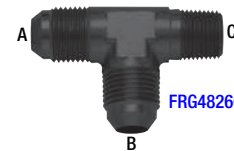
Female to Male 45°		
FRG491501-BL	—	1/8"



AN to NPT Adapters



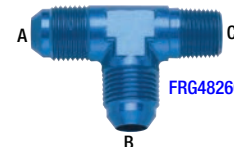
FRG482503-BL



FRG482603-BL



FRG482503




FRG482603

Black Part No.	Blue Part No.	"A" Dash Size	"B" Dash Size	"C" NPT Size
Aluminum Tee Pipe on the Side				
FRG482503-BL	FRG482503	-3	-3	1/8"
—	FRG482504	-4	-4	1/8"
—	FRG482506	-6	-6	1/4"
—	FRG482508	-8	-8	3/8"
Aluminum Tee Pipe on the Side				
FRG482603-BL	FRG482603	-3	-3	1/8"
—	FRG482604	-4	-4	1/8"
—	FRG482608	-8	-8	3/8"

Black Part No.	Blue/Red Part No.	"A" Dash Size	"B" NPT Size
----------------	-------------------	---------------	--------------

Aluminum Female AN Swivel to Male NPT			
—	FRG499303	-3	1/8"
—	FRG499304	-4	1/8"
—	FRG499344	-4	1/4"
—	FRG499362	-6	1/8"
FRG499306-BL	FRG499306	-6	1/4"
—	FRG499366	-6	3/8"
—	FRG499307	-8	1/4"
FRG499308-BL	FRG499308	-8	3/8"
FRG499311-BL	—	-10	3/8"
FRG499310-BL	FRG499310	-10	1/2"

Aluminum 90° Swivel to Male NPT			
FRG499104-BL	—	-4	1/8"
FRG499144-BL	—	-4	1/4"
FRG499162-BL	—	-6	1/8"
FRG499106-BL	—	-6	1/4"
FRG499166-BL	—	-6	3/8"
FRG499168-BL	—	-6	1/2"
FRG499107-BL	—	-8	1/4"
FRG499108-BL	—	-8	3/8"
FRG499111-BL	—	-10	3/8"
FRG499110-BL	—	-10	1/2"
FRG499113-BL	—	-12	1/2"



Metric to AN Adapters **NEW!**

Black Part No.	Blue/Red Part No.	"A" AN Size	"B" Metric Size
FRG460408-BL	—	-4	10 x 1.0
FRG460606-BL	—	-6	10 x 1.25
FRG460618-BL	—	-6	18 x 1.5
FRG460812-BL	—	-8	12 x 1.5
—	FRG460814	-8	14 x 1.5
FRG460818-BL	—	-8	18 x 1.5



Oil Pressure Adapters

Part No.	Description
FRG481710-BL	-10AN x 1/2" NPT, 3.25" Long
FRG481712-BL	-12AN x 1/2" NPT, 3.25" Long
FRG481713-BL	-10AN x 1/2" NPT, 4.4" Long
FRG481714-BL	-12AN x 1/2" NPT, 4.4" Long
FRG581690	-4AN x 1/8" NPT, 2.00" Long Steel NEW!



Aluminum AN to NPT Adapters



Hose Size	NPT Size	Straight Black Part No.	Straight Blue Part No.	45° Black Part No.	45° Blue Part No.	90° Black Part No.	90° Blue Part No.
-3	1/16"	—	FRG481601	—	—	—	—
-3	1/8"	FRG481603-BL	FRG481603	FRG482303-BL	FRG482303	FRG482203-BL	FRG482203
-3	1/4"	FRG481634-BL	FRG481634	—	—	FRG482234-BL	FRG482234
-3	3/8"	—	FRG481636	—	—	—	FRG482236
-4	1/16"	FRG481602-BL	FRG481602	—	—	—	—
-4	1/8"	FRG481604-BL	FRG481604	FRG482304-BL	FRG482304	FRG482204-BL	FRG482204
-4	1/4"	FRG481605-BL	FRG481605	FRG482344-BL	FRG482344	FRG482244-BL	FRG482244
-4	3/8"	FRG481644-BL	FRG481644	—	FRG482338	—	FRG482238
-6	1/8"	FRG481662-BL	FRG481662	FRG482362-BL	FRG482362	FRG482262-BL	FRG482262
-6	1/4"	FRG481606-BL	FRG481606	FRG482306-BL	FRG482306	FRG482206-BL	FRG482206
-6	3/8"	FRG481666-BL	FRG481666	FRG482366-BL	FRG482366	FRG482266-BL	FRG482266
-6	1/2"	FRG481668-BL	FRG481668	FRG482368-BL	FRG482368	FRG482268-BL	FRG482268
-8	1/4"	FRG481607-BL	FRG481607	FRG482307-BL	FRG482307	FRG482207-BL	FRG482207
-8	3/8"	FRG481608-BL	FRG481608	FRG482308-BL	FRG482308	FRG482208-BL	FRG482208
-8	1/2"	FRG481688-BL	FRG481688	FRG482388-BL	FRG482388	FRG482288-BL	FRG482288
-8	3/4"	FRG481617-BL	FRG481617	—	—	—	—
-10	3/8"	FRG481611-BL	FRG481611	FRG482311-BL	FRG482311	FRG482211-BL	FRG482211
-10	1/2"	FRG481610-BL	FRG481610	FRG482310-BL	FRG482310	FRG482210-BL	FRG482210
-10	3/4"	FRG481609-BL	FRG481609	—	—	FRG482209-BL	FRG482209
-12	1"	FRG481619-BL	—	—	—	—	—
-12	3/4"	FRG481612-BL	FRG481612	FRG482312-BL	FRG482312	FRG482212-BL	—
-12	1/2"	FRG481613-BL	FRG481613	FRG482313-BL	FRG482313	FRG482213-BL	FRG482213
-16	3/4"	FRG481615-BL	FRG481615	—	—	FRG482215-BL	—
-16	1"	FRG481616-BL	FRG481616	—	—	FRG482216-BL	FRG482216
-20	1-1/4"	FRG481620-BL	—	—	—	—	—

Steel AN to NPT Adapter

Part No.	AN Size	NPT Size
FRG581603	-3	1/8"
FRG581605	-4	1/4"



Steel Weld Bungs

Part No.	Description
FRG597104	-4 Male
FRG597106	-6 Male
FRG597108	-8 Male
FRG597110	-10 Male
FRG597112	-12 Male



Hose Barb to NPT Adapters

Black Part No.	Blue Part No.	"A" Hose Size	"B" NPT Size
FRG484004-BL	FRG484004	1/4"	1/8"
FRG484006-BL	FRG484006	3/8"	1/4"
FRG484008-BL	FRG484008	1/2"	3/8"
FRG484010-BL	FRG484010	5/8"	1/2"
FRG484012-BL	FRG484012	3/4"	3/4"



Aluminum Weld Bung AN Adapters

Part No.	Description
FRG497104	-4 Male
FRG497106	-6 Male
FRG497108	-8 Male
FRG497110	-10 Male
FRG497112	-12 Male



Weld Bungs with 1.0" Dia. Step

Part No.	Size
FRG499558	-8 Male (3/4"-16)
FRG499560	-10 Male (7/8"-14)
FRG499562	-12 Male (1-1/16"-12)
FRG499566	-16 Male (1-5/16"-12)



Female Weld Bung

Part No.	Description
FRG499506	3/8" FPT, .750" Dia. Step



Billet Aluminum Flare to Flare Y Fittings

Part No.	Description
FRG900604*	-4AN Male, All NEW!
FRG900606-BL	-6AN Male, All
FRG900607-BL	-6AN Male Inlet x -4AN Male Outlets NEW!
FRG900608-BL	-8AN Male, All
FRG900609-BL	-8AN Male Inlet x -6AN Male Outlets
FRG900611-BL	-10 Male Inlet x -8AN Male Outlets
FRG900612-BL	-12AN Male Inlet x -12AN Male Outlets NEW!
FRG900617-BL	-16AN Male Inlet x -12AN Male Outlets NEW!



* Signifies blue anodized fitting.

Billet Fuel Filter

FRG960001-BL **NEW!**

Billet 6061-T6 aluminum fuel filter includes -6AN ports and a 40-micron element. Black anodized finished, filter is 3-3/4" long x 1-3/4" O.D. and is sealed with Viton O-rings.



Special Adapters

Black Part No.	Blue Part No.	Description
FRG491940-BL	—	-6AN x 1/2"-20 Female I.F. NEW!
FRG491942-BL	—	-6AN x 5/8"-18 Female I.F. NEW!
FRG491948-BL	FRG491948	-8AN x 7/8"-20 Male, Short, Holley
FRG491949-BL	—	-8AN x 5/8"-18 Male, 3/8" Tube I.F., GM P/S
FRG491950-BL	FRG491950	-6AN x 5/8"-20 Male, Carter
FRG491951-BL	FRG491951	-6AN x 9/16"-24 Male, Holley/Demon
FRG491952-BL	FRG491952	-6AN x 7/8"-20 Male, Holley 4150
FRG491954-BL	—	-6AN Male x 12mm x 1.25, Solex
FRG491955-BL	FRG491955	-6AN x 1/2"-20 Male, 5/16" Tube I.F.
FRG491956-BL	FRG491956	-6AN x 5/8"-18 Male, 3/8" Tube I.F.
FRG491957-BL	FRG491957	-8AN x 7/8"-20 Male, Holley
FRG491960-BL	FRG491960	-6AN x 1"-20 Male, Rochester Q-Jet
FRG491962-BL	FRG491962	-6AN x 14mm x 1.5 Male, Fuel Injection
FRG491963-BL	FRG491963	-6AN x 16mm x 1.5 Male, Fuel Injection
FRG491964-BL	FRG491964	-6AN x 18mm x 1.5 Male, Fuel Injection
FRG491965-BL	FRG491965	-8AN x 1"-20 Male, Rochester Q-Jet
FRG491966-BL	FRG491966	-8AN x 9/16"-24 Male, Holley/Demon
FRG491967-BL	FRG491967	-8AN x 5/8"-20 Male, Carter/Edelbrock
FRG491970-BL	—	-6AN x 14mm x 1.5 Female O-Ring Seal
FRG491971-BL	FRG491971	-6AN x 16mm x 1.5 Female, O-Ring Seal
FRG491974-BL	—	-8AN x 7/8"-20 Female Carb Adapter, 3" Long, Holley
FRG491975-BL	FRG491975	-6AN x 7/8"-20 Male, 3" Long
FRG491976-BL	FRG491976	-8AN x 7/8"-20 Male, 3" Long
FRG491978-BL	—	-8AN x 9/16"-24 Male, 3" Long
FRG491980-BL	FRG491980	7/8"-20 Inlet Plug, Blank
FRG491989-BL	—	-6AN x LT-1, 3/8" Line, Feed Side, Fuel Injection
FRG491990-BL	—	-6AN x LT-1, 5/16" Return, Fuel Injection
FRG491991-BL	—	-8AN Ford EFI Fuel Tank Outlet
FRG491992-BL	—	-8AN GM LT1 EFI 3/8" Line Feed



Gauge Adapters

Black Part No.	Blue Part No.	Description
FRG495000-BL	FRG495000	-4AN Male x -4AN Female Inline, 1/8" Female NPT on Side
FRG495001-BL	FRG495001	-6AN Male x -6AN Male Inline, 1/8" Female NPT on Side
FRG495002-BL	FRG495002	-6AN Male x 3/8" Male NPT Inline, 1/8" Female NPT on Side
FRG495003-BL	FRG495003	-8AN Male x -8AN Male, Inline, 1/8" FPT on Side
FRG495004-BL	FRG495004	-8AN Male x 3/8" MPT, Inline, 1/8" FPT on Side
FRG495005-BL	FRG495005	-6AN Male x -6AN Female Inline, 1/8" Female NPT on Side
FRG495006-BL	FRG495006	-8AN Male x -8AN Female, Inline, 1/8" FPT on Side
FRG495014-BL	—	-12AN Male x -12AN Female, Inline, 1/8" FPT on Side
FRG495020-BL	FRG495020	-3AN x 1/8" Female NPT, Straight
FRG495021-BL	FRG495021	-4AN x 1/8" Female NPT, Straight
FRG495022-BL	FRG495022	-3AN x 1/8" Female NPT, 90°
FRG495023-BL	FRG495023	-4AN x 1/8" Female NPT, 90°

Power Steering Hose Ends

Engineered for use with FPS power steering hose, hose ends are black anodized aluminum (unless specified).

FRG259106



Part No.	Description
FRG250107	Straight Fitting, -6AN
FRG254606	45° Fitting, -6AN
FRG259010 *	90° Fitting, -10AN
FRG259106	90° Fitting, -6AN

* Zinc-plated steel.

Brake Adapters



FRG650103



FRG650155



FRG650310

Part No.	Description
FRG650103	Steel Banjo Adapter, -3 x 3/8"
FRG650157	9/16"-20 Banjo Bolt, Chrysler Master Cylinder
FRG650115	Steel Banjo Adapter, -3 x 12mm
FRG650123	Steel Banjo Adapter, 1/8" Female NPT x 1/2", Chrysler Master Cylinder
FRG650124	Steel Banjo Adapter, 1/8" Female NPT x 9/16", Chrysler Master Cylinder
FRG650155	Steel Banjo Bolt, 10mm x 1.0
FRG650310	Steel Brake Adapter, -3 x 10mm x 1.0 B.F.

P.T.F.E. Hose Assemblies **NEW!**

Pre-assembled, -3AN hose assemblies save precious time when plumbing brake systems.



Part No.	Description
FRG310008	-3AN 8" Long
FRG310016	-3AN 16" Long
FRG310030	-3AN 30" Long
FRG310048	-3AN 48" Long

Double Open-End Wrench Set

Durable, heat-treated aluminum wrenches are perfect for tightening aluminum AN fittings, even in tight spaces. Each wrench includes two different angles for ease of use. Set of five includes -6, -8, -10, -12, and -16AN.



Part No.	Description
FRG900100	Five Piece Wrench Set
FRG900086	-6 Wrench Only

Padded Line Clamps



Part No.	Description
FRG900953	5/8" 10-Pack
FRG900954	3/4" 10-Pack
FRG900955	7/8" 10-Pack
FRG900956	5-Pack NEW!
FRG900958	1-1/2" 5-Pack

Viton O-Rings

Sold in 10-packs.

Size	Part No.
-3AN	FRG999108
-4AN	FRG999109
-8AN	FRG999110





Replacement Olives **NEW!**

Replacement aluminum olives are designed for use with Fragola P.T.F.E. hose ends. Sold each.



Size	Part No.
-6AN	FRG999306
-8AN	FRG999308
-10AN	FRG999112
-12AN	FRG999113

Blank Grommet Seal **FRG999412**

Large 1-1/2" diameter grommet consists of a fire-retardant rubber center bonded to an anodized aluminum ring. Ideal for routing gauge lines through firewall, blank, pointed grommet may be cut open as desired.



Koul Tool

Specialized composite tool eases the assembly of AN fittings to stainless steel braided hose. Koul Tool comes in two sizes, one for -4, -6, and -8AN fittings, and the other for -10, -12, and -16AN fittings.



Part No.	Description
FRG900510	Fits -4, -6, -8
FRG900511	Fits -10, -12, -16

Hose Pressure Test Kit **FRG900060**

Handy kit allows the quick testing of AN hose assemblies. A compressed air source and water bath to submerge assemblies is all users need to check for leaks. Kit includes individual line testers for -3 through -16. Individual line testers may also be purchased separately.



Hose Size	Part No.
Individual Line Testers	
-3	FRG900663
-4	FRG900664
-6	FRG900666
-8	FRG900668
-10	FRG900670
-12	FRG900672

37° Flaring Tool **FRG900500**

Economical flaring tool forms an AN specification 37° JIC flare to 3/16" through 5/8" diameter hard line tubing.



FRAM®

Popular Fram Oil Filters

Application	Performance Filter	Standard Filter
Chevy		
Long	FRAHP4	—
Short	—	FRAPH30
Chrysler		
1959-86	FRAHP1	—
Ford		
Ford	FRAHP1	FRAPH8A



Standard Fuel Filters



Part No.	Description
Plastic Housings	
FRAG2	With 5/16" Ends
FRAG3	With 3/8" Ends
Steel Housing	
FRAG15	With 3/8" Ends

High-Performance Oil Filters

Filters feature an anti-drainback valve and a relief valve which functions as an internal bypass. When inlet pressure exceeds outlet pressure, the valve opens and oil bypasses the filter. Filters have a maximum pressure of 200 PSI with a 22 PSI safety valve.

Part No.	Dimensions O.D. x Ht.	Thread	Mic. Rat.	Max. Flow Rate	Burst PSI	Gasket
Chevrolet						
FRAHP4	3-5/8" x 5-1/2"	13/16"-16	18	10 GPM	325	Outboard
FRAHP8	3-5/8" x 4"	13/16"-16	18	10 GPM	325	Outboard
Chrysler/Ford						
FRAHP1	3-5/8" x 5-1/2"	3/4"-16	18	10 GPM	500	Inboard
FRAHP3	3-5/8" x 4"	3/4"-16	18	10 GPM	500	Inboard
Remote Mount						
FRAHP6A *	4-1/2" x 6-1/8"	1-1/2"-12	12	20 GPM	400	Outboard

* No anti-drain valve and no safety valve screen.



FUEL SAFE SYSTEMS

Outlaw Sprint Tail Tanks

Tanks for sprint cars, midgets, and mini sprints. Molded inserts facilitate side mounting and a step on the lower section places weight on rear torsion tubes to clear brake rotors and rear end vents. Includes a top pickup and -12AN fittings. Bottom pickup and Ultra-lite Outlaw tanks are available by special order. **Note: Other tanks and bladders are available. Please call for more information.**



Description	Bladder Part No.	Tail Tank Part No.	Complete Assembly Part No.
19-Gallon Midget/Micro Tank	—	FUEMT119	
28-Gallon Outlaw Tail Tank	—	PLAFTOS28	PLAOS228C-T
30-Gallon Dominator Tail Tank	—	—	FUESB230AT
33-Gallon Outlaw Tail Tank with Baffle	—	—	FUESB333AT-B

Sprint Tail Tank Hardware

Hardware is designed for use with the new Dominator tail tank assembly.



Part No.	Description
FUEITV06LP-S	-6 Low Profile Check Valve

Fill Plate with Flush Cap and Cover Plates

FUECP7X12

Part No.	Description
FUE1GAS98	Fill Plate Gasket
FUECP7X12	Cover Plate With Nuts Inserts, 7" x 12"
FUESF4X6L	Lightweight 4" x 6" Fill Plate



1/2" Check Valve FUEITV08S

Check valve is 1/2" with spring for standard fill. Mounts in fill plate and offers positive shut-off.



Roll-Over Valve FUERV38

Inline roll-over/vent valve fits 3/8" hose.



G-FORCE RACING GEAR

G-Force Helmets

A complete line of revolutionary, lightweight helmets that incorporate mounting points for the Hans® Device and, unless otherwise noted, meet Snell SA2015 and SFI 31.1A open face or 31.2A full face specs. See the size chart at the bottom of page for proper helmet selection.

Rift **NEW!**

Entry-level helmet is lightweight, affordable, and has an exceptional field of vision. Offering superior driver comfort, the Rift includes a Kevlar chin strap, polycarbonate shield and M6 head-and-neck restraint anchors. Meets Snell SA2020 standards. Offered in matte black or white.



Size	Matte Black	White
X-Small	GFR13010XSMMB	GFR13010XSMWH
Small	GFR13010SMLMB	GFR13010SMLWH
Medium	GFR13010MEDMB	GFR13010MEDWH
Large	GFR13010LRGMB	GFR13010LRGWH
X-Large	GFR13010XLGMB	GFR13010XLGWH
XX-Large	GFR13010XXLMB	GFR13010XXLWH

Nova Full Face **NEW!**

Similar in design to the top-of-the-line SuperNova but with a cost-effective composite shell. Large eyepoint offers an exceptional field of vision. Meeting Snell SA2020 standards, helmet includes a Kevlar chin strap, polycarbonate shield, and M6 threaded head-and-neck restraint anchors. Offered in matte black or white.



Size	Matte Black	White
Small	GFR16004SMLMB	GFR16004SMLWH
Medium	GFR16004MEDMB	GFR16004MEDWH
Large	GFR16004LRGMB	GFR16004LRGWH
X-Large	GFR16004XLGMB	GFR16004XLGWH
XX-Large	GFR16004XXLMB	GFR16004XXLWH

Revo

Full-face helmet utilizes a strategically-reinforced composite shell that incorporates a modern, flame-resistant liner. Innovative Siphon 12 Ventilation Network delivers superior driver comfort while removable cheek pads provide a true, custom fit. Offered in black, matte black, or white, helmet meets Snell SA2020 specifications.



Size	Black	Matte Black	White
X-Small	—	GFR13004XSMMB	GFR13004XSMWH
Small	GFR13004SMLBK	GFR13004SMLMB	GFR13004SMLWH
Medium	GFR13004MEDBK	GFR13004MEDMB	GFR13004MEDWH
Large	GFR13004LRGBK	GFR13004LRGMB	GFR13004LRGWH
X-Large	GFR13004XLGBK	GFR13004XLGMB	GFR13004XLGWH
XX-Large	GFR13004XXLBK	GFR13004XXLMB	GFR13004XXLWH

Rift Carbon **NEW!**

Based on the entry level Rift but with a super-lightweight Carbon composite construction shell. Rift Carbon features a unique, eye-catching hex-pattern carbon design. Helmet includes a Kevlar chin strap, polycarbonate shield and M6 head-and-neck restraint anchors. Meets Snell SA 2020 standards. Offered in natural carbon fiber finish only.



Size	Part No.
Small	GFR13014SMLBK
Medium	GFR13014MEDBK
Large	GFR13014LRGBK
X-Large	GFR13014XLGBK
XX-Large	GFR13014XXLBK



Revo Carbon

Utilizing a lightweight carbon composite shell, helmet includes a modern, flame-retardant interior to deliver exceptional comfort and safety. The Siphon 12 Ventilation Network offers superior air flow, while removable cheek pads provide a custom fit. Meets Snell SA2020 specifications. Offered in natural carbon fiber finish only.



Size	Part No.
Small	GFR13006SMLBK
Medium	GFR13006MEDBK
Large	GFR13006LRGBK
X-Large	GFR13006XLGBK
XX-Large	GFR13006XXLBK

Helmet Size Conversion Chart

Measurement	Size	Metric
20-1/2"	6-1/2 (XX-Small)	52
20-7/8"	6-5/8 (X-Small)	53
21-1/4"	6-3/4 (X-Small)	54
21-5/8"	6-7/8 (Small)	55
22"	7 (Small)	56
22-3/8"	7-1/8 (Medium)	57
22-3/4"	7-1/4 (Medium)	58
23-1/8"	7-3/8 (Large)	59
23-1/2"	7-1/2 (Large)	60
23-7/8"	7-5/8 (X-Large)	61
24-1/4"	7-3/4 (X-Large)	62
24-3/4"	7-7/8 (XX-Large)	63
25-1/8"	8 (XX-Large)	64

Helmet Shields

Description	Part No.
Rift R17	
Clear	GFR8701
Dark Smoke	GFR8702
Mirror Light Smoke	GFR8703
Amber	GFR8704
Blue Mirror	GFR8705
Light Smoke	GFR8706

Latch-and-Link Harnesses

Harnesses are constructed from low-stretch, PolyTek comfort-coated webbing combined with 3" bolt-end hardware, rather than the traditional 2". Double-adjustable belts adjust at the normal points and at the mounting points to fit virtually any application. Sets include 3" lap and shoulder belts and 1.75" submarine belt. Harnesses meet stringent SFI 16.1 specifications, and are offered in black only.



Description	Black
Individual Shoulder Harness Sets	
5-Point Pull-Down	GFR6000BK
5-Point Pull-Up	GFR6100BK
6-Point Pull-Down	GFR6001BK
Individual Shoulder Harness Sets, Head-and-Neck Restraint-Compatible	
5-Point Pull-Down	GFR6600BK
V-Type Harness Sets	
5-Point Pull-Down	GFR6020BK
H-Type Harness Sets	
5-Point Pull-Down	GFR6030BK

Camlock Harnesses

Low-stretch, PolyTek comfort-coated webbing is combined with 3" bolt-in hardware and camlock mechanism with an ultra-lightweight magnesium case. A 1/4 turn will fasten or release the belts. Offered in 5-point, individual shoulder harness versions only with pull-down or pull-up lap belt. Harnesses meet SFI 16.1 specifications.



Note: Camlock harnesses may also be used as a wrap-around installation.

Description	Black
Individual Shoulder Harness Sets	
5-Point Pro Series, H-Shoulder, Pull-Down Lap	GFR7030BK
5-Point Pull-Down	GFR7000BK
5-Point Pull-Up	GFR7100BK
6-Point Pull-Down, FIA 8853-2016	GFR7620BK
6-Point Pull Up, FIA 8853-2016	GFR7621BK
U-Shoulder Harness Set	
5-Point Pro Series, Pull-Down Lap	GFR7140BK
Individual Shoulder Harness Sets, Head-and-Neck Restraint-Compatible	
6-Point Pull-Down, SFI 16.5	GFR7601BK
6-Point Pull-Up, FIA 8853-2016	GFR7622BK
6-Point Pull-Down, FIA 8853-2016	GFR7623BK

Latch-and-Link Harness for Mini Sprint/Quarter Midget [GFR6460BK](#)

Driver-restraint harness features individual shoulder belts, and is constructed from low-stretch, comfort-coated PolyTek webbing. Double-adjustable belts include pull-up adjust at the normal points and mounting points to fit virtually any application. Offered in black only, set includes 3" lap and shoulder belts, 1.75" submarine belt, bolt-end hardware, and meets SFI 16.1 specifications.



Anchor Hardware



[GFR100H](#)
Part No.



[GFR103W](#)



[GFR103H](#)



[GFR109H](#)

Part No.	Description
GFR100H	Seat Belt Mounting Back-Up Plate, 4" x 4" x 1/8" Thick with 7/16" Hole NEW!
GFR103H	Floor Anchor, Bolt-In, 2" Belt Slot
GFR103W	Bolt End, 3" Slot, 1/2" Hole
GFR107H	Snap Hook, 2" Wide
GFR107W	Floor Anchor, Snap-In, 3" Belt Slot
GFR109H	1/2" Eye Bolt, 7/16"-20 Thread



GF125 Racing Suits

Single-layer GF125 has a bright semi-gloss finish, straight black epaulets, and meets SFI 3.2A/1 specifications. Pyrovatex fabric gives the GF125 a TPP (Thermal Protective Performance) rating close to 10. The SFI tag is on the left arm cuff for easy tech inspection. Offered in black only. Available as one- or two-piece (jacket and pants).

Size	Part No.
One-Piece Suits—Black	
Small	GFR4125SMLBK
Medium	GFR4125MEDBK
Large	GFR4125LRGBK
X-Large	GFR4125XLGBK
XX-Large	GFR4125XXLBK
Two-Piece Suits—Black	
Jacket	
Small	GFR4126SMLBK
Medium	GFR4126MEDBK
Large	GFR4126LRGBK
X-Large	GFR4126XLGBK
XX-Large	GFR4126XXLBK
Jacket	
Small	GFR4127SMLBK
Medium	GFR4127MEDBK
Large	GFR4127LRGBK
X-Large	GFR4127XLGBK
XX-Large	GFR4127XXLBK



GF525 Racing Suits

Multi-layer racing suit's Pyrovatex fabric provides a TPP (Thermal Protective Performance) rating of 21 to meet SFI 3.2A/5 specifications. The attractive, bright semi-gloss finish and straight black epaulets cover an inner layer that wicks moisture and breathes for added comfort. The SFI tag is on the left arm cuff for easy tech inspection. Choose among one- or two-piece suits. Black only.

Size	Part No.
One-Piece Suits—Black	
Medium	GFR4525MEDBK
Large	GFR4525LRGBK
X-Large	GFR4525XLGBK
XX-Large	GFR4525XXLBK
Two-Piece Suits (Jacket and Pants)—Black	
Jacket - Black Only	
Medium	GFR4526MEDBK
Large	GFR4526LRGBK
X-Large	GFR4526XLGBK
XX-Large	GFR4526XXLBK
Pants - Black Only	
Medium	GFR4527MEDBK
Large	GFR4527LRGBK
X-Large	GFR4527XLGBK
XX-Large	GFR4527XXLBK



GF505 Racing Suits

The GF505 triple-layer racing suit's Pyrovatex shell and exclusive Coolquilt liner provide breathable comfort. A second, fire-retardant fabric liner wicks moisture away from the body. Suits have white billboards and are trimmed with contrasting piping, white arm and leg stripes, large pockets, brass zippers with Nomex tape, cuffs, and neck enclosures for extra protection. Available in two-piece (jacket and pants). Suits meet SFI 3.2A/5 specs.

Size	Part No.
Two-Piece Suits—Black	
Jacket	
Medium	GFR4385MEDBK
Large	GFR4385LRGBK
X-Large	GFR4385XLGBK
Pants	
Medium	GFR4386MEDBK
Large	GFR4386LBK
X-Large	GFR4386XLGBK



G5 Racing Gloves

Lightweight, flexible gloves are sewn from quality Nomex and leather. Gloves include reinforced leather palms and knuckle pads, adjustable Velcro wrist closures, and meet SFI 3.3/5 specifications. Available in black only.



Size	Black
Child Medium	GFR4101CMBK
XX-Small	GFR4101XSMBK
X-Small	GFR4101XSMBK
XX-Large	GFR4101LRGBK
X-Large	GFR4101XXLBK

GF235 RaceGrip Mid-Top Racing Shoes

High-quality suede leather racing shoe has an exclusive rubber RaceGrip sole for exceptional pedal feel. The CoolTec liner and RaceGrip inner sole and arch support deliver extra comfort. Offered in black, blue, or red in sizes 3-13.

Size	Black
3	GFR0235030BK
5	GFR0235050BK
6	GFR0235060BK
6-1/2	GFR0235065BK
7	GFR0235070BK
7-1/2	GFR0235075BK
8	GFR0235080BK
8-1/2	GFR0235085BK
9	GFR0235090BK
9-1/2	GFR0235095BK
10	GFR0235100BK
10-1/2	GFR0235105BK
11	GFR0235110BK
11-1/2	GFR0235115BK
12	GFR0235120BK
13	GFR0235130BK



Gear Bag GFR1005

Extra-large bag stores all of your racing gear including helmet, suit, shoes, gloves, underwear, and more. Black bag with red accents includes built-in wet storage compartment that is ideal for dirty clothes, while front pockets may be used to store log books, rule books, etc.





Performance Series Aluminum Steering Wheels

Performance Series wheels are fashioned from 6061-T6 aluminum and covered with thick, textured foam cushion grip for comfort. Available with natural or black anodized finished spokes, and with or without finger grips.

Part No.	Description
13" Dia. Steering Wheels	
GRT600	Black Center, Flat NEW!
GRT660	With Finger Grips, Natural Center, 1-1/2" Dish
15" Dia. Steering Wheels	
GRT601	Black Center, Flat NEW!
GRT654	Natural Center, 1-1/2" Dish
GRT655	Natural Center, 3-1/8" Dish
GRT664	With Finger Grips, Natural Center, 1-1/2" Dish
GRT665	With Finger Grips, Natural Center, 3-1/8" Dish
16-1/2" Dia. Steering Wheels	
GRT602	Black Center, Flat NEW!
GRT667	With Finger Grips, Natural Center, 3-1/8" Dish



Performance Series Steel Steering Wheels

Steel 3-spoke wheels feature black centers and thick, textured foam-cushioned grip. Standard mounting pattern.

Part No.	Description
GRT332	14-3/4" Dia., 4" Dish
GRT675	15" Dia., 3-1/8" Dish
GRT677	16" Dia., 3-1/8" Dish



Grip Lock Ties

Ideal for bundling wires, cables, etc., innovative, rubber-lined nylon zip ties incorporate deep teeth that deliver a significant click from the extra-tough locking head. A built-in release tab allows loosening and releasing the tie when necessary. Following tightening, the excess strap may be cut off as desired. Choose from 8" or 12" long zip ties with blue, orange, or red rubber lining.

Part No.	Blue	Orange	Red
8" Long			
15-Pack	GLT2908BKBUHB15	GLT2908BKOGHB15	GLT2908BKRDB15
40-Pack	GLT2908BKBUHB40	GLT2908BKOGHB40	GLT2908BKRDB40
100-Pack	GLT2908BKBUHB100	GLT2908BKOGHB100	GLT2908BKRDB100
12" Long			
15-Pack	GLT2912BKBUHB15	GLT2912BKOGHB15	GLT2912BKRDB15
40-Pack	GLT2912BKBUHB40	GLT2912BKOGHB40	GLT2912BKRDB40
100-Pack	GLT2912BKBUHB100	GLT2912BKOGHB100	GLT2912BKRDB100



Non-Slip Tool Mats

These orange high-performance, non-magnetic, anti-static rubber tool mats are manufactured with a unique chemistry that keeps them from slipping or sliding on any surface they are placed, while still allowing for easy removal. Being extremely flexible, the Grypmat can be bent, folded, or rolled, and will always return to its original shape. Manufactured from a polymer-silicone blend with specific properties make these tool mats resistant to all types of chemicals along with being flame resistant. Available in three different configurations/sizes.

Part No.	Description
One Large and Four Small Compartments	
GRYRFGM-CR01S	12" x 22"
One Large Area for Tools and Two Small Compartments	
GRYRFGM-CR02S	8" x 12"
Six Individual Compartments	
GRYRFGM-CR03S	6" x 12"
Trio Pack	
GRYRFGM-TP3	One Each of All Three Sizes





PERFORMANCE

MAXOUT™ Fire Extinguishers

Dry chemical fire extinguishers deliver fire protection in an automotive environment. Rechargeable steel cylinders are manufactured in the U.S. and have all-metal valves and a 6-year warranty. Choose red, black, or chrome finishes.

Description	Red Part No.	Chrome Part No.	Black Part No.
1.0 Lb. System, 2B:C Rated	H3RMX100R	H3RMX100C	—
2.5 Lb. System, 1A:10B:C	H3RMX250R	H3RMX250C	H3RMX250B



HALGUARD™ Fire Extinguishers

HalGuard extinguishers are filled with “clean” agent gas that not only combats fire, but leaves no residue. Ideal for race car protection, U.S.-made units are offered in 1.4-, 2.5-, and 5-pound versions. Choose from red, black, or chrome steel cylinders.

Description	Red Part No.	Chrome Part No.	Black Part No.
1.4-lb. System, 1B:C Rated	H3RHG100R	H3RHG100C	H3RHG100B
2.5-lb. System, 2B:C Rated	H3RHG250R	H3RHG250C	H3RHG250B
5-lb. System, 5B:C Rated	H3RHG500R	—	—



Quick Release Mounting Accessories

Billet aluminum mounts provide quick, easy fire extinguisher access. Choose polished or brushed finish mounts.

Note: Band clamps and mounts must be used together. To order, select the proper diameter band clamp and choice of flat surface or roll bar mount.

Description	Polished Part No.	Brushed Part No.
Band Clamp, 1.0-1.4-lb. Bottle	H3RBB100P	H3RBB100B
Band Clamp, 2.5-lb. Bottle	H3RBB250P	H3RBB250B
Flat Surface Mount	H3RBMF01P	H3RBMF01B
1-5/8" Dia. Roll Bar Mount	H3RBMR01P	H3RBMR01B
1-3/4" Dia. Roll Bar Mount	H3RBMR02P	H3RBMR02B



H3RBMR02B

H3RBMF01B

H3RBB250P



“MADE IN THE USA!”

90° Mandrel Bends

Part No.	Tube Size O.D.	Radius	Leg Length
HED12006	3-1/2"	7"	9" to 9"
HED12007	3"	6"	6-1/2" to 8-1/2"
HED12010	1-1/2"	2-1/4"	3-1/2" to 17-1/2"
HED12011	1-5/8"	2-1/2"	3-1/2" to 17"
HED12013	1-7/8"	3"	3-1/2" to 16-1/2"
HED12014	2"	3"	3-1/2" to 16"
HED12015	2-1/8"	3-1/4"	4" to 15-1/2"
HED12016	2-1/4"	3-3/8"	5" to 14-1/2"
HED12017	2-3/8"	3-3/4"	4-1/2" to 11"
HED12018	2-1/2"	4"	9" to 16"



180° Mandrel Bends

Part No.	Tube Size O.D.	Radius	Leg Length
HED12053	1-1/2"	2-1/4"	3-1/2" to 14"
HED12054	1-5/8"	2-1/2"	3-1/2" to 13-1/2"
HED12055	1-3/4"	3"	3-1/2" to 11-1/2"
HED12056	1-7/8"	3"	3-1/2" to 12"
HED12057	2"	3"	3-1/2" to 12"
HED12058	2-1/8"	3-1/4"	4" to 11"
HED12059	2-1/4"	3-3/8"	5" to 10"
HED12060	2-3/8"	3-3/4"	4-1/2" to 8-1/2"
HED12061	2-1/2"	4"	7-1/2" to 11"
HED12063	3"	6"	6-1/2" to 6-1/2"




120° Mandrel Bends

Part No.	Tube Size O.D.	Radius	Leg Length
HED12076	1-7/8"	3"	3-1/2" to 14-1/2"
HED12077	2"	3"	3-1/2" to 14-1/2"
HED12079	2-1/4"	3-3/8"	5" to 12-1/2"
HED12080	2-3/8"	3-3/4"	4-1/2" to 12-1/2"
HED12081	2-1/2"	4"	6" to 8-1/2"
HED12083	3"	6"	6-1/2" to 5-1/2"



Collector Tab Kit HED15200

Weld-on tabs retain slip-on collectors, extensions, or turn-outs to headers. Kit consists of 8 tabs, 4 bolts with nuts and washers.



Turn Outs, Slip-On (Pair)

Part No.	Tube Size O.D.	Tube Length
HED92051	3-1/2"	12"





Sport II

This affordable, lightweight head-and-neck restraint features injection-molded plastic construction. The Dupont polymer collar is smaller than many other models, allowing easier entry and exit in tight driver compartments. Offered in adult and youth sizing only. Meets SFI 38.1 specifications.



Description	Youth
Youth Models	
20° Layback, Post Anchor/Sliding Tether	HANDK16217.321SFI

Pro Ultra

The Pro Ultra head and neck restraint shares the modern design of the Sport II, but features 100% carbon fiber construction and a hollow core for reduced weight without sacrificing strength.



Description	Large
Post Anchor/Sliding Tether, No Anchors	HANNAK13245.3SFI

Hansv® Sizing

Neck size is the starting point for Hans® sizing. These are merely guidelines, driver comfort is the deciding factor.

Size	Description
11"	Super Small
12"	
13"	
14"	Small
15"	
16"	
17"	Medium
18"	
19"	
20"	Large
20"	



Kyle Cummins

Mike Reusche

Hans III


Third-generation head-and-neck restraint features an all-new design with a hollow collar for reduced weight. Injection-molded from a new polymer, the Hans III is the lightest, most comfortable head-and-neck restraint currently available. Meets stringent SFI 38.1 specifications.



Description	Medium	Large
Post Anchor/Sliding Tether	HANDK14237.321SFI	HANDK14247.321SFI
QuickClick/Sliding Tether	HANDK14237.421SFI	HANDK14247.421SFI
Post Anchor/Sliding Tether, No Anchors	HANDK14237.321FIA/SFI	HANDK14247.321FIA/SFI

Description	Youth
Youth Models	
Post Anchor/Sliding Tether	HANDK16217.321SFI
QuickClick/Sliding Tether	HANDK16217.421SFI

Replacement/Accessory Components



Part No. Description

Helmet Post Anchors

HANAK1132.12S	Pro Model, Aluminum
HANAK1132.12B	Pro Model, Blue Aluminum

Helmet QuickClick Anchors

HANAK1142.2	Helmet QuickClick Anchors
-----------------------------	---------------------------

Replacement Gel Padding Kit

HANK9010	Black
--------------------------	-------

Post Anchor Sliding Tether Kits

HANTK1231.4	Standard 18"
HANTK1131.3XS	Extra Short

QuickClick Sliding Tether Kits

HANTK1241.4	Standard 18"
HANTK1241.4S	Short 17"
HANTK1241.4XS	Extra Short 16"
HANTK1241.4	Standard 18"
HANTK1241.4S	Short 17"
HANTK1241.4XS	Extra Short 16"
HANTU14421.7	Standard 18"

Sport 2 Sliding Tether Kit

HANTK1141.3	Standard 18"
HANTU11421.3	Upgrade Kit, Standard 18"

HPBooks

“How To...” Books

From carburetor tuning to complete engine rebuilds, HP has books for the novice or the seasoned professional. Every book is packed full of photos and illustrations.

Part No.	Description
HPPHP473	Holley 4150/4160 Carburetor Handbook, 80 pgs.
HPPHP709	Revised Metal Fabricator's Handbook, 176 pgs.
HPPHP1029	How to Rebuild Small Block Chevy Engines, 168 pgs.
HPPHP1052	Holley Carburetors, Manifolds and Fuel Injection, 192 pgs.
HPPHP1055	Chassis Engineering for High Performance Cars, 160 pgs.
HPPHP1245	Engine Builders Handbook, 192 pgs.
HPPHP1400	Small Block Chevy Engine Buildups, 192 pgs.
HPPHP1492	Racing Engine Builder's Handbook, 192 pgs.
HPPHP1511	Dirt Track Chassis and Suspension, 192 pgs.



[HPPHP473](#)



Water Jacket Filler

Hard Blok will strengthen an engine block and keep cylinder bores straighter and truer. A specially formulated, cement-based material combined with iron particles, Hard Blok has the same coefficient as cast iron so it will expand and contract at the same rate as the engine block. For circle track applications, fill to bottom of freeze plugs; usually a short fill will do this. Hard Blok cannot be removed after it has hardened.



Part No.	Description
HBL860212	Short Fill Unit (Two 6.25-lb. Bags)
HBL860228	Tall Fill Unit (Two 14-lb. Bags)



Racing Piston Rings

Hastings racing piston rings deliver race-winning performance in even the most extreme applications. Each set includes plasma moly, high-tensile cast iron top rings; reverse twist, taper-faced cast iron second rings, and choice of standard or low-tension Flex-Vent stainless steel oil control rings. Choose from standard or file-fit ring sets. Instructions for file fitting included.



File-Fit Piston Ring Sets - Cont.

Part No.	Bore Size	Top Ring	Second Ring	Oil Ring	Oil Ring Tension
HAS2M5505045	4.040"	1/16"	1/16"	3/16"	Low
HAS2M5540045	4.040"	1.5mm	1.5mm	3.0mm	Standard
HAS2M5508065	4.060"	5/64"	5/64"	3/16"	Standard
HAS2M5521065	4.060"	1/16"	1/16"	1/8"	Standard
HAS2M5523065	4.060"	1/16"	1/16"	3/16"	Standard
HAS2M5505065	4.060"	1/16"	1/16"	3/16"	Low
HAS2M5525035	4.080"	1/16"	1/16"	3/16"	Standard
HAS2M5513005	4.125"	5/64"	5/64"	3/16"	Standard
HAS2M5529005	4.125"	1/16"	1/16"	3/16"	Standard
HAS2M5510005	4.125"	1/16"	1/16"	3/16"	Low
HAS2M5529025	4.145"	1/16"	1/16"	3/16"	Standard
HAS2M5513035	4.155"	5/64"	5/64"	3/16"	Standard
HAS2M5529035	4.155"	1/16"	1/16"	3/16"	Standard
HAS2M5510035	4.155"	1/16"	1/16"	3/16"	Low
HAS2M5529045	4.165"	1/16"	1/16"	3/16"	Standard
HAS2M5510045	4.165"	1/16"	1/16"	3/16"	Low
HAS2M5513065	4.185"	5/64"	5/64"	3/16"	Standard
HAS2M5529065	4.185"	1/16"	1/16"	3/16"	Standard

File-Fit Piston Ring Sets

Part No.	Bore Size	Top Ring	Second Ring	Oil Ring	Oil Ring Tension
HAS2M5508005	4.000"	5/64"	5/64"	3/16"	Standard
HAS2M5523005	4.000"	1/16"	1/16"	3/16"	Standard
HAS2M5505005	4.000"	1/16"	1/16"	3/16"	Low
HAS2M5508035	4.030"	5/64"	5/64"	3/16"	Standard
HAS2M5521035	4.030"	1/16"	1/16"	1/8"	Standard
HAS2M5523035	4.030"	1/16"	1/16"	3/16"	Standard
HAS2M5505035	4.030"	1/16"	1/16"	3/16"	Low
HAS2M5538035	4.030"	1/16"	1/16"	3.0mm	Standard
HAS2M5508045	4.040"	5/64"	5/64"	3/16"	Standard
HAS2M5521045	4.040"	1/16"	1/16"	1/8"	Standard
HAS2M5523045	4.040"	1/16"	1/16"	3/16"	Standard

Standard Piston Ring Sets

Part No.	Bore Size	Top Ring	Second Ring	Oil Ring	Oil Ring Tension
HAS2M5527030	3.810"	1/16"	1/16"	3/16"	Standard
HAS2M5523	4.000"	1/16"	1/16"	3/16"	Standard
HAS2M5523030	4.030"	1/16"	1/16"	3/16"	Standard
HAS2M5538030	4.030"	1/16"	1/16"	3.0mm	Standard
HAS2M5523040	4.040"	1/16"	1/16"	3/16"	Standard
HAS2M5523060	4.060"	1/16"	1/16"	3/16"	Standard



Hawk Brakes provide longer lasting, fade-free performance from start to finish. Ferro-carbon semi-metallic racing pads are burnished with no break-in required, run up to 200°F cooler, and provide instant response with no lag. Rotor-friendly pads also have a high coefficient of friction and low wear rate to provide consistent, predictable performance lap after lap. Proven in NASCAR, Indy Car, SCCA, IMSA, DIRT, and ASA.



HAWK PADS ARE AVAILABLE IN NINE COMPOUNDS

HP Plus: Good low-temperature performance with much better resistance to brake squeal, dust, and rotor damage compared to full racing compounds. Recommended for dirt street stock and econo-modified applications.

Black: Excellent stopping force with very little fade. Provides good pad wear and is rotor-friendly. Recommended for all dirt applications as well as low-temperature asphalt.

HT-10: A medium- to high-torque compound with smooth initial bite. Excellent apply and release characteristics. Ideal for cars with extremely high deceleration rates and down-force.

DTC-05: Smooth, predictable pads provide lower torque in the low to mid-temperature range and are ideal for dirt circle track.

DTC-30: Dirt track pad material. Unique driver controllability of brake torque allowing later and deeper brake use into the corners, while requiring less pedal effort and shorter pedal engagement times. Excellent release characteristics and requires no heat-up or extensive bedding (break-in period).

DTC-50: All-new compound offers superior stopping power, high torque values, and exceptional initial bite over a wide temperature range. Consistent and predictable, compound provides a very desirable pedal feel, quick release characteristics, and superior modulation.


DTC-60: Less initial bite than DTC-70 with superior release and torque control. Recommended for use with DTC-70 when split between front and rear axle is desired. Ideal for cars with high deceleration rates.

DTC-70: For asphalt applications, extremely high torque with aggressive controllable initial bite. Superior release and torque control characteristics. Brake pads designed for cars with high deceleration rates with or without down-force.

HP Plus Pads	Black Pads	HT-10 Pads	DTC-05 Pads	DTC-30 Pads	DTC-50 Pads	DTC-60 Pads	DTC-70 Pads
Brembo							
—	—	—	—	HAWHB605W625	—	—	—
Wilwood Superlite							
HAWHB101N800	HAWHB101M800	HAWHB101S800	HAWHB101H800	HAWHB101W800	—	—	HAWHB101U800
Wilwood Dynalite							
HAWHB100N480	HAWHB100M480	HAWHB100S480	—	HAWHB100W480	—	—	HAWHB100U480
Wilwood DL Bridgebolt							
—	HAWHB237M625	—	—	HAWHB237W625	HAWHB237V625	—	HAWHB237U625
Wilwood DL Single							
—	HAWHB104M485	—	—	HAWHB104W485	—	—	—
Wilwood SL Bridgebolt							
—	HAWHB521M800	—	—	HAWHB521W800	HAWHB521V.800	HAWHB119G594	HAWHB521U800
Wilwood Forged Billet Dynapro, Lug/Narrow Mount							
—	—	—	—	HAWHB542W600	—	—	—

DTC Brake Rotors

Engineered specifically for use with Hawk DTC (Dynamic Torque Control) brake pads, new rotors use an advanced design and improved metallurgy to deliver the perfect “matched set” for improved braking and longer pad life. Directional rotors are RMS-finished and feature exclusive multi-pass progressive slots for increased bite and release, as well as improved debris removal.



High-Performance Brake Fluid

HAWHP520 **NEW!**

Engineered for high-performance street applications, fluid has a minimum dry boiling point of 500°F and exceeds DOT 4 specifications. Sold in a 500 ml bottle.



Part No.	Dia.	Width	Bolt Circle	Hole Size	Slots	Vanes	LH/RH
HAWHR8003L	11.75"	.810"	8 x 7.00"	5/16"	Yes	30 Directional	LH
HAWHR8003R	11.75"	.810"	8 x 7.00"	5/16"	Yes	30 Directional	RH



HJC MOTORSPORTS

AR10 III

Versatile full-face helmet combines an advanced fiberglass composite weave shell with a moisture-wicking Comfort-Carbon interior and an advanced ventilation system. Lightweight helmet additionally includes pre-installed M6 terminals for head-and-neck restraints. Meets Snell SA2015 specifications. Offered in white or flat black, helmet is sold complete with clear polycarbonate anti-fog shield.



Size	White	Flat Black
X-Small	HJCH70WXS20	HJCH70BXS20
Small	HJCH70WS20	HJCH70BS20
Medium	HJCH70WM20	HJCH70BM20
Large	HJCH70WL20	HJCH70BL20
X-Large	HJCH70WL20	HJCH70BL20
XX-Large	HJCH70WXL20	HJCH70BXL20
	HJCH70WXXL20	HJCH70BXXL20

H10 Carbon **NEW!**

Utilizing a carbon fiber composite weave shell, the H10 Carbon is lightweight, comfortable, and offers a superior fit. "ACS" (Advanced Channeling Ventilation System) provides exceptional front-to-back air flow, flushing heat and humidity out. Meets Snell SA2020 specifications. Sold complete with clear polycarbonate anti-fog shield. Offered in 2x2 twill weave carbon fiber pattern finish only.



Size	Part No.
Small	HJCH10CS20
Medium	HJCH10CM20
Large	HJCH10CL20
X-Large	HJCH10CXL20
XX-Large	HJCH10CXXL20

Rear Spoiler **HJC2CRS**

Optional clear spoiler improves aerodynamics of AR10 III helmets.



Replacement Helmet Shields

Shields are constructed from durable polycarbonate material and are designed to fit HJC AR10 III or HX10 III helmets.



	Amber	Clear	Dark Smoke	Black Chrome	Dark Blue
AR10 III/HX10 III	HJC28AM	HJC28CL	HJC28DA	HJC28BC	HJC28DB



Track Warrior Carburetors

Designed for lightweight vehicles with manual transmissions and low gearing. These all-new aluminum carburetors include the best features from Holley's classic 4150 HP™ carbs, then add billet metering blocks, billet base plate, and knurled (hand-adjustable) curb idle screws. The all-aluminum construction weighs 40% less than previous models. Black billet metering blocks feature improved durability over cast blocks, fully adjustable emulsion bleeds, power valve channel restrictors, and idle feed restrictors. Contoured aluminum main body incorporates screw-in air bleeds for precision tuning capabilities.



Part No.	Description
HLYO-67199BK	650 CFM, Black Metering Blocks
HLYO-67200BK	750 CFM, Black Metering Blocks

4150 Ultra XP Carburetors

All-aluminum Ultra XP carburetors offer 30 new upgrades over traditional 4150 HP carburetors, including redesigned fuel bowls with 30% increase in capacity, billet base plates and metering blocks, a race-only throttle lever, choice of progressive or 1:1 linkage, and dual bolt pattern mounting holes. Main bodies have integrated idle bypass valves and the air bleeds have been moved outward for a smoother transition of air flow. Mechanical secondary carburetors are calibrated for gasoline, and are available in shiny, tumble-polished finish with black or red metering blocks and base plates, or anodized hard-core gray with black metering blocks and base plates. All require dual-feed fuel lines with 9.75" center distance.



Description	Black Part No.	Red Part No.	Hard-Core Gray Part No.
600 CFM	—	—	HLYO-80801HBX
650 CFM	HLYO-80802BKX	HLYO-80802RDX	HLYO-80802HBX
750 CFM	HLYO-80803BKX	HLYO-80803RDX	HLYO-80803HBX
850 CFM	HLYO-80804BKX	HLYO-80804RDX	HLYO-80804HBX
950 CFM	HLYO-80805BKX	HLYO-80805RDX	HLYO-80805HBX

Carbureted Bypass-Style Fuel Pressure Regulator **HLY12-803BP**

Adjustable regulator has 3/8" inlet and outlets and promotes quiet, efficient pump operation for systems with a return line to the tank. Adjusts from 4-1/2 to 9 PSI.



Fuel Pressure Regulator **HLY12-704**

Die-cast aluminum regulator has a single 1/2" NPT inlet port, two 1/2" NPT outlet ports and a 7/16" restriction. Adjusts from 4-1/2 to 9 PSI.



Electric In-Line Fuel Pumps

Engineered for fuel-injected engines, high-output pumps are mounted in-line, rather than inside the fuel tank, for easy installation. Ideal for serious performance.

Part No.	Description
HLY12-920	80 GPH @ 15 PSI
HLY12-927	43 GPH @ 15 PSI



Fuel Pressure Regulators

Economical die-cast aluminum fuel pressure regulators are available in low (1 to 4 PSI) and high (4-1/2 to 9 PSI) pressure versions. Each has 3/8" NPT ports and a 7/32" restriction.

Part No.	Description
HLY12-803	High-Pressure Regulator, 4-1/2 to 9 PSI
HLY12-804	Low-Pressure Regulator, 1 to 4 PSI
HLY12-807	Diaphragm Repair Kit, for HLY12-803 and HLY12-804



Holley

110 GPH "Blue" Electric Fuel Pump HLY12-802-1

Pump provides constant fuel flow with no pulsation. Pumps are pre-set at 14 PSI, with a free-flow capacity of 110 GPH and a flow rate of 70 GPH at steady 9 PSI. Pumps use an externally accessible pressure relief valve and weigh only 3 lbs. Serviceable from either the pump end or the brush end. Regulator HLY12-803 is included.



Part No.	Description
Replacement Parts	
HLY12-806	Check Valve Kit
HLY12-810	Safety Pressure Switch
HLY12-811	Rotor And Vane Kit

97 GPH "Red" Electric Fuel Pump HLY12-801-1

Pump incorporates an externally accessible pressure relief valve, delivers 4-7 PSI and does not require a separate pressure regulator valve. Tumble-polished, billet-look pump weighs less than 3 lbs. and includes mounting bracket.



Alcohol Jets

Standard-length alcohol jets are used with the 4150 HP carburetor models HLY0-80542, HLY0-80535, and HLY0-80498 and will work with a stock float.



Jet No.	Hole Size	Jet No.	Hole Size	Jet No.	Hole Size
HLY122-132	.132"	HLY122-150	.150"	HLY122-172	.172"
HLY122-136	.136"	HLY122-152	.152"	HLY122-176	.176"
HLY122-138	.138"	HLY122-154	.154"	HLY122-180	.180"
HLY122-140	.140"	HLY122-156	.156"	HLY122-184	.184"
HLY122-142	.142"	HLY122-158	.158"	HLY122-188	.188"
HLY122-144	.144"	HLY122-160	.160"	HLY122-192	.192"
HLY122-146	.146"	HLY122-164	.164"	HLY122-196	.196"
HLY122-148	.148"	HLY122-168	.168"	HLY122-200	.200"

Alcohol Jet Kit HLY36-201

Kit includes four each of 24 jet sizes from .132" to .200". Jets fit only Holley HP series 650, 750, and 950 CFM alcohol carburetors. Packaged in a plastic carrying case.



Main Jet Removal Tool HLY26-68

Removes Holley jets without damage.



Fast Kits

The economical way to rebuild any Holley carb. Include fuel bowl gaskets, metering block gaskets, base gasket, throttle body gasket, accelerator pump diaphragms, needle and seats, power valves, bowl screw gaskets, and instructions.



Part No.	Description
HLY37-1543	Model 2300 2BBL
HLY37-1544	Model 4150 Double Pumper
HLY37-1546	Model 4150 HP Double Pumper

Renew Kits

Kits include complete carburetor gasket and seal set and instructions.



Part No.	Fits These Carburetor Models					
4150 Models including						
HLY37-485	0-4295	0-4296	0-4493	0-4559	0-4776-1	
	0-4776-2	0-4776-3	0-4776-4	0-4777	0-4777-1	
	0-4777-2	0-4777-3	0-4777-4	0-4778	0-4778-1	
	0-4778-2	0-4778-3	0-4778-4	0-4779	0-4779-1	
	0-4779-2	0-4779-3	0-4779-4	0-4779-5	0-4780	
	0-4780-1	0-4780-2	0-4780-3	0-4780-4	0-4781	
	0-4781-1	0-4781-2	0-4781-3	0-4781-4	0-4788	
	0-4788-1	0-4830	0-6109	0-8156	0-8162	
	0-8804	0-9379	0-9380	0-9381	0-80776	
	0-80777	0-80778	0-80779	0-80780	0-80781	
	4150HP Models including					
	HLY37-1539	0-7320-1	0-8082-1	0-8896	0-9375-1	0-9377-1
0-9645		0-9646	0-80186-1	0-80496-1	0-80498-1	
0-80513-1		0-80514-1	0-80528-1	0-80529-1	0-80532-1	
0-80533-1		0-80535-1	0-80541-1	0-80542-1	0-80556-1	

Trick Kit

Kit includes the same gaskets and seal set as the renew kits, with extra performance tuning parts.




Part No.	Fits These Carburetor Models				
4150HP					
HLY37-933	0-4295	0-4296	0-4493	0-4559	0-4776-1
	0-4776-2	0-4776-3	0-4776-4	0-4777	0-4777-1
	0-4777-2	0-4777-3	0-4777-4	0-4778	0-4778-1
	0-4778-2	0-4778-3	0-4778-4	0-4779	0-4779-1
	0-4779-2	0-4779-3	0-4779-4	0-4779-5	0-4780
	0-4780-1	0-4780-2	0-4780-3	0-4780-4	0-4781
	0-4781-1	0-4781-2	0-4781-3	0-4781-4	0-4788
	0-4788-1	0-4830	0-6109	0-8156	0-8162
	0-8804	0-9379	0-9380	0-9381	0-80776
	0-80777	0-80778	0-80779	0-80780	0-80781
	0-7320-1	0-8082-1	0-8896	0-9375-1	0-9377-1
	0-9645	0-9646	0-80186-1	0-80496-1	0-80498-1
0-80513-1	0-80514-1	0-80528-1	0-80529-1	0-80532-1	
0-80533-1	0-80535-1	0-80541-1	0-80542-1	0-80556-1	



Fuel Bowl and Metering Block Gaskets

Gaskets to keep on hand for jet changes in the pits. Two per pack.




Part No.	Description
Gasket Assortment Kit	
HLY108-200	Includes (2) HLY108-83-2 Fuel Bowl Gaskets and (2) HLY108-89-2 Metering Block Gaskets
Fuel Bowl Gaskets	
HLY108-83-2	Blue Non-Stick for 2300, 4150/4160 and 4500 2-Circuit Carbs
HLY108-92-2	Blue Non-Stick for 4165, Some 4150/4160 Primary Side and 2300
HLY108-120	Blue Non-Stick for 4150/4160
Metering Block Gaskets	
HLY108-89-2*	Blue Non-Stick, Most 4150's, Some 4160's, Early 4165's, Most 2300's and All 4500's without Intermediate System
HLY108-121*	Blue Non-Stick, Most 4150's, Some 4160's, Early 4165's, Most 2300's, and All 4500's Without Intermediate Idle System, Secondary Metering Block Gasket on Double Pumpsers.

* Not used with accelerator pump transfer tube.

Air Cleaner, Throttle Body And Base Gaskets

Replacement air cleaner (air horn), throttle body, and base gaskets are sold individually unless specified.



Part No.	Description
HLY108-4	Air Cleaner Gasket, 5" Dia., .060" Thick, 3-Pack
HLY108-62	Air Cleaner Gasket, 5" Dia., .200" Thick
HLY108-5	Throttle Body Gasket, 4150/4160, 1-11/16" x 1-11/16" Bore Size
HLY108-7	Throttle Body Gasket, 4150/4160, 1-3/4" x 1-3/4" Bore Size
HLY108-12	Base Gasket, 4010, 4150/4160, 5/16" Thick with Studs Included
HLY108-10	Base Gasket, 4150/4160, 1/16" Thick

Fuel Inlet Fitting Gaskets



Part No.	Description
HLY108-1	9/16", Fuel Bowl Inlet Fitting Gasket
HLY108-8	7/8", Fuel Bowl Inlet Fitting Gasket
HLY26-102	7/8" Nylon, Fuel Bowl Inlet Fitting Gasket

Bowl Screw Gaskets

Part No.	Description
HLY108-2-20	Standard Replacement Paper Gaskets, Set of 20
HLY108-98-10	Reusable Nylon Gaskets, Set of 10



Fuel Bowl Sight Plug [HLY26-13](#)

Sold in sets of two, with gaskets.



E85 Checker [HLY26-147](#)


Essential pocket-sized tool can be used to quickly determine the ratio of ethanol-to-gasoline, critical when optimizing engine efficiency and achieving maximum horsepower. To check the fuel, simply add water to the first line of the checker and proceed to pour the E85 fuel sample to the second line. Once the water is absorbed into the sample, the checker will indicate the amount of ethanol in the fuel.



High-Output 130 GPH Fuel Pumps

Pumps flow 130 GPH (free-flow) with pressure pre-set at 7-1/2 to 9 PSI. Six high-flow valves allow ample flow through 3/8" NPT inlet and outlet ports. Body casting can be rotated for best fuel line routing. Fuel pressure regulator ([HLY12-704](#)) is required.

Part No.	Description
HLY12-327-13	Chevy 283-400
HLY12-289-13	Ford 289-351W



170 GPH Fuel Pumps

Volumax Race Series pumps provide up to 170 GPH with shut-off pressure pre-set at 8 PSI. Made with quality heavy-duty components and redesigned high-flow valves. May be rotated for various plumbing situations. Features -8AN inlet and outlet ports. Fuel pressure regulator ([HLY12-704](#)) is required.

Part No.	Description
HLY12-327-20	Chevy 283-400
HLY12-289-20	Ford 289-351W



HP Billet 170 GPH Fuel Pumps

HP billet aluminum mechanical pumps flow exceptionally well and look great. With a free-flow rate of 170 GPH @ 7.5 PSI, there is no need for a regulator. Base may be rotated in relation to top for best inlet/outlet placement. Includes -8AN inlet and outlet fittings.

Part No.	Description
HLY12-327-25	Chevy 283-400
HLY12-289-25	Ford 289-351W



Idle Mixture Screw and Gasket

Part No.	Description
HLY26-101	Idle Mixture Screw
HLY26-110-10	Idle Mixture Screw Gaskets, Cork, Pkg. Of 10



Transfer Tube O-Rings and Seals

Part No.	Description
HLY26-37	Transfer Tube O-Ring, Old Style, Pair
HLY108-97	Transfer Tube Seal, New Style, Pair





5-Point Latch-and-Link Harness Assembly with Ratchet Adjust

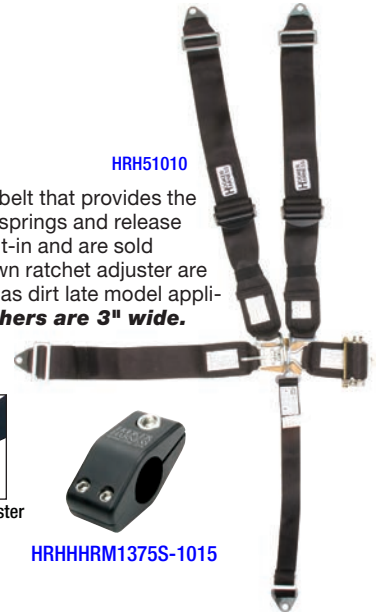
HRH51010

Unique five-point latch-and-link harness system features a compact ratchet adjuster at the end of the lap belt that provides the driver with an easy method of further tightening the harness after the belts have been snugged up. Tension springs and release pull tabs are used on adjusters for security and ease of use. Harnesses may be used as wrap-around or bolt-in and are sold complete with mounting hardware. Ratchet-adjust end of lap belt is bolt-in only. Harnesses with upside-down ratchet adjuster are designed for applications where the driver's side lap belt mount is located further away from the seat, such as dirt late model applications. Offered in black only. **Note: All HANS-compatible shoulder harnesses are 2" wide; all others are 3" wide.**

Part No.	Description
HRH51000	5-Pt. Harness, Ratchet Adjust
HRH51010	5-Pt. Harness, Ratchet Adjust with Aluminum Adjusters
HRH51100	5-Pt. Harness, Ratchet Adjust, HANS
HRH51110	5-Pt. Harness, Ratchet Adjust with Aluminum Adjusters, HANS
Related Components	
HRHHHRM1375S-1015	Mounting Clamp for Ratchet Belts, 1-3/8" Tube
ALL98125	Weld Sleeve for Ratchet Belts



Compact Ratchet Adjuster



HRHHHRM1375S-1015



Asphalt Quarter Midget Tires

Hoosier's A35 utilizes a high-traction compound that works well on tracks that lack grip, such as colder, slick, or "green" track surfaces. The A35 will grip quickly with little heat and will be consistent throughout long green flag runs.

Part No.	Tire Size	Tread Pattern	Tread Width	Approx. Dia.	Approx. Circ.	Recom. Rim	Measured Rim	Section Width	Compound
H0015031A35	31.0/4.5-5	bb	4.5"	10.0"	31"	5-6"	5.5"	5.5"	A35
H0015032A35	32.0/4.5-5	bb	4.5"	10.25"	32"	5-6"	5.5"	5.5"	A35
H0015325A35	33.0/5.0-6	bb	4.75"	10.5"	33.5"	6-6.5"	6"	6.25"	A35
H0015650A35	34.5/6.5-6	bb	6.25"	11.0"	34.75"	8-8.5"	8.5"	8.25"	A35



Track Smart™3 4340 Forged Crankshafts

Manufactured from premium 4340 non-twist forgings, these cranks are CNC-machined and micro polish-finished in the USA. Outstanding features include deep nitrate hardening, lightening holes in all rod throws, and improved counterweight placement. Large .125" radii on all journals mandate that chamfered bearings be used.

Part No.	Description	Stroke	Main	Rod Length
HRCH353876012T	SB Chevy, 2.100" Pin Diameter	3.875	350	6.000"
HRCH354006012T	SB Chevy, 2.100" Pin Diameter	4.000	350	6.000"
HRCH403756012T	SB Chevy, 2.100" Pin Diameter	3.750	400	6.000"



Racing Valve Springs

Engineered for racing use, springs are precisely coiled and heat-treated. Sold in sets of 16.

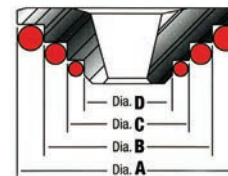
Part No.	Description	O.D.	I.D.	Seat Pressure	Open Pressure	Rate	Coil Bind	7° Retainer	10° Retainer
Performance Valve Springs									
HRC98212	Single with Damper	1.265"	.875"	115@1.780"	340@1.250"	425	1.150"	HRC97112	HRC97132
HRC98213	Single with Damper	1.265"	.878"	120@1.800"	375@1.250"	464	1.100"	HRC97112	HRC97132
HRC98214	Single with Damper	1.250"	.870"	115@1.700"	300@1.250"	411	1.160"	HRC97112	HRC97132
Max Effort Valve Springs									
HRC98215	Single with Damper	1.265"	.878"	120@1.800"	375@1.250"	460	1.100"	HRC97112	HRC97132
Racesaver Valve Springs									
HRC98213RS	Single with Damper	1.265"	.875"	120@1.800"	350@1.200"	430	1.100"	—	—



Valve Spring Retainers

Howard Cams manufactures 7° and 10° chrome moly and 10° titanium retainers, all packaged in sets of 16.

Part No.	Description	Lock Angle	Valve Stem	Valve Spring	Dimensions			
					A	B	C	D
HRC97118	Chrome Moly	7°	11/32"	1.437"-1.450" S/D	1.440"	1.050"	.700"	—
HRC97128	Chrome Moly	10°	All	1.437"-1.450" S/D	1.435"	1.070"	.700"	—
HRC97220	Titanium	10°	All	1.550"-1.550" S/D	1.500"	1.105"	.710"	—



Small Block Chevy Roller Lifters Set

HRC91152

Designed for the entry-level sportsman racer. Built with high-grade materials, but priced with a budget racer in mind, these lifters start with 8620 heat-treated steel bodies. Black oxide-treated for protection, these lifters are fitted with 9310 steel rollers and superior high-strength bearings. They are hand-assembled, checked, and packaged in the USA! Sold in sets of 16.



Valve Locks

Howards Cams offers a variety of heat-treated, machined, and forged steel valve locks, in 7° or 10° versions. All valve locks listed are single-groove design. Sold in sets of 16 pairs.



Part No.	Type	Stem Size	Lock Angle	Lash Cap Recess	Installed Height
HRC93005	Forged	11/32"	7°	No	Standard
HRC93010	Forged	11/32"	7°	No	+.050"
HRC93040	Heat Treated	11/32"	7°	No	Standard
HRC93075	Machined	11/32"	10°	Yes	Standard
HRC93080	Machined	3/8"	10°	Yes	Standard

Pro Lite Direct Lube Mechanical Roller Lifters

Pro Lite lifters are exceptionally lightweight, up to 20 grams lighter than many competitors' lightweight lifters. Lifters are assembled using durable 8620 steel bodies, 9310 steel rollers, precision sorted needle bearings, and stainless steel cross bars. Integrated high-pressure pin oilers offer improved durability. Sold in sets of 16.




Part No.	Description
HRC91132	SB Chevy 265-400, +.300" Tall
HRC91137	SB Chevy 265-400

Rev Kits

HRC90135

Engineered for roller cam engines, Howards rev kits increase valve train stability throughout the RPM range and keep the lifters in their bores if valve train components fail. Locator bars, springs, and lifter buttons are included. Fits small block Chevy with cutaway style lifters and 5/16" pushrods only.



Description
SB Chevy 265-400, Cutaway-Style Lifter Applications, 5/16" Pushrods Only

Billet Aluminum Roller Rocker Arms

CNC-machined aluminum roller rockers will withstand over 800+ pounds of valve spring pressure and over .800" valve lift. Rocker arms are purple anodized, with needle-bearing fulcrums and roller tips, centerless ground trunnions, and thick-walled adjusting nuts. Sets of 16.



Part No.	Application	Stud	Ratio
HRC90070	SB Chevy 265-400	3/8"	1.50
HRC90072	SB Chevy 265-400	7/16"	1.50
HRC90073	SB Chevy 265-400	7/16"	1.60

Ultimate-Duty Valve Seals

HRC93311

Premium PC valve seals are manufactured from space-age fluoropolymer and are tolerant to pump gas, alcohol, or nitromethane. Self-lubricating seals provide controlled radial tension, while allowing a very small amount of oil for valve guide and stem lubrication. Sold in sets of 16.



Description	Guide I.D.	Valve I.D.	O.D.	Overall Height	Guide Contact
11/32" x .500" Guide	.494"	.337"	.630"	.460"	.120"



Shark Top Wings

Made with bare finished .018" 6061-T6 aluminum. Includes HRPHRP8811-A75-HD wing posts.

Part No.	Description
HRPSHK0510-S1	Shark Flat
HRPSKD0512-S1	Shark Dished




HRPSHK0510-S1

TRUCK FREIGHT ONLY

Top Wings (Flat, Dished)

Hepfner Racing Products is a leader in the design and manufacturing of sprint car wings. Each CNC-punched and formed wing is identical and all internal components are formed and lightened. Made from .020" 6061 aluminum with 4130 plated steel internal posts.

Part No.	Description
HRPFLT0510	Top Wing, Flat Dimpled
HRPFLT0510-K	Top Wing, Flat Dimpled, Tubed UPS GROUND
HRPFLT0510-S	Top Wing, Flat Dimpled, Super Side Board
HRPVFT0512-K	Top Wing, Dished Dimpled, Tubed UPS GROUND
HRPVFT0512-S	Top Wing, Dished Dimpled, Super Side Board



HRPFLT0510

TRUCK FREIGHT ONLY

Side Boards and Brace Kits

Part No.	Description
HRPFLT5500-S050	RH Brace Kit, Super Side Flat
HRPFLT6550-200-KIT	LH Side Board, Flat in Tube
HRPFLT6500-S050-KIT	RH Super Side Board, Flat in Tube
HRPVFT6550-200-KIT	LH Side Board, Dished in Tube

Shark Nose Wings

"Super" nose wing is tall and angled with a 2" dish for increased downforce. Exclusive recessed rivet design means greater strength, improved aerodynamics, quicker mud removal, and easier vinyl application. Each CNC-punched and formed wing is identical.

Part No.	Description
HRPSKD0802-S	Assembled
HRPSKD0802-T-KIT	Unassembled Kit



SHARK

TRUCK FREIGHT ONLY

Dished Nose Wings

"Super" nose wing is tall and angled with a 1" or 2" dish for increased downforce. Exclusive recessed rivet design means greater strength, improved aerodynamics, quicker mud removal, and easier vinyl application. Each CNC-punched and formed wing is identical.

Part No.	Description
HRPVFT0801-S	Super Nose Wing, 1" Dish
HRPSKD0802-S	Super Nose Wing, 2" Dish



TRUCK FREIGHT ONLY

Wicker Bill Racks **NEW!**

Part No.	Description
HRPHRP6790-BLK	Black
HRPHRP6790-WHT	White



Top Wing Mounts

Part No.	Description
HRPHRP8811	Top Wing Posts, Pair
HRPHRP8811-A75	75° Angle, 11-1/4" Length, Bare Finish, Each
HRPHRP8811-LA75	Top Wing Post, Easy Glide NEW!



HRPHRP8811-A75

HRP WoO Top Wing Post HRPHRP8811-A75-HD

Working closely with The Sprint Car Safety Council, Hepfner Racing Products (HRP) has developed a superior Sprint Car top wing post, using a heat-treating process during manufacturing, which has been approved for use by The Sprint Car Council and most National sanctioned series and tracks.



These revised posts have a clear recognizable proprietary "approved" decal along with a stamped "H". These revised posts will be the only HRP manufactured top wing post sold.

15" Tall Rear Wing Trees

HRP8080-15

Tubular 4130 telescoping steel rear wing trees support the rear of the top wing and reduce wind resistance on Eagle or Maxim chassis with HRP top wings.



Nose Wing Mounts

Rigid nose wing mounts are manufactured from stainless steel.

Part No.	Description
HRP8165-LH	LH Side Nose Wing Mount
HRP8165-RH	RH Side Nose Wing Mount
HRP8004-SS	Nose Wing Tubes
HRP8018	Wing Mount Clamps



HRP8165-RH

HRP8165-LH

HRP8004-SS

HRP8018

Radiator Air Box


Aluminum air box has lightening holes, fully radiused edges, and pre-formed quick fastener flanges. Fits 20" wide radiators in Maxim or Eagle chassis.

Part No.	Description
HRP8300	Air Box Channel
HRP8301	Air Box Front Panel



Radiator Rock Screen HRP8067

Rock screen, made of .050" thick aluminum with billet frame and fitted with a stainless steel mesh, protects radiator from rocks and debris.



MSD Box Mounts

.050" thick aluminum mount is drilled to accept an MSD ignition control and has quick-fastener flanges.

Part No.	Description
HRP8360	Box Mount
HRPHRP8120	Comb Dash Mount NEW!



Two-Gauge Mount HRP8361

Aluminum gauge mount accepts 2-5/8" dia. gauges, has a shut-off switch hole, and quick-fastener flanges.



Tel-Tac Dash Mount Brackets HRP8362

Mount a Tel-Tac at the proper angle. Aluminum brackets install using quick-fasteners.





Front Bumper with Upper Tube HRP8076-B

Constructed from durable stainless steel, bumper includes upper tube for improved front end protection.



Front Bumpers


Tubular front bumpers, in lightweight aluminum or stainless steel, are 19" wide and 7" deep.

Part No.	Description
HRP8075	Aluminum Bumper
HRP8076	Stainless Steel Bumper



Rear Bumper HRP8077

Stainless steel, 1" dia. bumper fits Maxim, Eagle and Stealth chassis.



Nerf Bars

"Shorty" nerf bars are 1" dia. stainless steel and fit Maxim, Triple X, and Eagle chassis.

Part No.	Description
HRP8078	Left Hand Nerf Bar
HRP8079	Right Hand Nerf Bar



Driveline Rack

Designed to securely store extra sprint car driveline assemblies in your trailer or garage, this rack is made specifically to hold the complete assembly, including torque tube, ball housing, and driveshaft upright and out of the way. A rubber-lined U-channel secures the driveshaft and torque tube assembly while the textured bottom pad holds everything in place. Finished in black or white powder coat. Sold individually.



Part No.	Color
HRPHRP6330-BLK	Black
HRPHRP6330-WHT	White


Nerf and Bumper Rack HRPHRP6135-WHT

The white powder-coated storage rack with rubber-coated "U" channels is a great way to keep bumpers and nerf bars organized and out of the way, whether in the shop or race trailer.



Heel Riser HRP8063

Tapered aluminum heel riser is 1-1/2" tall and mounts under the accelerator pedal for improved leverage and comfort.



King Pin Reamer HRP6107

Constructed from durable stainless steel.



Torsion Bar Tray HRP6384-WHT

Lightweight aluminum tray may be placed on the front or rear bumpers, and eases between-race maintenance by providing a convenient area to place torsion bars, tools, etc.



Nose Wing Trays

Part No.	Color
HRP6009	White
HRPHRP6009-BLK	Black



HRPHRP6009-BLK

Wall Mounted Work Station/Storage Cabinet HRPHRP6410-WHT

HRP's 23" x 23" white powder coated aluminum work station is manufactured with a built-in towel dispenser and locking fold-down door. Great for hanging in the trailer or on the shop wall, with ample storage for chemicals, tools or parts.



Trailer Accessories



HRPHRP6198-A-WHT



HRPHRP6775-WHT

Part No.	Description
HRPHRP6135-WHT	Nerf And Bumper Rack
HRPHRP6198-A-WHT	Wheel Cover Holder
HRPHRP6298-WHT	Grease Gun Holder
HRPHRP6340-A-WHT	Radiator Rack
HRPHRP6348-WHT	Torsion Bar Rack for Trailer
HRPHRP6550-WHT	Top Wing Wall Tray
HRPHRP6551-WHT	Top Wing Roof Mount
HRPHRP6553-WHT	Vertical Nose Wing Mount
HRPHRP6775-WHT	Axle Rack, One Front Axle, One Rear End
HRPHRP6776-WHT	Axle Rack, Two Front Axles, One Rear End
HRPHRP6776-BLK	Axle Rack, Two Front Axles, One Rear End
HRPHRP6780-3-WHT	Steering Gear Wall Mount, Gen. 2
HRP6783-WHT	Fuel Cell Wall Mount
HRPHRP6780-3-BLK	Gen2 Mount, Black
HRPHRP6780-3-WHT	Gen2 Mount, White

Wheel Balancer HRPHRP6014-1

Wall-mount or free-standing with precision rollers and powder coated frame and arms. The components are all anodized for durability.



Sprint Car Squaring Block Set HRPHRP6011

This set allows for quick adjustment when squaring a Sprint Car. These EZ Square Tools have adjustable blocks and quickly and securely mount to your car to cradle the axle, allowing for straightforward adjustments.





Wrap-Around Header Guards

Part No.	Description
HRP8336-LH	Left Hand, Stainless Steel
HRP8336-RH	Right Hand, Stainless Steel



Single-Row Gear Case Shelf HRPHRP6518-WHT

Single gear shelf is manufactured for quick-change gear cases. Will hold up to 10 cases, keeping them organized, clean, and easy to locate when needed. White powder coat finish.



Wall Mount Spacer Tray HRPHRP6181-WHT

23" long aluminum tray mounts on trailer wall to keep axle spacers in a convenient location.




Sprint Car Wheel Wrench HRP6355

Designed to offer maximum leverage for loosening or tightening wheels.



Wheel Wrench Rack HRPHRP6356-WHT

Tray, Spacers, and Wrench
Not Included



Wall Mounted Fuel Funnel Rack HRPHRP6260-WHT

White powder-coated aluminum, triangular style funnel rack. Keeps fuel funnels clean and free from debris. Funnel not included.



Fuel Funnel Wall Racks

Aluminum racks are used to conveniently store a "D"-shaped fuel funnel.



Part No.	Description
HRP6261	Original Square-Style Rack, Natural Finish
HRPHRP6260-WHT	Triangle-Style Rack, White Finish NEW!
HRPHRP6262-BLK	Hook-Style Rack, Black Finish NEW!
HRPHRP6262-WHT	Hook-Style Rack, White Finish NEW!

Ratchet Strap Rack HRPHRP6006-WHT

This wall-mounted rack holds 2 ratchet straps for convenient storage in your trailer or workshop. Aluminum with white powder-coated finish. Measures 11" x 11". Sold individually.



Tire Gauge Holder

Stores tire gauge in a convenient spot.

Part No.	Description
HRP6380	Small Tire Gauge Holder
HRP6383	Large Tire Gauge Holder



Header Racks

Stainless steel rack hugs the trailer wall and holds spare exhaust headers securely. Accepts spread port small block Chevy headers. Sold each.



Part No.	Description
HRPHRP6700A-WHT	Angle Mount, White
HRPHRP6700A-BLK	Angle Mount, Black NEW!
HRPHRP6700F-BLK	Flat Mount, Black NEW!

Tie Wrap Holders **NEW!**

Part No.	Description
HRPHRP6085-BLK	5 Spot, Black
HRPHRP6085-WHT	5 Spot, White



Utility Jug Aluminum Racks **NEW!** HRP6361-WHT

Part No.	Description
6 Bay	
HRPHRP6359-6-BLK	30-1/4" x 44" x 12", Black Powder Coat
4 Bay	
HRPHRP6361-WHT	42.375" x 10.5" x 10", White Powder Coat



Wheel Cover Holder HRPHRP6198-A-WHT **NEW!**

Convenient, wall mount unit is designed specifically for storing wheel covers. White powder-coated aluminum fixture holds up to four wheel covers.



Grease Gun Holder HRPHRP6298-WHT **NEW!**

White powder-coated aluminum wall mount unit stores grease gun conveniently out of the way.



Wall-Mount Work Station **NEW!**

Large, 23" x 23" wall cabinet includes plenty of storage for chemicals, tools, parts, etc., and also includes a built-in towel dispenser. Fold-down locking door adds table space. Offered with black or white powder-coated finish.

Part No.	Color
HRPHRP6410-BLK	Black
HRPHRP6410-WHT	White



Roll Towel Rack **NEW!**

Keep paper shop towels handy. Manufactured from .090" thick, white powder-coated aluminum, holder includes 1" dia. cross tube and easy clip pin.

Part No.	Color
HRPHRP6430-WHT	White
HRPHRP6430-BLK	Black





Wall-Mounted Broom Holders

Aluminum push broom holders are made with a durable white powder-coated finish. Available in small and large size.



Part No.	Description
HRPHRP6392-WHT	Large
HRPHRP6393-WHT	Small

Torsion Bar Rack HRP6350-WHT

Two-piece, wall-mounted, single row rack holds torsion twelve bars. Rubber grommets add protection while torsion bars are stored in the rack. White powder-coated finish.



Torsion Bar Rack HRP6348-WHT

This two-piece wall-mounted torsion bar rack securely holds up to 24 sprint car torsion bars. Rubber grommets protect the torsion bars and keep them in place. White powder-coated finish. Measures 22-3/4" L x 4-3/4" D. Sold individually.



Ratchet Strap Holder HRP6007

Keep ratchet straps organized with this 8" long strap holder. Holds two tie-downs.



Nitrogen Bottle Holder HRP6060

Two-piece holder keeps bottle secure.

Cordless Drill Holder

For the shop or trailer, the HRP cordless drill holder is a fantastic item to have. Keep track of your cordless drill so it's always where you need it. Holds most styles of cordless drills. Easy-to-clean durable white powder coat finish.



Part No.	Description
HRP6395	White Powder Coat
HRPHRP6395-BLK	Black Powder Coat NEW!

Double-Row Shock Rack

The wall-mounted shock rack holds up to 12 shocks in two rows, making it perfect for workshop or trailer. The all-aluminum rack is 15" in length and features 6 shock storage posts with hairpin clips. Secure up to two shocks on each post. Order two racks and secure both top and bottom to prevent movement in a trailer. Finished in gloss black powder coat. Sold individually.



Part No.	Description
HRPHRP6522D-15-BLK	15" Long, Double-Row Shock Rack, Holds 12 Shocks, Black
HRPHRP6524S-S20-WHT	20" Long, Single-Row Shock Rack, Holds 8 Shocks, White

Single-Row Shock Rack HRP6524S-S20-WHT

The wall-mounted shock rack holds up to 8 shocks in a single row. Perfect for a trailer or garage, all-aluminum rack is 20" in length and features 8 shock storage posts with hairpin clips. Order two racks and secure both top and bottom to prevent movement in a trailer. Finished in white powder coat. Sold individually.



HYLOMAR®

Hylomar M Blue

The original Hylomar. Non-setting gasket and jointing compound is used by OEM's from around the world. Resistant to lubricants and fuels, product features a wide operating temperature range of -58°F to 482°F.

Part No.	Description
HYL61306	8.45-oz. Brush Top Can
HYL61311	6.76-oz. Aerosol Can
HYL61314	1.35-oz. Tube



Hylasil

RTV silicone sealants may be used to seal engines, transmissions, and differentials. Product may be used to replace traditional gaskets and remains permanently flexible. Resistant to automotive fluids except fuels. Sold in 3.0-oz. tubes.

Part No.	Description
HYL61405	Gray Silicone RTV Sealant
HYL61411	Hi-Temp Silicone RTV Sealant
HYL61413	Black Silicone RTV Sealant



Hylomar Cleaner HYL61701

Product removes Hylomar gasket and jointing compound, reducing precious clean-up and rebuild time. Sold in 13.53-oz. aerosol can.



Hylgrip Thread Sealing

Specially formulated to seal and lock threaded joints. HY5172 includes the addition of PTFE, which considerably reduces the tightening of threaded joints. Sold in .34 or 1.69-oz. bottles.



Description	.34-oz. Bottle	1.69-oz. Bottle
HY2413 Thread Locker	HYL61802	HYL61803
HY2170 Thread Locker	HYL61807	HYL61808
HY5172 Thread Locker with PTFE	—	HYL61818

Hyperco Coil Springs are recognized by top competitors worldwide as one of the best available. Hyperco starts with the highest quality wire. Inspections are performed before, during, and after manufacturing to meet stringent quality standards. All Hypercoils are dark blue powder coated (except black rear pigtail springs) and etched with the rate.

2-1/2" I.D. Coil-Over Springs

BLUE POWDER COATED

Rate	4" Tall	6" Tall	7" Tall	8" Tall	10" Tall	12" Tall
95	—	—	—	—	—	HYP1812B095
100	—	—	HYP187B0100	HYP188B0100	—	—
110	—	—	—	—	HYP1810B0110	HYP1812B0110
125	—	—	HYP187B0125	HYP188B0125	HYP1810B0125	HYP1812B0125
150	—	—	HYP187B0150	HYP188B0150	HYP1810B0150	HYP1812B0150
162	—	—	—	—	HYP1810B0162	—
175	—	—	HYP187B0175	HYP188B0175	HYP1810B0175	HYP1812B0175
185	—	—	—	—	—	HYP1812B0185
200	—	—	HYP187B0200	HYP188B0200	HYP1810B0200	HYP1812B0200
225	—	—	HYP187B0225	HYP188B0225	HYP1810B0225	HYP1812B0225
250	—	—	HYP187B0250	HYP188B0250	HYP1810B0250	HYP1812B0250
275	—	—	HYP187B0275	HYP188B0275	HYP1810B0275	HYP1812B0275
300	—	HYP186B0300	HYP187B0300	HYP188B0300	HYP1810B0300	HYP1812B0300
325	—	—	HYP187B0325	HYP188B0325	HYP1810B0325	HYP1812B0325
350	HYP184B0350	HYP186B0350	HYP187B0350	HYP188B0350	HYP1810B0350	HYP1812B0350
375	—	—	HYP187B0375	HYP188B0375	HYP1810B0375	HYP1812B0375
400	HYP184B0400	HYP186B0400	HYP187B0400	HYP188B0400	HYP1810B0400	HYP1812B0400
425	—	—	—	HYP188B0425	HYP1810B0425	HYP1812B0425
450	HYP184B0450	HYP186B0450	HYP187B0450	HYP188B0450	HYP1810B0450	HYP1812B0450
475	—	—	—	HYP188B0475	HYP1810B0475	HYP1812B0475
500	HYP184B0500	HYP186B0500	HYP187B0500	HYP188B0500	HYP1810B0500	HYP1812B0500
525	—	—	—	HYP188B0525	HYP1810B0525	—
550	—	HYP186B0550	—	HYP188B0550	HYP1810B0550	HYP1812B0550
575	—	—	—	—	HYP1810B0575	—
600	HYP184B0600	HYP186B0600	HYP187B0600	HYP188B0600	HYP1810B0600	HYP1812B0600
650	—	HYP186B0650	—	HYP188B0650	HYP1810B0650	HYP1812B0650
700	HYP184B0700	HYP186B0700	HYP187B0700	HYP188B0700	HYP1810B0700	HYP1812B0700
750	—	HYP186B0750	—	HYP188B0750	—	—
800	—	—	—	HYP188B0800	HYP1810B0800	HYP1812B0800
850	—	—	—	HYP188B0850	—	HYP1812B0850
900	—	—	—	HYP188B0900	—	—
1000	—	—	—	HYP188B1000	—	—
1200	—	HYP186B1200	—	—	—	—



Bump Springs

Designed to be used in conjunction with a primary spring, bump springs allow the car to have a relatively soft initial spring rate and achieve the optimum ride height, while increasing the rate to achieve a constant, "dynamic ride height".

Part No.	Free Length	O.D.	I.D.	Design Load
HYP24BS0800	2.400"	1.928"	1.338"	887
HYP24BS1000	2.400"	1.950"	1.338"	1073
HYP24BS1200	2.400"	1.940"	1.300"	1265
HYP24BS1400	2.400"	1.962"	1.300"	1464
HYP24BS1600	2.400"	1.940"	1.260"	1565



Quarter Midget 1-5/8" I.D. x 4-1/4" Tall Springs

Developed to meet the specific requirements of Quarter Midget racing, OBD (Optimum Body Diameter) springs are manufactured from high-tensile material and optimized by adjusting the spring body diameter relative to the end coils.

Rate	Part No.
80	HYP184.25Q080
87	HYP184.25Q087
94	HYP184.25Q094
100	HYP184.25Q100
108	HYP184.25Q108
116	HYP184.25Q116
124	HYP184.25Q124
132	HYP184.25Q132
140	HYP184.25Q140
150	HYP184.25Q150



2-1/2" I.D. Ultra High Travel Coil-Over Springs

Rapidly growing in popularity with chassis builders and suspension tuning specialists, UHT (Ultra High Travel) coil-over springs combine the benefits of extreme travel, rate linearity, and consistency in free length/installed height. Spring design offers a larger "body bulge" when compared to standard OBD (Optimum Body Diameter) designs, allowing increased deflection and resistance to bowing. Ideal for light-rate/high-travel or soft-spring/big-bar coil-over applications. Blue powder coated springs are offered in 12" and 14" heights.

Rate	12" Tall	14" Tall
110	HYP12B0110UHT	—
125	HYP12B0125UHT	HYP14B0125UHT
140	—	HYP14B0140UHT
150	HYP12B0150UHT	HYP14B0150UHT
165	—	HYP14B0165UHT
175	HYP12B0175UHT	HYP14B0175UHT
185	—	HYP14B0185UHT
200	HYP12B0200UHT	HYP14B0200UHT
225	HYP12B0225UHT	HYP14B0225UHT
250	HYP12B0250UHT	HYP14B0250UHT
275	HYP12B0275UHT	—
300	HYP12B0300UHT	—
325	HYP12B0325UHT	—



1-7/8" I.D. Coil-Over Springs

BLUE POWDER COATED

Rate	8" Tall	10" Tall
100	—	HYP1810D0100
112	—	HYP1810D0112
125	HYP188D0125	HYP1810D0125
137	—	HYP1810D0137
150	HYP188D0150	HYP1810D0150
162	—	HYP1810D0162
165	HYP188D0165	—
175	HYP188D0175	—
185	—	HYP1810D0185
200	HYP188D0200	HYP1810D0200
225	HYP188D0225	HYP1810D0225
240	HYP188D0240	—
250	HYP188D0250	HYP1810D0250
275	—	HYP1810D0275
300	—	HYP1810D0300
325	—	HYP1810D0325
350	—	HYP1810D0350
375	—	HYP1810D0375
400	—	HYP1810D0400
500	—	HYP1810D0500



2-1/2" I.D. Dual Rate UHT Coil-Over Springs

Dual-rate Ultra High Travel 2-1/2" I.D. coil-over springs utilize a light rate section that includes closely wound coils, while the higher rate features wider spaced coils. Wide coil spacing allows tuning the secondary rate using spring rubbers.

Part No.	Free Length	Initial Rate	Secondary Rate
HYP12B0175/350UHT	12"	175	350
HYP12B0200/425UHT	12"	200	425
HYP14B0175/350UHT	14"	175	350
HYP14B0200/425UHT	14"	200	425
HYP16B0138/375UHT	16"	138	375



2-1/4" I.D. Coil-Over Springs

BLUE POWDER COATED

Rate	5" Tall	6" Tall	7" Tall	8" Tall
200	—	—	—	HYP188A0200
225	—	—	—	HYP188A0225
250	—	—	HYP187A0250	HYP188A0250
275	—	—	—	HYP188A0275
300	—	—	—	HYP188A0300
325	—	—	HYP187A0325	HYP188A0325
350	—	—	HYP187A0350	HYP188A0350
375	—	—	HYP187A0375	HYP188A0375
400	—	—	HYP187A0400	HYP188A0400
425	—	—	HYP187A0425	HYP188A0425
450	—	—	HYP187A0450	HYP188A0450
475	—	—	HYP187A0475	—
500	HYP185A0500	HYP186A0500	—	HYP188A0500
550	—	HYP186A0550	HYP187A0550	HYP188A0550
600	—	HYP186A0600	—	HYP188A0600
650	—	HYP186A0650	HYP187A0650	HYP188A0650
700	—	HYP186A0700	HYP187A0700	HYP188A0700
750	—	HYP186A0750	—	HYP188A0750
800	—	HYP186A0800	HYP187A0800	HYP188A0800
900	—	—	—	HYP188A0900
1000	—	—	—	HYP188A1000



Take-Up Springs

Springs keep coil-overs properly indexed in platforms. Should be used with stacked spring divider [HYP18DS100](#).



Part No.	Description
HYPCS100	2-1/2" I.D. x 4" Free Length, 25-lb. Rate
HYPCS600	2-1/2" I.D. x 6" Free Length
HYP18DS100	Stacked Spring Divider, Couples 2-1/2" ID.Take-Up Spring

2-1/4" I.D. Helper Spring HYPHELPERSPRG-2.25

Special helper spring installs between the coil-over spring and shock nut to keep the coil-over spring loaded when the chassis is raised, while preventing the spring from becoming mis-adjusted.



Hydraulic Load-Centering Spring Perch HYPHHPERCH-2.50

Perch fits on top of a 2-1/2" I.D. coil over to correct the uneven load characteristics of coil-over springs, centering spring forces on the shocks to reduce bending and internal friction.



Spring Covers **NEW!**

Not only designed to prevent dirt and debris from contaminating costly shock components, covers are also effective in keeping shock/spring set-up confidential. Fabric covers are breathable, water repellent, and heat resistant up to 450°F, while also being washable for multiple use.



Part No.	Description
HYP1101-12BUHT	2-1/2" I.D. x 12" FL "B" Series UHT Springs
HYP1101-14B	2-1/2" I.D. x 14" FL "B" Series Springs
HYP1101-14BUHT	2-1/2" I.D. x 14" FL "B" Series UHT Springs
HYP1101-16B	2-1/2" I.D. x 16" FL "B" Series Springs



Tire Grooving Iron IHK125

Lightweight pistol grip stays cool during use. The solid brass head keeps the heat "just ahead" of the cutting blade to quickly groove dirt track tires. Cut depth is controlled by the adjustable blade. Iron has a 250-watt capacity, and includes .215" wide brass #4 head, twelve #4 blades, and 7-foot power cord.

Part No.	Description	Part No.	Description
Replacement Round Blades		Replacement Heads	
IHKBL01	#1 Blades (12)	IHKHD01	#1 Head .053" Wide
IHKBL02	#2 Blades (12)	IHKHD02	#2 Head .090" Wide
IHKBL03	#3 Blades (12)	IHKHD03	#3 Head .150" Wide
IHKBL04	#4 Blades (12)	IHKHD04	#4 Head .215" Wide
IHKBL05	#5 Blades (12)	IHKHD05	#5 Head .290" Wide
IHKBL06	#6 Blades (12)	IHKHD06	#6 Head .375" Wide
IHKBL08	#8 Blades (12)	IHKHD08	#8 Head .500" Wide
IHKBL10	#10 Blades (12)	IHKHD10	#10 Head .625" Wide
IHKBL12	#12 Blades (12)	IHKHD12	#12 Head .750" Wide



Charger and Super Charger

An oversized wraparound eye port provides a wide-angle view. Helmets include a Gray Matter liner for maximum comfort and safety. An adjustable chin bar and forehead, crown, and rear vents offer comfort. Super Charger model has a top-mounted fresh air port. Meets Snell SA2020 specifications. Offered in silver, white, black, or flat black.



Size	Silver	White	Black	Flat Black
Charger				
X-Small	—	—	—	IMP14020212
Small	—	IMP14020309	—	IMP14020312
Medium	—	IMP14020409	IMP14020410	IMP14020412
Large	—	IMP14020509	IMP14020510	IMP14020512
X-Large	—	IMP14020609	IMP14020610	IMP14020612
Super Charger				
Small	—	IMP17020309	IMP17020310	IMP17020312
Medium	IMP17020408	IMP17020409	IMP17020410	IMP17020412
Large	IMP17020508	IMP17020509	IMP17020510	IMP17020512
X-Large	IMP17020608	IMP17020609	IMP17020610	IMP17020612

Champ

The Champ's radical chin bar covers the nose and mouth, acting as a breath deflector. Large eyeport provides exceptional vision, while Gray Matter liner, extended chin foil, adjustable forehead, crown, and rear exhaust vents contribute to comfort. Meets Snell SA2020 specifications. Offered in white, black, or flat black.



Size	White	Black	Flat Black
X-Small	—	IMP13020210	IMP13020212
Small	—	IMP13020310	IMP13020312
Medium	IMP13020409	IMP13020410	IMP13020412
Large	IMP13020509	IMP13020510	IMP13020512
X-Large	IMP13020609	IMP13020610	IMP13020612

Champ ET **NEW!**

Similar to the original Champ but designed as an affordable, entry-level helmet. Constructed using a rigid, fiberglass shell, helmet utilizes a radical chin bar that covers the nose and mouth, acting as a breath deflector. A large eyeport delivers exceptional peripheral vision. Meets Snell SA2020 specifications. Offered in white or flat black.



Size	White	Flat Black
X-Small	IMP13320209	IMP13320212
Small	IMP13320309	IMP13320312
Medium	IMP13320409	IMP13320412
Large	IMP13320509	IMP13320512
X-Large	IMP13320609	IMP13320612

1320 and Air 1320

Affordable full-face helmet is designed specifically for the entry-level racer. Manufactured in the USA of a lightweight composite, the 1320 includes an extra-wide eyeport for exceptional peripheral vision. Meets Snell SA2020 specifications. Air 1320 has a top-mounted fresh air port. Offered in white or flat black.



Size	White	Flat Black
1320		
X-Small	IMP14520209	IMP14520212
Small	IMP14520309	IMP14520312
Medium	IMP14520409	IMP14520412
Large	IMP14520509	IMP14520512
X-Large	IMP14520609	IMP14520612
Air 1320		
Small	—	IMP14820312
Medium	—	IMP14820412
Large	—	IMP14820512
X-Large	—	IMP14820612

Adult Helmet Sizing Chart:

Small	Medium	Large	X-Large
Hat Size Equivalent			
6-7/8 to 7	7-1/8 to 7-1/4	7-3/8 to 7-1/2	7-5/8 to 7-3/4
Inch Size Equivalent			
21-5/8 to 22	22-1/2 to 22-3/4	23-1/4 to 23-5/8	24 to 24-1/2
CM Size Equivalent			
55 to 56	57 to 58	59 to 60	61 to 62



Helmet Accessories



Part No.	Description
IMP1000000	Replacement Helmet Pivot Kit
IMP1000009	Helmet Dryer, Electric Unit Removes Moisture from Helmet
IMP1000012	Breath Deflector, Prevents Shield Fogging
IMP1000016	Helmet Skirt, 2-Layer, SFI 3.3/5
IMP1111121	Thin Cheek Pads, Vapor/Air Vapor/Charger/Super Charger/Champ/Draft
IMP1111131	Thin Cheek Pads, Supersport/Supersport Air/1320/Air Draft
IMP1750012	Top Mount Air Inlet, Phenom SS X-Small to Medium/Large Helmets NEW!
IMP1750013	Top Mount Air Inlet, Phenom SS Large to XX-Large Helmets NEW!
IMP8150010	Shield Bag, Black Carrying Case Stores Two Shields

Replacement Helmet Shields

Model	Part No.
Clear	
Vapor/Charger/Draft	IMP12199901
Champ/Nitro	IMP13199901
Air Draft/Super Sport/Spider	IMP19399901
Phenom SS	IMP17599901
Light Smoke	
Champ/Nitro	IMP13100902
Dark Smoke	
Vapor/Charger/Draft	IMP12199903
Champ/Nitro	IMP13199903
Air Draft/Super Sport/Spider	IMP19399903
Hi-Def. Amber	
Vapor/Charger/Draft	IMP12199904
Champ/Nitro	IMP13199904
Air Draft/Super Sport/Spider	IMP19399904
Iridium Yellow	
Vapor/Charger/Draft	IMP12100905
Champ/Nitro	IMP13100905
Air Draft/Super Sport/Spider	IMP19300905
Iridium Blue	
Vapor/Charger/Draft	IMP12100906
Champ/Nitro	IMP13100906
Air Draft/Super Sport/Spider	IMP19300906
Phenom SS	IMP17599906
Chrome	
Vapor/Charger/Draft	IMP12100908
Air Draft/Super Sport/Spider	IMP19300908
Phenom SS	IMP17599908



5- and 6-Point Latch-and-Link Systems

Each latch-and-link restraint includes choice of individual shoulder or V-type harness, lap belts and single (5-point) or double (6-point) anti-sub belt. SFI 16.1 certified.



Part No.	Description
Individual Shoulder Harness Sets	
IMP50112002	5-Point, Bolt-in/Wrap-Around, Left Side Ratchet NEW!
IMP51111111	5-Point, Pull-Down Adjust Both Laps, Bolt-In/Wrap-Around
IMP51111111HANS	5-Point, Pull-Down Adjust, HANS, Transition Shoulder Belts, Bolt-In/Wrap-Around
IMP51111111HANS-1 *	5-Point, Pull-Down Adjust, HANS, Double Shoulder Belts, Bolt-In/Wrap-Around
IMP51111231	5-Point, Pull-Down Right Lap/Fixed Left Lap, 3" x 3" into 2" Transition, Bolt-In
IMP51112116	5-Point, Pull-Down Right Lap/Fixed Left Lap, Bolt-In/Wrap-Around
IMP51115222	5-Point, Pull-Down Left Lap/Fixed Right, Bolt-In/Wrap Around, 2" x 2"
IMP51122116	6-Point, Pull-Down Right Lap/Fixed Left Lap, Bolt-In/Wrap-Around
IMP52111111	5-Point, Pull-Up Right Lap/Fixed Left Lap, Bolt-In/Wrap Around
IMP52112226	5-Point, Pull-Up Right Lap/Fixed Left Lap, 2" x 2", Bolt-In
IMP52122326	6-Point, Pull-Up Adjust, HANS, Transition Shoulder Belts
IMP53111111	5-Point, Pull-Down Adjust, Bolt-in/Wrap-Around NEW!
IMP53111231	5-Point, Pull-Down Adjust, HANS, Transition Shoulder Belts
IMP53653711	5-Point, Pull Right/Fixed Left Lap, Bolt-In/Wrap-Around
IMP54111111	5-Point, Pull-Up Adjust Both Laps, Bolt-In/Wrap-Around
IMP54111231	5-Point, Pull-Up Adjust, HANS, Transition Shoulder Belts
IMP54121111	6-Point, Pull-Up Adjust Both Laps, Bolt-In/Wrap-Around
IMP59111111	5-Point, Pull-Down Adjust Both Laps, Integrated Adjuster, Bolt-In/Wrap-Around
V-Type Shoulder Sets	
IMP53811111	5-Point, Pull-Down Adjust Both Laps, Bolt-In/Wrap-Around
IMP54811111	5-Point, Pull-Up Adjust Both Laps, Bolt-In/Wrap-Around
IMP59811111	5-Point, Pull-Down Adjust Both Laps, Integrated Adjuster, Bolt-In/Wrap-Around

* Harness includes double shoulder belts; 3" belts under HANS, 2" belts over HANS.

Anchor Hardware



Part No.	Description
IMP5000011	3-Bar Adjuster
IMP5000021	Bolt-In Anchor
IMP5000031	Clip-In Anchor
IMP5000041	Eye Bolt Anchor



Racer Series Restraint IMP5794111

Affordable Racer-series restraint combines high-strength polyester webbing and silver finish hardware. Latch-and-link 5-point restraint includes V-type shoulder belts and pull-down adjustment. Meets SFI 16.1 specifications.



5-Point Rotary Camlock Systems

Each 5-point rotary camlock system has individual shoulder harness, lap belts, and single anti-sub belt. SFI 16.1 certified.

Part No.	Description
Individual Shoulder Sets	
IMP57341111	5-Point, Pull-Down Adjust Both Laps, Bolt-In/Wrap-Around
IMP57341231	5-Point, Pull-Down Adjust, HANS, Transition Shoulder Belts
IMP57349226	5-Point, Pull-Down Adjust, Bolt-In/Wrap-Around, Integral Lap Adjuster NEW!
IMP58341231	5-Point, Pull-Up Adjust, Bolt-in/Wrap-Around, Transition Shoulder Belts NEW!

Quarter Midget Restraint Systems

Junior restraint systems are designed for the drivers of Quarter Midgets. Choose from latch-and-link or cam-lock belts. SFI 16.1 certified.



Part No.	Description
Individual Shoulder Sets	
IMP52116661	5-Point Latch & Link, Pull-Up Right/Fixed Left Lap, Bolt-In/Wrap-Around
IMP53116661	5-Point Latch & Link, Pull-Down Adjust, Bolt-in/Wrap-Around NEW!
IMP54116661	5-Point Latch & Link, Pull-Up Adjust Both Laps, Bolt-In/Wrap-Around
IMP58346661	5-Point Camlock, Pull-Up Adjust Both Laps, Bolt-In/Wrap-Around

Phenom **NEW!**

Double-layer, one-piece driving suit combines attractive, European styling with Made in the USA craftsmanship. Lightweight, saateen Nomex suit meets both FIA 8856-2000 and SFI 3.2A/5 specifications. Comfortable, ribbed arm cuffs, boot ankle cuffs, an anatomical stretch crotch, functional back and auxiliary gussets, 180° belt and V-stitch quilting are used to provide exceptional comfort and safety. Offered in black/blue, black/red, gray/black, and black/gray.



Description	Black/Blue	Black/Red	Gray/Black	Black/Gray
Small	—	—	IMP25215308	—
Medium	IMP25215406	IMP25215407	—	IMP25215413
Large	IMP25215506	IMP25215507	IMP25215508	—
X-Large	IMP25215606	IMP25215607	IMP25215608	IMP25215613
XX-Large	IMP25215706	IMP25215707	IMP25215708	IMP25215713

One-Piece Two-Piece



Racer2020 **NEW!**

The Racer2020 maintains the comfort of the original Racer, yet with the addition of modern, European styling. Driving suit, which meets SFI 3.2A/5 specifications, is constructed from semi-gloss Nomex fabric and features a two-tone design. Double-layer, lightweight suit includes anatomical stretch panels along the lower back, 360° full-floating arm gussets, boot-cut cuffs, and extra deep, inset front pants pockets. One- and two-piece suits are offered in black with blue accents, black with red accents, black with gray accents, or all black.

Description	Black/Blue	Black/Red	All Black	Black/Gray
One-Piece Suits				
Small	IMP24219306	IMP24219307	IMP24219310	IMP24219313
Medium	IMP24219406	IMP24219407	IMP24219410	IMP24219413
Large	IMP24219506	IMP24219507	IMP24219510	IMP24219513
X-Large	IMP24219606	IMP24219607	—	IMP24219613
XX-Large	IMP24219706	IMP24219707	IMP24219710	IMP24219713
Two-Piece Suits				
Jacket				
Medium	IMP22519406	IMP22519407	IMP22519410	IMP22519413
Large	IMP22519506	IMP22519507	IMP22519510	IMP22519513
X-Large	IMP22519606	IMP22519607	IMP22519610	IMP22519613
XX-Large	IMP22519706	IMP22519707	IMP22519710	IMP22519713
XXX-Large	—	IMP22519807	IMP22519810	IMP22519813
Pants				
Medium	IMP23319406	IMP23319407	—	IMP23319413
Large	IMP23319506	IMP23319507	—	IMP23319513
X-Large	IMP23319606	IMP23319607	—	IMP23319613
XX-Large	IMP23319706	IMP23319707	—	IMP23319713
XXX-Large	IMP23319806	IMP23319807	—	IMP23319813

Youth Racing Suit

Constructed from a fire-resistant shell fabric that is designed to allow for the growing racer, the Quarter Midget one-piece racing suit includes a cool and comfortable liner. Suit additionally features vertical quilting with contrasting piping trim, built-in arm restraints, an adjustable waist belt, inset pants pocket, wide shoulders for easy movement and a tapered collar for comfort when wearing a helmet and neck support. Meets stringent SFI 3.2A/5 specifications.



Part No.	Black
Youth One-Piece Suit	Medium
IMP21410410	

ADULT AND YOUTH SUIT MEASUREMENTS

Size	Height	Weight	Chest	Waist	Hips	Torso	Neck	Inseam
Adult								
Small	5'5" to 5'7"	140 to 160	37-39	31-33	37-39	63	15	31
Medium	5'7" to 5'9"	160 to 180	41-43	35-37	41-43	65	16	31
Large	5'9" to 5'11"	180 to 200	45-47	39-41	45-47	68	17	32
X-Large	5'11" to 6'1"	200 to 220	49-51	43-45	49-51	71	18	33
XX-Large	6'1" to 6'3"	220 to 250	53-55	47-49	53-55	72	20	33
Youth								
Medium	4'4" to 5'0"	70 to 90	27-29	26-28	26-28	48	12	25
Large	4'11" to 5'3"	85 to 100	31-33	28-30	30-32	53	13	27
X-Large	5'2" to 5'6"	95 to 110	33-35	29-31	31-33	58	14	28

Quarter Midget **NEW!**

Constructed with the young, growing racer in mind, Quarter Midget driving suit is made from the same high-quality Nomex as the popular Racer suit. Suit combines 360° floating arm gussets, stretch knit back panel, inset pants pockets, and built-in arm restraints. Meets stringent SFI 3.3 specifications. Black only.



Part No.	Size
Jackets	
IMP22700410	Medium Youth
IMP22700510	Large Youth
IMP22700610	X-Large Youth
Pants	
IMP22900410	Medium Youth
IMP22900510	Large Youth
IMP22900610	X-Large Youth

G6 Glove

Soft-knit, fire-retardant Aramid-fiber gloves utilize 3/4-finger seams for improved fit, feel, and steering wheel grip. Form-fitting suede inserts are used to increase grip and durability. Black only.

Size	Part No.
Small	IMP34200310
Medium	IMP34200410
Large	IMP34200510
X-Large	IMP34200610
XX-Large	IMP34200710



Axis Glove

Uses a single-piece palm with suede insert panels to provide a sure grip of the steering wheel. Comfortable gloves use external seam construction to reduce pressure points and abrasion. Meets SFI 3.3/5 Specifications. Offered in black only.

Size	Part No.
Small	IMP35500310
Medium	IMP35500410
Large	IMP35500510
X-Large	IMP35500610



Mini-Axis Glove

Includes many of the same features as the original Axis glove, yet sized specifically for junior hands. Suede insert panels provide improved steering wheel grip. Meets SFI 3.3/5 specifications. Black only.

Size	Part No.
Youth Small	IMP38500310
Youth Medium	IMP38500410
Youth Large	IMP38500510
Youth X-Large	IMP38500610



Alpha Glove

The Alpha Glove uses a parabolic pattern and one-piece palm to eliminate seams and fabric bunching. Exclusive Ultra-Grip treatment and pre-curved patterned fingers combine to deliver a safe, secure grip of the steering wheel. Meets SFI 3.3/5 specifications. Offered in black or white.



Size	Black	White
Small	—	IMP39000309
Medium	—	IMP39000409
Large	IMP39000510	IMP39000509
X-Large	IMP39000610	IMP39000609

Axis Shoe

Affordable, comfortable, and versatile, high-top Axis shoe combines the benefits of a high-grip fluted sole, reinforced side panels, fire-retardant liner, and adjustable hook-and-loop ankle strap closure. Meets SFI 3.3/5 specifications. Black only.

Size	Part No.
7	IMP41007010
8	IMP41008010
8-1/2	IMP41008510
9	IMP41009010
9-1/2	IMP41009510
10	IMP41010010
10-1/2	IMP41010510
11	IMP41011010
11-1/2	IMP41011510
12	IMP41012010
12-1/2	IMP41012510
13	IMP41013010



Alpha Shoe

Premier mid-top shoe utilizes a grooved sole for improved pedal feel and control. Shoe combines an easy-to-clean exterior with an ultra-plush Aramid interior. Meets SFI 3.3/5 specifications. Black only.

Size	Part No.
7	IMP40007010
8-1/2	IMP40008510
9	IMP40009010
10	IMP40010010
10-1/2	IMP40010510
11	IMP40011010
11-1/2	IMP40011510
12	IMP40012010
13	IMP40013010



Phenom RS Shoe **NEW!**

Developed using input from professional drivers, the Phenom RS is suitable for all track conditions, even dirt and mud. Soft, tanned calf leather exterior is combined with a preformed, lightweight anatomically designed sole, an Achilles stretch panel, Velcro strap closure and Speed Laces for superior mobility and comfort. Meets SFI 3.3A/5 specifications. Offered in black or white.

Size	Black	White
8-1/2	IMP45008510	—
9	IMP45009010	—
10	IMP45001010	—
11	IMP45011010	IMP45011008
12	IMP45012010	IMP45012008
13	IMP45013010	—





ION Underwear **NEW!**

Constructed of ultra-soft, stretchable Nomex base layers for superior breathability, comfort, and protection, ION underwear meets both FIA 8856-2000 and SFI 3.3/5 specifications. Offered in black or white.



Size	Black	White
Tops		
X-Large/XX-Large	IMP78100709	—
Bottoms		
Medium/Large	—	IMP78110510
Single Eyepoint Balaclava		
One Size Fits All	IMP74300908	IMP74300909

Arm Restraints IMP75000910

SFI-approved arm restraints feature padded arm bands with webbed leashes and adjustments for arm circumference and leash length. Sold per pair. Black only.



Club III Frontal Head Restraint **NEW!**

Lightweight and affordable FHR is made from thermoplastic-injected resin reinforced with carbon fiber. Featuring a 20° angle, unit is compatible with Hans spring-post anchors (not included) or spring-post anchors found on FIA-approved helmets. Meets FIA8858-2010 and SFI 38.1 specifications.



Part No.	Description
IMP65000005	Medium
IMP65000006	Large
Related Component	
IMP10000110	Anchor Posts/Clips, Pair

Helmet Support IMP74500010

High-density foam support increases in resistance the more it is compressed. Available in black only, support has an adjustable hook- and-loop closure. Meets SFI specifications.



Helmet and Gear Bags

Black nylon bags bear the Impact Racing logo and are available in two sizes. Extra-large gear bag is 27" long x 12" wide x 11" deep with adjustable shoulder straps.



Part No.	Description
IMP71000915	Helmet Bag
IMP72000010	Gear Bag



Two-Stage Stack Spring Kit IRS310-30549

Typically used on the right front of Dirt Late Models, kit allows the car to initiate movement by starting with a softer spring prior to "hitting" a stack nut and utilizing a pre-determined stiffer spring. Adjustment is performed by changing the gap between the stack nut and slider.



Take-Up Spring

Used on the left front of Dirt Late Models to prevent the coil-over spring from rattling.



Part No.	Description
IRS310-3006-005	Take-Up Spring, for IRS310-30200 Coil-Over Kit
IRS310-30400	Nylon Slider

Deluxe Inflation Unit IRS310-30310-SG

Deluxe inflation unit features a 360° swiveling face and Schrader fill valve, precision bleeder valve, and anti-air loss connector. Sold complete with protective case.



Shock Absorber Rebuilding Components and Accessories



Part No.	Description
IRS310-30208	Rod Wiper
IRS310-30209	Rod Seal O-Ring
IRS310-30224	Standard Steel Rod End
IRS310-30280	1/2" Slotted Heel Wiper
IRS310-30281	T-Seal, 1/2" Rod End
IRS310-30317	7" Piston Rod
IRS310-30319	9" Piston Rod
IRS310-30327	Shock Bearing
IRS310-30336	Shock Thread Protector
IRS310-30387	7" Adjustable Piston Rod
IRS310-30403S	1" Extended Steel Rod End
IRS310-30404	2" Extended Aluminum Rod End
IRS310-30404S	2" Extended Steel Rod End
IRS310-30604	1-1/2" Quick Release Canister Clamp
IRS310-30645	Shock Covers, Pair
IRS310-30650	Coil-Over Cover For 10"-12" MX Spring



Shock Absorber Rebuilding Kit and Tools



IRS310-30202

Part No.	Description
IRS310-30202	Mono-Tube Shock Rebuild/Revalve Kit
IRS310-30312-2	Rod Guide Wrench, Dual-Handle Stealth Series for Mono-Tube Shocks

Bump Stop Kits Roller Skate Style

IRS310-30184

Kit includes (10) roller skate bump stops ranging from 50-85 durometer, (8) puck separator washers, (8) large shock washers, and (16) bump stop packers.



Puck Style IRS310-30185

Puck-style bump stop kit includes (3) of each 1/2" durometer and (2) of each 3/4" durometer puck style bump stops, (8) puck separator washers, (8) large shock washers, and (16) bump stop packers.



DLC And MX 2-5/8" Coil-Over Springs

Integra offers both MX and DLC (Dynamic Load Control) 2-5/8" coil-over springs. MX springs are manufactured from VMX alloy steel and utilize fewer coils for reduced weight and increased travel. DLC springs feature an aggressive barrel design for optimum performance and body clearance with maximum distance between coils for improved travel prior to coil bind. All springs are etched with the rate and are covered by a limited lifetime guarantee.

Rate	Part No.
4" Tall	
400	IRS310-2504-400
7" Tall	
500	IRS310-2507-500DLC
10" Tall	
200	IRS310-2510-200MX
250	IRS310-2510-250DLC
525	IRS310-2510-525DLC
12" Tall	
175	IRS310-2512-175DLC
200	IRS310-2512-200DLC
225	IRS310-2512-225DLC
250	IRS310-2512-250DLC
275	IRS310-2512-275DLC
375	IRS310-2512-375DLC



Coil-Over Spring Rubbers



Part No.	Description
IRS310-30112	Yellow (Soft) Spring Rubber
IRS310-30112-1	Yellow (Soft) Extra-Thick (1-1/4" Tall) Spring Rubber
IRS310-30113	Orange (Medium) Spring Rubber
IRS310-30113-1	Orange (Medium) Extra-Thick (1-1/4" Tall) Spring Rubber
IRS310-30114	Red (Hard) Spring Rubber
IRS310-30114-1	Red (Hard) Extra-Thick (1-1/4" Tall) Spring Rubber
IRS310-3017-57	Blue (Hard) Coil-Over Spring Rubber
IRS310-3017-62	Yellow (X-Hard) Coil-Over Spring Rubber
IRS310-3017-72*	1" Tall Red (Soft) Coil-Over Spring Rubber
IRS310-3017-96*	1" Tall White (Medium) Coil-Over Spring Rubber
IRS310-3017-108*	1" Tall Blue (Hard) Coil-Over Spring Rubber

* Engineered for coil-over springs that feature increased spacing.

Shock Bumpers



Part No.	Description
IRS310-3018-27	2-1/4" Tall Red (Soft) Tree Bumper
IRS310-3018-33	2-1/4" Tall White (Medium) Tree Bumper
IRS310-3018-39	2-1/4" Tall Blue (Hard) Tree Bumper
IRS310-3019-41	3" Tall Red (Soft) Tree Bumper
IRS310-3019-50	3" Tall White (Medium) Tree Bumper
IRS310-3019-59	3" Tall Blue (Hard) Tree Bumper



Premium Forged Series Pistons

Pistons are made of 2618 aluminum alloy and accept 1/16" top, 1/16" second, and 3/16" oil rings. Sets of eight, include wrist pins and spiral locks.

Note: Compression ratios are based on a 64cc combustion chamber.



Part No.	Description	Bore	Stroke	Rod Length	Comp. Ratio	Head Volume
Small Block Chevrolet 283-400						
ICNIC727.030	Dome	4.030"	3.480"	5.700"	12.0:1	6.3cc
ICNIC792.030	Flat Top	4.030"	3.250"	5.700"	9.8:1	-4.9cc
ICNIC792.040	Flat Top	4.040"	3.250"	5.700"	9.8:1	-4.9cc
ICNIC793.040	Dome	4.040"	3.250"	5.700"	11.2:1	6.3cc

SW650RFX Wireless Quik Weigh Scale System

INT170319 **NEW!**

Scale system features fully integrated RFX wireless weighing technology, allowing the transmission of weight data from the one-touch indicator to a mobile device using Bluetooth technology. Certified to 0.1% accuracy, system displays weight percentages to the hundredth, center of gravity calculation, baseline setup recall, target tune feature, USB and RS232 outputs, and can store up to 100 chassis setups. Covered by a two-year warranty, system includes wireless indicator, (4) 1,500-lb. capacity 15" x 15" x 2.5" billet pads, battery charger, AA alkaline batteries, and case.



Microflex Wireless Scale System

INT170201 **NEW!**

System utilizes ultra low-deflection scale pads for the highest level of accuracy and repeatability for consistent chassis set-up. The fully integrated RFX wireless weighing technology encryption provides a secure wireless connection, as well as USB and RS232 outputs. Capable of storing up to 100 chassis set-ups with recall, center of gravity calculation, and weight percentages. Sold complete with (4) 15" x 15" x 2.5" wireless RFX billet 2,200 lb. capacity pads, one-touch wireless indicator with rechargeable batteries, battery charger, RaceWeigh software, batteries and storage case.



SW777RFX Wireless Professional Scale System

INT170320 **NEW!**

Professional-level scale system incorporates advanced wireless technology and is certified to 0.1% accuracy. One-touch wireless unit transmits weight data from the indicator to a mobile device using Bluetooth technology. System can show weight percentages to the hundredth, center of gravity calculation, baseline setup recall, target tune feature, USB and RS232 outputs, and can store up to 100 chassis setups. Unit is covered by a two-year warranty, and is sold complete with wireless indicator, (4) 1,500-lb. capacity 15" x 15" x 2.5" billet pads, battery charger, AA alkaline batteries, and case.



Microflex Bluetooth Wireless Scale System

INT170325 **NEW!**

Advanced wireless Microflex Bluetooth scale system allows transmitting weight data from the indicator to a mobile device using Bluetooth technology. System provides center of gravity calculation, baseline set-up recall, target tune feature, storing up to 100 chassis set-ups, and viewing any combination of scale pad weight and percentage. System includes one-touch wireless indicator with rechargeable batteries, battery charger and case, and (4) 2,200-lb. capacity 15" x 15" x 2-1/2" wireless RFX billet pads. PC not included.



SW787RFX Wireless PC Scale System

INT170154-PC

Popular system combines the benefits of a wireless weighing system with ultra-accurate billet scale pads. Integrated RFX wireless weighing technology securely transmits data from the scale pads to a PC. Sold complete with one-touch wireless indicator with case, RaceWeigh PC software, (4) billet 15" x 15" x 2.5", 1500-lb. capacity RFX wireless scale pads, USB wireless receiver, AA alkaline batteries, and two-year warranty. PC not included.



E-Z Weigh Kart Complete Scale System

INT170130

Certified to 0.1% accuracy, E-Z Weigh scale system is specifically designed for Karts. System has a 1,600-lb. capacity, and can display center of gravity calibration, baseline setup recall, and 100 chassis setups, all on its display with large 1/2" characters. Includes outputs for USB and RS232. Powered by a standard 9-volt battery.



SW 500 E-Z Cabled Scale System

INT170125

Intercomp's best selling scale system. Cabled E-Z Weigh Scale System offers large, easy-to-read display of weights and percentages, and is certified to 0.1% accuracy. Unit has a target tune feature and can display set-ups to 1/100th of a percent, store 100 chassis set-ups, recall baseline set-up, calculate center of gravity, and display user-selectable modes. Includes cabled indicator with case, (4) billet 15" x 15" x 2.5", 1,500-lb. capacity scale pads, 9-volt rechargeable battery, and two-year warranty.



iRaceWeigh Module INT170250

iRaceWeigh Module communicates directly with both Intercomp RFX Wireless and cabled Intercomp scales with RS232 output. Module uses iRaceWeigh App, a free download from iTunes, and allows users to view live weights, save weight data, and export the information to a spreadsheet for future analysis or email reports. The module and app allows viewing data on the RFX wireless hand-held indicator, an iPad, iPod, or iPhone. Data may also be viewed on a PC using RaceWeigh Software and a USB receiver.




Scale Cart INT100346

Premium-quality, lightweight two-wheeled cart is designed to hold (4) 2.5" or 4" scale pads, cables, and controller.



Quik Ramp Scale Ramps with Roll-Off INT171005

Textured exoskeleton design scale ramps provide superior strength and support up to a 6,000-lb. vehicle. Scale ramps are 30"L x 2.5"H x 12"W wide with a 7.8° incline. Set of four.




Scale Pad Case INT490197

Heavy-duty case is 17.75" x 17.75" x 13.5" and includes special dividers to store four 2.5" scale pads.



2.5" Scale Pad Levelers with Roll-Off Pads INT170133

Lightweight aluminum levelers are designed to fit any 15" x 2.5" scale pads. Allows the car to be rolled off the scale pad and back on with little effort. Choose from standard or billet aluminum levelers. Sold in sets of four.



Digital Turn Plates INT102191

The industry's first digital turn plates display wheel angle on a large, easy-to-read electronic display. Lightweight aluminum turn plates are 13" x 15" x 1.625" in size, and use high-strength bearings to provide multiple direction, "X" and "Y" movement. Takes measurements for alignment including caster/camber and Ackerman. Powered by a standard 9-volt battery. Sold per pair.



Turn Plates INT102007

Manufactured from lightweight aerospace aluminum, Intercomp turn plates take several measurements for alignment including caster/camber and Ackerman. Traditional mechanical turn plates may be placed on top of scale pads and are 13" x 15" x 1.5" in size.



Deluxe Air Pressure Gauges

Deluxe air gauges incorporate a patented internal mechanism which provides far more resilience to extreme punishment. Available in standard, glow-in-the-dark, or liquid-filled, every unit includes a high-quality thumb-operated bleeder and swivel nozzle on a 17" Goodyear hose. High-visibility display with major/minor graduation marks.



Description	0-15 PSI Part No.	0-30 PSI Part No.	0-60 PSI Part No.
Standard, 2" Dia.	INT360062	INT360063	INT360064
Liquid-Filled, 2-1/2" Dia.	INT360065	INT360066	INT360067
Glow-In-The-Dark, 2-1/2" Dia.	INT360068	INT360069	INT360070
Glow-In-The-Dark, 4" Dia.	INT360058	INT360059	INT360060

Digital Air Pressure Gauge

Highly accurate digital gauges include easy-to-read 1/2" display, push-button zero, thumb-operated bleed-off, backlight display for night use, 22" hose, and 45° swivel or ball chuck. Includes storage case.

Part No.	Description
INT360045	0-100 PSI, 45° Swivel Chuck
INT360045-150	0-150 PSI, 45° Swivel Chuck
INT360045-BC	0-100 PSI, Ball Chuck NEW!



Digital Fill, Bleed, and Read Air Pressure Gauge

Precision digital gauge includes unsurpassed accuracy with a readout in 0.1 increments. Gauge reads 0-150 PSI, and also can display in BAR or kg/cm. Powered by a standard 9-volt battery. Sold complete with case and angled or ball chuck.

Part No.	Description
INT360094	Includes Angled Chuck
INT360094-BC	Includes Ball Chuck NEW!



Protective Cover for Digital Air Pressure Gauge INT179009

Shock-resistant blue rubber cover fits all generations of Intercomp Digital Air Gauges, offering protection from the rigors of racing.



Tire Drying/Purging System INT102064

System uses compressed air or nitrogen to purge air from tires, reducing pressure gain, controlling stagger growth, reducing tire wear, and eliminating glazing. Compact system can purge and fill four tires in just minutes. Sold complete with cart for easy transport.



Digital Tire Durometer INT102091

Digital durometer reads from 0-99.5 and includes both push-button zero and peak hold functions. Sold complete with storage case.



Tire Durometer INT360092

Type-A hardness tester allows quick checks of tire hardness. Gauge reads 0-100.



Digital Depth Gauge INT102081

Billet aluminum based gauge with large digital display measures depths in .0005" increments with a range of 0-.250" and accuracy of +/- .001". Sold complete with case.



Tire Durometer/Tread Depth Gauge Set INT360110

Evaluate tire condition and wear effectively. Tire durometer uses a Type A removable tip to read from 0-100. Tread depth gauge measures wear in 1mm or 1/32" increments. Sold complete with case.



Tire Humidity/Temperature Meter INT360036

Meter measures relative humidity and temperature (F° or C°) inside of tire. Includes valve stem adapter. Powered by a 9-volt battery.



Thermal Imager INT175000

High-tech unit uses a 2.4" high-resolution viewing screen to display thermal images. Ideal for finding "hot" spots in brakes, exhaust, etc. Unit has a range of -4° to 575°F. and includes the ability to save images on a MicroSD card. Powered by (4) AA batteries.



Infrared Pyrometer INT360018-E

Infrared pyrometer provides quick temperature readings. Point-and-shoot operation checks temperature of rotors, tires, fluids, etc. Displays from -58° to 1,022°F. Sold complete with carrying case.



Pyrometer Brake Probe INT360022 **NEW!**

Optional brake probe is designed for use with Intercomp pyrometer and reads up to 2,000° F.



Digital Shock Inflation and Pressure Gauge INT100675

Allows quick, easy shock pressure settings up to 300 PSI in 0.5 lb. increments. Gauge is compatible with most shocks and includes a thumb-operated bleeder to achieve desired pressure. Standard with "Schrader" valve adapter for Penske-style valve, while a needle adapter is available for Ohlins-style.



Analog Shock Inflation and Pressure Gauge INT100675-A

Specialized gauge allows monitoring pressure during the shock inflation process. Liquid-filled unit has a range of 0-300 PSI and 0-20 BAR.



Variable Speed Shock Dynamometer INT102093-40

Test and evaluate shock absorbers precisely and effectively. Shock dynamometer uses a variable speed 3HP motor that runs on 220V power, includes adjustable stroke settings of 1", 1.5", 2", or 2.25", and eye-to-eye 40" mast. Easy-to-use shock analysis software displays all measurements for force, distance, and temperature. Software additionally provides both constant velocity testing/graphing (CVP) and peak velocity pick off testing/graphing (PVP). Compatible with Windows 2000, Windows XP, Vista, Windows 7, Windows 8, and Windows 10. Sold complete with laptop.



Digital Angle Gauge INT102144

Angle gauge features a large LCD display and offers quick, accurate angle measurements from 0° to 90° in 0.5° increments. Magnetic back and sides allow hands-free operation. Includes internal battery with USB charging cable.



Steve Irwin

JB Art & Image

Coil Spring Tester INT100059

Portable spring tester features a large 1/2" tall digital display that indicates force and travel. Unit can check flat/coil-over springs up to 6" dia. and 18" tall, and uses a quick, single-pin vertical adjustment. Tester has a 5,000-lb. capacity and is powered by a 9-volt battery.



Valve Spring Tester INT100058

Designed specifically for valve, clutch, shock, and pressure springs up to 2" dia. with up to 4" of travel, portable spring tester has a 1,000-lb. capacity. Digital display provides readouts of force and travel, and has a peak hold feature. Powered by a 9-volt battery.



Digital Coil Spring Tester INT100061

Precision coil spring tester can calibrate flat/coil-over springs up to 6" in diameter and up to 18" tall. Unit offers a large 1/2" display, peak hold feature, 2,000-lb. capacity, and is powered by a standard 9-volt battery.

Coil-Over Spring Tester INT110060

New, improved coil-over spring tester features a 5,000-lb. load rating, and offers an increased, 31" height and over 10.5" of digital travel readings, allowing shocks to be tested without having to adjust preload. Test coil-over springs, shocks, 5th coils, bump stops, etc. Pull or spring bars may also be tested with optional accessories.



Arbor Valve Spring Tester INT110058

Tester's digital readout displays from 0-1,500 lbs. in 1.0 lb. increments. Unit includes two adjustable test stops, 2" O.D. spring capacity and 5" travel capacity. Backlit for night use, and powered by a 9-volt battery. May also be used for checking bump stops with optional adapter.



Wrenchworx 2 Gloves

Wrenchworx 2 combine the benefits of industry-leading protection, exceptional dexterity, and unsurpassed comfort. Gloves utilize PTFE-treated synthetic leather that delivers superior resistance to oil and water. Durable, heavy-duty gloves also include a terry cloth sweat wipe, TPR cuff puller, and a hybrid cuff system.



Size	Part No.
Small	IROWWX2-02-S
Large	IROWWX2-04-L

Super-Duty Gloves

Top-of-the-line gloves feature EXO2-Guard flexible finger impact protection. Gloves include abrasion resistant Duracloth reinforcements, synthetic leather sidewalls, terry cloth sweat wipe, hybrid cuff system, and cuff puller for easy on/off. Offered in black or black/gray.



Size	Black
Medium	IROSDG2B-03-M
Large	IROSDG2B-04-L
XX-Large	IROSDG2B-06-XXL

Garage Junkie Gloves

Designed for the automotive hobbyist or professional, Garage Junkie gloves are offered in several versions. Motor Utility gloves include embossed palms, suede cuff pullers, and terry cloth sweat wipes. Motor Pro gloves add hook-and-loop closures and neoprene knuckle impact protection. Motor Impact gloves are ideal for use with air impact tools with special anti-vibration palms and back-of-hand impact protection.



Size	Part No.
Motor Utility	
Small	IROEX02-MUG-02-S
Medium	IROEX02-MUG-03-M
Large	IROEX02-MUG-04-L
X-Large	IROEX02-MUG-05-XL
Motor Pro	
Medium	IROEX02-MPG-03-M
Large	IROEX02-MPG-04-L
X-Large	IROEX02-MPG-05-XL
Motor Impact	
Small	IROEX02-MIG-02-S
Medium	IROEX02-MIG-03-M
Large	IROEX02-MIG-04-L
X-Large	IROEX02-MIG-05-XL



PERFORMANCE WEAR

Modern Man Gloves

All-purpose Modern Utility gloves offer superior hand protection with embossed palms, terry cloth sweat wipes, and suede cuff pullers. Modern Water Resistant gloves add a Dupont Teflon treatment on the palm for water resistance. Modern Leather gloves add 100% goatskin leather palms.



Modern Utility



Modern Water Resistant



Modern Leather

Size	Part No.
Modern Utility	
Large	IROEX02-MOU-04-L
X-Large	IROEX02-MOU-05-XL
XX-Large	IROEX02-MOU-06-XXL
Modern Water Resistant	
Small	IROEX02-MWR-02-S
Medium	IROEX02-MWR-03-M
Large	IROEX02-MWR-04-L
X-Large	IROEX02-MWR-05-XL
Modern Leather	
Large	IROEX02-MOL-04-L

HeatWorx Reinforced Gloves

Ideal for fabrication, HeatWorx gloves feature Hotshield technology that offers protection from temperatures up to 450°F. Gloves include a Kevlar inner and patented cuffs add comfort and protection. Black only.

Size	Part No.
Medium	IROHW4-03-M
Large	IROHW4-04-L
X-Large	IROHW4-05-XL
XX-Large	IROHW4-06-XXL



Summit Reflective Gloves

Gloves use a comfortable, multilayer Thermotec soft fleece inner and a windproof barrier to keep hands warm down to 40°F. High-grip palm and finger panels help increase dexterity. Black only.

Size	Part No.
Medium	IROSMB2-03-M
Large	IROSMB2-04-L
X-Large	IROSMB2-05-XL



Project Lover Gloves

The ultimate light-duty glove. Project Utility gloves incorporate embossed palms, suede cuff pullers, and terry cloth sweat wipes. Project Impact gloves add hook-and-loop closure, anti-vibe palms and back-of-hand impact protection. Project Grip gloves also include silicone-fused silicone fused palm and index finger for increased grip, while Project gloves includes neoprene knuckle impact protection.



Project Utility



Project Impact



Project Grip



Project Pro

Size	Part No.
Project Utility	
X-Large	IROEX02-PUG-05-XL
XX-Large	IROEX02-PUG-06-XXL
Project Impact	
Large	IROEX02-PIG-04-L
X-Large	IROEX02-PIG-05-XL
Project Grip	
Medium	IROEX02-PGG-03-M
Large	IROEX02-PGG-04-L
X-Large	IROEX02-PGG-05-XL
XX-Large	IROEX02-PGG-06-XXL
Project Pro	
Medium	IROEX02-PPG-03-M
Large	IROEX02-PPG-04-L

Hi-Viz Utility Gloves

Light-duty gloves offer high visibility and reflectivity, ideal for safety or race track personnel. Pro gloves add neoprene knuckle impact protection and a hook-and-loop closure, while Abrasion model features eight times more abrasion resistance. Impact gloves incorporate a full 360° of protection. Pro, Abrasion, and Impact gloves include yellow/orange reflective accents.



Hi-Viz Orange



Hi-Viz Pro



Hi-Viz Impact

Size	Part No.
Hi-Viz Orange	
Small	IROEX02-HSO-02-S
Medium	IROEX02-HSO-04-L
Hi-Viz Yellow	
Large	IROEX02-HSY-04-L
X-Large	IROEX02-HSY-05-XL
Hi-Viz Pro	
Large	IROEX02-HVP-04-L
X-Large	IROEX02-HVP-05-XL
Hi-Viz Abrasion	
Medium	IROEX02-HZA-03-M
Large	IROEX02-HZA-04-L
X-Large	IROEX02-HZA-05-XL
Hi-Viz Impact	
Medium	IROEX02-HZI-03-M
Large	IROEX02-HZI-04-L
X-Large	IROEX02-HZI-05-XL
XX-Large	IROEX02-HZI-06-XXL



Endurance Plus™ Valve Springs

Test-proven for 850 racing miles, Endurance Plus springs feature a higher alloy outer spring "plus" special processing for increased durability. Excellent for use in sprint cars, super modifieds, super late models, road racing, and other race cars running up to 8400 RPM. Sold in sets of 16.

Part No.	Type	Color Code	Outer O.D./I.D.	Inner O.D./I.D.	Seat Pressure	Open Pressure	Rate Per In.	Coil Bind	Max. Net Lift
ISK8005PLUS	Dual with Damper	—	1.530"/1.110"	1.005"/.730"	140 @ 1.875"	400 @ 1.275"	420	1.160"	.650"
ISK8205PLUS	Dual with Damper	—	1.530"/1.110"	1.005"/.730"	150 @ 1.900"	420 @ 1.300"	440	1.120"	.650"
ISK9365PLUS	Dual with Damper	Green/Silver/Orange	1.560"/1.040"	1.145"/.740"	235 @ 1.950"	560 @ 1.270"	470	1.170"	.680"
ISK9375PLUS	Dual with Damper	Natural/Silver/Orange	1.560"/1.040"	1.145"/.740"	230 @ 1.970"	560 @ 1.290"	480	1.190"	.680"
ISK9385PLUS	Dual with Damper	Natural/Silver/Red	1.560"/1.040"	1.145"/.740"	245 @ 2.000"	600 @ 1.280"	500	1.180"	.720"

Precision Tool Room™ Valve Springs

Test-proven for 1000 racing miles, Isky Precision Tool Room valve springs feature the highest quality alloy wire and trade secret endurance processing. Great for super modifieds, ARCA, xFinity, Truck, Cup, and applications up to 8800 RPM. Sold in sets of 16.

Part No.	Type	Color Code	Outer O.D./I.D.	Inner O.D./I.D.	Seat Pressure	Open Pressure	Rate Per In.	Coil Bind	Max. Net Lift
ISK295-D	Single with Damper	—	1.260"/.886"	—	135 @ 1.775"	350 @ 1.175"	360	1.100"	.600"
ISK9905	Dual with Damper	Gold	1.534"/1.120"	1.010"/.740"	165 @ 1.900"	450 @ 1.300"	475	1.160"	.600"
ISK9935	Dual Damperless	Gold	1.560"/1.155"	1.153"/.820"	245 @ 1.950"	590 @ 1.250"	490	1.150"	.700"
ISK9945	Dual with Damper	Gold	1.625"/1.175"	1.065"/.770"	250 @ 2.020"	675 @ 1.270"	550	1.180"	.750"
ISK9965	Dual with Damper	Gold	1.560"/1.145"	1.040"/.740"	245 @ 1.950"	585 @ 1.270"	470	1.170"	.680"
ISK9975	Dual with Damper	Gold	1.560"/1.145"	1.040"/.740"	245 @ 1.970"	585 @ 1.290"	480	1.190"	.680"
ISK9985	Dual with Damper	Gold	1.560"/1.145"	1.040"/.740"	245 @ 2.000"	600 @ 1.300"	500	1.200"	.700"
ISK9995	Dual with Damper	Gold	1.570"/1.145"	1.035"/.740"	250 @ 2.030"	625 @ 1.300"	510	1.200"	.730"

RAD-9000 Precision Tool Room Valve Springs

Isky Precision Tool Room valve springs taken one step further. Springs have undergone Radial-Densification (RAD), which further modifies the springs' physical properties. Designed for endurance oval track racing, RAD-9000 springs are sold in sets of 16.

Part No.	Type	Outer O.D./I.D.	Inner O.D./I.D.	Seat Pressure	Open Pressure	Rate Per In.	Coil Bind	Max. Net Lift
ISK9945-RAD	Dual with Damper	1.625"/1.175"	1.065"/.770"	250 @ 2.020"	675 @ 1.270"	550	1.180"	.750"
ISK9955-RAD	Dual with Damper	1.625"/1.175"	1.065"/.770"	265 @ 2.120"	700 @ 1.320"	545	1.240"	.800"
ISK9985-RAD	Dual with Damper	1.650"/1.145"	1.040"/.740"	245 @ 2.000"	600 @ 1.300"	500	1.200"	.700"
ISK9988-RAD	Dual with Damper	1.570"/1.145"	1.040"/.745"	250 @ 2.000"	660 @ 1.250"	550	1.150"	.750"
ISK9995-RAD	Dual with Damper	1.570"/1.145"	1.040"/.740"	250 @ 2.030"	625 @ 1.300"	510	1.200"	.730"
ISK9998-RAD	Dual with Damper	1.600"/1.150"	1.040"/.745"	250 @ 2.050"	735 @ 1.250"	600	1.160"	.800"
ISK9999-RAD	Dual with Damper	1.600"/1.150"	1.040"/.745"	250 @ 2.000"	770 @ 1.200"	650	1.150"	.800"

"Max-Life" Super Endurance Roller Valve Springs ISK9987-RADML **NEW!**

Engineered for sustained high-RPM oval track racing, "Max-Life" Super Endurance valve springs are manufactured from a revolutionary new alloy steel that is nitride heat-treated and multi-stage micro-polished for enhanced longevity. Sold in sets of 16.

Type	Outer O.D./I.D.	Inner O.D./I.D.	Seat Pressure	Open Pressure	Rate Per Inch	Coil Bind	Max. Net Lift
Dual w/Damper	1.570"/1.146"	1.044"/.748"	275 @ 2.000"	790 @ 1.200"	644	1.150"	.800"



HPX Silver Series Needle Bearing Hydraulic Roller Lifters ISK2077HYRT

Isky partnered with Johnson Lifters of Taylor, Michigan to deliver the highest quality, USA-made hydraulic roller lifters currently available. Lifters combine super precision-ground bodies and pistons with PDQ Hi-Flo piston valves for maximum performance and durability. Lifters are suitable for applications that are subject to up to 7,500 RPM with up to 535 lbs. of open valve spring pressure. Sold in sets of 16.



Endurance Plus Mechanical Roller Lifters

Isky Endurance Plus roller lifters feature TruTrac needle roller bearings, a non-skid textured surface, premium 4340 steel pins, and "parabolic" profile, crowned outer bearing races for long, trouble-free life. Sold in sets of 16.



Part No.	Description
ISK1241-LO-150	SB Chevrolet 262-400, .150" Offset, Steel Body with Aluminum Top
ISK1241-LO-185	SB Chevrolet 262-400, .185" Offset, Steel Body with Aluminum Top

Red-Zone Maximum Endurance Mechanical Roller Lifters

Lifters are manufactured using Marathon roller bearings, which use larger diameter pins and thicker, shock-absorbing outer races for improved durability. Lifters include smooth-finished alloy steel bodies repel scuffing, and full spectrum, three-point oiling system. Sets of 16.



Part No.	Description
ISK1271-LSH	SB Chevy, .842" Dia., Aluminum Top, Centerline
ISK1271-LO-150	SB Chevy, .842" Dia., Aluminum Top, (8) Centerline, (4) Each .150" LH and RH Offset
ISK1271-LO-185	SB Chevy, .842" Dia., Aluminum Top, (8) Centerline, (4) Each .185" LH And RH Offset

Valve Locks

Locks are machined from 4140 chrome moly bar stock and heat treated. Available in 7° and 10° styles. The "Super 7°" locks have a precisely ground outside diameter to provide a more consistent installed height and are engineered for endurance oval track applications. Sold in sets of 16 (32 pieces).



Part No.	Description
7° Valve Locks	
ISKVL-11/32	For 11/32" Valve Stems, SB Chevy, SB Ford
"Super 7°" Valve Locks	
ISKVL-700	For 11/32" Valve Stems, SB Chevy, SB Ford
ISKVL-750	For 11/32" Valve Stems, +.050" Higher Installed Height, SB Chevy, SB Ford
10° Valve Locks	
ISKVL10-11/32	For 11/32" Valve Stems, SB Chevy, SB Ford

HPX EZ-Roll Gold Series Needle-Free Hydraulic Roller Lifters ISK2075HYRT

Partnering with Johnson Lifters of Taylor, Michigan, Isky Racing Cams developed the HPX EZ-Roll Gold Series as a USA-made, needle-free hydraulic roller lifter that includes the ability to expand load distribution by over 350%, increasing durability and performance. Suitable for applications that are subject to up to 7,500 RPM with up to 535 lbs. of open valve spring pressure. Sold in sets of 16.



Steel Valve Spring Retainers

4130 chrome moly steel retainers are ideal for most oval track applications. Sold in sets of 16.



Part No.	Spring Application
ISK275-ST	9315, 9365, 9365-SP, 9365, 9385, 9965, 9975, 9985, 9995
ISK507-ST	6005, 6105, 6205
ISK507-STA	6205, 8005-A
ISK707-ST	205-D
ISK707-STA	235-D, 295-D

Titanium Valve Spring Retainers

Retainers are 20-40% stronger and significantly lighter than common steel retainers. 100% aircraft-quality titanium bar stock is used in the manufacture of the retainers. Sold in sets of 16.



Part No.	Description
ISK90-TI/10DEG	10° Retainers, Use with 10° Valve Locks and Springs 8005-A, 8205, 8305, 9205, 9315, 9365, 9365-SP, 9385, 9965, 9975, 9985 and 9995
ISK91-TI	7° Retainers, Use With Springs 8005-A, 8205, 8305, 9000, 9205, 9315, 9365, 9365-SP And 9385

Adjustable Guide Plates

Plates minimize modifications to high-performance cylinder heads when intake ports have been relocated. Easily adjusted inward or outward with grind centers for a closer setting. For more stability, plates can be welded once final adjustments have been made. Fits SB Chevy and 90° V6. Packaged in sets of 8 pairs.



Part No.	Description
ISK200-AGP	5/16" Dia. Pushrods
ISK300-AGP	3/8" Dia. Pushrods

Rev-Lube ISKRL-100

Ideally used as an assembly lubricant during hydraulic or solid camshaft "break-in", original formula Rev-Lube uses Moly-Sulphide with organic and synthetic polymers to prevent "dry start-up". Sold in 1-lb. container.





Fuel Cell Tip-Over Valves

Prevents fuel spillage in the event of a roll-over.

Part No.	Description
JAZ834-006-11	-6AN Tip-Over Valve
JAZ834-008-11	-8AN Tip-Over Valve
JAZ834-206-06	-6AN External Tip-Over Valve
JAZ834-208-06	-8AN External Tip-Over Valve



JAZ834-208-06

Fast Flow Fuel Cell Fittings

Fully radiused, fast flow fuel cell fittings include bulkhead nuts and poly washers. Poly washers are also available separately.

Size	Fuel Cell Fitting Part No.	Poly Washer Part No.
-6AN	JAZ832-106-11	JAZ850-506-04
-8AN	JAZ832-108-11	JAZ850-508-04
-10AN	JAZ832-110-11	JAZ850-510-04
-12AN	JAZ832-112-11	JAZ850-512-04



Fuel Funnels

Standard Triangular JAZ550-014-06

14" triangular shape allows easy filling against a bulkhead. 3-step spout may be cut off for different rates of flow. 17" long. Accepts filter JAZ500-000-01.



Large Triangular JAZ550-016-06

16" triangular funnel is similar to the standard funnel, but with a larger capacity and a tapered spout for different flow rates. 22" long. Accepts filter JAZ500-000-01.



Large "D" Shape JAZ560-015-06

Large, "D" Shape 16" long funnel eases access against bulkheads and includes a built-in, anti-splash ring. Accepts filter JAZ500-000-01.



Go Deep JAZ560-014-06

Ideal for automatic transmissions, 7" x 14" funnel has a built-in handle, anti-splash ring and 30" long, tapered spout. Accepts filter JAZ500-000-01.



Filter Insert JAZ500-000-01

60-micron stainless steel screen is easily removed for cleaning. O-ring is set into a molded-in groove to provide a tight seal. Fits above funnels.



Overflow Catch Cans


Molded one-piece, one-quart catch can has unique swivel elbow input and a lever-handle petcock for draining. Easily mounted with two molded-in 1/4"-20 threaded inserts. **Note: May be mounted using Allstar ALL14200 or ALL14201 brackets**



Black Part No.	Clear Part No.	Red Part No.	Blue Part No.
JAZ600-025-01	JAZ600-025-05	JAZ600-025-06	JAZ600-025-11

SFI-Approved Roll Bar Padding

Adhesive-backed roll bar padding easily attaches to roll bar tubing and meets SFI 45.1 specifications. Available in 3 ft. lengths and 1/2" thicknesses.



Part No.	Description
Black	
JAZ690-003-01	1/2" Thick Roll Bar Padding
JAZ690-007-01	5/8" Thick Roll Bar Padding

Valve Train Trays

Lightweight trays are perfect for keeping valvetrain components organized during engine tear down. Valve spring tray holds springs, valve locks, and will accept the largest valves available. Rocker arm tray holds pushrods, lifters, poly locks, spark plugs, and rocker arms.



Part No.	Description
JAZ735-001-06	Valve Spring Tray
JAZ735-002-06	Rocker Arm Tray


Engine Stand Drip Tray JAZ720-000-01

Designed to fit most three- and four-legged engine stands, sturdy drip tray has a deep sump to catch oil and debris. Promotes safety in the workshop and keeps the shop/garage floor much neater. Also handy for retrieving dropped fasteners and small parts.



Engine Block-Off Kits

Ideal for sealing up spare engines. Easier and cleaner than using tape. Plastic block-offs are included for exhaust ports, carburetor flange, water pump, fuel pump, and water outlet.



Part No.	Description
SB Chevy	
JAZ730-001-01	Block-Off Kit, 4150 Carb
SB Ford	
JAZ730-007-01	Block-Off Kit, 4150 Carb



SB Chevy 360 Sprint Pistons JEP310562

Brand new lightweight forging combines the benefits of low-friction .043" compression and 3.0mm oil rings with lateral gas ports for maximum performance. Sold in set of eight complete with double spiral locks and 2.250" long wrist pins.



Bore	Stroke	Rod Length	Comp. Ratio	Dome Volume
4.030"	3.500"	6.000"	10.3:1	-5cc

SB Chevy 23° F.S.R. Tour Series GP

Lightweight, lateral gas-ported pistons are engineered for circle track applications with up to 650 horsepower. Pistons use an aggressive, raised-ring competition-only design for maximum performance. Requires .043", .043", 3.0mm rings. Sold in sets of eight, complete with .927" x 2.350" (111 grams) wrist pins, and wire locks. **Note: Compression ratios are based on a 64cc combustion chamber. The 350 pistons listed above fit both 3.480" and 3.500" strokes.**



Part No.	Bore	Stroke	Rod Length	Comp. Ratio	Dome Volume
JEP258028	4.030"	3.500"	6.000"	10.4:1	-5.0cc
JEP258029	4.035"	3.500"	6.000"	10.4:1	-5.0cc
JEP258031	4.045"	3.500"	6.000"	10.5:1	-5.0cc

SB Chevy 350 23° Flat-Top Tour Series GP JEP170693

Engineered for up to 650 horsepower, Tour Series flat-top pistons include wrist pins and have .043", .043", 3.0mm CNC-machined ring grooves with lateral gas porting for superior ring seal. Pistons are engineered for use with a 4.040" bore, 3.480"/3.500" stroke, and 6.000" connecting rods. Set of eight. **Notes: Compression ratios are based on a 64cc combustion chamber. The 350 pistons listed above fit both 3.480" and 3.500" strokes.**



Bore	Stroke	Rod Length	Comp. Ratio	Dome Volume
4.040"	3.500"	6.000"	10.3:1	-5cc

SB Chevy 18° 400 Domed Pistons



Part No.	Description
JEP213112	Piston Set with Rings
JEP213123	Piston Set with Rings

SB Chevy 350/400 23° Flat-Top

Low-friction pistons with double-forced pin oilers and annular oil reservoirs will fit most 23° (OEM angle) cylinder heads. Requires 1/16" top, 1/16" second, and 3/16" oil rings. The pistons include .927" x 2.500" (118 grams) heavy-duty wrist pins. Sold in sets of eight, with double spiral locks. **Notes: Compression ratios are based on a 64cc combustion chamber. All of the 350 pistons fit both 3.480" and 3.500" strokes.**



Part No.	Bore	Stroke	Rod Length	Comp. Ratio	Dome Volume
350 Pistons					
JEP181916	4.030"	3.500"	6.000"	10.3:1	-5cc
400 Pistons					
JEP194339	4.155"	4.000"	6.000"	12.3:1	-5cc

SB Chevy 350/400 23° Dome

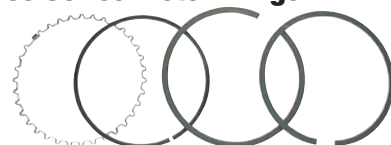
High-compression pistons are compatible with most stock, aftermarket, and angle-milled cylinder heads. Valve reliefs accommodate oversized valves and high-lift cams. Requires 1/16" top, 1/16" second, and 3/16" oil rings. Sold in sets of eight and include .927" x 2.750" (130 grams) wrist pins and double spiral locks. **Notes: Compression ratios are based on a 64cc combustion chamber. All of the 350 pistons fit both 3.480" and 3.500" strokes.**



Part No.	Bore	Stroke	Rod Length	Comp. Ratio	Dome Volume
350 Pistons					
JEP182005	4.030"	3.750"	6.000"	13.3:1	+9.5cc
JEP182012	4.030"	3.500"	6.000"	13.1:1	+13cc
JEP182014	4.040"	3.500"	6.000"	13.2:1	+13cc
400 Pistons					
JEP182024	4.125"	4.000"	6.000"	13.4:1	+3cc
JEP182027	4.155"	4.000"	6.000"	13.5:1	+3cc
JEP182028	4.165"	4.000"	6.000"	13.7:1	+3cc
JEP182032	4.165"	4.000"	6.000"	14.6:1	+8cc
JEP182036	4.155"	3.875"	6.000"	13.2:1	+3cc
JEP182037	4.165"	3.875"	6.000"	13.3:1	+3cc
JEP182038	4.125"	3.875"	6.000"	14.1:1	+8cc
JEP182041	4.155"	3.875"	6.000"	14.1:1	+8cc
JEP182042	4.165"	3.875"	6.000"	14.2:1	+8cc
JEP182053	4.125"	3.750"	6.000"	12.7:1	+3cc
JEP182058	4.125"	3.750"	6.000"	13.6:1	+8cc
JEP182067	4.125"	3.500"	6.000"	13.8:1	+13cc
JEP182069	4.155"	3.500"	6.000"	13.8:1	+13cc

Pro Seal Premium Race Series Piston Rings

A full selection of premium Pro Seal piston rings are listed by bore size. Top compression rings are barrel-faced ductile iron with a plasma moly coating. Second rings are taper-face cast iron with a phosphate coating. Standard or low-tension oil rings are chrome-plated carbon steel.



Part No.	Bore Size	Type	Top Ring	2nd Ring	Oil Ring
JEP100F8-4030-5	4.030"	Plasma-Moly	1/16"	1/16"	3/16"
JEP10008-4030-5*	4.030"	Plasma-Moly	1/16"	1/16"	3/16"
JEP100F8-4040-5	4.040"	Plasma-Moly	1/16"	1/16"	3/16"
JEP10008-4040-5*	4.040"	Plasma-Moly	1/16"	1/16"	3/16"
JEP100F8-4060-5	4.060"	Plasma-Moly	1/16"	1/16"	3/16"
JEP100F8-4125-5	4.125"	Plasma-Moly	1/16"	1/16"	3/16"
JEP10008-4125-5*	4.125"	Plasma-Moly	1/16"	1/16"	3/16"
JEP10008-4145-5*	4.145"	Plasma-Moly	1/16"	1/16"	3/16"
JEP100F8-4155-5	4.155"	Plasma-Moly	1/16"	1/16"	3/16"
JEP10008-4155-5*	4.155"	Plasma-Moly	1/16"	1/16"	3/16"

* Low tension oil rings



Quick-Connect Fluid Fittings

Disconnect fittings in seconds. Aluminum fittings resist leakage, withstanding up to 200 PSI, and can handle fuel, oil or water. Jiffy-Tite 2000, 3000, and 5000 series fittings each offer progressively increased flow and will mate with any socket within the same series. One plug and one socket are required to make a quick-release connection. Unless noted, listed fittings are valved and are only interchangeable with other valved fittings. Fittings listed with "J" suffix are stealth black, while fittings without suffix are stealth black/gold.



JFT21604J



JFT21606J



JFT32606J

Description	Size	2000 Series Socket Part No.	2000 Series Plug Part No.	3000 Series Socket Part No.	3000 Series Plug Part No.	5000 Series Socket Part No.	5000 Series Plug Part No.
Straight Reusable Nut Hose End	-4AN	JFT21604J	—	—	—	—	—
Straight Reusable Nut Hose End	-6AN	JFT21606J	JFT22606J	JFT31606J	JFT32606J	—	—
Straight Reusable Nut Hose End	-8AN	—	—	JFT31608J	JFT32608J	—	—
Straight Reusable Nut Hose End	-10AN	—	—	—	—	JFT51610J	—
Straight Reusable Nut Hose End	-12AN	—	—	—	—	JFT51612J	—
45° Reusable Nut Hose End	-6AN	JFT21606DJ	—	—	—	—	—
90° Reusable Nut Hose End	-6AN	—	—	JFT31606EJ	—	—	—
Straight Hose Barb	-6AN	—	JFT22506	—	—	—	—
Straight Female 37° Hose End	-6AN	—	JFT22306	JFT31306J	JFT32306	—	—
Straight Female 37° Hose End	-8AN	—	—	JFT31308J	JFT32308	—	—
Straight Female 37° Hose End	-10AN	—	—	—	—	JFT51310J	JFT52310
Straight Male 37° Hose End	-6AN	JFT21406	JFT22406	JFT31406J	JFT32406	—	—
Straight Male 37° Hose End	-8AN	—	—	JFT31408J	JFT32408	JFT51408	JFT52408
Straight Male 37° Hose End	-10AN	—	—	—	—	JFT51410J	JFT52410
Male O-Ring Boss Seal, ORB	-6AN	—	JFT22106	—	JFT32106	—	—
Male O-Ring Boss Seal, ORB	-8AN	—	—	—	JFT32108	JFT51108J	JFT52108
Male NPT	1/8" NPT	JFT21802J	JFT22802	—	—	—	—
Male NPT	1/4" NPT	—	JFT22804	—	JFT32804	—	—
Male NPT	3/8" NPT	—	—	—	JFT32806	—	—
Male NPT	1/2" NPT	—	—	—	—	JFT51808J	JFT52808
Male NPT	3/4" NPT	—	—	—	—	—	JFT52812

Carburetor Kits

Quick-connect kits include two sockets, two plugs, and two aluminum washers. Offered with fluorocarbon seals or Buna N (nitrile) seals which are recommended for alcohol or methanol applications.



Description	Fluorocarbon Part No.
7/8"-20 UNEF x -6AN, Dual Feed Holley	JFT200C1J



Tim Cox

Stan Kalwasinski



Micro Sprint Billet Rear Hubs/Carriers and Rotors

JOES Mini Sprint rear hub/carrier assemblies are machine finished, anodized, and laser-etched for a durable, quality finish. Edges are fully radiused and each carrier is designed for maximum strength with minimum weight. JOES rear hubs are precision broached to ensure they run true for consistent speeds, lap after lap. Combine sprocket and brake rotor carriers with JOES rear brake rotors for a high-quality rear brake/hub assembly.



JOE25675

Part No.

JOE25675



JOE25685

Description

Mini Sprint Sprocket Carrier

Mini Sprint Brake Rotor Carrier

Split Nut for Micro Sprint Hub

JOE25601

Split nut utilizes a cinch bolt system to securely lock down hub at any torque setting.



Micro Sprint Rear Axle Nuts

Axle nuts include standard 1-5/8"-8 thread for most 1-3/4" axles.



Part No.

JOE25696

Description

LH Thread Rear Axle Nut

JOE25697

RH Thread Rear Axle Nut

Torsion Arms For Micro Sprints

Torsion arms reduce flex. Black anodized and laser etched for great looks. Arms fit the popular 7/8" spline.



Part No.

JOE25920-V2

Description

Right Front 12" Torsion Arm

JOE25923

Left Front 13" Torsion Arm

JOE25935

Left Rear 11-1/2" Torsion Arm, Straight



Rayn Marshall

Stan Kalwasinski

Micro Sprint Aluminum Torsion Stop

JOE25905

Stops are designed to reduce flex. Black anodized finish with laser etching looks cool on any car. Stops fit the popular 7/8" spline found on most mini sprints.



Micro Sprint Steering Components



JOE25636

Part No.

JOE25636



JOE25640

Description

Mini Sprint Front Steering Arm

Mini Sprint Torrington Thrust Washer

Micro Sprint Motor Mount

Everything needed to bolt a 600 engine into a mini-sprint.

Part No.

JOE25880

Description

Yamaha 600

JOE25890

2007-09 Suzuki, GSXR600



JOE25880

Micro Sprint Rear Hub Nut Tool

JOE25698

Features a quick pin to hold your spacers in place. Multiple holes are drilled in the handle to hold any spacer stack in place. The knurled hand grip and JOES quality are built in.



Micro Sprint Split-Cone Axle Spacer Kit

JOE25823

A split-cone spacer set allows you to move the wheel in or out without searching for the right size spacer. Once you have your baseline spacing correct on your axle, simply move the existing spacers from the inside of the wheel to the center of the split cone or vice versa. Comes with (4) 1/4" spacers and (1) 1/2" spacer. Fits 1-3/4" axles.



Ralph Johnson

Stan Kalwasinski



Micro Sprint Nose Wing Stabilizers

JOE25970

Stabilizers (pair) fit perfectly and include all hardware for easy mounting. Black anodized finish with laser etching for high-tech look.



Micro Sprint Front Nose Wing Posts

JOE25973

Posts (pair) fit perfectly and include all hardware for easy mounting. Black anodized and laser etched.



10" Wheel Stands

JOE29600

Aluminum 10" wheel stands allow suspension adjustments while the car rests on the wheels. Sold in sets of four.



TSO (Tulsa Shoot Out) Carb Adapters

Precision CNC-machined to perfectly mate carburetors to cylinder head. These billet adapters with O-rings to seal out dirt, and protect and extend engine life. Required to run 600 Restricted class at the Tulsa Shootout. Available for most popular 600 engines. Four pack.



Micro Sprint Idle Adjuster

JOE25841

This lightweight CNC-machined adjusting knob makes idle adjustments easy. Red anodized, knurled knob is extended for easy reach from the cockpit. Kit includes adjuster with stainless steel idle screw and stainless steel spring.



Micro Sprint 1" Temperature Gauge Fitting

Specialized fitting attaches to 1" I.D. rubber hose water line or -12AN and includes a threaded port to accept a standard temperature sensor.



Part No.	Description
JOE25865	1" Rubber Hose Connection
JOE25866	-12AN to 1" Rubber Hose

Micro Sprint R6 Carb Vents

JOE25845

Precision machined for easy installation, R6 carb vents incorporate a microcell vent filter system to provide optimal bowl venting and a clean fuel system. Sold in pairs.



Micro Sprint Carb Fitting

JOE25847

High-grade aluminum fitting is a direct replacement for the stock plastic fitting, includes a -6AN fitting to accept the fuel line.



Micro Sprint Front Axle

JOE25650



Manufactured from 4130 chrome moly steel. Measures 39-1/2" between kingpin centers.

Micro Sprint Right Rear Adjustable Birdcage

JOE25874

Right rear, double-bearing design adjustable birdcage can be adjusted in the smallest increments to help maximize performance. Laser-etched adjustment marks provide easy reference. Birdcage includes proven, 5-1/2" center-to-center for maximum forward bite.



Micro Sprint Left Rear Birdcage

JOE25872

Designed for the left rear of popular mini sprints, birdcage features proven 5-1/2" center-to-center for maximum forward bite. Incorporated zerk fitting allows periodic lubrication.



Micro Sprint Rotors

Manufactured from heat-resistant 1018 steel, rotors are additionally scalloped to reduce weight without sacrificing braking.

Part No.	Description
JOE25791*	Front Brake Rotor, 6-5/8" Dia.
JOE25796	Rear Brake Rotor

* Fits Joes Racing Products brake caliper.





Micro Sprint Nylon Chain Guide Block System

Durable chain guide combines a premium nylon guide and rigid aluminum bracket to allow adjustments with the LR tire on the ground. Nylon block splits for easy removal from the chain.



Part No.	Description
JOE25869-B	Nylon Chain Guide Block System
JOE25870	Replacement Nylon Chain Guide Block

Micro Sprint #520 Chain Breaker JOE25701

Durable, specialized tool allows quick removal and replacement of links on 520 chain.



Micro Sprint Chain Guide System JOE25875-B

Keeps the chain in place, regardless of track conditions. Chain guide system uses sealed bearings and high-quality springs to maintain the optimal tension.



Part No.	Description
JOE25876-B	Replacement Wheels, Pair
JOE25877	Replacement Springs, Pair

Micro Sprint Case Protectors JOE25879

Adds beef right where it is needed to prevent damage from your chain. Save expensive repairs and serious damage to your engine with this easy-to-install protection system.



Description
1999-05 R6 and 2006-Newer R6S

Micro Sprint Heel Stop JOE25837

Billet aluminum heel stop helps keep driver's foot comfortable from start to finish. Sold each.



Micro Sprint Muffler Clamps

Keeps your muffler secure. It clamps on to your nerf bar and is adjustable for all angles. The cradle fits 3-1/2 to 4-1/2" diameter mufflers. Made from aircraft-quality 6061-T6 aluminum. 3/4" clamp.

Part No.	Description
JOE25951	3/4" Muffler Clamp
JOE25952	7/8" Muffler Clamp



Micro Sprint Fuel Pump Bracket JOE25950

Engineered to mount directly to the torsion tube, bracket includes 5/16" threaded holes to accept fuel pump. Black anodized billet aluminum brackets are sold in pairs.



Micro Sprint/Kart Pedals JOE25830

Machined from billet aluminum and anodized for corrosion resistance, pedal assembly features adjustable leverage points for both the gas and brake to achieve maximum driver comfort.



Micro Sprint Electric Wing Slider

Electric wing slider provides the ability to move the top wing forward or backwards to achieve the perfect balance right from the cockpit. Wing Slider includes pre-wired switch, sealed quick connector, and required hardware.



Part No.	Description
JOE25983	Electric Wing Slider, Complete
JOE25984	Wing Actuator Only
JOE25985	Wing Actuator Mounting Spud

Roller Wing Post JOE25980-V2

Roller design post allows smooth back-and-forth movement of the top wing, eliminating binding and reducing load on the wing slider.



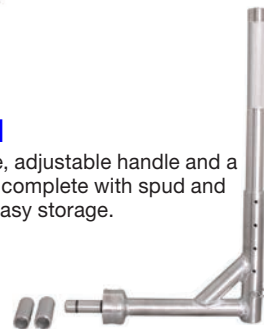
Sprint Bell Crank JOE26005

Precision-machined billet aluminum bell crank is engineered to work with popular sprint throttle systems. Black anodized for corrosion resistance.



Sprint Wheel Wrench JOE26351

Sprint wheel wrench features a two-piece, adjustable handle and a 12-point socket to aid wheel removal. Sold complete with spud and sleeve adapters, wrench breaks down for easy storage.



JOE13274

Fuel Filler Top Plates

Perfect for your mini sprint, sprint car, or any application where you need a top plate for your fuel tank. Cap area features a raised ridge to keep dirt out of your fuel system. A high-flow rollover vent is included. The oversized vent system ensures that your fuel system gets enough air to prevent vapor lock and is designed to meet the fuel needs of your high fuel consumption alcohol motor. Add a nut ring to use the top plate on nearly any tank or bolt it directly on your existing fuel cell bladder.



Part No.	Description
JOE13274	Fuel Top Plate
JOE13288	-10 AN Roll-Over Valve




JOE13288



Sprint Brake Mounts

JOE26685

Sprint Car Brake Rotor Carrier is a durable clamp-style design. 46-spline inboard rotor mount for 8 on 7" bolt circle.



Freeze Plug Adapter

JOE36200

Replace freeze plugs in a Chevy block with these adapters to change the flow of water for better cooling.



Sprint Car Extended Port Fitting - #6

JOE42050

Fittings are perfectly designed for a Sprint Car fuel system. The 3" length moves the AN injector fitting up so maintenance is a snap. Attractive laser-etched, anodized finish. The -6 x -6 SAE O-ring fitting is 3" long.



Oil Pressure Fitting 1/8" NPT x -4AN

JOE42800

Fitting is extended 2-1/4", making it easier to connect the line to an oil pressure gauge. 1/8" NPT to -4AN.



1/8" NPT x -3AN Oil Pressure Fitting

JOE42799

2-1/4" extended length makes for easier oil line connection. 1/8" NPT x -3AN.



Tire Roller

JOE32200

Check stagger, sipe, groove, inspect, and clean tires without chasing them all over the pits. Adjust the width for different tire sizes and break it down for easy storage.



Jack Stands

Stackable and easily stored in the trailer or garage, aluminum jack stands are 14" tall. Large feet prevent jack stands from sinking into dirt or asphalt, while top mounted urethane pads prevent car from slipping off. Sold per pair.



Part No.	Description
JOE55500	Natural
JOE55500-B	Black NEW!

Tire Tape Measure, 6-Pack

JOE32151

Measure tires accurately with 1/4" x 10' long tire tape. Set of six.



Air Dryer Recharge Kit

JOE32121

For use with compressed air or nitrogen, DRYAIR is a special desiccant formula with a moisture capacity of 2-1/2 times its weight. The most effective humidity control at the track or in the shop. Recharge kit includes 43 cu./in. of desiccant.



DRYAIR Inline Compressed Air and Nitrogen Dryer

JOE32120


DRYAIR utilizes a specialized formula of desiccant with the drying capacity of 2-1/2 times its weight. The specialized desiccant creates more surface area, effectively drying air or gas in high-humidity as well as low-temperature conditions. DRYAIR is the most effective humidity control at the track or in the shop. DRYAIR contains 43 cubic inches of desiccant, two 3/8" NPT safety couplers, and two 1/4" NPT industrial air hose fittings. Recharge kits available.



Digital Durometer with Case

JOE56015

Features large, easy-to-read digital display. A hold button holds your reading on the display for easy viewing. A foam-lined case protects your investment. Serious racers that track their durometer readings will appreciate the 0.5 accuracy.



Digital Tread Depth Gauge

JOE56100

Gauge measures to .001" of an inch. Get the job done quickly and accurately at a fraction of the price.



Deluxe Racing Pyrometer

JOE54005

Highly accurate pyrometer is covered with a rubber boot for protection. Backlit display features 1-1/2" tall numbers for easy reading, even at night. Includes compact 90° angled probe for easy access inside fender well and comfortable grip. Max hold feature records the highest number while auto shut-off helps preserve battery life. Includes padded case.





Double-End AN Wrench Set JOE18000

AN wrenches are precision machined from billet 6061-T6 aluminum and are designed to allow tightening or loosening a fitting in as little as 15° increments. Bright anodized, five-piece set includes -6, -8, -10, -12, and -16 wrenches.



Matador 15" Steering Wheels

These flat 15" diameter wheels are manufactured from 6061-T6 aluminum and fully TIG-welded with wider spokes for greater strength. 1-1/4" diameter grip with evenly spaced finger nubs provides excellent grip and reduces fatigue. Available in raw aluminum or matte black finish. Weighs 1-1,



Part No.	Description
JOE13550-A	Aluminum Finish
JOE13550-B	Matte Black Finish

Lightweight Aluminum Steering Wheels

Aluminum steering wheels, offered in 2-1/2" dish or flat versions, are drilled for lightness and shot peened to enhance grip. Choose from bare, black anodized, or rubber coated.



Size	Bare	Black Anodized	Rubber Coated
2-1/2" Dished Steering Wheels			
13"	JOE13513-A	JOE13513-B	JOE13513-CB
14"	JOE13514-A	JOE13514-B	—
15"	JOE13515-A	JOE13515-B	JOE13515-CB
17"	JOE13517-A	—	—
Flat Steering Wheels			
13"	—	JOE13450	—
14"	—	JOE13534-B	—
15"	JOE13535-A	JOE13535-B	—

Part No.	Description
Related Components	
JOE13600	Steering Wheel Tape
JOE13650	Steering Wheel Pad



Steering Wheel Disconnect JOE13402

Pinless, spring-loaded billet aluminum disconnect allows quick, easy steering wheel removal. Engineered for use with 5/8" diameter steering columns, disconnect accepts popular, 3-bolt (3 x 1-3/4") pattern steering wheels. Includes splined shaft.



Steering Wheel Spacers

Spacers are used to optimize steering wheel location and increase driver comfort. Made from lightweight billet aluminum.



Part No.	Description
JOE13310	1" Thick Spacer
JOE13315	1-1/2" Thick Spacer
JOE13320	2" Thick Spacer

Quarter Midget Steering Wheel Quick Disconnect JOE13405

Quick-release hub manufactured from aircraft-grade 6061-T6 aluminum. Designed to fit most Quarter Midget and Kart steering shafts.



Tire Purge Tool JOE32125

The days of waiting for air to drain are over. Tire purge tool clips on the valve stem and a slide collar opens to release air from tires quickly. An adjustable bleed valve ensures that tires drain automatically to the desired pressure, allowing the tire specialist to work on more than one tire at a time.



Coil-Over Spanner Wrenches

Billet aluminum wrenches prevent knuckle injuries when adjusting coil-overs.



Part No.	Description
JOE33000	Long
JOE33500	Short

Precision Tire Pressure Gauge 0-100 PSI JOE32311

Displays 4 recorded tire pressures at a time and has memory for 8 sets of tires. 45° high-flow ball chuck and carrying case included.



Quick-Fill Tire Inflator JOE32484 **NEW!**

Fill tires quickly and accurately. Quick-fill valve assembly is fitted with a large 2-1/2" diameter gauge that features a glow-in-the-dark dial face and 0-60 PSI range. Inflator has an angle chuck installed and also includes a ball-style chuck.





Glow-in-the-Dark Tire Pressure Gauges

Accurately adjust tire pressure, even in dark pit areas. Gauges include air pressure release buttons, 17" ultra-flexible hoses with a chrome swivel-angle chuck, and a separate ball chuck. Standard 2-1/2" gauges are also available with optional hold valve, which freezes readings until pressure is reapplied or released.



Description	Standard 2-1/2" Dia. Part No.	Standard with Hold Valve 2-1/2" Dia. Part No.
0-15 PSI	JOE32305	—
0-30 PSI	JOE32306	JOE32326
0-60 PSI	JOE32307	—

Digital 0-60 PSI Tire Pressure Gauge JOE32435

Top-quality, affordable gauge includes large, easy-to-read numbers and accuracy up to 1%. Gauge reads 0-60 PSI and is sold complete with a JOES tread depth gauge.



Digital Quick-Fill Tire Inflator JOE32488

Fill tires quickly with digital accuracy to 1%. Quick-fill assembly is fitted with a digital 0-60 PSI pressure gauge that includes large, backlit numbers. Assembly is fitted with an angle chuck and includes a ball-style chuck.



Quick-Release Canister Mount

Canister mount has a quick-release nylon strap to secure any remote canister from 1-1/2" to 3" dia.

Part No.	Description
JOE19410	Clamps to 1-1/4" Tubing
JOE19412	Clamps to 1-1/2" Tubing
JOE19430	Canister Panel Mount
JOE19445	Replacement Strap
JOE19450	Replacement Pin



Shock Workstation

Fixture secures body and shaft of a shock absorber to allow easier servicing. May be used in a vise or mounted permanently to a work bench or pit cart with the optional base.



Part No.	Description
JOE19200	Shock Workstation
JOE19250	Shock Workstation Base Only
JOE19075	ShockWrench, Allows Penske Shock Disassembly/Assembly
JOE19300	Drip Cup, Catches Shock Oil When Rebuilding

Side-View Mirrors for Pit Carts

Keep an eye on people with 3" diameter side view mirror. Mounts directly to carts.

Part No.	Description
JOE11212	Side View Mirror, 1-1/2" Clamp-On
JOE11214	Side View Mirror, 1-3/4" Clamp-On
JOE11222	Extended Side View Mirror, 1-1/2" Clamp-On
JOE11224	Extended Side View Mirror, 1-3/4" Clamp-On



Weld Fittings/Bungs

Ideal for welding to valve covers, dry sump tanks, breather tanks, etc. Sold individually.



Part No.	Description
Aluminum Female NPT Weld Bungs	
JOE37102	1/8" NPT
JOE37104	1/4" NPT
JOE37106	3/8" NPT
JOE37108	1/2" NPT
JOE37110	3/4" NPT
JOE37112	1" NPT



Description	Male AN Part No.	Female AN Part No.
Aluminum AN Weld Fittings		
-4AN	JOE37004	—
-6AN	JOE37006	—
-8AN	JOE37008	JOE37308
-10AN	JOE37010	JOE37310
-12AN	JOE37012	JOE37312
-16AN	JOE37016	—

Tool Box Labels JOE17500

Great way to keep your tool box organized.



Reducer Clamps JOE13000

Ideal when relocating a radio box, coil clamp, etc. to 1-3/4" to 1-1/4" diameter tubing. Made from light-weight aluminum.



Billet Threaded Heel Stop JOE25837 **NEW!**

Threaded, 4" wide x 1-1/4" high x 2-3/8" deep heel stop mounts easily to the floor pan with four rivets and allows fine tuning throttle or brake pedal position for maximum comfort and grip. Threaded end has 3/8"-24 threads.



Vent Clamp JOE12204-G **NEW!**

Ideal for venting transmissions or rear ends, vent clamps mount directly to 1-3/4" chassis tubing and include a filter to keep out contaminants.



Universal GoPro Mount JOE60200

High-quality aluminum mount is designed to swivel and pivot, allowing the GoPro camera to be aimed at the desired angle.



Valve Cover Fasteners

The aluminum fasteners are designed to allow for easy removal of your engine valve covers. The spring ball on the extension holds them so you can easily get them to the stud. 4 pack, anodized black.



Part No.	Description
JOE34350	Aluminum Valve Cover Nut Kit with Studs, 1/4"-20
JOE34352	Aluminum Valve Cover Nut Kit with Studs, 1/4"-28

Quick-Change Gear Cover Fasteners

Made from lightweight billet 7075 aluminum. One-piece design means no washer to smash or mushroom and fall off. Cross-drilled design makes it the lightest cover nut available on the market and also allows for safety wiring. Made in the U.S.A.



Part No.	Description
JOE34358	3/8"-16, 10 Pack
JOE34359	3/8"-16, 2 Pack

Switch Panels

High-quality components featuring 40-amp switches and rubber boots to seal out moisture and dirt. Panels with ignition switch feature an aircraft-style flip cover and rubber-covered starter button.



Part No.	Description
JOE46115	Power Light Indicator, 3-3/8" x 3-1/2"
JOE46120	2 Accessory Switches, 6-5/8" x 3-1/2"
JOE46135	4 Accessory Switch Panel, Indicator Lights, 6-5/8" x 3-1/2"

Weather-Resistant Switch Panels

Assembled using high-quality components and rubberized, sealed switches. Panels include high-capacity, 40-amp ignition switches with aircraft-type covers and 40-amp accessory switches with weather-proof boots.



Part No.	Description
JOE46105	Ignition/Start/Single Accessory
JOE46125	Ignition/Start/Two Accessory

Weather-Resistant Battery Disconnect Switch Panel JOE46216

Battery disconnect switch is treated with a special rubber sealant to resist dirt and moisture. Switch includes four terminals and is intended for applications with an alternator. Sold complete with 3-1/8" x 3-1/8" mounting panel and red switch handle.



Switch Panel Brackets

Easily mount switch panels, battery disconnects, etc. to roll cage tubing with these lightweight brackets. Sold in pairs.



Part No.	Description
JOE46172	1-1/2", Pair
JOE46174	1-3/4", Pair

Weather-Resistant Start Button JOE46101

Manufactured with a weatherproof boot to protect the heavy-duty front contacts and rubber coating on the back to seal out all dirt and moisture.



On-Off Toggle Switch JOE46102

40-amp switch with weather-resistant rubber boot.



Portable Nitrogen Tank JOE32351 **NEW!**

High-pressure portable nitrogen tank allows filling multiple tires without the worry of having to refill the tank. Tank measures 18" x 5" diameter, holds 1,800 PSI and may be refilled using the included transfer hose. Regulator may be adjusted from 0-150 PSI and includes a hose and safety coupler, allowing attachment of an air chuck or air tools. **Note: Portable tank may be refilled from a larger tank with less than 1,800 PSI.**



Part No.	Description
JOE32352	Nitrogen Tank Handle, Eases Carrying
JOE32352-H	48" Stainless Transfer Hose, Required for Filling Tank



Logan Seavey

Mike Reusche



Quarter Midget Accessoires

Front Hub

Precision CNC-machined billet 6061-T6 aluminum hub incorporates a sealed roller bearing for reduced friction. Designed to fit a 5/8" spindle, black anodized hub has been drilled and tapped 1/4"-28 and 5/16"-18 on a 2-1/2" bolt circle. Hub studs may be purchased separately.



Part No.	Description
JOE25501	Kart Front Hub, Each
JOE25596	Hub Stud Kit, 5/16"-18 x 1-1/4", 12-Pack
JOE25597	Hub Stud Kit, 1/4"-28 x 1-1/4", 12-Pack

Front Hub Spacer Kit

JOE25591

Special, 5/8" I.D. spacers are machined from billet 6061-T6 aluminum. Kit includes two each of 1/8", 1/4", and 1/2" thick spacers.



Rear Hub

Short version rear hub is constructed from precision-machined, billet 6061-T6 aluminum and black anodized for corrosion resistance. Hub has an 1-1/4" I.D. and is drilled and tapped both 1/4"-28 and 5/16"-18 on 2-1/2" bolt circle. Hub studs may be purchased separately.



Part No.	Description
JOE25560	Rear Hub, Each
JOE25596	Hub Stud Kit, 5/16"-18 x 1-1/4", 12-Pack
JOE25597	Hub Stud Kit, 1/4"-28 x 1-1/4", 12-Pack

Brake Hub JOE25411

Precision milled for smooth operation and extended durability. Brake hub has an 1-1/4" I.D. and is black anodized finished.



Kart Sprocket Carrier

JOE25780

Fits 1-1/4" axle.



Brake Rotor JOE25410

Brake rotor is manufactured from premium 1018 steel and features a scalloped design for maximum weight savings without sacrificing braking quality.



Toe Gauge JOE32615

Kit includes all of the components required to properly set toe. Billet aluminum toe gauge slips on 5/8" kart spindles and specially incorporated slots are used to secure included tape measures. Sold complete with foam-lined storage case.



Vent Tank JOE12318

Compact, fabricated aluminum tank features a barbed hose fitting and drain valve. Incorporated panel mount provides easy installation.



Steering Wheel JOE13505-B

Lightweight, 11" diameter black anodized steering wheel is drilled and shot peened to provide a superior grip. Pre-drilled mounting holes ensure a centered steering wheel.



Spoke-Up Steering Wheel Pad JOE13651

Designed for steering wheels that feature the center spoke pointing straight up. Secured with Velcro straps. May also be used on Quarter Midget or Kart steering wheels.



Billet Timing Chain Sets

JP Performance billet timing gear sets have induction-hardened crank sprockets for increased life and durability. Most sets have reverse oiler grooves to lubricate the front cam journal face in engines without thrust plates. Timing sets are also available -.005" and -.010" for engines that have been align bored and require reduced center distances.

Description	Standard Part No.	-.005" Part No.	-.010" Part No.
SB Chevy 265-400, Torrington Bearing	JPP5981T	JPP5981T-LB5	JPP5981T-LB10
SB Chevy 265-400, BB Chevy Crank Snout, Torrington Bearing	JPP5630T	—	—
SB Chevy "Rocket Block", Torrington Bearing	JPP5616T	—	—

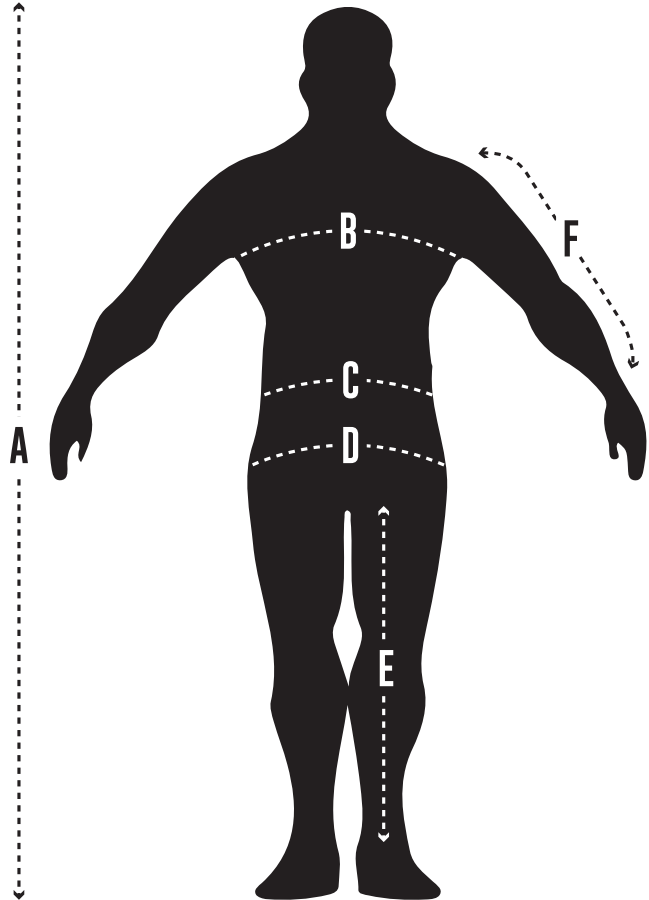




Challenger Driving Suit **NEW!**

Affordable single-layer suit is constructed from high-quality FR Proban cotton. Lightweight and comfortable, suit features 360° shoulder gussets and boot-cut legs. Meets SFI 3.2A/1 specifications. Offered in one-piece or two-piece (jacket and pants) versions. Black only.

Size	Part No.
One-Piece Driving Suit	
XXXXXX-Small	K1R20-CHL-NW-7XS
XXXXX-Small	K1R20-CHL-NW-6XS
XXXX-Small	K1R20-CHL-NW-5XS
XXX-Small	K1R20-CHL-NW-4XS
XX-Small	K1R20-CHL-NW-3XS
X-Small	K1R20-CHL-NW-2XS
Small	K1R20-CHL-NW-S
Medium	K1R20-CHL-NW-M
Medium/Large	K1R20-CHL-NW-ML
Large	K1R20-CHL-NW-L
Large/X-Large	K1R20-CHL-NW-LXL
X-Large	K1R20-CHL-NW-XL
XX-Large	K1R20-CHL-NW-2XL
XXX-Large	K1R20-CHL-NW-3XL
Jackets	
XXXXXX-Small	K1R21-CHL-NW-7XS
XXXXX-Small	K1R21-CHL-NW-6XS
XXXX-Small	K1R21-CHL-NW-5XS
XXX-Small	K1R21-CHL-NW-4XS
XX-Small	K1R21-CHL-NW-3XS
X-Small	K1R21-CHL-NW-2XS
Small	K1R21-CHL-NW-S
Medium	K1R21-CHL-NW-M
Medium/Large	K1R21-CHL-NW-ML
Large	K1R21-CHL-NW-L
Large/X-Large	K1R21-CHL-NW-LXL
X-Large	K1R21-CHL-NW-XL
XX-Large	K1R21-CHL-NW-2XL
XXX-Large	K1R21-CHL-NW-3XL
Pants	
XXXXXX-Small	K1R22-CHL-NW-7XS
XXXXX-Small	K1R22-CHL-NW-6XS
XXXX-Small	K1R22-CHL-NW-5XS
XXX-Small	K1R22-CHL-NW-4XS
XX-Small	K1R22-CHL-NW-3XS
X-Small	K1R22-CHL-NW-2XS
Small	K1R22-CHL-NW-S
Medium	K1R22-CHL-NW-M
Large	K1R22-CHL-NW-L
Large/X-Large	K1R22-CHL-NW-LXL
XX-Large	K1R22-CHL-NW-2XL
XXX-Large	K1R22-CHL-NW-3XL



A	Height and Weight
B	Chest at Widest (Measure Around Chest with Arms Down)
C	Waist
D	Hips (At Widest Point)
E	Inseam (Crotch Seam to Ankle Bone)
F	Shoulder to Wrist (Arms Straight Out in Front of You)

Size	Height	Weight (Lbs)	Chest	Waist	Hips	Inseam	Sleeve
7XS	4'1" - 4'3"	45 - 60	28"	27"	27"	19.5"	16.5"
6XS	4'3" - 4'6"	60 - 75	31"	28"	29"	21.5"	17"
5XS	4'6" - 4'9"	75 - 90	32"	28"	29"	23"	18"
4XS	4'9" - 5'1"	80 - 95	33"	30"	31"	25"	19"
3XS	5'2" - 5'6"	90 - 105	35"	31"	31"	26.5"	19.5"
2XS	5'6"	105 - 120	37"	33"	33"	27.5"	20"
XS	5'6" - 5'7"	110 - 125	39"	35"	36"	28"	20.5"
S	5'8" - 5'9"	120 - 130	41"	36"	38"	29.5"	21.5"
M	5'9" - 5'10"	140 - 150	45"	39"	39"	29.5"	22"
M/L	5'10" - 5'11"	150 - 165	46"	40"	41"	30"	22"
L	5'11"	160 - 180	46"	41"	42"	30"	22"
L/XL	5'11" - 6'1"	175 - 190	47"	42"	43"	30.5"	22.5"
XL	6'1" - 6'2"	185 - 205	47"	42"	43"	31.5"	23"
2XL	6'2" - 6'8"	215 - 235	48"	43"	44"	34"	23.5"
3XL	6'6" - 6'9"	250 - 275	49"	43"	45"	35"	24.5"



Triumph 2 Driving Suit

Versatile, single-layer Triumph 2 driving suit is great for a variety of racing classes including dirt, oval, and road racing. Suit meets stringent SFI 3.2A/1 specifications, and features shoulder gussets and flexible elastic waist to allow a full range of motion. Offered in one- or two-piece versions in black/white only.

Size	Part No.
One-Piece Driving Suits	
6 X-Small	K1R20-TR2-NW-6XS
5 X-Small	K1R20-CHL-NW-5XS
4 X-Small	K1R20-CHL-NW-4XS
3 X-Small R	K1R20-CHL-NW-3XS
2 X-Small	K1R20-CHL-NW-2XS
X-Small	K1R20-CHL-NW-XS
Small	K1R20-CHL-NW-S
Medium	K1R20-CHL-NW-M
Medium/Large	K1R20-CHL-NW-ML
Large	K1R20-CHL-NW-L
Large/X-Large	K1R20-CHL-NW-LXL
2 X-Large	K1R20-CHL-NW-2XL
3 X-Large	K1R20-CHL-NW-3XL



Size	Jacket	Pants
Two-Piece Driving Suits		
6 X-Small	K1R21-CHL-NW-6XS	K1R22-TR2-NW-6XS
5 X-Small	—	K1R21-CHL-NW-5XS
4 X-Small	K1R21-CHL-NW-4XS	K1R22-CHL-NW-4XS
3 X-Small	—	K1R22-CHL-NW-3XS
2 X-Small	K1R21-CHL-NW-2XS	K1R22-CHL-NW-2XS
X-Small	K1R21-TR2-NW-XS	—
Medium	—	K1R22-CHL-NW-M
Large	K1R21-CHL-NW-L	K1R22-CHL-NW-L
Large/X-Large	—	K1R22-CHL-NW-LXL
X-Large	K1R21-CHL-NW-XL	—
2 X-Large	—	K1R22-CHI-NW-2XL
3 X-Large	K1R21-CHL-NW-3XL	K1R22-CHI-NW-3XL



Sportsman

Two-Piece Driving Suit **NEW!**

Double-layer, two-piece Sportsman driving suit is versatile for a wide range of motorsports and features unique styling. A lightweight Nomex outer shell is combined with a soft knit Nomex inner lining for superior protection. Full floating 360° arms, boot-cut legs, ribbed arm cuffs, and adjustable waistline add comfort. Meets 3.2A/5 SFI specifications. Jacket and pants are offered in black/blue, black/red, or black/white.

Size	Black/Blue	Black/Red	Black/White
Jacket			
Small	K1R21-SPT-NB-S	K1R21-SPT-NR-S	K1R21-SPT-NW-S
Medium	K1R21-SPT-NB-M	K1R21-SPT-NR-M	K1R21-SPT-NW-M
Medium/Large	K1R21-SPT-NB-ML	K1R21-SPT-NR-ML	K1R21-SPT-NW-ML
Large	K1R21-SPT-NB-L	K1R21-SPT-NR-L	K1R21-SPT-NW-L
Large/X-Large	K1R21-SPT-NB-LXL	K1R21-SPT-NR-LXL	K1R21-SPT-NW-LXL
X-Large	K1R21-SPT-NB-XL	K1R21-SPT-NR-XL	K1R21-SPT-NW-XL
XX-Large	K1R21-SPT-NB-2XL	K1R21-SPT-NR-2XL	K1R21-SPT-NW-2XL
XXX-Large	K1R21-SPT-NB-3XL	K1R21-SPT-NR-3XL	K1R21-SPT-NW-3XL
Pants			
Small	K1R22-SPT-NB-S	K1R22-SPT-NR-S	K1R22-SPT-NW-S
Medium	K1R22-SPT-NB-M	K1R22-SPT-NR-M	K1R22-SPT-NW-M
Medium/Large	K1R22-SPT-NB-ML	K1R22-SPT-NR-ML	K1R22-SPT-NW-ML
Large	K1R22-SPT-NB-L	K1R22-SPT-NR-L	K1R22-SPT-NW-L
Large/X-Large	K1R22-SPT-NB-LXL	K1R22-SPT-NR-LXL	K1R22-SPT-NW-LXL
X-Large	K1R22-SPT-NB-XL	K1R22-SPT-NR-XL	K1R22-SPT-NW-XL
XX-Large	K1R22-SPT-NB-2XL	K1R22-SPT-NR-2XL	K1R22-SPT-NW-2XL
XXX-Large	K1R22-SPT-NB-3XL	K1R22-SPT-NR-3XL	K1R22-SPT-NW-3XL

Precision II Driving Suit

The Precision II combines an ultra-lightweight shell and unsurpassed breathability with the protection found in a SFI 3.2A/5 approved driving suit. One-piece, two-layer suit is constructed from premium 100% Nomex with flat-seam construction, soft knit collar and pre-bent, four-way stretch panels across the back, knee, and crotch for unrestricted movement. Black/red only.



Size	Part No.
Medium/Large	K1R20-PR2-NR-ML
Large	K1R20-PR2-NR-L
Large/X-Large	K1R20-PR2-NR-LXL
X-Large	K1R20-PR2-NR-XL
2 X-Large	K1R20-PR2-NR-2XL
3 X-Large	K1R20-PR2-NR-3XL

Precision II Youth Driving Suit **NEW!**

The same design, construction, and high quality of the adult-sized Precision II, yet in youth sizing. Perfect for the drivers of Bandoleros, Micro-Sprints, Quarter Midgets, US Legend Cars and Outlaw Karts. One-piece, two-layer suit meets stringent 3.2A/5 specifications. Offered in black/gray only.

Size	Part No.
XXXXX-Small	K1R20-PRY-NG-5XS
XXXX-Small	K1R20-PRY-NG-4XS
XXX-Small	K1R20-PRY-NG-3XS
XX-Small	K1R20-PRY-NG-2XS
X-Small	K1R20-PRY-NG-XS



Victory Driving Suit

Single-layer driving suit is manufactured from Proban-treated cotton for superior fire protection and exceptional breathability. One-piece suit incorporates full, 360° arm gussets and a crotch stretch panel that allow a full range of movement. Velcro closures at belt and collar, combined with boot-cut legs, help provide a custom appearance. Meets SFI 3.2A/1 specifications. Black/gray only.

Size	Part No.
Small	K1R20-VIC-N-S
Medium	K1R20-VIC-N-M
Medium/Large	K1R20-VIC-N-ML
Large	K1R20-VIC-N-L
Large/X-Large	K1R20-VIC-N-LXL
X-Large	K1R20-VIC-N-XL
2 X-Large	K1R20-VIC-N-2XL
3 X-Large	K1R20-VIC-N-3XL



Suit Measurements

Size	Euro	Height	Weight	Chest	Waist	Hips	Inseam	Sleeve
7XS	20	3'7" - 4'1"	45-60	28"	27"	27"	20"	17"
6XS	24	4'1" - 4'3"	60-75	31"	28"	29"	22"	17"
5XS	28	4'4" - 4'6"	75-85	32"	28"	29"	23"	18"
4XS	32	4'7" - 5'0"	85-95	33"	30"	31"	25"	19"
3XS	36	5'1" - 5'3"	95-105	35"	31"	31"	26"	20"
2XS	40	5'3" - 5'4"	105-115	37"	33"	33"	27"	20"
XS	44	5'4" - 5'5"	115-125	39"	35"	36"	28"	21"
S	48	5'5" - 5'7"	125-140	41"	36"	38"	29"	22"
M	52	5'7" - 5'10"	140-150	45"	39"	39"	29"	22"
M/L	54	5'10" - 6'0"	150-165	46"	40"	41"	30"	22"
L	56	5'10" - 6'0"	160-180	46"	41"	42"	30"	22"
L/XL	58	5'11" - 6'1"	175-190	47"	42"	43"	32"	23"
XL	60	6'2" - 6'4"	185-205	47"	42"	43"	32"	23"
2XL	64	6'4" - 6'6"	215-235	48"	43"	44"	34"	24"
3XL	68	6'6" - 6'8"	250-275	49"	43"	45"	35"	25"



Flex Glove **NEW!**

Premium double-layer driving gloves are constructed from the highest quality bonded Nomex and feature a seamless, ergonomic design that results in unsurpassed flexibility, grip, and comfort. Gloves meet SFI 3.3/5 and FIA 8856-2000 specs. Offered in black/fluorescent green, black/fluorescent blue, black/fluorescent yellow, and white.



Size	Part No.
Black/Fluorescent Green	
Small	K1R23-FLX-NFV-S
Medium	K1R23-FLX-NFV-M
Large	K1R23-FLX-NFV-L
X-Large	K1R23-FLX-NFV-XL
Black/Fluorescent Yellow	
Small	K1R23-FLX-NFY-S
Medium	K1R23-FLX-NFY-M
Large	K1R23-FLX-NFY-L
X-Large	K1R23-FLX-NFY-XL

Part No.	Part No.
Black/Fluorescent Blue	
Small	K1R23-FLX-NFB-S
Medium	K1R23-FLX-NFB-M
Large	K1R23-FLX-NFB-L
X-Large	K1R23-FLX-NFB-XL
White	
Small	K1R23-FLX-W-S
Medium	K1R23-FLX-W-M
Large	K1R23-FLX-W-L
X-Large	K1R23-FLX-W-XL

Track 1 Glove

The Track 1 is among the highest quality, two-layer Nomex gloves currently available. Gloves use pre-curved fingers and palms combined with minimally stitched external seams to eliminate discomfort. Meet stringent SFI 3.3/5 specifications. Offered in black, red, or blue.



Size	Black	Red	Blue
Youth XXXX-Small	K1R23-TR1-N-4XS	K1R23-TR1-R-4XS	K1R23-TR1-B-4XS
Youth XXX-Small	K1R23-TR1-N-3XS	K1R23-TR1-R-3XS	K1R23-TR1-B-3XS
Youth XX-Small	K1R23-TR1-N-2XS	K1R23-TR1-R-2XS	K1R23-TR1-B-2XS
Youth X-Small	K1R23-TR1-N-XS	K1R23-TR1-R-XS	K1R23-TR1-B-XS
Small	K1R23-TR1-N-S	—	—
Medium	K1R23-TR1-N-M	K1R23-TR1-R-M	K1R23-TR1-B-M
Large	K1R23-TR1-N-L	K1R23-TR1-R-L	K1R23-TR1-B-L
X-Large	K1R23-TR1-N-XL	K1R23-TR1-R-XL	K1R23-TR1-B-XL

GTX-1 Driving Shoe **NEW!**

Mid-top driving shoe, constructed with soft calf skin leather, features strategically located vents for unsurpassed cooling and comfort. The special built-in Achilles Flex Zone helps provide increased mobility and pedal sensitivity. Shoes meet SFI 3.3/5 specifications, and are offered in black/gray, red/gray, or black/white.



Size	Black/Gray	Red/Gray	Black/White
4	K1R24-GTX-N-4	K1R24-GTX-R-4	K1R24-GTX-W-4
5	K1R24-GTX-N-5	K1R24-GTX-R-5	K1R24-GTX-W-5
5-1/2	K1R24-GTX-N-55	K1R24-GTX-R-55	K1R24-GTX-W-55
6	K1R24-GTX-N-6	K1R24-GTX-R-6	K1R24-GTX-W-6
6-1/2	K1R24-GTX-N-65	K1R24-GTX-R-65	K1R24-GTX-W-65
7	K1R24-GTX-N-7	K1R24-GTX-R-7	K1R24-GTX-W-7
7-1/2	K1R24-GTX-N-75	K1R24-GTX-R-75	K1R24-GTX-W-75
8	K1R24-GTX-N-8	K1R24-GTX-R-8	K1R24-GTX-W-8
8-1/2	K1R24-GTX-N-85	K1R24-GTX-R-85	K1R24-GTX-W-85
9	K1R24-GTX-N-9	K1R24-GTX-R-9	K1R24-GTX-W-9
9-1/2	K1R24-GTX-N-95	K1R24-GTX-R-95	K1R24-GTX-W-95
10	K1R24-GTX-N-10	K1R24-GTX-R-10	K1R24-GTX-W-10
10-1/2	K1R24-GTX-N-105	K1R24-GTX-R-105	K1R24-GTX-W-105
11	K1R24-GTX-N-11	K1R24-GTX-R-11	K1R24-GTX-W-11
12	K1R24-GTX-N-12	K1R24-GTX-R-12	K1R24-GTX-W-12
13	K1R24-GTX-N-13	K1R24-GTX-R-13	K1R24-GTX-W-13
14	K1R24-GTX-N-14	K1R24-GTX-R-14	K1R24-GTX-W-14

Flex Undershirt and Underpants

Made from a super-lightweight blend of 50% Nomex and 50% natural viscose fibers, innovative Flex undergarments deliver superior flame resistance and unparalleled protection against heat transfer. Undergarments meet both SFI 3.3/5 and FIA 8856 specifications. Black only.



Size	Undershirt	Underpants
Small	K1R26-FUS-N-S	K1R26-FUP-N-S
Medium	K1R26-FUS-N-M	K1R26-FUP-N-M
Large	K1R26-FUS-N-L	K1R26-FUP-N-L
X-Large	K1R26-FUS-N-XL	K1R26-FUP-N-XL
2 X-Large	K1R26-FUS-N-2XL	—

Precision Undershirt and Underpants **NEW!**

Durable, soft-knit undergarments offer comfort and an additional layer of protection. Undershirts are offered in long or short sleeve versions. Long sleeve undershirt and underpants meet SFI 3.3 specifications. Black only.



Size	Long Sleeve Undershirt	Short Sleeve Undershirt	Underpants
XXXXX-Small	K1R26-PLS-N-5XS	K1R26-PSS-N-5XS*	K1R26-PRP-N-5XS
XXXX-Small	K1R26-PLS-N-4XS	K1R26-PSS-N-4XS*	K1R26-PRP-N-4XS
XXX-Small	K1R26-PLS-N-3XS	K1R26-PSS-N-3XS*	K1R26-PRP-N-3XS
XX-Small	K1R26-PLS-N-2XS	K1R26-PSS-N-2XS*	K1R26-PRP-N-2XS
X-Small	K1R26-PLS-N-XS	K1R26-PSS-N-XS*	K1R26-PRP-N-XS
Small	K1R26-PLS-N-S	K1R26-PSS-N-S*	K1R26-PRP-N-S
Medium	K1R26-PLS-N-M	K1R26-PSS-N-M*	K1R26-PRP-N-M
Large	K1R26-PLS-N-L	K1R26-PSS-N-L*	K1R26-PRP-N-L
X-Large	K1R26-PLS-N-XL	K1R26-PSS-N-XL*	K1R26-PRP-N-XL
XX-Large	K1R26-PLS-N-2XL	K1R26-PSS-N-2XL*	K1R26-PRP-N-2XL

* Short sleeve undershirts do NOT meet SFI specifications.

Pit Crew Shoe **NEW!**

Designed to meet the demands of over-the-wall pit crew personnel, shoes combine durability, comfort, and function. Soft-knit Nomex lining provides comfort and fire protection. Meets SFI 3.3/5 specifications. Black only.



Size	Part No.
6	K1R24-PIT-N-6
6-1/2	K1R24-PIT-N-65
7	K1R24-PIT-N-7
7-1/2	K1R24-PIT-N-75
8	K1R24-PIT-N-8
8-1/2	K1R24-PIT-N-85
9	K1R24-PIT-N-9
10	K1R24-PIT-N-10
10-1/2	K1R24-PIT-N-105
11	K1R24-PIT-N-11
11-1/2	K1R24-PIT-N-115
12	K1R24-PIT-N-12
13	K1R24-PIT-N-13
14	K1R24-PIT-N-14



Nomex Socks

Light and comfortable, fire-resistant Nomex socks keep feet clean and dry. Meets SFI 3.3 standards. One size fits all. Offered in white or black.

Size	White	Black
One-Size-Fits-All	K1R26-NSO	K1R26-NSO-N



Nomex Headsock

Comfortable and cool while providing an extra layer of protection, headsocks are offered in single- or double-layer versions. Meets SFI and FIA specifications. Choose from black or white.

Description	Black	White
Single Layer	K1R26-SLH-N	K1R26-SLH-W



Single Layer Nomex Head Sock

K1R17-FPP-N **NEW!**

One-size-fits-all head sock meets SFI 3.3/5 specifications. Black only.



Nomad Travel Bag

K1R33-NOM **NEW!**

Large enough to store and transport a complete driving suit plus gloves, shoes, helmet, undergarments, etc. Rugged attractive bag is emblazoned with the K1 RaceGear logo.



Flex Balaclava K1R26-FHS-N

Balaclava combines 50% Nomex and 50% natural viscose fibers to provide increased fire protection and improved breathability. Meets SFI and FIA standards. Black.



Composite Air Box Assembly for Sprint Car

Durable and lightweight, K&N's Generation 2 carbon fiber air boxes are a must for any Sprint car currently using traditional multi-Siamese stacks. Constructed from ultra-lightweight carbon fiber, these filters provide ample air flow for your racing needs. They come with air horn seals to provide better sealing and easy installation. As with all K&N air filters, Generation 2 carbon fiber air boxes are washable and reusable. Simply use K&N cleaner and oil to service your filter.



Part No.	Description
KNE100-8559	6" Air Box Assembly
KNE100-8593	4" Air Box Assembly
Replacement Components	
KNE100-8564	Air Filter Only, 6" Tall
KNE100-8590	Air Box Solid Base Only
KNE100-8591	Air Filter Only, 4" Tall
KNE85-83897	4" Clips, 6-Pack
KNE85-83893	6" Clips, 6-Pack
KNE25-1964	Foam Filter Wrap for 4" Sprint Filter

Assembly for Midget

Part No.	Description
KNE100-8570	6" Kit
KNE100-8576	4" Kit
Replacement Components	
KNE25-3900	Pre-Cleaners for Sprint Cars



Dual Oval Style Air Filters "Late Type" Hilborn Siamese Stacks

Engineered for use with stock, uncut, siamesed ram tubes. Sold complete with 9" L x 5-1/2" W x 6-3/4" oval top plate. Sold in sets of four.



Part No.	Center-to-Center O.D.	I.D.	Model	Bore Measurement
KNERD-4400	2-1/4"	2-3/16"	"Q"	2.44"
KNERD-4600	2-1/2"	2-7/16"	"P"	2.70"

600 Mini Sprint Performance Air Filter KNEE2990

Air filter is designed to increase horsepower and acceleration while providing excellent filtration. Washable and reusable.



Individual Round Style Air Filters

"Early Type" fuel injector single-stack filters are for use with velocity stacks or straight tubing. Packaged eight per box.



Part No.	Mounting Flange I.D.	Injector Bore I.D.	Air Filter Dia. x Length
KNERD-0620	2-1/4"	2-3/16"	3-1/2" x 6"
KNERD-0720	2-1/2"	2-7/16"	3-1/2" x 6"



Clamp-On Air Filter KNESN-2530

High-flow air filter attaches to popular Honda 120cc or 160cc carburetors and offers added horsepower compared to the OEM filter. Filter utilizes an angled design to clear the down bar common to Quarter Midgets. Fully cleanable and reusable.



Chrome 14" Dia. Drop Base Air Cleaner Assemblies

Race-ready, low-profile air cleaners drop air filter 7/8" or 1-1/4" below carburetor flange and fit carburetors with 5-1/8" necks. High-flow 14" element, base, and top lid are included.



Part No.	Description	Drop Base	Element Height	Total Height
KNE60-1280	14" Dia. Chrome Assembly	1-1/4"	3"	2-3/4"
KNE60-1290	14" Dia. Chrome Assembly	1-1/4"	4"	3-3/4"
KNE60-1300	14" Dia. Chrome Assembly	1-1/4"	5"	4-3/4"
KNE60-1430	14" Dia. Chrome Assembly	7/8"	3"	3-1/8"



Air Cleaner Assemblies

Here's the answer for all racers looking for bolt-on horsepower. Flow control provides increased air flow and horsepower.



Part No.	Description
KNE61-2000	2bbl. Holley, 14" x 4" with Choke Tower
KNE61-2010	2bbl. Holley, 14" x 4-1/2" with Choke Tower
KNE61-4020	4bbl. Holley 390-800 CFM, 14" x 4" with Choke Tower

Air Filter Oil and Cleaner

K&N air filter oil is formulated for superior air filtration when used with K&N filters. Biodegradable air filter cleaner will clean K&N filter elements.

Part No.	Description
KNE99-5000	Recharger Kit (6.5-oz. Oil and 12-oz. Cleaner)
KNE99-5050	Recharger Kit (8-oz. Oil and 12-oz. Cleaner)
KNE99-0504	6-oz. Air Filter Oil, Aerosol
KNE99-0516	12-oz. Air Filter Oil, Aerosol
KNE99-0533	8-oz. Air Filter Oil, Squeeze Bottle
KNE99-0606	12-oz. Air Filter Cleaner, Squirt
KNE99-0621	32-oz. Air Filter Cleaner, Squirt
KNE99-0635	1 Gallon Air Filter Cleaner



Rubber Base Vent Filters

Filters clamp to metal or plastic for use on engines, transmissions, and rear ends. Vents have chrome tops and include clamp.



Part No.	Application	Flange ID	OD	Height	Shield
KNE62-1320	Trans./Rear End	3/8"	2"	1-1/2"	No
KNE62-1330	Trans./Rear End	1/2"	2"	1-1/2"	No
KNE62-1340	Trans./Rear End	5/8"	2"	1-1/2"	No
KNE62-1360	Trans./Rear End	3/4"	2"	1-1/2"	No
KNE62-1370	Trans./Rear End	1"	2"	1-1/2"	No
KNE62-1390	Trans./Rear End	1-1/4"	3"	2-1/2"	No
KNE62-1420	Trans./Rear End	1"	3"	2-1/4"	No
KNE62-1440	Crankcase	1-3/8"	3"	2-1/2"	No
KNE62-1460	Crankcase	1-1/2"	3"	2-1/2"	No
KNE62-1470	Crankcase	1-3/4"	3"	2-1/2"	No
KNE62-1490*	Valve Cover	1-1/4"	3"	2-1/2"	No
KNE62-1511	Valve Cover	1"	3"	2-1/2"	Yes
KNE62-1512	Valve Cover	1-1/4"	3"	2-1/2"	Yes
KNE62-1513	Valve Cover	1-3/8"	3"	2-1/2"	Yes
KNE62-1514	Valve Cover	1-1/2"	3"	2-1/2"	Yes
KNE62-1515	Valve Cover	1-3/4"	3"	2-1/2"	Yes
KNE62-1516*	Valve Cover	1-1/4"	3"	2-1/2"	Yes
KNE62-2470	Trans./Rear End	5/16"	1-3/8"	1-1/8"	No
KNE62-2480	Trans./Rear End	9/16"	1-3/8"	1-1/8"	No

* Push-in rather than clamp-on breather

Wrench-Off Oil Filters

Filters deliver high-volume, positive oil flow with low restriction and provide the proper balance between engine protection and oil pump drag. An inner element traps contaminants as small as 10 microns. Flow rates are between 12-16 GPM (depending on filter size) and filters have up to 550 PSI of hydrostatic burst strength.



Part No.	Description
KNEHP-3001	Ford
KNEHP-3002	Chevrolet
KNEHP-5001	Remote Mount Replaces From HP-6

In-Line Fuel Pumps, 4-7 PSI

KNE81-0402

Premium-quality fuel pump features a universal design that fits a wide variety of applications. Compatible with most fuels, this self-regulating 12-volt pump helps prevent vapor lock and flooding. Engineered to pump 32 gallons per hour between 4 and 7 PSI, this product comes with a fuel filter and includes all necessary installation hardware.



Steel Base Vent Filters

Crankcase vent filters, with vent tubes swaged into base, press into vent hoses or grommets. Filters with mounting stud are ideal for remote mounting.

Part No.	Application	Vent Hose ID	Filter OD	Height
KNE62-1000	Fuel Cell/Rear End, -8AN	3/8"	2"	1-1/2"
KNE62-1010	Fuel Cell/Rear End, -10AN	1/2"	2"	1-1/2"
KNE62-1020	Fuel Cell/Rear End, 5/8" Hose	5/8"	2"	1-1/2"
KNE62-1030	Fuel Cell/Rear End, 3/4" Hose	3/4"	2"	1-1/2"
KNE62-1040	Fuel Cell/Rear End, 1" Hose	1"	2"	1-1/2"
KNE62-1090*	Fuel Cell/Rear End	3/8"	2"	1-1/2"
KNE62-1100*	Fuel Cell/Rear End	1/2"	2"	1-1/2"
KNE62-1110*	Fuel Cell/Rear End	5/8"	2"	1-1/2"
KNE62-1160	Fuel Cell/Rear End	3/4"	3"	2"
KNE62-1170	Fuel Cell/Rear End	1"	3"	2"
KNE62-1519	Valve Cover, Push-In with Shield	3/4"	3"	2-1/2"
KNE62-1520	Valve Cover, Push-In with Shield	1"	3"	2-1/2"

* Filter includes mounting stud.





SB Chevy Claimer Oil Pan


Designed exclusively for Claimer engines, affordable circle track oil pan incorporates two gates and a crank scraper to deliver effective oil control. Six-quart capacity pan is 7-1/4" deep and includes a 1" inspection fitting.



Part No.	Description
KEV1086	Pre-1980 Blocks with LH Dipstick
KEV1086NRH	1986-Up Blocks with RH Dipstick
Pickup Required:	
KEV1001	When Using Melling M55, M55A, 10553 Oil Pumps
KEV1001-13/4	When Using Melling M155, 10554 Oil Pumps
KEV1002	When Using Melling M55HV, 10550 Oil Pumps
KEV1002-3/4	When Using Melling M155HV, 10551 Oil Pumps
KEV1002-10555	When Using Melling 10555, 10552 Oil Pumps

SB Chevy Box-Style Oil Pan

Large, box-style oil pan utilizes a full-length power pouch on the right side that is combined with a removable windage tray, oil control baffles, and ten oil control gates for unsurpassed oil control. Pan is 7-1/4" deep, has a 9-qt. capacity and accepts Tilton-style mini starters in the OEM location.



Part No.	Description
KEV1096	Pre-1980 Blocks with LH or RH Dipstick
KEV1096NRH	1986-Up Blocks with RH Dipstick
Pickup Required:	
KEV1003	When Using Melling M55, M55A, 10553 Oil Pumps
KEV1003-3/4	When Using Melling M155, 10554 Oil Pumps
KEV1005	When Using Melling M55HV, 10550 Oil Pumps
KEV1005-3/4	When Using Melling M155HV, 10551 Oil Pumps
KEV1005-10555	When Using Melling 10555, 10552 Oil Pumps

SB Chevy Aluminum Box-Style Oil Pan **NEW!**

Fully fabricated aluminum box-style oil pan is 7-1/4" deep with a 9-qt. capacity, and features billet ends and railing for positive sealing. Pan incorporates a removable windage tray, circle track-style gating, oil level plug, and temperature fitting. Requires a reverse mount starter. Pan installs with no gasket (use silicone).



Part No.	Description
KEV1097A	LH or RH Dipstick, Two-Pc. Rear Main Seal
Pickup Required:	
KEV1003	When Using Melling M55, M55A, 10553 Oil Pumps
KEV1003-3/4	When Using Melling M155, 10554 Oil Pumps
KEV1005	When Using Melling M55HV, 10550 Oil Pumps
KEV1005-3/4	When Using Melling M155HV, 10551 Oil Pumps
KEV1005-10555	When Using Melling 10555, 10552 Oil Pumps

15" Stackable Jack Stand

KEVK800-BLK

Lightweight and stackable to save room in the garage or trailer, jack stands are 15" tall for a little extra room under the car. Rated at 1,500 lbs. each, jack stand includes a durable black powder coated finish. Sold each.



SB Chevy Lifter Valley Baffle

KEVK9095

Constructed from lightweight, precision-machined aluminum, lifter valley baffle not only keeps hot oil off the bottom of the intake manifold, but also keeps the lifters in their bores, preventing loss of oil pressure in the event of pushrod or rocker arm failure.



Chevy Oil Filter Adapter

KEVK9052

CNC-machined from lightweight billet aluminum, oil filter adapter eliminates the failure-prone OEM bypass, forcing 100% of engine oil through the filter. Designed for use with stock, spin-on type oil filters, adapter fits all 1968-up small and big block Chevy engines. Sold complete with necessary fasteners.



Power Steering Tanks

Fully fabricated aluminum tanks include a -10AN fitting on the bottom for a feed line and -6AN return fitting on the right or left side. Sold complete with choice of vented or O-ring sealed cap and necessary mounting hardware.



Part No.	Description
Left Side Return	
KEVK9087-L	Sealed Cap
KEVK9087-LV	Vented Cap
Right Side Return	
KEVK9087-R	Sealed Cap
KEVK9087-RV	Vented Cap



Mario Clouser

Mike Reusche

Alecular SI Bearings


Alecular tri-metal (Aluminum-Tin-Silicon) bearings offer long wear, excellent wall variance control, and improved clearance tolerances. Tri-metal composition resists corrosion and debris embedment. Specify size (standard, -.010", -.020", or -.030") when ordering.



Engine	Rod Bearings	Description	Main Bearings	Description
SB Chevy 283-350	KEBCR807SI	Stock	KEBMB557SI	Stock
SB Chevy 400	KEBCR807SI	Stock	KEBMB509SI	Stock

Xtreme Performance Tri-Lecular Bearings

Tri-metal, enhanced copper lead bearings have nickel barrier-plating to withstand high loads and extreme RPM. Multi-layer adhesion process improves stability between top and intermediate layers. Large, chamfered oil holes, 3/4 grooving, and a narrow design make Xtreme main bearings compatible with large radii crankshafts. Rod bearings have 45° chamfers on the crank side for increased radial clearance. Specify size (standard, -.010", -.020", or -.030") when ordering.



Engine	Rod Bearings	Description	Main Bearings	Description
SB Chevy, 305-350, 1967-99	KEBCR807XPN	Without Dowel Hole	KEBMB557XP	3/4 Grooved
SB Chevy, 400, 1970-80	KEBCR807XPN	Without Dowel Hole	—	—

Alecular Pro Series Bearings

Designed for use with aftermarket crankshafts, Alecular Pro Series Bearings use an alloy of aluminum, tin, and copper-plus bonded to a steel back to compensate for distortion and misalignment. Specify size (standard, -.010", -.020", or -.030") when ordering.

Engine	Rod Bearings	Description	Main Bearings	Description
SB Chevy				
305-350, 1967-99	KEBCR807HPND	With Dowel Hole	KEBMB557HP	Fully Grooved
305-350, 1967-99	KEBCR807HPN	Without Dowel Hole	—	—
400, 1970-80	KEBCR807HPND	With Dowel Hole	KEBMB509HP	Fully Grooved
400, 1970-80	KEBCR807HPN	Without Dowel Hole	—	—



Black Magic 12LT Pro Magneto

KRPING7908-BLK

Every Black Magic magneto is fully blueprinted. This blueprinting process includes extensive CNC machining, hours of calibration, and special proprietary wiring which includes an external ground loom with water-tight connectors. Exact detail and assembly procedure is accomplished using zero-tolerance billet set-up fixtures.



Black Magic Spark Box

KRPING8106-BLK

This 8106 MSD-designed spark box is completely disassembled, powder coated black, blueprinted, and reassembled for optimal performance. Uses all the same mounting hardware as the standard red MSD box.



Sprint Car Spark Plug Wire Set

KRPING31549ING


Designed to be used exclusively on Sprint Cars equipped with a Pro Mag 12LT magneto. These low-resistance 8.5mm wires feature heavy-duty glass braid, helically wound center core, double-crimp stainless ends, and high-temperature silicone boots. Manufactured to run under the headers and tight to the cylinder head. Black only.



Mechanical Magneto Retard Switch

KRPING444

When the track "slicks up", simply flip the retard switch and kill approximately 60 bottom end horsepower, making the vehicle easier to drive. The Pro Mag has wiring for two pickups. One is in the magneto, picking up its firing point from the main magneto gear shaft, while the other picks up from the crank trigger. Set the crank trigger at a higher timing degree than the magnet pickup, typically about four degrees, then wire in the retard switch.





Sprint Car Titanium King Pin with Cap

KRP4098

Machined to perfection from AL64V titanium. The outer diameter is .859". Sold each.



Ultralite Tubular King Pin

King pins are machined from 4340 chrome moly with a flange on one end so only one billet aluminum cap needs to be included.



Part No.	Description
KRP1320	King Pin Tubular
KRP1325	King Pin Cap
KRP1335	Thrust Kit, Four Washers and Two Bearings

Super Bird Cages

KRP1700

One-piece T6 aluminum alloy bird cages are the strongest and lightest available. Black powder coated and fitted with Grade 8 hardware. Sold in pairs.



Part No.	Description
Bird Cage Accessories	
KRP1725	Bearing Angular Contact, 28mm
KRP1735	Brake Mount, Standard Left or Right

50" Sprint Car Front Axle KRP1000

Manufactured from .095" wall 2-1/2" diameter chrome moly material and jig welded. Features precise king pin fit, threaded shock mounts, gusseted shock mounts, and dimpled axle brackets for added Heim joint clearance. 8-1/2" left front and 12° right front king pin angle.



Billet Rear Torsion Arms

Among the strongest, most durable rear torsion arms currently available. Arms are manufactured from rigid billet aluminum and atomically broached for maximum performance and durability. Right rear arm is completely straight, preventing flex, while the left rear has a slight offset to allow clearance for the left rear tire.



Part No.	Description
KRP1190	Left Rear Torsion Arm
KRP1195	Right Rear Torsion Arm

Billet Front Torsion Bar Stops

Made in the USA, billet torsion stops are machined from 2024 aluminum or hardened steel. Aluminum stops are available with 1-3/4" or 2" splits; steel versions have 1-3/4" splits.

Part No.	Description
KRP1145	Billet Aluminum Torsion Stop, 1-3/4" Split
KRP1147	Steel Torsion Stop, 1-3/4" Split

Aluminum Front Torsion Arms

King torsion arms have been designed to eliminate the performance-robbing flex that is common to most front torsion arms on the market. Made of the finest American aluminum, the arms are available in three configurations: traditional, angle broached, and "S" style. All are atomically broached.



Part No.	Description
KRP1105	Front Torsion Arm, Short, Black Anodized
KRP1115	Front Torsion Arm, Long, Black Anodized
KRP1125	Left Front Torsion Arm, "S" Style, Black Anodized
KRP1135	Right Front Torsion Arm, Angle Broached, Black Anodized

Billet Combo Steering Arm KRP1305

The strongest, lightest combo steering arm on the market, this fully radiused 6061-T6 aluminum arm is black anodized and machined to perfection with the forward drag link hole located 1" farther forward for better turning radius.



Billet Right Front Steering Arm

KRP1315

A direct match for the combo steering arm, black anodized aluminum right front arm is designed with two things in mind: optimal weight savings and maximum strength.



Aluminum Left Front Caliper Mounts and Bolts

2024 aluminum alloy mounts are machined with an arched bridge to keep the caliper true and straight for maximum braking power. Available for 10" and 11" rotors.



Part No.	Description
KRP2410	10" Rotor
KRP2415	11" Rotor
KRP1270	Rotor Bolts

Titanium Caliper Bolts Brake Rotor Mounting Bolts

These aircraft-grade titanium bolts are a great way to save weight on the left front of a sprint car.



Part No.	Description
KRP4089	Titanium Caliper Bolts, 1/2-20 x 2", Sold 2 Per Package
KRP4091	Brake Rotor Mounting Bolts, 1/2-20 x 1", Sold 3 Per Package

Aluminum Brake Line Coupling

KRP2434

Manufactured from billet aluminum, this -3AN coupling allows the user to disconnect and connect the brake line without getting any air in the brake system. Hard-anodized for protection and featuring ethylene-propylene seals which are designed to last a lifetime.





Splined Right Rear Rotor Mount KRP2230

Designed to make installing or removing right rear rotor a snap, this right rear motor mount can be used with any left front rotor. Even bent or warped rotors will slide on and off easily. Made from aircraft-grade 6061 T-6 aluminum.



Billet Aluminum Left Front Brake Rotor KRP2475

Optimize stopping power with this semi-convoluted ultralight black anodized 10" diameter brake rotor. 3/8" thick.



Steel Convoluted Left Front Brake Rotor

Optimize stopping power with this convoluted ultralight 3-bolt brake rotor. 3/8" thick.



Part No.	Description
KRP2465	10-1/4" Diameter
KRP2470	10-3/4" Diameter

Heavy-Duty Angled Pitman Arm KRP1417HD

Manufactured from aircraft-grade 2024 aluminum plate, the 12° angle arm has added clearance for large style mufflers. This heavy-duty arm also features a built-in drag link rod end spacer.



Billet Angle Broached Pitman Arm KRP1415

Angle broached aluminum arm provides the extra offset needed for short steering boxes. The 3D CAD-designed lightening pockets and radiused edges make this the arm that will withstand the roughest tracks. Anodized black.



Super Seal Power Steering Pump Mount KRP1470



Steering Gear Locators

Billet aluminum locators are available in three styles; each is black anodized and radius machined with chamfered holes for ease of installation and maximum strength.

Part No.	Description
KRP1420	Steering Box, 1/2" Mount
KRP1425	Standard Steering Gear Locator
KRP1430	Bottom Fuel Shutoff Steering Gear Locator
KRP1435	Left Side Fuel Shutoff Steering Gear Locator
KRP1441	Left Side Shutoff For Waterman Style



Steering Gear Locator KRP1441

Designed to fit left or right with Waterman fuel shut-off. Manufactured with four 1/4" adjustable mounting holes and will fit all steering boxes.



Billet Torque Ball and Housing

Rigid 7075 billet aluminum torque ball housing enhances driver safety and boosts performance. Unit is engineered to retain debris in the event of a U-joint failure, while the pivoting design provides reduced driveline resistance. CAD-designed torque ball is fully CNC-machined for optimum strength-to-weight, and available housing retainer kit is specifically designed to speed torque ball and housing service.



Part No.	Description
KRP1605	Torque Ball Housing
KRP1610	Torque Ball
KRP1611	Torque Ball, Extra Large

Torque Ball Housing Titanium Stud Kit KRP4092

Titanium hardware that bolts torque ball housing to motor plate. Comes with six studs and six nuts. 3/8"-24 threads.



Titanium Button-Head Motor Plate Bolt Kit with Aluminum Jet Nuts KRP4090



Quick-Release Muffler Clamps

Precision CNC-machined from stainless steel, exhaust rings are easily welded to any 3-1/2" diameter collector. Lightweight exhaust clamps include a low-profile design for easy installation or removal.



Part No.	Description
KRP2110	Exhaust Clamp
KRP2115	Exhaust Ring

Torque Tube Assembly KRP1601

Made from the same super alloy as the King bird cages and front hubs. The lightweight pockets on the backside of the large flange reduce weight without sacrificing strength. The long rib-style collar takes out any flex in the tube.





Torque Tube Stud Kit **KRP1620**

These heat treated chrome moly studs are manufactured with 3/8"-16 N/C threads on the rear end side and 3/8"-24 N/C threads on the nut side. Designed to bend or break before rear end damage occurs. (Nuts are not included).



Titanium 12-Point Nuts **KRP4093**

Manufactured from AL64V titanium with precisely rolled threads for optimum strength and forged press heads.



Description

Titanium 12-Point Torque Tube Nuts, 3/8" Fine Thread, Pack of 6

Torque Tube Nut Kit **KRP1625**

These six-point flanged aircraft jet nuts have a built-in washer and are designed to work with King torque tube studs. Set of 6. (Studs are not included.) Made in USA.



Shock Bump Cup

Holds bump rubber secure for rate consistency and conceals your tuned stack from the competition.



Part No.	Description
KRP2375	Shock Bump Cup, 9/16" Shaft
KRP2370	Shock Bump Cup, 1/2" Shaft


Replacement Threaded Inserts **KRP2540**

Six to a package, inserts work with the thread repair kit **KRP2535**.



Jacobs Ladders

Made from 4130 chrome moly tubing and welded in jig fixtures, King ladders are true and strong. With 6061 aluminum straps and Grade 8 hardware, the Jacobs ladders are plated, complete, and ready to bolt on.



Part No.	Description
KRP1805	13-1/4" Jacobs Ladder Assembly
KRP1825	13-5/8" Jacobs Ladder Assembly
KRP1835	14" Jacobs Ladder Assembly
KRP1840	Ladder Strap, Sold Individually
KRP1855	13-5/8" Adjustable Jacobs Ladder Assembly
KRP1860	14-5/8" Adjustable Jacobs Ladder Assembly

Chrome Moly Bolt-On Shock Tower Mount **KRP2355**

Designed for a bolt-on shock tower that is universal and is equipped to withstand the hardest crashes and roughest tracks. The 4130 chrome moly design is completely jig-welded and easily installs in minutes. If you have ever been in a crash and ripped off a welded shock tower, this is the item you need to fix it and keep on racing. Every race team should have a pair of these in the trailer or tool box. They pay for themselves the first time you use them. Universal design works on either the right or left front.




Rear End Thread Repair Kit **KRP2535**

Repair threads in rear end snout with these industrial style threaded inserts that install like Heli-Coils.



Rear End Saver **KRP1630**

Rather than bending, breaking, or pulling threads out of the snout in a crash, the Saver will break, bend, or sacrifice threads to save the snout. Save over \$500.00 the very first crash.



Big Tube Aluminum Steering Wheel **KRP1460**

Eliminate forearm cramps and fatigue with King's large, 15" flat aluminum steering wheel. Made with 1-1/4" diameter tubing, the wheel has dimples on the bottom for additional grip and is anodized black.



Ultra-Lite Aluminum Bell Crank **KRP2060**

Machined from billet 6061 aluminum for optimum strength, the Ultra-Lite has three adjustment holes on the short stem and five on the long stem for plenty of adjustment options and proper geometry. A super slick bearing is pressed in and carefully crimped to hold it secure.



Ultimate Bell Crank Throttle Linkage Kits

The King throttle linkage kit relies on two billet aluminum bell cranks with plenty of adjustment holes to get the linkage geometry just right. Swaged radius rod links have right, and left-hand threads for maximum adjustment.



Part No.	Description
Ultimate Bell Crank Throttle Kits	
KRP2005	With Steel Heims
KRP2010	With Aluminum Heims
Throttle Linkage Rods	
KRP2015	15"
KRP2020	13"
KRP2025	5-1/2"
Rod Ends	
KRP2030	Steel, RH, 10-32
KRP2035	Steel, LH, 10-32
KRP2040	Aluminum, RH, 10-32
KRP2045	Aluminum, LH, 10-32
Jam Nuts	
KRP2050	Steel, RH, 10-32
KRP2055	Steel, LH, 10-32



Billet Throttle Arm KRP2065

Completely redesigned for maximum strength and lighter weight, CNC-machined arm is available for 5/16" throttle shafts and works on Hilborn, Kinsler, and Engler injectors. Arm is black anodized and includes stainless steel hardware.



"Y" Style Fuel System Return Fitting KRP1934

Designed with two -6AN and one -8AN male fittings to make plumbing fuel return lines back to the tank clean and simple.



Billet Down Nozzle Filter Kit KRP1990

Kit offers optimum atomization with no dirt and debris. The low profile prevents the breakage common to longer filters. Set of eight.



Billet Nozzle Plugs KRP1920

Plug off ports in the nozzles or in the injection unit. 1/2"-20 threads are sealed with an O-ring and the plugs are black anodized aluminum with dimple machined heads. Eight per set.



Tire Bleeders

Bleeders relieve heat-caused pressure build-up during a race, preventing critical changes to stagger and weight distribution. Choose from economical plastic or durable, forged aluminum bleeders.



Part No.	Description
KRP3000	Forged Aluminum Bleeder Housing, for Dirt Cars That Require Added Protection, Each
KRP3020	Bleeder Plug Kit, Used When Not Running Bleeders, Pair
KRP3025	Quick Release Aluminum Schrader Valves, Pair
KRP3040	Replacement Bleeder Housing Rubber Grommets, Set of Four

Thread On Bleeder Screens KRP3060

These red anodized, billet aluminum, reusable screens thread onto the nut side of the quick disconnect bleeder housings. The outside diameter is knurled for easy twist-off removal and cleaning. Sold each.



Billet Fuel Block with Fittings KRP1930

Unique block has three -6AN male fittings out the top with one -8AN fitting out the end for a return line. The big difference with the King block is that there is another -6AN port at the other end to create a double high-speed system. Black anodized to prevent corrosion.



Fuel Block Master Cylinder Mount KRP1932

Aluminum bracket that mounts fuel block to master cylinder for easy adjustments on bypasses.



Fuel Tank Mounting Bolts KRP4096

Aircraft-grade titanium 12-point, 5/16"-18 bolts with large head flange. Designed to spread the load of the bolt, ensuring it stays tight all of the time. Package of four.



Bypass Jet Can And Spring Kits

Designed specifically for engine tuners, King Racing Products offers Main Jet and main jet and high-speed spring kits for popular Hilborn or Kinsler fuel-injection systems.



Part No.	Description
KRP1955	High-Speed Spring Kit, Includes (3) Different Size Springs
KRP1960	Main Bypass Spring Kit, Includes (5) Different Thickness Springs
KRP1987	Aluminum Bypass Jet Can

Digital Super Flow High-Speed Checker KRP1902

Large 4" digital readout with accuracy within 1%. Billet aluminum distribution block with easy-flow handle.



Super Flow High-Speed Checker KRP1900

Today's high-pressure fuel systems need accurate gauges. The large 4" gauge on the checker reads to 160 PSI and when combined with the billet aluminum distribution block and the easy-flow handle, makes the combination unbeatable.



High-Speed Checker KRP1905

Large 2-1/2" liquid-filled gauge ensures exact, repeatable readings. The American-made Parker regulator is adjustable to reproduce exact fuel system functions.



Dual-Gauge Leakdown Tester KRP1915

The dual-gauge setup repeats each and every time to pinpoint any problem. Features include two Parker USA regulators, black anodized 14mm spark plug adapter, and aircraft-quality hardware.





In-Line Fuel Shut-Off **KRP4510**

Perfectly machined billet construction houses a stainless inner rotary valve with ultra-smooth port design for increased flow. The bottom of the shut-off has a 10/32" threaded hole so you can mount it to your steering gear locator or just mount it in-line. -6AN male ends and anodized black for added protection.



Billet Fuel Shut-Off **KRP4500**

Fuel shut-off is manufactured from the finest materials available. The smooth range of motion makes it simple to open and close. Aircraft-grade PTFE seats seal tight. Mounts perfectly into the King steering gear locators.



Fuel Filters

Part No.	Description
KRP4300	-6AN Short
Replacement Component	
KRP4305	Replacement Filter for KRP4300



KRP4300

Engine Mount Fuel Filter Clamp **KRP4380**

Black anodized aluminum clamp for securing King Racing Products fuel filters.



Fuel Filter with Shutoff

Features an all-billet aluminum fuel filter with a built-in shut off. All the components are anodized and come with a lifetime stainless 100-micron element. Available in -12AN. Works well in classes where a tank shut-off is mandatory.

Part No.	Description
KRP4320	-12AN Long
KRP4340	-12AN Fuel Filter with Shutoff
KRP4342	-8AN Fuel Filter with Shutoff

Replacement Components

KRP4325	Replacement Element for KRP4320
KRP4345	Replacement Filter For KRP4340



KRP4340



KRP4320

Fuel Filter Clamps

Frame-mounted aluminum clamps are black anodized for added durability.

Part No.	Description
KRP4360	1-1/4"
KRP4365	1-3/8"
KRP4370	1-1/2"



Fuel Cell Pickup Filter **KRP4355**

Reduce weight by up to 1-1/2 pounds with the 90° design fuel cell pickup filter. Pleated 60-micron stainless unit eliminates the traditional in-line suction fuel filter, two fittings, and filter clamp, and keeps the smallest debris out of the fuel system. Filter includes billet aluminum end caps with a smooth, radiused pickup tube on one end that is designed to lay flat on the bottom of the tank.



Oil Pressure Line Kit and Fitting



Part No.

KRP2175

KRP2176



Description

Oil Pressure Line Kit

Oil Pressure Fitting

Billet Top Plate With Twist-In Cap and Roll-Over Vent **KRP1998**



Kinsler IRL High-Speed Bypass Mount **KRP2605**

Easily mount a high-speed bypass with this aluminum bracket. May be installed with hose clamps or tie wraps.



Quick-Release Transponder Mount

More and more tracks are using transponders to keep track of car positions during a race and King has developed the perfect companion piece: their Quick-Release Transponder Mount. The black anodized, billet aluminum mount clamps on a 1", 1-1/4", or 1-1/2" diameter chassis tube and includes a hairpin clip for quick mounting and dismounting.

Part No.	Description
KRP2600	1"
KRP2601	1-1/4" Mount
KRP2602	1-1/2" Mount



X2 Quick Release Transponder Mount

Anodized black mount works with My Lap X2 transponder. Complete with hairpin clip.

Part No.	Description
KRP2607	1" Tubing
KRP2609	1-1/2" Tubing



Honeycomb Radiator Protector **KRP2620**

Eliminate the problem of bent radiator fins with King's honeycomb radiator protector. All the top Outlaw teams rely on this piece to keep radiators doing what they are designed to do: cooling expensive race engines. The protector also makes clean-up of the radiator an easy proposition: just remove, hose it off, and reinstall.



Part No.	Description
Related Component	
KRP2625	Honeycomb Radiator Protector Mounts, Sold in Pairs



Quick 2" Aluminum Brake Pad Spacers KRP2420

Laser-cut aluminum and designed to keep the caliper piston from extending out and causing uneven brake pressure. This design works in Wilwood's newly designed caliper and with its older design. Spacers are .050" thick. Sold individually.



Steel Bolt Kit KRP2730

Packaged especially for use on sprint cars, bolts are made of high-quality steel.



Super Flex Floating Front Motor Plate KRP1505

The floating front motor plate is made of billet aluminum and designed to pivot so the chassis can flex and drive harder off the rear tires. Two tapered Allen head bolts mount the rear horseshoe to the engine and two aluminum 3/8" spacers take up the offset from the horseshoe. A 4130 spherical bearing eliminates binding and black anodizing adds protection.



Billet Aluminum Solid Front Motor Plate KRP1500

Black anodized plate is made from 6061 aluminum.



Hex Rear End Plug Kit KRP2225

Hex rear end plug kit makes ring and pinion inspections and filling the rear end a breeze. Made from 6061 T-6 aluminum with a 1" hex for easy installation and removal. Fully machined on the inside for added weight savings. Sold in pairs.



Aluminum Rear End Cover Nuts KRP2220

Aluminum rear cover nuts are truly some of the nicest rear cover nuts on the market today. Nuts are manufactured from 9/16" billet aluminum hex, precision-machined, drilled all the way through, and then radius-machined for optimal weight savings.



Billet Brake Residual Valve KRP2480

This 2 lb. residual valve eliminates excess pedal travel. The all-billet design keeps your brake pads close to your rotors so your driver doesn't have to pump the pedal. The -3AN male end will thread right into the master cylinder and the female end is 1/8" NPT so you can easily plumb your brake system like you want. Anodized black and comes with a brass crush washer.



Ultimate Billet Hose Clamp

Part No.	Description
KRP6510	1-3/4" Hose Clamp



Master Cylinder Return Spring Kit KRP2400

Made to keep the driver from burning the brakes off the car. A high-strength zinc coil spring with an anodized black billet retainer makes this one of the nicest master cylinder return spring kits on the market.



Wing Line Fittings

These quick-disconnect wing line fittings thread directly into existing wing valve. The 100% dry break design will not restrict flow or allow air to enter the line when separated. Available in -3AN or -4AN sizes and works with any power steering fluid. Sold each.

Part No.	Application
KRP2436	Wing Line Fitting, -3AN
KRP2437	Wing Line Fitting, -4AN



Valves not included

Aluminum Wing Ram

Manufactured with stainless 3/8" hardened shaft and double O-ring sealed inner piston to prevent blow-by. Available in 8", 10", and 12" lengths incorporating 1/8" side ports for ease of plumbing.

Part No.	Description
KRP2315	10" Wing Ram, 3/8" Shaft
KRP2320	12" Wing Ram, 3/8" Shaft
KRP2335	Wing Ram Oil Seal



Matt Westfall

Mike Reusche



Tubular Chrome Moly Rear Nose Wing Mounts KRP2350

Made from 4130 chrome moly mounts are heli-arc jig-welded and will bolt from the shock tower to the nose wing side board. These will help clean up air flow beneath the nose wing. Sold in pairs.



Thermal Hood Blanket KRP2610

There is nothing harder on a motor than running it cold. This thermal hood blanket will help keep your motor up to racing temperature and protect that expensive engine. Installs in seconds.



Freeze Plug Kit with Return Ports KRP2135



E-Z View Timing Window KRP2120

Tired of always trying to set the timing on your motor and having to look through that scratched up plastic window or having to take it off? Well here's the fix to all those problems, the E-Z View Timing Window is machined from billet 6061 aluminum and has an easily removable -6AN O-ring plug.



Tail Tank Cooler KRP2615

Methanol makes more power at cooler temperatures, and that's why King Racing Products developed this tail tank cooler. Made from reflective aerospace material to block out the heat and keep your methanol cool. One-size-fits-all, this is a handy item during hot summer weather!



Chrome Moly Tubular Brake and Gas Pedals

Pedals are constructed from 4130 chrome moly and precision heli-arc jig welded. Designed to eliminate flex, pedals provide optimal driver feel and comfort. Available for standard or raised rail cars. Pedals feature a bright nickel-plated finish.

Part No.	Description
KRP2075	Tubular Throttle Pedal
KRP2455	Raised Rail Brake Pedal
KRP2460	Standard Rail Brake Pedal



Heim Spacers KRP2840



Nut and Washer Kits

These are always hard to find items when you need them. Steel nut kit includes (30) 1/4", (25) 5/16", (20) 3/8", (15) 7/16", and (15) 1/2" fasteners, all in an injection-molded carrying case.



Part No.	Description
KRP2700	Steel Nut Kit, 105 pieces
KRP2710	Jet Nut Kit, 40 Pieces
KRP2720	Stainless Steel Washer Kit, .030", 145 Pieces
KRP2725	Stainless Steel Washer Kit, .060", 145 Pieces

1/2" I.D. Assortment Spacers KRP2854

Qty.	Description
8	1/4" Spacers
4	1/2" Spacers
2	3/4" Spacers
2	1" Spacers



Cross Shaft Throttle Linkage Kit KRP2000

Kit includes (2) pillow blocks installed on bridge of injector, (2) center throttle arms, (2) fully adjustable turnbuckles with aluminum Heims, 3/8" stainless cross shaft, 3/8" throttle arm, and an idle adjustment stop.



Rear Arm and Radius Rod Builder KRP2530

Build and duplicate all radius rods for replacement of damaged ones without having to re-square front or rear end. Anodized aluminum construction.



Safety Wire Drill Jig KRP2505

Billet aluminum fixture allows drilling of bolts from #10-32 to 3/4". Two supplied Allen bolts are pre-drilled and hold the hex of the bolt in place.




Torque Tube and Drive Shaft Checker KRP2560

Quickly determine if a shaft or tube is bent. A must for any sprint or midget team. Anodized aluminum construction.



Shock Hanger Mounts KRP2630

Whether it's in the trailer or pit cart, King's Shock Hanger Mounts use a O-rings to secure up to ten shocks with coil-over spring installed. Made from black anodized 6061-T6 aluminum.





Torsion Bar Reamer for Sprint Car

Built for accuracy, torsion bar reamer has a tool steel industrial cutter at its core. Stem comes apart for easy storage, and handle end features a 3/4" hex to aid in cutting through bushings.



Part No.	Description
KRP2500	Sprint, 1-1/8" Bar
KRP2504	Mini Sprint, 7/8"
KRP2503	Midget, 1"

Chassis Quick Stands

KRP2555

Pair of durable steel stands with heavy-duty casters make moving your race car simple. Height-adjustable stands fold for easy storage.



Set-Up Blocks

These fully adjustable magnetic V blocks will work on any standard or raised rail car. There are three magnets installed in the bottom of each set-up block to ensure position on the chassis frame rail. The short block set is adjustable from 1-3/4" to 3" in 1/4 inch increments and also goes to 4". The tall block set is adjustable from 3" to 5" in 1/4 inch increments and also goes to 6" for squaring the rear end. These block sets come complete with all the hardware and are fully assembled. Anodized black for added protection.



Part No.	Description
KRP2585	Set Up Blocks, Short
KRP2590	Set-Up Block, Tall

Low-Profile Oil Cooler Adaptor

KRP2185



Heat-Activated Fire Bottle and Clamp Kit

KRP5030



Aluminum "AN" Wrench Set

KRP2565

This black anodized wrench set with straight and 30 degree bends fits virtually all "AN" fittings. Machined from aluminum and completely radiused, the four piece set is complete with sizes -6 through -12.



Mini Sprint Restrictor Plates



Part No.	Description
KRP6000-SB	Yamaha Restrictor Plate, Silver/Black
KRP6000-SZ	Suzuki Restrictor Plate
KRP6000-B	Yamaha Restrictor Plate, Black

Stagger Tape KRP2550

This 10' long Ultra Glide Stagger Tape is manufactured with large easy-to-read numbers, magnetic back, and locking thumb button.



GT-1 High-Performance Racing Oils

Kendall GT-1 high-performance racing oils provide excellent resistance to viscosity and thermal breakdown at high temperatures. Protects against sludge and varnish formation along with providing good foam resistance. GT-1 oils also offer enhanced wear protection for engines with flat-tapped camshafts. One-quart bottles.



Part No.	Description
KEN1074971	30W High Performance
KEN1074972	40W High Performance



Max Guilford

Mike Reusche



Fuel Director KLU4408

Single fuel director features a sliding nut for easy installation or removal to popular Holley carburetors. Red anodized for a professional appearance and resistance to corrosion, unit includes an 1/8" NPT port for a fuel pressure gauge and accepts a -8AN fitting or 1/2" push lock hose.



Carburetor Covers

Aluminum covers keep dirt out of engines during storage or transport and are available with or without speed nut and O-ring assembly which positively seals cover.



Part No.	Description
KLU1029	Carburetor Cover Assembly, 5-1/8" Dia., 1/4"-20 Speed Nut
KLU1030	Carburetor Cover Assembly, 5-1/8" Dia., 5/16"-18 Speed Nut
KLU1031	Carburetor Cover Only, 5-1/8" Dia.
KLU1032	Carburetor Cover Only, Dominator Carbs

Water Restrictor KLU1027

Aluminum restrictor reduces water temperatures up to 20°F. Funnel-shaped restrictor inserts into the lower radiator hose. Coolant stays in the radiator longer for improved cooling.



Throttle Linkages and Return Kits

Quick-disconnect throttle linkages include carb bushings for most carburetors. Heavy-duty aluminum rods can withstand severe engine vibrations. Linkages can be removed from carb in 5 seconds.




Part No.	Description
KLU1040	Quick-Disconnect Throttle Linkage Kit
KLU1042	Throttle Ball Accessory Kit
KLU1045	Aluminum Carburetor Bushing
KLU7203	Replacement Quick-Disconnect Ends (2-Pack)

Oil Filter Cutter

Quickly/easily open filter canister to check for engine killing contaminants. Heavy-duty anodized 6061 aluminum body and razor-sharp cutter wheel hardened to 60RC make this the slickest and least expensive tool of its kind.



Part No.	Description
KLU1201R	Oil Filter Inspection Tool
KLU1204	Replacement Cutter Wheel



Replacement Components for Kinsler Fuel Injection



c No.	Description
KIN1965-7	Up Nozzle Lines, -3AN Male O-ring x -3AN Female Swivel 90°, 7" Long
KIN1965-9.5	Up Nozzle Lines, -3AN Male O-ring x -3AN Female Swivel 90°, 9-1/2" Long
KIN1966-19	Down Nozzle Lines, -3AN Male x -3AN Female Swivel 90°, 19" Long
KIN2394	Air Filter Only, Sintered Bronze with 1/8" NPT Thread
KIN2397	Nozzle O-ring, Kinsler/Hilborn 1/2"-20 Thread
KIN4156	KFI Fuel Filter, -6AN Fittings
KIN5520	K-Type 2-Pc. Aluminum Throttle Link Arm, 5/16"
KIN5521	K-Type 2-Pc. Aluminum Throttle Link Arm, 3/8"
KIN5980	Dual Leak Down Tester
KIN6178	-12AN x -8AN Fuel Pump Fitting

Stacks not included

Injection Seals KIN5167


Injection seals for small block Chevrolet Raptor with super tops, using 2-3/16" ram tubes. Comes with the zip ties. Pack of four.



Fuel Bypass And Related Components



Part No.	Description
KIN3030	Low-Speed Bypass
KIN3040	0.183" Brass Shim for Bypass
KIN3043	0.030" Brass Shim for Bypass
KIN3112	Main Bypass, -6AN Male Flare Quick Disconnect
KIN3117	O-Ring for Quick Disconnect
KIN3319	0.019" Spring for Bypass
KIN3328	Replacement Spring for KIN3112 Quick Disconnect
KIN3339	0.039" Spring for Bypass
KIN3903	Low-Speed Adjustable
KIN3904	High-Speed Bypass Adjustable
KIN3944	Diaphragm for KIN3904
KIN3970	K-140 High Speed, 49-106 PSI
KIN3972	K-140 High Speed, 72-152 PSI
KIN3989	Filter for K-140 10/32" Threads
KIN4156	KFI Fuel Filter, -6AN Fittings
KIN5520	K-Type 2-Pc. Aluminum Throttle Link Arm, 5/16"
KIN5521	K-Type 2-Pc. Aluminum Throttle Link Arm, 3/8"
KIN6178	-12AN x -8AN Fuel Pump Fitting for Waterman
KIN12091	Rebuild for K140 High Speeds



Raptor ASCS 360 Intake Manifold

The Raptor is a lightweight magnesium intake manifold fully engineered for competitive ASCS 360 applications. Three-piece design uses a separate manifold on each head and a billet valley plate that delivers a perfect fit, regardless of cylinder head angles. Manifold includes 100% CNC-machined runners and is designed for spec. head applications including ASCS Brodix, Weld Tech, Ron's Porting, etc. Billet Super Tops include O-rings to seal out contaminants and ram tubes include 180° rolled-over bell design for improved air flow. Tough Steel throttle shafts are hard chrome-plated for extended durability and the included Jack shaft throttle linkage utilizes high-quality bearings for smooth, reliable throttle operation. Sold complete with nozzles. Offered by special order only, please call salesperson with your specific requirements.



305 Raptor Intake Manifold

Approved for use in the Lucas Oil ASCS, URSS, and RaceSaver Sprint Series, the 305 Raptor combines lightweight magnesium construction with high-flow runners, back-cut throttle shafts, Billet Super Tops and high-flow ram tubes. Three-piece manifold uses separate manifolds for each head and a billet valley plate for a perfect fit, regardless of cylinder head angle. High-flow, fully 100% CNC-machined runners are compatible with spec. heads including Race Saver Brodix, 305 ASCS Brodix, World, etc. Back-cut throttle shafts help provide more air flow, while the Jack shaft linkage is used to provide smooth, reliable throttle operation. The Billet Super Tops use O-rings that seal out contaminants and allow using 2-3/16" ram tubes on larger throttle bores. High-flow ram tubes feature a 180°, rolled-over design for increased air flow. Sold complete with nozzles. Offered by special order only, please call salesperson with your specific requirements.



Dragon Claw 360 ASCS XL Intake Manifold

Lightweight magnesium Dragon Claw features a three-piece design, separate manifold on each head and a valley plate, providing a perfect fit, regardless of cylinder head angles. Manifold has 100% CNC-machined runners for exceptional flow with Brodix, Dart, Chevrolet, AFR, etc. cylinder heads. Throttle shafts are manufactured from high-quality alloy material, use bronze bushings, and are back-cut for increased flow, while Jack shaft billet aluminum linkage offers smooth, reliable throttle operation. Billet Super Tops use O-rings to seal both the ram tubes and the manifold, doing away with drop-in restrictors. Included ram tubes feature a 180° rolled-over bell design for enhanced air flow. Sold complete with nozzles. Offered by special order only, please call salesperson with your specific requirements.



Tough Pump

The Tough Pump combines the benefits of an innovative one-piece gear shaft, extra-rigid housing, and consistent fuel flow, even at extreme RPM's. Alloy steel, case-hardened one-piece gear shaft prevents any radial movement of the gear on the shaft, maintaining proper clearance between the gear teeth and the housing. Housing incorporates an extra-rigid cover retained by (12) studs that is effective to 400 PSI. Pump features an inlet port that comes straight into the gears rather than a 90° angle like most pumps, improving performance up to 7,000 pump RPM (14,000 engine RPM) without cavitation. Choose from "400" (.400" gear height), ".450" (.450" gear height), or "500" (.500" gear height) model pumps. Each pump is sold complete with 3-port manifold outlet with fitting, inlet flange fitting, and pump swivel flange.



KINTP00013



KINTP00014

Part No.	Description
KINTP040071	400 Tough Pump
KINTP050071	500 Tough Pump
KINTP045071	450 Tough Pump
Replacement Components	
KINTP00013	Pump Swivel Flange
KINTP00014	4-Port Manifold

K-Jets

Each K-type jet is precisely machined and stamped with the Kinsler name. Reamed orifices are available from .050" through .108", all controlled to within .0002".



Part No.	Size	Part No.	Size	Part No.	Size
KIN3715-48	0.048"	KIN3715-70	0.070"	KIN3715-92	0.092"
KIN3715-50	0.050"	KIN3715-72	0.072"	KIN3715-100	0.100"
KIN3715-52	0.052"	KIN3715-74	0.074"	KIN3715-108	0.108"
KIN3715-54	0.054"	KIN3715-76	0.076"	KIN3715-114	0.114"
KIN3715-56	0.056"	KIN3715-78	0.078"	KIN3715-120	0.120"
KIN3715-58	0.058"	KIN3715-80	0.080"	KIN3715-140	0.140"
KIN3715-60	0.060"	KIN3715-82	0.082"	KIN3715-150	0.150"
KIN3715-62	0.062"	KIN3715-84	0.084"		
KIN3715-64	0.064"	KIN3715-86	0.086"		
KIN3715-66	0.066"	KIN3715-88	0.088"		
KIN3715-68	0.068"	KIN3715-90	0.090"		

Plastic Jet Holder Case KIN3720

Ideal for organizing and protecting your jets. Rotating top allows you to select and remove one jet at a time. Special fuel-resistant polymer plastic.





Deluxe 10° Layback Containment Seats

Well suited to North East Modifieds, Sportsman, etc., Deluxe 10° Layback Containment is the first seat to meet SFI 39.2 specifications. 79-series seats are constructed from TIG-welded 5052 aluminum and incorporate elongated bottom for added thigh and hip support, reinforced rib and shoulder supports, and a vertically and laterally adjustable head restraint. High-density, energy-absorbing padding delivers added safety and comfort. Seat kit includes black cloth cover.



Width	Seat & Cover	Replacement Cover
14.5"	KIR79145KIT	—
15"	KIR79150KIT	—
16"	KIR79160KIT	—
17"	KIR79170KIT	KIR7917011

Intermediate 10° Layback Containment Seats

Intermediate seats are popularly used in dirt and asphalt late models, street stocks, etc. Offered in 10° layback versions, seats are constructed from 5052 aluminum, include contoured and elongated bottom for added thigh and hip support, reinforced rib and shoulder supports, and vertically and laterally adjustable head restraint. High-density, energy-absorbing padding provides added safety and comfort. Seat kit includes black cloth cover.



Width	Part No.
14"	KIR89140KIT
15"	KIR89150KIT
16"	KIR89160KIT
17"	KIR89170KIT

600 Micro Sprint Containment Seats

Constructed of .080" 5052 aluminum, these 37 Series seats feature 3" of vertical torso/shoulder adjustment along with 2" of vertical and 1-1/2" of lateral head restraint adjustment. Designed to accommodate all head and neck restraints, these seats also incorporate an energy-absorbing comfort pad on cover bottom and lumbar area. Includes black cloth cover.



Width	Seat And Cover
12"	KIR37120KIT
13"	KIR37130KIT
14"	KIR37140KIT
15"	KIR37150KIT
16"	KIR37160KIT

Adjustable Child Containment Seat Kits

Designed with a multitude of adjustments including 5" of vertical adjustment, these seats fit practically any size child. It also offers vertical adjustments to raise rib and shoulder supports, and the head area can be adjusted vertically, horizontally, and rotated to increase peripheral vision. A unique shoulder support cover design allows an extra 1" shoulder width adjustment. Kit includes black cloth cover and insert to reduce width for smaller kids.



Part No.	Width
KIR34120KIT	12" with Cover
KIR34140KIT	14" with Cover

Intermediate Layback Oval Track Seats

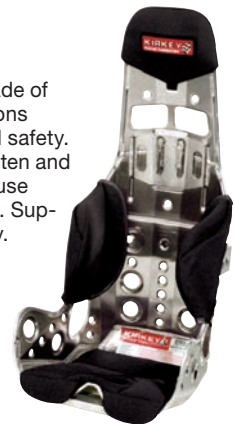
Intermediate double rib support layback seats are made of .125" aluminum and offered in 10° layback models. Features include contoured seat bottoms for maximum head room, reinforced head supports, and raised fronts for superior thigh support. Seat covers must be purchased separately.



Width	Seat Part No.
Double Rib Support 10° Layback	
15"	KIR38150
16"	KIR38160
17"	KIR38170
18"	KIR38185

Lightweight Sprint Deluxe Upright Oval Track Seats

Double rib support, 10° layback seats are made of MIG-welded .081" thick aluminum with extrusions around seat perimeters for added strength and safety. Flared openings are strategically placed to lighten and strengthen the seats. Seats weigh 10 lbs. and use seat cover clips instead of cumbersome snaps. Supports, covers, and restraint kits sold separately.



Width	Seat Part No.	Black Cloth Cover Part No.
14.5"	—	KIR58311LW
15"	KIR56300LW	KIR58311LW
15.5"	—	KIR58311LW
16"	KIR56500LW	KIR58511LW
17"	KIR56700LW	KIR58511LW

RACING SEAT MEASUREMENTS

- Select a seat base width that will comfortably fit the driver's hips.
- Shoulder restraints should be based upon the driver's shoulder width.



Molded Foam Seat Insert Kit KIR99300

Do-it-yourself kit allows adding form-fitting high-density padding to the bottom and lumbar of an existing seat, increasing safety and comfort. Sold complete with all materials and ingredients.

Note: Kit is designed for use with a seat that properly fits the driver. If seat is too large, two kits will be required.



Child/Quarter Midget Seats

Child seat, designed for Quarter Midgets or other child racing cars, is constructed from 5052 alloy and includes an 8° layback design. Seats are MIG-welded for added strength, include reinforced head rest, and have openings for shoulder harness and submarine belt. Black cloth seat cover must be purchased separately.

Width	Seat Only	Black Cloth Cover
10"	KIR24900	KIR24901
11"	KIR24100	KIR24101
12"	KIR24200	KIR24201
13"	KIR24300	KIR24301



[KIR24200](#)
with [KIR24201](#)

Leg Restraints

Lightweight aluminum restraints offer added leg protection. Fits all 68- and 69-series seats.



Description	Leg Restraint Part No.
Right	KIR02100
Left	KIR02200

Deluxe Leg Restraints

Designed exclusively for Kirkey 53-series seats, restraints may be added for improved leg protection. They are 20" long, significantly longer than standard supports.



Description	Leg Restraint Part No.
Right	KIR02100
Left	KIR02200


Lumbar Support [KIR99020](#)

High-density padding gives added support to lower back area.



Seat Mounting Brackets

Special brackets ease seat installation.



Part No.

[KIR99212](#)



[KIR99214](#)

Part No.	Description
KIR99212	Upper Bracket, Each
KIR99214	Lower Brackets, Pair

Seat Side Supports

Supports provide protection for legs and shoulders under high G-forces and during an accident. Covers must be purchased separately. Designed for use with all Kirkey seats except full containment models.

Part No.	Description	Black Vinyl Cover Part No.	Black Cloth Cover Part No.
Head Supports			
KIR00100	Right	KIR00101	KIR00111
KIR00200	Left	KIR00201	KIR00211
Leg Supports			
KIR02100	Right	—	—
KIR02100 *	Right (Lightweight)	—	KIR02111
KIR02200	Left	—	—
KIR02200 *	Left (Lightweight)	—	KIR02211
Shoulder Supports			
KIR00500	Right	KIR00501	KIR00511
KIR00600	Left	KIR00601	KIR00611

* Special lightweight supports are for use with 56LW- and 58LW-series seats only.



Head Support
Shoulder Support
Leg Support



Gen 2 Power Steering Gears

"Second-generation" power steering has a new 4° valve and a 20% quicker lead-ball screw for improved feedback and front wheel stability. Inboard mounting strengthens top steering gear mount and eliminates the steering gear as a structural member. The reservoir is built into the live hub to prevent turbulence and aeration. Unit has O-ring-sealed wing slider ports and is 25% lighter than first-generation KSE gears.

Part No.	Description
KSEKSGEN2L-5640B	Steering Gear, Soft Effort, 11" Input, 16" Output, Black
KSEKSGEN2L-5650	Steering Gear, Medium Effort, 11" Input, 16" Output
KSEKSGEN2L-5650B	Steering Gear, Medium Effort, 11" Input, 16" Output, Black
Replacement Components	
KSEKSG1070	Steering Mount, 1/2 Box
KSEKSM6002A	Wing Port Fitting
KSEKSG0035	Seal Kit for GEN2 Gear
KSEKSG1068	Cross Shaft Cap for Pitman Arm NEW!



Black Series HPD Power Steering Pump KSEKSC1068-002

Sleek, lightweight, and efficient, the HPD power steering pump incorporates an increased pressure relief setting of 1,600 PSI, high-quality ball bearing assembly, and lightweight, gun-drilled pump shaft. Profile-machined pump body includes a black anodized, contrast-cut bearing section.



Part No.	Description
Replacement Components	
KSEKSC1027	Hex Shaft
KSEKSC1038B	Seal Kit for KSEKSC1030-001 And KSEKSC1030-002
KSEKSC1069B	Seal Kit for KSEKSC1068-002 (New Style)
KSEKSM1039	Power Steering Bearing

Power Steering Pump Adapters

Adapter attaches to the firewall and accepts power steering pump.



Part Number	Description
KSEKSC1019	Old Style
KSEKSC1043	Sprint Pump Adapter, Wide Mount
KSEKSC1067	New Style for KSEKSC1068-002 Pump

Quick-Release Steering Wheel Hubs

Remove steering wheel quickly for easy entry and exit.



Part No.	Description
KSEKSG1025	Tapered Steering Hub
KSEKSG1027	Quick Release Hub, Pull Style



Stingray Wing Valve [KSEKSG2000](#)

Works in conjunction with steering gear to control the angle of the sprint car wing.

High-Pressure Wing Cylinder [KSEKSG2001-010](#)

The Stingray is a fully engineered, hydraulic sprint wing cylinder incorporating internal quad-seal technology that allows up to 1,300 PSI of fluid pressure. Cylinder includes a traditional, 10" length, standard ports and Heim bearing mounting.



Part No.	Description
Replacement Component	
KSEKSG2007	Wing Cylinder Rebuild Kit

Billet Aluminum Front Covers

Compatible with all gear and chain cam drive systems. Bolt patterns accept all popular dry sumps. Top timing port with plug. Threaded water pump studs sold separately.



Part Number	Description
KSEKSD1003	Standard Cam
KSEKSD1003H	Raised Cam

Front Cover and Water Pump Parts



Part No.	Description
KSEKSD1001	Water Pump Assembly
KSEKSD1011	Crank Drive for Water Pump
KSEKSD1011L	Aluminum Crank Drive for Water Pump
KSEKSD1013	Timing Window Sight Glass
KSEKSD1023	Cam Drive, 1/2" Hex
KSEKSD1033	Water Pump Repair Kit
KSEKSD1041	Standard Water Pump, Less Housing
KSEKSD2007	Water Pump Housing with Inlet Tube

Billet Water Pump Impeller [KSEKSD1089](#)

High-efficiency, billet aluminum water pump impeller for [KSEKSD1001](#) Sprint car pump.



Elixir Racing Power Steering Fluid

Fluid has a higher viscosity index as well as anti-foaming, anti-wear, and anti-oxidation additives to minimize power fade, lower corner speed assist loss, and decrease heat build-up.

Part No.	Description
KSEKSM1086	1 Quart
KSEKSM1091	1 Gallon





Air Filters

Kinser air filters are one of the most effective and inexpensive performance gains you can make to a sprint car, midget, or mini-sprint. Kinser air filters have a 3-layer modular design that utilizes open-cell filter foam, allowing air to enter from all sides and straight into the carburetor or injectors without making a 90° turn. Increase horsepower and improve throttle response, while helping the engine live longer. Order replacement parts separately.

Sprint Car



Part No.	Description
KNS1001-001	Sprint Car Air Box Complete Assembly (without seals), Each
KNS1001-SB	Sprint Car Wire Mesh Basket, Each
KNS1001-FB1	Sprint Car Fiberglass Base, Each
KNS1001-F01	Sprint Replacement Air Filter, Each
KNS1001-BS	Sprint Car Base Plate Seals, Each
KNS1001-OW	Sprint Car Outerwear, Each
KNS1001-P-100	Sprint Car Foam Cover for K&N and R2C Filters, Each

Midget Replacement Air Filter [KNS1002-MF](#)



Mini Sprint Replacement Air Filter [KNS1005-FF](#)



Bulk Tire Relief Components

Kwik-Change offers many of their products separately in bulk form.

Part No.	Description	Part No.	Description
KCP713-001-H	Hollow Plugs, 2-Pieces	KCP713-158-4	Plastic Quick Disconnects, 4-Pieces
KCP713-001-S	Solid Plugs, 4-Pieces	KCP713-258-1	Alum. Quick Disconnect, 1-Piece
KCP713-002	Schrader Valves, 2-Pieces	KCP713-258-4	Alum. Quick Disconnects, 4-Pieces
KCP713-004	Screens, 4-Pieces	KCP713-300	Preset Pump, 30 PSI
KCP713-005	Sealing Washers, 4-Pieces	KCP713-300-G	Gauge Head, 30 PSI Preset Pump
KCP713-006-0	O-Rings, 4-Pieces	KCP713-600	Preset Pump, 60 PSI
KCP713-006-Q	Quad Rings, 4-Pieces	KCP714-1000	Next Generation Relief, 1-Piece, Black
KCP713-007	Grommets, 4-Pieces	KCP714-1000-Q	Next Generation Quad Rings, 4-Pieces
KCP713-100	Relief Valves, Red, 4-Pieces	KCP714-1123	Next Generation Light Springs, 8-Pieces
KCP713-123	Light Springs, 8-Pieces	KCP714-1124	Next Generation Heavy Springs, 8-Pieces
KCP713-124	Heavy Springs, 8-Pieces	KCP714-1127	Next Generation Poppets, 2-Pieces
KCP713-127	Poppets, 2-Pieces	KCP715-2000	Next Generation II Relief, 1-Piece, Gold
KCP713-158-1	Plastic Quick Disconnect, 1-Piece		



Lightweight Racing Batteries

Lightweight, maintenance-free Valve Regulated Sealed Lead Acid Battery (VRSLAB) was originally developed for military aircraft where weight, power, and safety are priorities. This also makes it the perfect choice for today's racer. May be mounted in any position and will not leak, even if the case is damaged. Battery mounts are also offered.

Part No.	CCA	Reserve Capacity	Peak Dis. Amps	Dimensions	Battery Mount	Weight
REAAP1236	775	36 Mins.	1200 @ 15 Sec.	7.625"L x 5.25"W x 6.875"H	REA2010	24 lbs.
REAAP1257	850	57 Mins.	1500 @ 10 Sec.	9.75"L x 5.25"W x 6.875"H	—	31 lbs.



[REAAP1257](#)

16-Volt Racing Batteries

Sealed Absorbed Glass Mat (AGM) batteries are powerful enough for modern racing ignitions and starting requirements. Batteries never need water and charge more quickly than conventional batteries. Available in two- and three-post versions. Three-post battery can accommodate 12-volt gauges, lights, etc. with the 12-volt terminal, and ignition and starting circuits with the 16-volt terminal.

Part No.	Description	Reserve Capacity	CCA	Dimensions	Weight
REA1640TB	2 Post	85 mins.	1050	10.23"L x 6.60"W x 8.31"H	42 lbs.
REA16/1240TB	3-Post	85 mins.	1050	10.23"L x 6.60"W x 8.31"H	42 lbs.



[REA16/1240TB](#)



VB Series 2-1/2" I.D. Coil-Over Springs

VB Series 2-1/2" I.D. coil-over springs are manufactured from premium chrome silicon wire and are engineered to offer an accurate spring rate and long service life. Each spring is preset to solid height during the manufacturing process and is sold complete with a dyno sheet to ensure superior accuracy and quality control.



Rate	4" Tall	10" Tall	12" Tall
125	—	—	LAN12VB125
150	—	—	LAN12VB150
200	—	—	LAN12VB200
225	—	LAN10VB225	LAN12VB225
250	—	LAN10VB250	LAN12VB250
275	—	—	LAN12VB275
300	—	LAN10VB300	LAN12VB300
400	LAN4VB400	LAN10VB400	LAN12VB400
475	—	LAN10VB475	—
500	—	LAN10VB500	—
550	—	LAN10VB550	—
600	—	LAN10VB600	—
650	—	LAN10VB650	—

ST Series Bump Stop Springs


Eliminate the problems commonly associated with bump stops. Manufactured from high tensile steel, ST Series bump stop springs feature a linear rate, which allows easier adjustability as the spring rate determines how hard you want to hit the stop, and how quickly. Simple calculations determine how much spring deflection is required to provide the desired load balance. Bump spring cups include a center bushing to reduce friction.



Part No.	Free Length (in)	Outside Diameter (in)	Spring Rate (lbs/in)	Installed Height	Load @ Installed Height	Available Deflection (in)
LANST600	2.13"	1.96"	600	2.0"	95	1.00"
				1.9"	155	
				1.8"	214	
				1.7"	273	
				1.6"	334	
				1.5"	402	
				1.4"	475	
				1.3"	549	
				1.2"	623	
				1.1"	700	

Bump Springs Cups

Part No.	Description
LANBUMPCUP14MM	14mm
LANBUMPCUP5/8	5/8"



LANBUMPCUP5/8

Bump Stop Cups

Part No.	Description
LANBC345/14MM	14mm Bump Cup, 1/2", Over 2,500 lbs.
LANBC345/16MM	16mm Bump Cup, 5/8", Over 2,500 lbs.



2-1/4" I.D. Coil-Over Springs

Part No.	Description
LANY7-400	7" Tall, 400 lb. Rate
LANY7-475	7" Tall, 475 lb. Rate
LANY7-500	7" Tall, 500 lb. Rate
LANY7-525	7" Tall, 525 lb. Rate
LANY8-150	8" Tall, 150 lb. Rate
LANY8-175	8" Tall, 175 lb. Rate
LANY8-200	8" Tall, 200 lb. Rate
LANY8-225	8" Tall, 225 lb. Rate
LANY8-250	8" Tall, 250 lb. Rate
LANY8-275	8" Tall, 275 lb. Rate
LANY8-300	8" Tall, 300 lb. Rate
LANY8-325	8" Tall, 325 lb. Rate
LANY8-350	8" Tall, 350 lb. Rate
LANY8-375	8" Tall, 375 lb. Rate
LANY8-400	8" Tall, 400 lb. Rate



1.9" I.D. Variable Body Coil Springs

Springs provide a high rate of travel and are lighter in weight, resulting in increased linear spring rate.

Part No.	Description
LANX6-200	6" Tall, 200 lb. Rate
LANX6-220	6" Tall, 220 lb. Rate
LANX6-240	6" Tall, 240 lb. Rate
LANX6-260	6" Tall, 260 lb. Rate
LANXVB060	8" Tall, 60 lb. Rate
LANXVB075	8" Tall, 75 lb. Rate
LANXVB110	8" Tall, 110 lb. Rate
LANXVB160	8" Tall, 160 lb. Rate
LANXVB170	8" Tall, 170 lb. Rate
LANXVB180	8" Tall, 180 lb. Rate
LANXVB190	8" Tall, 190 lb. Rate
LANXVB200	8" Tall, 200 lb. Rate
LANXVB220	8" Tall, 220 lb. Rate
LANXVB260	8" Tall, 260 lb. Rate
LANXVB280	8" Tall, 280 lb. Rate
LANXVB300	8" Tall, 300 lb. Rate
LANXVB320	8" Tall, 320 lb. Rate
LANXVB350	8" Tall, 350 lb. Rate
LANTVB110	10" Tall, 110 lb. Rate
LANTVB120	10" Tall, 120 lb. Rate
LANTVB130	10" Tall, 130 lb. Rate
LANTVB140	10" Tall, 140 lb. Rate
LANTVB150	10" Tall, 150 lb. Rate
LANTVB160	10" Tall, 160 lb. Rate
LANTVB170	10" Tall, 170 lb. Rate
LANTVB180	10" Tall, 180 lb. Rate
LANTVB190	10" Tall, 190 lb. Rate
LANTVB200	10" Tall, 200 lb. Rate
LANTVB220	10" Tall, 220 lb. Rate
LANTVB250	10" Tall, 250 lb. Rate
LANTVB260	10" Tall, 260 lb. Rate
LANTVB280	10" Tall, 280 lb. Rate
LANTVB300	10" Tall, 300 lb. Rate





Quarter Midget Coil Springs

Specifically designed to meet the demands of Quarter Midgets, 1-5/8" I.D. coil-over springs are manufactured in the USA from premium chrome silicon material and utilize an ultra-lightweight, maximum travel design to reduce unsprung weight. Offered in 4" and 5" free lengths.

Part No.	Description
LAN4QM075	4" Tall, 75 lb. Rate
LAN4QM080	4" Tall, 80 lb. Rate
LAN4QM085	4" Tall, 85 lb. Rate
LAN4QM090	4" Tall, 90 lb. Rate
LAN4QM095	4" Tall, 95 lb. Rate
LAN4QM100	4" Tall, 100 lb. Rate
LAN4QM105	4" Tall, 105 lb. Rate
LAN4QM110	4" Tall, 110 lb. Rate
LAN4QM115	4" Tall, 115 lb. Rate
LAN5QM075	5" Tall, 75 lb. Rate
LAN5QM080	5" Tall, 80 lb. Rate
LAN5QM085	5" Tall, 85 lb. Rate
LAN5QM090	5" Tall, 90 lb. Rate
LAN5QM095	5" Tall, 95 lb. Rate
LAN5QM100	5" Tall, 100 lb. Rate
LAN5QM105	5" Tall, 105 lb. Rate
LAN5QM110	5" Tall, 110 lb. Rate
LAN5QM115	5" Tall, 115 lb. Rate
LAN5QM120	5" Tall, 120 lb. Rate
LAN5QM125	5" Tall, 125 lb. Rate



Spring Bags **NEW!**

Designed to endure the rigors of oval track racing, spring bags help protect costly coil-over shock absorbers from dirt and debris, while also keeping spring/shock set-up confidential from the competition.



Part No.	Description
2.5"-3.0" Spring I.D.	
LANSB4	4" Tall
LANSB8	7"-8" Tall
LANSB10	10" Tall
LANSB12	12" Tall
LANSB14	14" Tall
5.0" Spring O.D.	
LANSB13	8"-13" Tall
LANSB16	14"-16" Tall
LANSB20	18"-20" Tall



Lithium 12-Volt Intellichrge Battery Charger LPB1011

Designed specifically for charging lithium-ion batteries, the 12-volt charger produces 14 amps @ 14.4 volts. Fully automatic chargers include LCD status indicators for voltage, amperage, state-of-charge, amp-hours charged, and time on-charge.



Robert Ballou

Mike Reusche



Pro Series Small Block Chevy Crankshafts with Contoured Wing Design LNT60240001

Crankshafts are manufactured from 4340 steel. Rod journals are drilled with either 7/8" or 3/4" lightening holes to reduce rotating weight. The leading edges of the counterweights have Lunati's contoured wings to direct air and oil to the main bearings rather than the connecting rods. Available with 3.480" to 4.000" strokes. All crankshafts require chamfered bearings.

Stroke	Main	Rod Length	Pin Size
4.000"	400	6.000"	2.100"



Valve Seat Pressure Testers

On-head, adjustable testers work with shaft-style and stud-mount rocker arms and include 0-600 PSI liquid-filled gauges. Slant handle is ideal for confined engine compartments. Use with [LSMPV-001](#) to check piston-to-valve clearance.

Part No.	Description
LSMPC-100	Valve Seat Pressure Tester, Standard Handle
LSMPC-100SLC	Valve Seat Pressure Tester, Slant/Straight Removable Handle
LSMPC-104	4" Handle Extension for LSMPC-100 or LSMPC-100SLC
LSMPV-001	Piston-to-Valve Check Tool Adapter, Inserts in Place of the Load Cylinder on Any LSMPC-100 Configuration



"Spring Machine" Bench-Top Valve Spring Tester

The "Spring Machine" accurately and easily measures valve spring pressure. Compress the spring to the specified installed height, lock down the stop, and read the gauge. Horizontal design is exceptionally stable. Choose 600 or 1,000 pound gauge.



Part No.	Description
LSMSM-600	Valve Spring Tester, 600 lb. Gauge
LSMSM-1000	Valve Spring Tester, 1,000 lb. Gauge

Valve Spring Removal Tools

LSM's innovative tools are available for most cylinder heads and make changing valve springs an easy, one-man operation.

Part No.	Description
LSMSC-100AL	SB Chevy with Jesel/T&D/ Buick with Jesel
LSMSC-150	SB Pontiac/Windsor Ford, All with T&D
LSMSC-167	GM LS Series
LSMSC-200	SB2 with Jesel/T&D, SB Ford with Jesel/T&D, BB Chevy with Jesel/T&D
LSMSC-800	Stud Mount Spring Changer, All 7/16" Stud Mount Rocker Systems



Valve Spring Compressor [LSMSC-2000](#)

Double-adjustable compressor can compress just about any valve spring. Integral spring cage's 1" diameter works perfectly with most springs.



Valve Lash Adjusting Torque Wrench [LSMTQ-100-3](#)

Set valve lash and properly torque adjusters. Cuts lash adjustment time in half. Eliminates rounded-off Allen wrenches and damaged adjusters. Set includes 3/16", 5/32", and 1/8" Allen wrenches.



"One Tool" Valve Lash Adjusting Tool

Handy adjusting tool can be used with virtually any shaft or stud mount rocker setup. Snap on a 1/2" drive socket and insert the correct hex key. The knurled, anti-slip handle provides a secure grip, even with oily hands. Bushings to accept four different sized T-handles are included. T-handles are not included, but are available separately.



Part No.	Description
LSM1T-100	"One Tool" Valve Adjusting Tool
LSM1T-1/8	1/8" T-Handle
LSM1T-5/32	5/32" T-Handle
LSM1T-3/16	3/16" T-Handle
LSM1T-7/32	7/32" T-Handle

Dual Feeler Gauge Holder

Ideal when setting intake and exhaust valve clearance, Holder secures two sets of 1/2" wide feeler gauges on a single handle. Purchase feeler gauges separately.



Part No.	Description
LSMFH-200R	Red
LSMFH-200BL	Blue
ALL96420	Standard Feeler Gauge Set
ALL96421	Angled Feeler Gauge Set

Double-Wide Stacker Rod Vise [LSMRV-100](#) **NEW!**

The proper tool to assemble and torque connecting rods prior to checking them for sizing. Also suited to securing rods for lightening, balancing, installing rod bolts, beam polishing or machining. Simply clamp the billet 6061-T6 aluminum tool in a vise, or permanently mount it to a bench top. Tool has a 7.680" wide x 2.250" opening and can accommodate one, two, or four rods at a time.





Low-Strength Purple Threadlocker 222 LOC555339 **NEW!**

Product is designed for low-strength thread locking of adjusting screws, countersunk head screws, and set screws. Threadlocker prevents loosening on components subject to vibration. Sold in 6 ml tube.

Medium-Strength Blue Threadlocker 242

All-purpose medium-strength blue threadlocker is well suited for bolt and nut applications from 1/4" to 3/4". Locks threads and seals, while preventing parts from loosening due to vibration. Disassembly may be performed using hand tools.

Part No.	Description
LOC487229	Threadlocker 242, 6 ml Tube
LOC492140	Threadlocker 242, 36 ml Bottle

Surface Insensitive/ Medium-Strength Threadlocker 243

General-purpose, medium-strength blue threadlocker features improved oil tolerance, making it ideal for use with rocker studs, rocker adjuster nuts, etc. Designed for fasteners from 1/4" to 3/4". Disassembly may be performed using hand tools.

Part No.	Description
LOC1330799	Threadlocker 243, 6 ml Tube
LOC1330906	Threadlocker 243, 36 ml Bottle

High-Strength Red Threadlocker 262

Permanent, high-strength threadlocker is compatible with fasteners up to 3/4" and is applied prior to assembly. Secures parts that must endure heavy shock, vibration, or extreme chemical conditions. Localized heating may be required to separate parts.

Part No.	Description
LOC487231	Threadlocker 262, 6 ml Tube
LOC492141	Threadlocker 262, 36 ml Bottle

Heavy-Duty Red Threadlocker 271

Red Threadlocker 271 is engineered for heavy-duty fasteners up to 1", adding 3,000 PSI of holding power to slip or press fit components. Prevents loosening due to vibration, while eliminating the need for set screws and snap rings. Localized heating may be required to separate parts.

Part No.	Description
LOC487232	Threadlocker 271, 6 ml Tube
LOC492142	Threadlocker 271, 36 ml Bottle

High-Temperature Red Threadlocker 272 LOC492143

Threadlocker 272 withstands temperatures up to 450° F and is formulated for heavy-duty applications using bolts up to 1-1/2". Prevents fasteners from loosening due to shock, severe vibration, and heat stress. Localized heating may be required to separate parts. Sold in a 36 ml bottle.



Heavy-Duty Threadlocker 277 LOC555353

High-strength threadlocker is designed for locking 1" and larger bolts or studs including frame brackets, shock mounts, or suspension fasteners. Localized heating may be required to separate parts. Sold in a 36 mL bottle.



Penetrating Threadlocker 290

Green, low-viscosity threadlocking liquid that wicks along the threads of pre-assembled fasteners to secure them in place. Heat required for removal.

Part No.	Description
LOC487234	Threadlocker 290, 6 ml Tube
LOC492144	Threadlocker 290, 36 ml Bottle



Medium-Strength Blue Stick Threadlocker

Semi-solid threadlocker works just like traditional blue liquid. Well-suited for difficult repairs, as in overhead applications. Medium-strength, removable.

Part No.	Description
LOC506166	Blue Stick Threadlocker, 9 g
LOC504466	Blue Stick Threadlocker, 19 g



High-Strength Red Stick Threadlocker

High-strength semi-solid threadlocker. Where resistance to heavy shock, vibration, and stress is required. Heat required for removal.

Part No.	Description
LOC511537	Red Stick Threadlocker, 9 g
LOC511535	Red Stick Threadlocker, 19 g



Head Bolt and Water Jacket Sealant LOC1158514

Specialized sealant is a single component anaerobic hybrid product that lubricates fasteners during assembly and seals the gaps between the threads. Sealant locks bolts in place, preventing loosening, while acting as a lubricant to ease the removal of fasteners that penetrate water jackets. Sold in a 50 ml tube.





High-Temperature PST 592 Thread Sealant

Locks and seals threaded fittings, eliminating leakage and loosening. Thread sealant PST 592 won't shred or wear like tape and works with temperatures up to 400° F. Ideal for through-hole head bolts, oil sending units, rear axle fill plugs, etc.

Part No.	Description
LOC483631	PST 592 Thread Sealant, 6 ml Tube
LOC483630	PST 592 Thread Sealant, 50 ml Bottle



Thread Sealant PST® Stick—High-Performance LOC504467

Semi-solid pipe sealant. Immediate low-pressure sealing, eases disassembly, will not contaminate or clog lines. For metal tapered pipe threads/fittings.



Pneumatic/Hydraulic Thread Sealant 545 LOC492145

Specifically engineered for sealing high-pressure pneumatic or hydraulic systems such as brake, transmission, or hydraulic line fittings. Sealant uses no ingredients that could contaminate fluids, clog filters, or restrict valves. Controlled locking strength aids disassembly. Sold in 36 ml bottle.



Bearing Mount Stick LOC640482

Semi-solid bearing mount for bonding non-threaded cylindrical metal assemblies.



Quick Gel® Super Glue LOC483624

Gel formula super glue designed for fast, heavy-duty repairs to vertical surfaces. Works on porous and non-porous materials.



Quicktite® Super Glue Gel LOC636095

Gel formula super glue in a controlled dispense, clog-free package. Ideal for porous surfaces and vertical applications.



Locweld™ Bonding Compound LOC495540

A 15-minute, 2-part adhesive system that eliminates the need for welding or brazing. Can be drilled, sanded, painted, or filed. Resists automotive, shop, and cleaning fluids.



Epoxy Mixer Cups LOC494151

Convenient and pre-measured, epoxy mixer cups eliminate the associated mess, guess, and waste associated when mixing epoxy. Grey adhesive bonds glass, hard plastics, rubber, and metal, and has superior chemical resistance. May also be used to fill porosities and build-up worn parts. Includes (10) 0.12-oz. cups.



RTV Black Silicone

General-purpose, black indoor/outdoor sealant. Seals, bonds, repairs, and secures glass, metal, plastics, fabric, vinyl, weatherstripping, and vinyl wiring. Waterproof and flexible to 450°F. Resists oil, water, weather, vibration, and grease.

Part No.	Description
LOC491979	RTV Black Silicone, 80 ml Tube
LOC495315	RTV Black Silicone, 300 ml Cartridge



RTV Clear Silicone

General-purpose, clear indoor/outdoor sealant. Seals, bonds, repairs, and secures glass, metal, plastics, fabric, vinyl, weatherstripping, and vinyl wiring. Waterproof and flexible to 450°F. Not for use on copper, brass, or galvanized metals.

Part No.	Description
LOC491981	RTV Clear Silicone, 80 ml Tube
LOC495076	RTV Clear Silicone, 300 ml Cartridge



Silicone Gasket Makers

High-performance, fast-curing formulas are non-corrosive, more flexible than cork/composite gaskets, and more oil-resistant than conventional silicones. Sold in 80 ml tubes, 300 ml cartridges, and 190 ml aerosol cans.



Description	Temperature Range	80 ml Tube Part No.	300 ml Cartridge Part No.
RTV 587 Blue	-75°F–500°F	LOC491983	—
RTV 5699 Grey	-75°F–625°F	LOC491982	—
RTV 598 Black	-75°F–625°F	LOC491985	LOC495074
RTV 5920 Copper	-75°F–700°F	LOC491984	—
RTV Sensor Safe Blue	-65°F–500°F	LOC491980	—
RTV Sensor Safe Red	-75°F–600°F	LOC492001	—



Weatherstrip Adhesives

Fast-drying, high-strength, waterproof adhesive for bonding automotive weatherstripping and moldings. Withstands temperature extremes. Resistant to fuels, oils, grease, and most solvents. 5-fl. oz. tube.



Part No.	Description
LOC495541	Black Weatherstrip Adhesive, 5-fl. oz. Tube
LOC782111	Yellow Weatherstrip Adhesive, 5-fl. oz. Tube

Ready Gasket LOC494150

Make leakproof, blowout-resistant gaskets in just one minute. Specified on the production lines by GM, Ford, and Chrysler, elastomeric rubber gasket maker is sensor safe and outperforms pre-cut gaskets. Sold in a 5-oz. cartridge. Temperature range of -75°F to 450°F.



Hi-Tack Stick Gasket Dressing LOC640807

Similar in function to Hi-Tack Gasket Sealant liquid, but solvent-free, less messy, and low odor. Wax-like stick quickly forms a very tacky film to seal and hold the heaviest gaskets in place. Resists all automotive fluids. Sold in 19 gram stick.



Anaerobic Gasket Makers

Flexible gasket material eliminates preformed, pre-cut paper, and cork gaskets. Ideal for water pumps, thermostat housings, transmissions pans, etc. Gasket Maker 515 is designed for rigid, machined surfaces with less than .015" gap, while the Gasket Maker 518 is for use on flanged mating surfaces with gaps up to .050". Sold in 50 ml tubes.

Part No.	Description
LOC555352	Gasket Maker 515, 50 ml Tube
LOC2096059	Gasket Maker 518, 50 ml Tube



High-Flex Gasket Maker LOC555354

Anaerobic form-in-place gasket maker that fills gaps to 0.020" and cures to a tough solvent-resistant gasket that flexes with flange movement caused by vibration, pressurization, or thermal change. Temperature resistant to 350°F.



Copper Gasket Adhesive LOC502911

Quick-drying copper sealant prevents gasket burnout, dissipates heat, and improves heat transfer. Fills surface imperfections and hot spots. Resists all automotive fluids and gasoline. Adhesive has a temperature range of -50°F to 500°F. Sold in a 9-oz. aerosol can.



Aviation Gasket Sealant LOC1525607

Non-hardening gasket dressing resists gasoline, oil, and grease, and is designed for close-fitting machined surfaces, sealing hoses, and solid gaskets. Sold in a 16-oz. brushtop can.



Copper Anti-Seize Stick LOC504468

Same performance as traditional Loctite® copper anti-seize paste in a semisolid stick form, offering more portability and less mess. Heat-resistant to 1,800°F.



Silver Anti-Seize Stick LOC504469

Same performance as traditional Loctite® silver anti-seize paste in a semisolid stick form, offering more portability and less mess to 1,600°F.



Copper Anti-Seize Lubricant LOC555336

Copper anti-seize and thread lubricant is used to prevent seizing, corrosion, and galling under high temperatures. Ideal for spark plug threads installed in aluminum heads, exhaust components, and bolts, etc. Sold in a 8-oz. brushtop can.



Heavy-Duty Rubberized Undercoating LOC502908

A heavy-duty undercoating that seals, protects, and insulates. Rubberized for maximum durability.



Silver Anti-Seize Lubricant LOC501000

A heavy-duty, temperature-resistant (to 1,600°F), petroleum-based lubricant compound fortified with graphite and metallic flakes. Will not evaporate or harden in extreme cold or heat. Use during assembly to prevent seizing, galling, and corrosion.





Dielectric Tune-Up Grease

Provide moisture-proof barrier that lubricates and protects electrical connections/wiring from salt, dirt, and corrosion. Extends life of bulb sockets. Prevents voltage leakage around electrical connections.

Part No.	Description
LOC495545	.33-oz. Tube
LOC495549	.80 ml Tube



598 RTV Black Silicone [LOC495075](#)

This black silicone gasket maker is a fast-curing, sensor-safe, low-odor, non-corrosive compound. Meets the performance specs of OE silicone gaskets and retains high flexibility and oil resistance. 8.75-oz. tube.



3092™ Instant Adhesive [LOC1807961](#)

Ultra-fast, two-part clear adhesive can be used to bond gaps up to 2mm in depth on plastics, rubber, wood and paper with a 3-7 minute set-up time and 24-hour cure time. 10 gram syringe.



565™ PST® Pipe Thread Sealant [LOC483629](#)

Low-strength, high-viscosity, acrylic thread sealant designed to lock and seal metal pipes and fittings. The product cures when confined in the absence of air between close fitting metal surfaces and prevents loosening and leakage from shock and vibration. 250 mL tube.



Thread Treatment Stick Assortment Pack [LOC576507](#)

Solid formula thread treatment sticks now conveniently packaged in a kit designed to give you five products in one part number. Assortment contains one each of the following: Blue Threadlocker Stick #[LOC504466](#), PST Thread Sealant Stick #[LOC504467](#), Copper Anti-Seize Stick #[LOC504468](#), Silver Grade Anti-Seize Stick #[LOC504469](#), Red Threadlocker Stick #37700.



All-Purpose Spray Adhesive [LOC234933](#)

Clear spray adhesive with temp range up to 120°F. Begins to harden in 15 minutes with 24-hour cure time. Works on plastics, rubber, carpet, and foam porous and non-porous surfaces. 10.5-oz. spray can.



Shane Cottle

Mike Reusche

Computerscales XLI with Tablet

New Computerscales XLI offers true wire-less convenience with absolutely no wires to trip over. Convenient, easy-to-use system features a full-color, high-resolution 7" or 10" tablet that is all set up and ready to use. From the pads directly to the tablet, system includes the ability to display all partial weights and percentages, memory with current weights, while wheel weights and car icon may be rotated as desired for best viewing. System is sold complete with 15" x 15" x 2-1/2" single- or dual-cell pads, 7" or 10" tablet and foam-lined silver storage case.



Part No.	Description
7" Tablet	
LON52-72715	Single Cell Pads
LON52-72726	Dual Cell Pads
10" Tablet	
LON52-72728	Dual Cell Pads NEW!

DX2 Wired/Hybrid Semi-Pro Scales

LON52-72613

All-new hybrid system is a part wired/part wireless scale. Large, 7" color tablet displays all weights and partial percentages. Cables connect pads to controller, while tablet can be removed and used wirelessly. Built-in memory function allows storing the past ten weights and percentages. Sold complete with controller, cabling, 15" x 15", 1,500-lb. capacity, single-cell pads, and related hardware.



LON52-72617

DX3 Wired/Hybrid Pro Scales

Professional level DX3 scale system incorporates a Hybrid part wired/part wireless design. Huge, 10" full-color tablet shows all weights and partial percentages simultaneously, and can be removed from the controller and used wirelessly. System additionally allows on-screen note taking, displayed side-by-side with weights, and partial percentages that may be customized. Extensive memory functions allow storing up to 50 weights and percentages. Systems are sold complete with controller, 15" x 15" scale pads, cabling, and related hardware. Choose from systems with 1,500-lb. capacity single-cell or 1,800-lb. capacity dual-cell, low-deflection scale pads.



Part No.	Description
LON52-72617	1,500-lb. Capacity, Single Cell Pads
LON52-72653	1,800-lb. Capacity, Dual Cell Pads

Storage/Transport Box for Scale Pads

LON52-72292 **NEW!**

Storage box secures 15" scale pads, keeping them protected when not in use. May also be used to store radios and other delicate equipment. Heavy-duty, aluminum-framed case is 16" x 11-5/8" x 15" and has scuff-resistant sides.



AccuSet II Computerscales

New, improved AccuSet II Computerscales feature a slanted display for easier reading. Simple to set up and use; push a single button for all four wheel weights and cross weight, and push a second button for all partial percentages. Sold complete with satin finished LMF (Liquid Metal Forging) scale pads, heavy-duty red HiFlex cables with billet AN connectors, and heavy-duty silver carrying case. Covered by a 2-year limited warranty.



Part No.	Description
12" x 12" Scale Pads	
LON52-72582	1,100-lb. Capacity
15" x 15" Scale Pads	
LON52-72593	1,500-lb. Capacity
LON52-72663	3,500-lb. Capacity NEW!

Individual Scale Pad Levelers

LON52-72900

Easily level a complete scale system in just minutes for an accurate set-up anywhere. Fits any Computerscale pad. Set of four.



Replacement Scale Pad Swivel Feet

Used on scale pads and roll-off levelers, swivel feet are offered in three versions. Sold per pair.

Part No.	Description
Extended Length	
LON52-72890	1/2"-13 Screw-In Swivel Feet, 8" Long
Standard Length	
LON52-72894	1/2"-13 Screw-In Swivel Feet, 4" Long
LON52-72896	Pop-Out Swivel Feet, 4" Long

Aluminum Turn Plates

LON52-79800

Check Ackermann and other steering-related settings with outstanding accuracy. Lightweight design reads to 1/2° and is free-floating in two directions for no bind. Can be zeroed with the car in place. Sold per pair.



Replacement Scale Charger

LON52-72550

Replacement charger is for early scale systems that used rechargeable batteries. Charger is for 110-volt input and includes a 1/4" tip.



Economy SideSlider Single

LON52-72870 **NEW!**

Engineered to increase chassis scaling accuracy, SideSlider allows the front wheels to move sideways effortlessly, relieving any camber-induced bind that occurs when letting the wheels down onto the scale pads. Simply install SideSlider under the left front wheel and scale pad, which has the most camber change, and use the included (3) spacers to level the chassis.



Aluminum Scale Ramps

LON52-72537 **NEW!**

Formed aluminum, 36" long ramps allow eased entry onto low-profile 2-1/2" scale pads. Significantly quicker than using a jack, ramps are sold as a set of four.



"3D" Ball Roller SideSliders

LON52-72875 **NEW!**

Deluxe "3D" Ball Roller SideSliders increase scaling and chassis set-up accuracy, even when wheels are turned. SideSliders move sideways, forward, backward, and also rotate. Supported by low-friction, polymer ball bearings, set includes (2) "3D" SideSliders and (2) spacers to level the chassis set-up. Must be used under scale pads.



Billet Aluminum Tire Scribe

LON52-79610

Designed for use with LON52-79620 toe-in gauge, tire scribe makes a true running line on the face of the tire. Rigid billet aluminum scribe is spring-loaded for easy, one-person use.



Tire Tape

Suitable for a wide variety of measuring, tire tapes are offered in two versions.

Part No.	Description
LON52-50870	1/4" Wide x 10' Long
LON52-50875	3/4" Wide x 16' Long NEW!



Plumb Bob Kit LON52-50820 **NEW!**

Economical kit allows checking that rear end or chassis is square. Includes (2) plumb bobs and string.



Chassis Height Measurement Tool **NEW!**

Versatile tool may be used to accurately measure chassis height in three different methods; car directly on the ground, car on scale pads, or dynamically as work on the car is performed. Set of four allows viewing height at all four corners without having to bend over. Includes metric scale.



Part No.	Description
LON52-78320	Chassis Height Measurement Tool, Short 24" for Perimeter Frames
LON52-78325	Chassis Height Measurement Tool, Long 36" for Straight Rail Cars (On RH Side)

Laser Chassis Height Checker and Laser Level **NEW!**

Advanced laser height checker allows checking ride height while the car is on the scales or on a leveler. Includes easy to setup self-leveling beam laser, four easy-to-read targets, and a separate pad leveling target for leveling the scale pads, and establishing a "ground plane" to measure chassis height. Target range is 2"-6". Sold complete with a durable storage case.



Part No.	Description
LON52-72983	Laser Chassis Height Checker and Laser Level
Replacement Components	
LON52-72988	Replacement Target, 2"-6"
LON52-72989	Replacement Target, 2"-8"

Toe-In Plates LON52-79501

Rest plates against the tire on each side and use a tape measure. Two tape measures included.



Deluxe HD Toe-In Plates

LON52-79505

Thick, heavy-duty toe plates provide increased accuracy, and include a higher kick-out on bottom to hold the plate against the wheel better. Magnets on one plate holds measuring tapes in place and an incorporated pointer allows obtaining easy, accurate measurements. Sold per pair.



Mini Chassis Height Checker

LON52-78318

A shortened, simplified version, Mini unit checks chassis height quickly and accurately. Simply push unit under car, raise the tape with the knob, pull it out and read the height. Unit is accurate to 1/16" and has a range of 2"-8". **Note: Unit does not measure height dynamically as you work, or if car is on scales. It must be removed to read chassis height.**



Acculevel Basic Digital Level

LON52-78310 **NEW!**

Handy digital level allows quickly measuring suspension, spoiler angles, etc. Simple and easy to use, unit reads .1° +/- from 0°-90°.



Coil Spring Tester LON52-73505

Coil spring tester combines a rigid billet aluminum frame with an electronic digital indicator to deliver consistent, precise spring tests. Measures spring from 6"-20" in length as little as .001" and spring rates from 0-3,000 lbs. in 1-lb. increments.



Hydraulic Bump Stop Spring Rater

Specialized spring rater allows rating bump stops, setting preload, and testing coil-overs or springs only. Spring rater is manufactured from rigid billet aluminum, and features a digital display with both force and travel readouts. Unloader attachment allows installing or removing very soft springs. Unit features a 3,500-lb. capacity in 1-lb. increments. Optional wheel kit eases transport.



Part No.	Description
LON52-73500	Bump Stop Spring Rater, 3500-lb. Capacity
LON52-73504	Optional Wheel Kit
LON52-73509	1" Shock Unload Collar

5-Gallon Deluxe Lightweight Air Tanks

Ultra-lightweight, 0-60 PSI aluminum air tanks are easy to transport and include a special inlet valve allowing tank to be filled in less than 15 seconds using the included air quick-change coupler. Tank is also available with a deluxe quick-fill tire gauge with angle chuck for easy tire filling.



Part No.	Description
LON52-50315	Includes Quick-Fill Tire Gauge
LON52-50316	Air Tank Only NEW!

Liquid-Filled Quick-Fill Tire Pressure Gauge

LON52-52008 **NEW!**

Precision gauge allows filling tires twice as fast as other air pressure gauges. Pressure may be read without removing air chuck, while the built-in tire bleed button allows releasing excess air pressure. Gauge features a 2-1/2" dia. liquid-filled, glow-in-the-dark dial face, 17" long hose with angle chuck, and an included ball chuck.



Deluxe Quick-Fill Tire Pressure Gauge

LON52-52009

Simply connect to air line, press the lever and fill tires twice as fast as conventional tire fill gauges. Deluxe 0-60 PSI gauge features a large, 2-1/2" diameter dial face, and bleed button to release excess pressure.



Quick-Fill Digital Tire Pressure Gauge

LON52-53008

Fill tires quickly with the quick-fill digital tire pressure gauge. Gauge connects directly to air line, features a 0-60 PSI range, and reads to .1 PSI. Sold complete with angle and ball chuck, and a foam-lined silver storage case.



Pro Precision Tire Gauge

LON52-52000 **NEW!**

The choice of professional race teams, gauge utilizes a large, 4-1/2" glow-in-the-dark dial face with 0-60 PSI pressure range in 1/2 lb. increments. Includes a 17" hose with dual air pressure release buttons, installed swivel angle chuck, and alternate ball chuck included. Sold complete with hard storage case.



Basic Tire Pressure Gauges

Basic economically-priced tire pressure gauge uses an internal gauge damper to deliver accurate readings and extended durability. Each gauge features a 2" diameter dial face, air pressure release button, 14" long hose, and swivel chuck.

Part No.	Description
LON52-52034	0-15 PSI
LON52-52024	0-30 PSI
LON52-52004	0-60 PSI



Deluxe Tire Pressure Gauges

Deluxe gauges incorporate large, 2-1/2" diameter glow-in-the-dark dial faces for quick, easy gauge reading. An internal gauge damper helps provide accurate, consistent readings. Each gauge includes high-flow air release button and 17" long, ultra-flexible hose with swivel chuck.

Part No.	Description
LON52-52033	0-15 PSI, Dual Bleed
LON52-52023	0-30 PSI
LON52-52013	0-40 PSI
LON52-52003	0-60 PSI
LON52-52053	0-100 PSI, Angle Chuck
LON52-52063	0-100 PSI, with "Foot" Valve for Dual Wheels



Liquid-Filled Tire Pressure Gauges

A liquid-filled tire pressure gauge that is accurate, regardless of temperature. Incorporates a pressure equalizer knob, which is set prior to use to ensure accuracy. Gauges feature 2-1/2" diameter, glow-in-the-dark dial faces, 17" long hoses, and swivel chucks.

Part No.	Description
LON52-52032	0-15 PSI
LON52-52022	0-30 PSI
LON52-52012	0-45 PSI
LON52-52002	0-60 PSI



Magnum Tire Pressure Gauges

Huge 3-1/2" diameter glow-in-the-dark dial face for easy reading. An internal gauge damper helps provide accurate, consistent readings. Packed in a foam-lined silver case, gauge includes dual, high-flow release buttons and 17" long hose with swivel chuck.

Part No.	Description
LON52-52031	0-15 PSI
LON52-52021	0-30 PSI
LON52-52011	0-40 PSI
LON52-52001	0-60 PSI



Basic Digital Tire Pressure Gauges

Affordable, accurate gauge provides easy-to-read digital tire pressure readings. Reads to .2 PSI with .8% accuracy. Features a 2" diameter face with large numbers, air release button, and high-flex hose.

Part No.	Description
LON52-53006	0-60 PSI
LON52-53036	0-100 PSI





Semi-Pro Digital Tire Pressure Gauge LON52-53003

Precision digital tire pressure gauge reads 0-60 PSI in .1 increments with up to .5% accuracy. Gauge includes a 2-1/2" backlit dial face, air release button, high-flex hose, and swivel chuck.



Pro Digital Tire Pressure Gauges

Top-of-the-line gauges combine superior accuracy and exceptional readability. Reads to .3% accuracy with a wide temperature operating range. Auto-Off feature helps extend battery life. Fitted with rubber gauge bumper, 17" long hose, and swivel chuck. Sold in a foam-lined silver storage case



Part No.	Description
LON52-53000	0-60 PSI, with Angle and Ball Chuck
LON52-53010	0-25 PSI, with Dual Bleed Buttons
LON52-53028	0-125 PSI, with Angle and Ball Chuck

Ultimate Digital Tire Pressure Gauge

LON52-53053 **NEW!**

Precision, 3-1/2" dia. digital readout tire pressure gauge reads 0-100 PSI in .1 increments with .1% accuracy. Gauge also functions as a tire pyrometer, displaying 12 tire temperatures. Sold complete with silver case.



Temperature-Compensating

Tire Pressure Gauge LON52-53050

Professional-style gauge corrects tire pressures back to a standard temperature, displaying what the pressure would be if the tire was actually at that temperature. Digital gauge reads 0-100 PSI in .1 increments with .1% accuracy. Gauge also functions as a traditional tire pressure gauge and includes the ability to act as a tire pyrometer, displaying 12 tire temperatures. Sold complete with silver case.



Replacement Tire Gauge Lens

LON52-50497

Replacement glass lens for tire pressure gauges with 2" dial face.



Angle Tire Gauge Chuck LON52-50496

Compact, angle chuck may be used with any tire gauge using a 1/4" hose.



High Temp Valve Stem

Quick-Change Valve Stem Grommets

Silicon grommets can withstand up to 400°F. Sold in four packs.



Part No.	Description
LON52-50301 *	Valve Stem Quick-Change Grommets
LON52-50008	Replacement Tire Relief O-Rings and Quad Seals (4)

* Not for use with LON52-50266 low-profile brass valve stems.

Low-Profile Valve Stems

LON52-50265

Low-profile brass valve stems are complete with high-temperature grommets. Pack of four.



Tire Relief Kit LON52-50100

Pro-Team Tire Relief Kit has 12 sealing adapters, six relief valves with covers, setting tool, inflation adapter, and carrying case.



Tire Reliefs

Tire reliefs relieve heat-caused pressure build-up during a race, preventing critical changes in stagger and weight distribution. Will not affect wheel balance. Sets of four.



Part No.	Description
LON52-50000	Adjustable Tire Relief 3-40 PSI
LON52-50240	Quick-Change Adapter
LON52-50290	Tire Relief Setting Tool

Tire Relief Inflation Adapter

LON52-50220 **NEW!**

Used to air up tires when a Tire Relief quick change adapter is installed in the valve stem hole.



Valve Core Tools

Replace valve cores quickly. Deluxe aluminum tool stores valve cores in the handle (three cores included). Compact tool may be attached to a key chain.



Part No.	Description
LON52-50270	Deluxe Valve Core Tool
LON52-50272	Compact Valve Core Tool
LON52-50274	4-Way Valve Core Repair Tool NEW!

Basic Durometer LON52-50553

Economical durometer checks race tire hardness from 0-100 points. Dial may be zeroed for accuracy. Sold in red plastic storage case.



Deluxe Durometer LON52-50546

Deluxe durometer includes a new design and is engineered to be more accurate. Dial-style unit features a straight edge on base to "rock" durometer for increased accuracy, has a non-slip coating for better grip, and reads from 0-100 points. Sold complete with calibration test block, pouch, and a foam-lined silver storage case.



Digital Durometer LON52-50547

Easy-to-use and easy-to-read tire durometer measures tire hardness, featuring a digital readout. Tester uses a straight edge on base to "rock" durometer for more consistent results, while the non-slip coating offers an improved grip. Accurate up to .5 (Shore "A" scale). Sold complete with silver storage case.



Digital Tread Depth Gauge

LON52-50565 **NEW!**

Digital gauge is accurate to .001". Quick and easy to use, gauge features a precision billet aluminum base. Sold in a hard storage case.



Tread Depth Gauge **LON52-50560**

Easy to read and easy to use, tread depth gauge reads in 1/32" increments, and is accurate to .010". Sold with storage pouch.



Deluxe Durometer and Tread Depth Gauge Set

LON52-50556

Tire management set includes **LON52-50546** deluxe durometer and **LON52-50560** tread depth gauge. Sold complete with silver-colored metal case.



Digital Durometer and Tread Depth Gauge Set **LON52-50557**

Set includes **LON52-50547** digital durometer and **LON52-50560** tread depth gauge. Sold complete with silver-colored metal case.



Infrared Laser Pyrometers

Laser-sighted pyrometer delivers instant response and non-contact temperatures. Choose from units that measure up to 600°F or 1,400°F.



Part No.	Description
LON52-50612	Up to 600°F
LON52-50615	Up to 1,400°F

Dual-Function Infrared Laser Pyrometer

with Probe **LON52-50620** **NEW!**

Dual-function unit operates as a probe-type or non-contact infrared laser pyrometer, delivering fast, accurate response in either mode. Tire probe has a range up to 500°F, while infrared function can monitor temperatures up to 1,400°F. Sold complete with standard tire probe and hard case.



Deluxe Digital Pyrometer

LON52-50640

Performs instant temperature readings from 0-2,000°F and holds the highest temperature attained. Compare temperatures with the press of a button. Includes foam-lined case.



Memory Tire Pyrometers

Longacre standard and deluxe pyrometers record and display 12 tire temperatures at the same time and store 10 complete sets of temperatures with recall. Deluxe version will compute average tire temperatures for each tire, and features a backlit display with automatic shut-off and a 4-car, 75-lap memory stopwatch. The deluxe pyrometer can start recording tire temperatures at any corner. The standard unit must start at the right front tire.



Part No.	Description
LON52-50682	Standard Pyrometer
LON52-50690	Deluxe Pyrometer

Memory Tire Pyrometer with Tablet **NEW!**

Memory tire pyrometer, complete with 7" Android tablet, allows close monitoring, recording, and documenting of tire temperatures. Tablet features a high-resolution screen, stores up to 99 sets of temperatures, allows scrolling up or down to compare current temperatures, and calculates averages for any selected temperature set including all four tires, left side, right side, or front and rear. Unit additionally allows memory locations and note taking. Sold complete with wireless adjustable tip probe, screen protector, and charger. May also be purchased less tablet.



Part No.	Description
LON52-50650	Memory Tire Pyrometer with 7" Tablet
LON52-50745 *	Memory Tire Pyrometer Less Tablet

*** Designed for use with 7" Android tablet.**

Replacement Tire Probes

Replacement tire probes with coil cords fit all current Longacre pyrometers.



Part No.	Description
LON52-50730	Replacement Tire Probe
LON52-50750	Replacement Adjustable Depth Tire Probe

Roller Stagger Gauge

LON52-50846

Stagger gauge incorporates a single roller to allow easier, more accurate measurements. Manufactured from rigid, 3/8" thick billet T6 aluminum, stagger gauge includes two scales, which allow it to be used on the car or on the ground.



Economy Billet Aluminum Stagger Gauge

LON52-50840 **NEW!**

Affordable stagger gauge is constructed using thick, 3/8" T6 billet aluminum tubing for superior rigidity, held to tight tolerances for maximum accuracy. Unit includes scales on two sides, and measures from 62" to 110" in 1/8" increments.



Two-Car Stopwatch Clipboard

LON52-22321 **NEW!**

Lightweight, powder-coated aluminum clipboard is complete with two Robic SC606W stopwatches. Stopwatches allow clocking every lap, counting laps up to 999, and with a 50-lap memory. Includes professional color lap charts with practice times on back.



Tire Roller with Tape

LON52-50853 **NEW!**

Multiple function tire roller may be used to check stagger easily and accurately, while also functioning as a means to clean or groove tires, or check tires for leaks, damage and condition. Includes 10' stagger tape.



Digital Air Density Gauge

LON52-50887

Advanced electronic gauge displays air density in easy-to-read digital format. Red LED light flashes when air density has changed, alerting crew that a jet change should be performed. Gauge also displays current temperature and barometric pressure. Sold complete with foam-lined silver storage case.



Chassis Sheets

LON52-22528

Two-sided sheets are punched for a 3-ring binder. Comes with a pad of 50 sheets.



AccuTech™

Sportsman Gauges

Economical, steel-cased gauges have CNC-machined brass gears, industry standard mechanisms, and viscous pointers for accurate readings. Back lighting kit and fittings are included.



Part No.	Description
LON52-46511	Oil Pressure, 0-100 PSI
LON52-46516	Water Temperature, 100°-280°F

Oil Temperature Sender

LON52-43000

Sender, which includes a 3/8" NPT probe end, illuminates warning light at 300°.



Water Temperature Gauge Fitting

LON52-46150 **NEW!**

Hard-to-find brass, 1/2" NPT manifold fitting required for mechanical water temperature gauges.



Sportsman Gauge Panels

Longacre panels are completely assembled, wired, and ready for quick installation in any race car. Available with Accutech Sportsman 2-5/8" diameter gauges, lightweight panels are up to 40% lighter than standard gauge panels. Includes warning lights.



Part No.	Description
LON52-44430	2-Gauge Panel, Oil Press./Water Temp.
LON52-44431	3-Gauge Panel, Oil Press./Water Temp./Oil Temp.
LON52-44433	3-Gauge Panel, Oil Press./Water Temp./Fuel Press.
LON52-44435	4-Gauge Panel, Oil Press./Water Temp./Oil Temp./Fuel Press.

Digital Elite Waterproof Gauge Panels

NEW!

The Digital Elite gauges are unsurpassed in waterproof sealing, and exceptionally resistant to vibration, heat and moisture. Precision 2-5/8" dia. gauges utilize LED digital numbers and illuminated dial lights, and may be custom set to desired warning settings. Panels are completely wired, ready for installation, and sold with necessary sensors. Gauges may also be purchased separately.



Part No.	Description
LON52-44660	2-Gauge Panel, Oil Press./Water Temp.
LON52-44661	3-Gauge Panel, Oil Press./Water Temp./Oil Temp.
LON52-44662	3-Gauge Panel, Oil Press./Water Temp./Fuel Press.
LON52-44666	4-Gauge Panel, Oil Press./Water Temp./Oil Temp./Fuel Press.

Related Components

LON52-46857	Oil Pressure Gauge, 0-120 PSI
LON52-46858	Fuel Pressure Gauge, 0-15 PSI
LON52-46860	Water Temperature Gauge, 100-280°F
LON52-46861	Oil Temperature Gauge, 100-340°F
LON52-46862	Voltmeter, 8-18 Volts
LON52-46863	Digital Elite Tachometer
LON52-46864	Water Pressure Gauge, 0-60 PSI

Oil/Fuel Pressure Lines

-4AN braided stainless steel with ends installed will connect oil or fuel pressure gauge to engine. Includes 1/8" NPT fitting to -4AN adapter.



Part No.	Description
LON52-45020	24" Gauge Line
LON52-45030	36" Gauge Line
LON52-45040	48" Gauge Line

Stepper Motor Gauge Sensors

Engineered for use with stepper motor gauges, sensors are offered individually for replacement or for installation in spare engines.

Part No.	Description
LON52-43500	Water Temperature, 100°-280°F
LON52-43505	Water or Oil Temperature, 100°-340°F
LON52-43520	Oil Pressure, 0-100 PSI
LON52-43530	Pressure Sensor Wire
LON52-43532	Pressure Sensor Wire Harness, 0-15 PSI
LON52-43534	Pressure Sensor Wire Harness, 0-100 PSI



Digital Memory Tachometers

Extremely accurate digital tachometers have high-RPM warning light and easy recall function. Weigh only 1-1/2 oz.



Part No.	Description
LON52-44391	0-10,000 RPM Tachometer
LON52-44402	0-19,000 RPM Tachometer, Ideal for Quarter Midgts

Gagelites Engine Warning Light Systems

Bright indicator light warns of problems, helping to save expensive engine parts. Kits include sender, light, wire, terminals, and fittings.



Sender Part No.	Kit Part No.	Description	Pipe Thread Size
LON52-43080	LON52-40000	20 PSI Low Oil Press.	1/8" NPT
LON52-43000	LON52-40100	15-50 PSI Adj. Oil Press.	1/8" NPT
LON52-43241	LON52-40141	Low Water Press.	1/8", 1/4" NPT
LON52-43250	LON52-40150	230°F High Water Temp.	1/2" NPT
LON52-43252	LON52-40152	230°F High Water Temp.	3/8" NPT
LON52-43300	—	250°F High Water Temp.	1/2" NPT
LON52-43350	LON52-40350	270°F High Oil Temp.	1/2" NPT
LON52-43020	LON52-40250	2-7 PSI Adj. Low Fuel Press.	1/8" NPT
LON52-43021	—	4 PSI Low Fuel Press.	1/8" NPT

Low Oil Pressure Ignition Shut-Off Switch LON52-43600

If oil pressure drops below 12 PSI, ignition shuts down and engine cannot start until pressure is back up. Prevents engine damage. Use with momentary toggle switch LON52-45462.



HD Electrical 16-Gauge Wire LON52-44956 **NEW!**

High-temperature, silicone-insulated wire helps provide safe, clean electrical system wiring. Sold in 15' long roll. Red.



Hot Lap GPS-Triggered in-Car Timer LON52-21730

In-car timing system delivers lap times instantly on a 3" backlit graphic display, allowing the driver to quickly find the best line around the track. GPS-triggered unit provides precise, accurate readings, eliminating the need to install IR beacons beside the track. Record up to 200 laps, while displaying the best lap and elapsed time differences between the last and best laps. Use track mapping function to divide track into timed segments to see where the car is fast or needs improvement.



Weatherproof Switch Cover LON52-45300 **NEW!**

Prevents moisture, dirt or contaminants from penetrating toggle switch.



Switch Panel Replacement Pilot Light LON52-42300 **NEW!**

Replacement, red pilot light includes necessary connectors.



Switch Panels

Switch panels are assembled and wired using the same color code as Longacre gauge panels for an easy-to-understand, professional installation. Panels are fitted with heavy-duty 12-volt, 40-amp ignition switches, HD start buttons, high-capacity wire, and heat-shrunk terminals. Choose from lightweight black anodized aluminum or real carbon fiber panels.



Part No.	Description
Black Anodized Aluminum Switch Panels	
LON52-44861	Ignition Switch and Starter Button
LON52-44863	Ignition Switch with Flip Cover, Starter Button, and Pilot Lights
LON52-44865	Ignition Switch, Starter Button, Pilot Lights, and Four Accessories
LON52-44866	Ignition Switch, Starter Button, Pilot Lights, and Single Accessory
LON52-44867	Ignition Switch with Flip Cover, Starter Button, Pilot Lights, and Two Accessories
LON52-44869	Ignition Switch with Flip Cover, Starter Button, Pilot Lights, and Four Accessories
LON52-44871	Ignition Switch with Flip Cover, Starter Button, Pilot Lights, and Master Disconnect
Carbon Fiber Switch Panel	
LON52-44535	Ignition Switch with Flip Cover, Starter Button, Pilot Lights and Two Accessories

Heavy-Duty 40-Amp Switches

Switches have silver-plated contacts, solid brass mechanisms, and tough phenolic bodies. Choose from standard or weatherproof switches. Weatherproof switches are built to hold up to the rigors of dirt oval track applications.



Description	Standard	Weatherproof
Ignition Switch with Weatherproof Switch Cover (or Mag Kill Switch)	LON52-45420	LON52-45423
Ignition Switch, Three Terminals	LON52-45430	—
Starter Button with Weatherproof Rubber Cover	LON52-45460	LON52-45466
Starter Switch, Momentary Toggle with Weatherproof Switch Cover	LON52-45462	—
Ignition Switch with Aircraft Safety Switch Cover (or Mag Kill Switch)	LON52-45470	—
Ignition/Start Combination with Aircraft Safety Switch Cover	LON52-45490	—
Aircraft Safety Switch Cover Only	LON52-45370	—

110V Flange Mount Connection LON52-45662 **NEW!**

Eases the connection of engine oil heaters.



Brake Balance Gauge Panels

Gauge panels include 0-1,500 PSI brake pressure gauges with bleeders that are installed into a lightweight, black anodized aluminum panel.



Part No.	Description
Mini Brake Balance Gauge Panel	
LON52-44124	1-1/2" Gauges, 4" x 3-5/8" Panel
Brake Balance Gauge Panel NEW!	
LON52-44134	2-1/2" Gauges, 7" x 3-5/8" Panel



Brake Pressure Kits

Check front-to-rear brake pressures and set brake bias for best performance. Kit includes two pressure gauges in a foam-lined silver case.



Part No.	Description
LON52-44145	1/4"-28
LON52-44147	10mm-1.5 (GM Metric) NEW!

15" Aluminum Fat Grip Steering Wheel

LON52-56809 **NEW!**

Steering wheel has a 15" diameter and 2-3/4" dish depth, and incorporates a thicker rim for improved grip and reduced wrist strain.



Smooth Grip Steering Wheels

Longacre offers a variety of aluminum- or steel-spoked steering wheels with smooth black, blue, or red grips.

Part No.	Size	Color
Aluminum Spoked Steering Wheels		
LON52-56801	15"	Black
LON52-56803	15"	Blue
LON52-56811	17"	Black
LON52-56830	13"	Black
Steel Spoked Steering Wheels		
LON52-56841	15"	Black
LON52-56851	17"	Black



LON52-56801

Ultra-Lightweight Uncoated Aluminum Steering Wheels

Approximately half the weight of standard wheels, aluminum steering wheels feature drilled and shot-peened rims for improved grip. Offered with flat or 2-1/2" dish depth.



Part No.	Description
14" Aluminum Steering Wheels	
LON52-56833	Black, 2-1/2" Dish NEW!
LON52-56835	Plain, 2-1/2" Dish NEW!
15" Aluminum Steering Wheels	
LON52-56837	Plain, 2-1/2" Dish
LON52-56838	Black, 2-1/2" Dish
LON52-56866	Plain, Flat NEW!
LON52-56867	Black, Flat NEW!

Steering Wheel Quick Disconnects

Steering wheel quick disconnects ease driver cockpit entry and exit. Offered in spline or hex hub designs, unit welds to steering shaft.



Part No.	Description
LON52-56600	Hex Hub, Welds to 5/8" or 3/4" Steering Shaft
LON52-56605	Splined Hub, Welds to 3/4" Steering Shaft

Compact Radio Box

LON52-22560 **NEW!**

Lightweight aluminum unit accommodates the latest small radios. Radio box includes internal padding and Velcro straps to hold the radio securely. Clamps directly to 1-3/4" roll cage tubing.



High-Density Roll Bar Padding

Padding provides maximum energy absorption and uses a pre-tape adhesive for installation. Fits 1-1/2" to 1-3/4" tubing, and is available in conventional or streamlined "mini" style (improves line of sight and reduces blind spots). Offered in black or red, in 3' lengths.



Part No.	Description
Roll Bar Padding	
LON52-65162	Black, 3'
"Mini" Roll Bar Padding	
LON52-65182	Black, 3'
LON52-65184	Red, 3'

SFI-Embossed Roll Bar Padding

LON52-65169 **NEW!**


Fire-resistant SFI 45.1 roll bar padding will not melt or drip in the event of a fire. Padding offers both maximum energy absorption and flame retardation. Fits roll cage tubing from 1-1/2" to 1-3/4". Sold in 36" length. Black only.



Aluminized Insulation Cloth

LON52-64150

Aluminized on one side for heat reflection and silicone coated on the other for added insulation, specialized cloth is great for fire-walls and floorboards, etc. Heat-resistant to 600°F, 58" x 24" cloth can be cut to shape with scissors.



Billet Rear End Breather Kit **NEW!**

Kit prevents gear lubricant from blowing out differential vent and onto the racing surface. Easily installed, kit includes clamp-on bracket, vent hose and necessary hardware.



Part No.	Description
LON52-22568	For 1-3/4" Dia. Tubing
LON52-22569	For 1-1/2" Dia. Tubing

Magnetic 3/8" NPT Drain Plug **NEW!**

LON52-33320

Common to most popular transmissions or differentials, 3/8" NPT magnetic drain plug traps ferrous particles, preventing equipment contamination.



Stainless Steel Header Exhaust Wrap Locking Ties
LON52-47840 NEW!

Heat-resistant, stainless steel locking tires are effective in retaining exhaust header wrap. Includes (8) 8" long stainless ties.



Trailer Hitch Bumper LON52-65885

High-density pad attaches to trailer hitch, preventing painful knee or shin contact. Specialized bumper is secured with wire ties, doesn't interfere with normal trailer use, and fits most hitches.



Digital Shock Inflator

Shock inflator has a digital 0-300 PSI gauge and an extra-long hose to allow filling shocks on car. Inflator connects directly to nitrogen line to quickly fill and bleed shocks. A special chuck prevents pressure loss and inaccurate settings.



Part No.	Description
LON52-50473	Digital Shock Inflator
LON52-50483	Digital, Less Fill Hose
LON52-50493	Basic, Less Fill Hose

Spark Plug Viewer
LON52-50884

Specially-lighted viewer allows scrutinizing spark plugs to determine correct jetting for maximum horsepower. May be purchased separately, or complete with spark plug holder.



Part No.	Description
LON52-50884	Viewer Only
LON52-50885	Holder Only
LON52-50886	Viewer and Holder

Digital Valve Spring Tester
LON52-73511 NEW!

Heavy-duty tester includes the ability to test valve spring pressure from 0-1,400 lbs. in 1-lb. increments, and travel from 0" - 4.000" in .001" [fix inch marks] increments. Accurate within 1/10 of 1% on both pressure and travel. Quick and easy to use, tester runs on 110 volts or a rechargeable battery. Sold complete with charger. Batteries (CR2032) not included.



Engine Compression Tester
LON52-73025 NEW!

Determine cylinder condition quickly without the need for compressed air. Gauge reads 0-300 PSI.




Short Pit Socket LON52-68525 NEW!

Durable billet SAE 4340 steel pit socket is double heat treated, and designed to instantly kick out lug nuts for quicker pit stops. Made for use with 1/2" drive impact.



Oil Filter Cutter LON52-77750

Rigid billet aluminum, easy-to-use tool quickly cuts open oil filters for inspection to spot potential engine problems.



Engine Leakdown Tester
LON52-73010

Verify piston ring, head gasket, and valve condition. Easy-to-use tool includes fitting and hose assembly to test most engines.



Digital Engine Leakdown Tester
LON52-73014

Much more accurate compared to traditional testers, reading critical leakdown to just .5%. Backlit gauges ease readability. Sold complete with 14mm spark plug connector, hose, and silver carrying case.



Lined Hard Cases NEW!

Heavy-duty, lined hard cases are ideal for storing drills, stopwatches, tire gauges, etc. Choose from two sizes.



Part No.	Description
LON52-50512	8-1/4" x 4-1/8" x 3-1/8"
LON52-50518	9-1/2" x 7" x 1-3/4"

Billet Coil-Over Wrench
LON52-22589 NEW!

Specialized tool is constructed from billet aluminum to prevent damage to coil-overs during adjustment. Comfortable, ergonomically designed tool allows eased adjustments.



Brake Fluid Bleed Bottle Kits NEW!

Brake bleeder bottles include magnets to secure bottle to chassis and prevent fluid spillage. Choose from kits with one or two bottles.



Part No.	Description
LON52-45200	(2) Bottles, Hose, and Wrench
LON52-45202	(1) Bottle, Hose, and Wrench



High-Performance Racing Only Motor Oil

Perfect for high-RPM, high-horsepower engines, oils incorporate lubricity and anti-seize agents for maximum engine protection, while reducing power-robbing drag. Offered in conventional, synthetic, and semi-synthetic formulas.



Description	1-Qt. Bottle	1 Case (6) 1-Qt. Bottles	5-Qt. Bottle	1 Case (3) 5-Qt. Bottles
5W-20 Synthetic	LUC10883	LUC10883-6	LUC10884	LUC10884-3
10W-30 Synthetic	—	—	LUC10611	LUC10611-3
10W-30 Conventional	LUC11016	LUC11016-6	LUC11017	LUC11017-3
10W-40 Synthetic	LUC10942	LUC10942-6	LUC10911	LUC10911-3
10W-40 Semi-Synthetic	LUC10943	LUC10943-6	LUC10913	LUC10913-3
20W-50 Synthetic	LUC10615	LUC10615-6	LUC10616	LUC10616-3
20W-50 Semi-Synthetic	LUC10306	LUC10306-6	LUC10378	LUC10378-3
20W-50 Conventional	LUC10620	LUC10620-6	—	—

Synthetic Motor Oils

A formulation of top-quality synthetic bases and exclusive high-performance additives delivers extra protection, reduced drag, better fuel mileage, and more horsepower for racing use. Sold in one-quart bottles or in cases.

Description	1-Qt. Bottle	1 Case (6) 1-Qt. Bottles
0W-30	LUC10179	LUC10179-6
5W-20	LUC10082	LUC10082-6
5W-30	LUC10049	LUC10049-6
5W-50	LUC10101	LUC10101-6
10W-30	LUC10050	LUC10050-6
20W-50	LUC10054	LUC10054-6
20W-50	LUC10054	LUC10054-6



Engine Break-in Oil

Lubricants include higher levels of zinc and phosphorus for maximum engine protection, particularly critical during initial break-in. Requires no additional additives, and delivers superior performance prior to switching over to conventional or synthetic lubricants.

	1-Qt. Bottle	5-Qt. Bottle	1 Case (6) 1-Qt. Bottles	1 Case (3) 5-Qt. Bottles
5W-20				
LUC11033	LUC11033-6	LUC11034	LUC11034-3	
20W				
—	—	LUC10627	LUC10627-3	
30W				
LUC10630	LUC10630-6	LUC10631	LUC10631-3	
20W-50				
—	LUC10635-6	LUC10636	LUC10636-3	



CK-4 Heavy-Duty Diesel Motor Oil **NEW!**

Lubricant is blended with API Group II and Group III base oils along with an advanced additive package, resulting in improved engine performance, lower oil consumption, high-temperature stability, extended oil changes and longer engine life. Sold in one-gallon containers, or in cases.



Description	1-Quart Bottle	1 Case (4) 1-Gallon Containers
Synthetic Blend 10W-30	LUC10282	LUC10282-4
Magnum (Petroleum) 15W-40	LUC10287	LUC10287-4

Plus High-Performance Motor Oil

Extra additives protect against wear and scuffing, while a protective film assures a "wet" start every time. Resistant to breakdown caused by alcohol contamination. Sold in one-quart bottles, one-gallon containers, 2.5-gallon containers, 5-gallon pails, and in cases.



	1-Qt. Bottle	1 Case (6) 1-Qt. Bottles	5-Gallon Container
5W-20			
LUC10516	LUC10516-6	—	
5W-30			
—	LUC10474-6	—	
10W-30			
LUC10276	LUC10276-6	—	
10W-40			
LUC10275	LUC10275-6	—	
20W-50			
LUC10252	LUC10252-6	LUC10257	
30W			
LUC10053	LUC10053-6	—	

Power Steering Fluid **NEW!**

Fluid is formulated with the finest base oils and a proprietary additive package that helps provide smooth, quiet power steering operation. Lubricant additionally improves steering response and feel, preventing fading and foaming in high performance driving situations. Sold in 16-oz. bottles, or in cases.

Description	16-oz. Bottle	1 Case (12) 16-oz. Bottles
Power Steering Fluid	LUC10442	LUC10442-12



Racing Gear Oil

Racing gear oil offers superior thermal stability, while specialized anti-wear agents and additives provides reduced heat, wear, and drag. L9 is designed for differentials and transmissions.

Description	1-Qt. Bottle	1 Case (12) 1-Qt. Bottles
L9, Differentials/Transmissions	LUC10456	LUC10456-12



80/90 and 85/140 Plus Gear Oils

Formulated with anti-wear and anti-seize agents to lengthen component life. 85/140 Plus Gear Oil is recommended for stopping leaks and reducing lash in worn gear sets. Sold in one-quart bottles, one-gallon containers, or in cases.

	1-Qt. Bottle	1 Case (12) 1-Qt. Bottles	1-Gallon Container	(4) 1-Gallon Containers
85/140 Plus				
LUC10043	LUC10043-12	LUC10046	LUC10046-4	
85/140 Plus				
LUC10042	LUC10042-12	LUC10045	LUC10045-4	





75/90 and 75/140 Synthetic Gear Oils

Pure synthetic, non-foaming gear oils with additives to resist "squeezing out" under extreme pressure. Formulated specifically for high-performance or heavy-duty use. Sold in one-quart bottles, one-gallon containers or in cases.

1-Qt. Bottle	1 Case (12) 1-Qt. Bottles	1-Gallon Container	(4) 1-Gallon Containers
75/90			
LUC10047	LUC10047-12	LUC10048	LUC10048-4
75/140			
LUC10121	LUC10121-12	LUC10122	LUC10122-4



Extreme-Duty Contact Cleaner

Aerosol contact cleaner uses a unique blend of solvents, cleaning agents, and propellants to remove oil, dirt, and moisture from electrical contacts in electrical equipment, controls, ignition systems, motors, relays, and thermostats. Non-chlorinated, CFC-free, and VOC-compliant formula dries quickly and leaves no residue. Great for motorsports applications exposed to high levels of dust, oil, and debris. In 14-oz. cans or in cases.

11-oz. Aerosol Can	1 Case (12) 11-oz. Aerosol Cans
LUC10799	LUC10799-12



Heavy-Duty Oil Stabilizer

Stabilizer is formulated to eliminate dry starts, resist thermal breakdown, and reduce smoke, leaks, knocks, and blow-by. May also be used in transmissions, differentials, and transfer cases to reduce heat and noise. Sold in one-quart bottles, one-gallon containers, or in cases.

1-Qt. Bottle	1 Case (12) 1-Qt. Bottles	1 Gallon Container	(4) 1 Gallon Containers
LUC10001	LUC10001-12	LUC10002	LUC10002-4



Red "N" Tacky Grease

Red "N" Tacky lithium 12-OH grease features inhibitors to fight rust and oxidation while extreme pressure additives withstand heavy loads. Offered in conventional or new aerosol formulas to ease application.

14.5-oz. Cartridge	(30) 14.5-oz. Cartridge	11-oz. Aerosol
LUC10005	LUC10005-30	LUC11025



Pure Synthetic Oil Stabilizer

Originally designed for racing use with synthetic oil, stabilizer reduces frictional heat and wear in engines, transmissions, and differentials for increased horsepower and fuel mileage. Sold in one-quart bottles, one-gallon containers, or in cases.

1-Qt. Bottle	1 Case (12) 1-Qt. Bottles	1-Gallon Container	(4) 1-Gallon Containers
LUC10130	LUC10130-12	LUC10131	LUC10131-4



X-Tra Heavy-Duty Grease

Sheer, stable lubricant has exceptional extreme pressure and water resistance. Exceeds OE "Lube For Life" specifications. Sold in 1-lb. tubs or in cases.

1-lb. Tub	(12) 1-lb. Tubs (1 Case)
LUC10330	LUC10330-12



Low-Viscosity Oil Stabilizer **NEW!**

Premium, synthetic oil treatment provides significant improvement in anti-wear, friction reduction, oxidation inhibition, and dispersancy, which helps reduce sludge, varnish and carbon.

12-oz. Bottle	1 Case (12) 12-oz. Bottles
LUC11097	LUC11097-12



4-oz. Bottle	1 Case (12) 4-oz. Bottles	8-oz. Bottle	1 Case (12) 8-oz. Bottles
LUC10152	LUC10152-12	LUC10153	LUC10153-12



Engine Break-in Oil Additive

Specially formulated with increased levels of zinc, oil additive protects camshafts, lifters, and valve train components during critical break-in period. May also be used to prevent premature engine wear. Sold in 16-oz. bottle or in cases.

(1) 16-oz. Bottle	1 Case (12) 16-oz. Bottles
LUC10063	LUC10063-12



Anti-Gel Cold Weather Diesel Treatment

Fuel additive prevents diesel and bio-diesel fuels from gelling or thickening in cold-weather conditions, eliminating cold filter plugging by ULSD or biofuels.

1-Qt. Bottle	1 Case (12) 1-Qt. Bottles	1 Half-Gallon	(6) Half-Gallons 1 Case
LUC10865	LUC10865-12	LUC10866	LUC10866-6



Transmission Fix LUC10009

A blend of thermally-stable petroleum extracts formulated to seal leaks and prevent slippage and rough shifts in auto or manual transmissions. 24-oz. bottle.

Super Coolant

Scientifically formulated to offer the ultimate in protection to cooling systems from rust, corrosion and electrolysis, while lowering coolant temperatures up to 20°F for racing applications, add two bottles to straight water coolant for maximum temperature reduction. Sold in 16-oz. bottle or in cases.

16-oz. Bottle	1 Case (12) 16-oz. Bottles
LUC10640	LUC10640-12



Diesel Deep Clean

Diesel Deep Clean allows fuel to burn cleaner, eliminating much of the particulate matter that accumulates in both the fuel filter and exhaust. Fuel additive additionally cleans fuel injectors and debris that is trapped within the fuel filter.

16-oz. Bottle	1 Case (12) 16-oz. Bottles
LUC10872	LUC10872-12



Slick Mist

Slick Mist is a polymer paint gloss intensifier, which can also be used on glass, chrome, and vinyl decals. Just spray it on a wet or dry surface and wipe off for a superior shine. Sold in 24-oz. bottle or in cases.

24-oz. Bottle	1 Case (6) 24-oz. Bottle
LUC10160	LUC10160-6





Slick Mist Detailing Kit

All-in-one auto detailing kit includes (1) can of Interior Detailer, (1) can of Tire & Trim Shine, (1) can of Speed Wax, microfiber towel, and tire sponge. Speed Wax functions both as a wax and quick detail spray. Interior Detailer cleans and protects interior surfaces including plastic, vinyl, leather, rubber, and metal, while Tire & Trim Shine delivers a "like-new" shine to tires.



Detailing Kit	1 Case (4) Detailing Kits
LUC10558	LUC10558-4

Penetrating Oil Aerosol **NEW!**

Aerosol penetrating oil loosens rusted nuts and bolts, while powerful corrosion inhibitors and wetting agents ensure protection to parts exposed to the elements. Evaporation is slow, resulting in a tenacious film that fights rust and corrosion.



11-oz. Aerosol	1 Case (12) 16-oz. Aerosol
LUC11043	LUC11043-12

Multi-Purpose Parts Cleaner and Degreaser **NEW!**

The perfect multi-purpose product for garages or shops, product cleans and degreases carburetors, brake calipers, rotors, throttle bodies and other unpainted metal parts. Product contains no CFC's or solvents, and is 50-state VOC compliant.



16-oz. Aerosol	1 Case (12) 16-oz. Aerosol
LUC11115	LUC11115-12

Complete Engine Treatment **NEW!**

Unique formulation may be added to fuel or engine oil. When added to fuel, product cleans and lubricates all fuel system components, improving both fuel and combustion efficiency. When added to the engine oil, treatment helps improve oil flow in cold weather, while forming a protective barrier against heat and friction. For use in all types of engines. Sold in 16-oz. bottles, or in cases.



16-oz. Bottle	1 Case (12) 16-oz. Bottles
LUC10016	LUC10016-12

MagnaFuel

"Y" Fittings

Sleek "Y" fittings with AN connections ease plumbing and reduce weight.

Part No.	Single	Double
MRFMP-6266	-6AN	-6AN
MRFMP-6286	-8AN	-6AN
MRFMP-6288	-8AN	-8AN
MRFMP-6208	-10AN	-8AN
MRFMP-6220	-12AN	-10AN



Fuel Logs

Lessens restriction and evens out fuel distribution.

Part No.	Description
MRFMP-7600-02	Double Port, -10AN Ports
MRFMP-7600-03	Triple Port, -10AN Ports



MRFMP-7600-03

AN Flare-to-Port Adapters

Part No.	AN Size	Port Size
MRFMP-3012	-6AN	-6AN
MRFMP-3022	-6AN	-8AN
MRFMP-3017	-8AN	-10AN
MRFMP-3019	-10AN	-12AN
MRFMP-3009	-12AN	-12AN



MAHLE®

Performance Piston Ring Sets

Mahle performance piston rings, developed with innovative computer simulation and development tools, include barrel-faced, plasma moly/ductile iron top rings, cast iron reverse-twist second rings, and conventional three-piece oil rings. Require file fitting.

Part No.	Bore	Top Ring	2nd Ring	Oil Ring	Oil Ring Tension
MAH4035ML-043	4.025"	.043"	.043"	3.0mm	Low
MAH4035ML	4.030"	1/16"	1/16"	3/16"	Low
MAH4035MS	4.030"	1/16"	1/16"	3/16"	Standard
MAH4035MS-15	4.030"	1.5mm	1.5mm	3.0mm	Standard
MAH4035ML-043	4.030"	.043"	.043"	3.0mm	Low
MAH4035MS-112	4.030"	1.0mm	1.0mm	2.0mm	Low
MAH4040ML-043	4.035"	.043"	.043"	3.0mm	Low
MAH4045ML	4.040"	1/16"	1/16"	3/16"	Low
MAH4045MS-15	4.040"	1.5mm	1.5mm	3.0mm	Standard
MAH4045ML-043	4.040"	.043"	.043"	3.0mm	Low
MAH4055ML-043	4.050"	.043"	.043"	3.0mm	Low
MAH4065ML-043	4.060"	.043"	.043"	3.0mm	Low
MAH4070ML-043	4.065"	.043"	.043"	3.0mm	Low
MAH4130MS-15	4.125"	1.5mm	1.5mm	3.0mm	Standard
MAH4160MS-15	4.155"	1.5mm	1.5mm	3.0mm	Standard
MAH4170MS-15	4.165"	1.5mm	1.5mm	3.0mm	Standard





Power Pak 305 SB Chevy Powerpak Piston and Ring Kit

Mahle has redesigned the very successful 305 ci small block Chevy flat-top Powerpak piston assembly with shallower 3cc pockets for increased compression. Designed for racing classes requiring four-valve relief pistons. Made from forged high-silicone, low-expansion 4032 aluminum alloy. Pistons are hand deburred with radius valve pockets, forced pin oiling, performance-coated, Grafal skirt coating, high-quality German steel pins, reliable round wire locks, and lighter weight 0.043", 0.043", 3.0mm piston rings.

Part No.	Bore	CID	Stroke	Rod Length	C/R 64cc
MAH930204566	3.766"	310	3.480"	5.700"	9.5:1
MAH930204576	3.776"	312	3.480"	5.700"	9.6:1
MAH930204596	3.796"	315	3.480"	5.700"	9.7:1
Gas Ported/Asymmetrical Valve Pockets					
MAH930205566	3.766"	310	3.480"	5.700"	9.7:1
MAH930205576	3.776"	312	3.480"	5.700"	9.8:1
MAH930205586	3.786"	313	3.480"	5.700"	9.8:1
MAH930205596	3.796"	315	3.480"	5.700"	9.9:1



Power Pak Domed Piston Kits

Forged, domed pistons with radiused valve pockets are machined for 1.5mm top, 1.5mm second, and 3.0mm oil rings. Sets of eight include wrist pins, locks, and performance piston rings. **Notes: In addition to the rod and stroke combinations listed with each part number, other rod/stroke combinations may work. Compression ratios are based on a 64cc combustion chamber.**

Part No.	Bore	Stroke	Rod Length	Comp. Height	Dome Volume	Comp. Ratio
Small Block Chevy						
MAH930207930	4.030"	3.48"/3.50"	6.000"	1.250"	11cc	13.0:1
MAH930208130	4.030"	3.48"/3.50"	6.125"	1.125"	11cc	13.0:1
MAH930207960	4.060"	3.48"/3.50"	6.000"	1.250"	11cc	13.0:1
MAH930212525	4.125"	3.750"	6.000"	1.125"	4cc	13.0:1
MAH930212555	4.155"	3.750"	6.000"	1.125"	4cc	13.0:1
MAH930212565	4.165"	3.48"/3.50"	6.125"	1.125"	4cc	12.3:1
MAH930208265	4.165"	3.750"	6.000"	1.125"	11cc	14.3:1



Plasma-Moly File-Fit Piston Ring Sets

Mahle Original rings reduce friction, increase power output, reduce oil consumption, and last longer. File fit sets include eight ductile iron plasma-moly top rings, THG (tapered hook groove) second compression rings, and CP-20 oil control rings. Ring sets include standard-tension oil rings unless specified.



Part No.	Bore Size	Top Ring	Second Ring	Oil Ring
M77315-0005.005 *	4.000"	1/16"	1/16"	3/16" (Low Tension)
M77315-0036.025	4.020"	1/16"	1/16"	3/16"
M77315-0036.035	4.030"	1/16"	1/16"	3/16"
M77315-0005.035 *	4.030"	1/16"	1/16"	3/16" (Low Tension)
M77315-0034.045	4.040"	5/64"	5/64"	3/16"
M77315-0036.045	4.040"	1/16"	1/16"	3/16"
M77315-0005.045 *	4.040"	1/16"	1/16"	3/16" (Low Tension)
M77315-0036.065	4.060"	1/16"	1/16"	3/16"
M77315-0005.065 *	4.060"	1/16"	1/16"	3/16" (Low Tension)
M77315-0073.005 †	4.125"	1/16"	1/16"	3/16"
M77315-0032.005	4.125"	1/16"	1/16"	3/16"
M77315-0032.025	4.145"	1/16"	1/16"	3/16"
M77315-0004.035 *	4.155"	1/16"	1/16"	3/16" (Low Tension)
M77315-0032.035	4.155"	1/16"	1/16"	3/16"
M77315-0032.045	4.165"	1/16"	1/16"	3/16"

* Reduced radial wall tension

† Fire-Power ring set with PC479 top rings.

Plasma-Moly Standard-Gap Piston Ring Sets

Same quality as file-fit rings, but ready to install. Sets are only available with standard-tension oil rings.



Part No.	Bore Size	Top Ring	Second Ring	Oil Ring
M77315-0036.030	4.030"	1/16"	1/16"	3/16"
M77315-0049.030 *	4.030"	1/16"	1/16"	3mm (Low Tension)
M77315-0033.030	4.030"	1/16"	1/16"	1/8"
M77315-0036.040	4.040"	1/16"	1/16"	3/16"
M77315-0049.040 *	4.040"	1/16"	1/16"	3mm (Low Tension)

* Reduced radial wall tension.



Tanner Thorson

Mike Reusche



Suspension Components Swaged Aluminum Radius Rods

Swaged aluminum radius rods have 5/16" or 5/8" thread with knurling on each end.



Length	5/16" Thread .5" O.D.	5/8" Thread 1.00" O.D.	5/8" Thread 1.125" O.D.	5/8" Thread 1.250" O.D.
7"	MWASRE5-7-POL	—	—	—
7.5"	MWASRE5-7.5-POL	—	—	—
8"	MWASRE5-8-POL	—	—	—
8.25"	MWASRE5-8.25-POL	—	—	—
8.5"	MWASRE5-8.5-POL	—	—	—
9"	MWASRE5-9-POL	—	—	—
9.25"	MWASRE5-9.25-POL	—	—	—
10"	MWASRE5-10-POL	—	—	—
10.25"	MWASRE5-10.25-POL	—	—	—
11	MWASRE5-11-POL	—	—	—
11.75"	MWASRE5-11.75-POL	—	—	—
12"	MWASRE5-12-POL	—	—	—
12.25"	MWASRE5-12.25-POL	—	—	—
13"	MWASRE5-13-POL	—	—	—
14"	MWASRE5-14-POL	MWASR-14-POL	—	—
14.25"	MWASRE5-14.25-POL	—	—	—
14.5"	MWASRE5-14.5-POL	—	—	—
15"	MWASRE5-15-POL	—	—	—
15.25"	MWASRE5-15.25-POL	—	—	—
15.5"	MWASRE5-15.5-POL	—	—	—
16"	MWASRE5-16-POL	MWASR-16-POL	—	—
17"	MWASRE5-17-POL	MWASR-17-POL	—	—
18"	—	MWASR-18-POL	MWASR-18L-POL	—
18.5"	—	—	MWASR-18.5L-POL	—
18.75"	MWASRE5-18.75-POL	—	—	—
19"	—	MWASR-19-POL	MWASR-19L-POL	—
19.5"	MWASRE5-19.5-POL	—	MWASR-19.5L-POL	—
20"	—	MWASR-20-POL	—	—
20.25"	MWASRE5-20.25-POL	—	—	—
20.5"	MWASRE5-20.5-POL	MWASR-20.5-POL	MWASR-20.5L-POL	—
21"	—	MWASR-21-POL	MWASR-21L-POL	—
21.5"	—	MWASR-21.5-POL	MWASR-21.5L-POL	—
22"	—	MWASR-22-POL	MWASR-22L-POL	—
22.5"	—	MWASR-22.5-POL	MWASR-22.5L-POL	—
23"	—	MWASR-23-POL	MWASR-23L-POL	—
23.5"	—	MWASR-23.5-POL	MWASR-23.5L-POL	—
24"	—	MWASR-24-POL	MWASR-24L-POL	—
24.5"	—	MWASR-24.5-POL	—	—
25"	—	MWASR-25-POL	MWASR-25L-POL	—
26.5"	—	—	MWASR-26.5L-POL	—
27"	—	—	MWASR-27L-POL	—
28"	—	—	MWASR-28L-POL	—
29"	—	—	—	MWASR125-29-POL
36"	—	—	—	MWASR125-36-POL
37"	—	—	—	MWASR125-37-POL
38"	—	—	—	MWASR125-38-POL
39"	—	—	—	MWASR125-39-POL
40"	—	—	—	MWASR125-40-POL
41"	—	—	—	MWASR125-41-POL
42"	—	—	—	MWASR125-42-POL
43"	—	—	—	MWASR125-43-POL
45"	—	—	—	MWASR125-45-POL
46"	—	—	—	MWASR125-46-POL
47"	—	—	—	MWASR125-47-POL
48"	—	—	—	MWASR125-48-POL
49"	—	—	—	MWASR125-49-POL
50"	—	—	—	MWASR125-50-POL

Front End And Steering Components Front Axles



MWAF250-50-CHPC

Part No.	Description
MWAF250-50-CHPC	50" Front Axle, 2-1/2"
MWAF250-50-BKPC	50" Front Axle, 2-1/2", Black

Spindle with Straight Steel Snout

Part No.	Description
MWASP-325F	Aluminum
MWASP-325F-BKPC	Black
Replacement Part	
MWASB-859	King Pin Bushings, .859" for Sprint Spindles.



MWASP-325F-BKPC

Torsion Arms, Stops, and Bushings



Part No.	Description
Torsion Arms	
MWATA-17A	Front Torsion Arm, LW 17" with 10° of Angle
MWATA-190S	Front Torsion Arm, "S"-Bend
Bronze Bushings	
MWABB-095	Torsion Bushing, .095" Tubes
MWABB-120	Torsion Bushing, .120" Tubes
Delrin® Plastic Bushings	
MWADB-095	Torsion Bushing, .095"
MWADB-120	Torsion Bushing, .120"

MWATA-17A



MWADB-120



MWADB-095

"T-Bar" Torsion Bars



Part No.	Description
MWATB30-975	4340 Torsion Bar, 975 lbs.
MWATB30-1000	4340 Torsion Bar, 1000 lbs.
MWATB30-1025	4340 Torsion Bar, 1025 lbs.
MWATB30-1050	4340 Torsion Bar, 1050 lbs.

Steering Arms



MWACSA-375L



MWASA-375

Part No.	Description
MWACSA-375L	Combo Steering Arm, 3-3/4", Left
MWASA-325	Steering Arm, 3-1/4"
MWASA-375	Steering Arm, 3-3/4"



Drivetrain Components

Tubular Steel Driveshaft MWADS-30H



Lightweight and exceptionally strong, tubular 4340 steel driveshaft is 30" long.

Engine Components

Throttle Linkage and Arms



Part No.	Description
MWATH-312	Throttle Arm, 5/16"
MWATH-375	Throttle Arm, 3/8"
MWATLK-1E	Throttle Linkage Kit, Eagle

Chassis Components

Sprint Car Birdcage Bearings

Part No.	Description
MWA6014-2RS	Birdcage Bearing
MWA6214-2RS	Large Birdcage Bearing



13-1/2" Tubular Jacobs Ladder

MWATJL-13.5-CHPC



Front Wing Posts



Part No.	Description
MWAFWP-200-3/OS-POL	Front Wing Post, Bent, 1"

Aluminum Shock Pin Kit

MWASHP-100-KIT

Fits Maxim and Triple XXX cars.



Aluminum Jam Nuts

Part No.	Description
MWAAJN-10L	5/8" I.D. x 3/4" O.D., Left Hand
MWAAJN-10R	5/8" I.D. x 3/4" O.D., Right Hand



Drivetrain Components - Cont.

Midget Steering Components

M&W Aluminum offers a complete line of Midget steering components and suspension parts. Lightweight and durable, all components listed are manufactured from premium 2024 aluminum.



MWAPA-15



MWAMID-SA3

Part No.	Description
MWAPA-15	Pitman Arm, 15" Long
MWAMID-SA3	Single Steering Arm
MWAMID-RRTA-12.5-2.5	Right Rear Torsion Arm, 2-1/2" Offset

Midget Birdcages MWAMID-BC-200

Engineered exclusively for use on popular Midgets, M&W's Birdcages are fully CNC-machined from durable billet 6061 aluminum and incorporate an adjustable design. Sold in pairs, left birdcage includes a single-row bearing, while right unit features a double-row bearing. Inserts are also available for left and right birdcages.




Part No.	Description
MWAMID-BCI-1	Single (Left) Bearing Birdcage Insert for 31 Spline Axles
MWAMID-BCI-2	Double (Right) Bearing Birdcage Insert for 31 Spline Axles
MWA5011-2RS	Birdcage Bearing Double Row for Midget Cages
MWA6011-2RS	Birdcage Single Row Bearing for Midget Cages

Rear Sprockets

Mini/Micro Sprint rear sprockets are manufactured from 7075-T6 aluminum. Available in 5.25" or 6.43" bolt circle. Uses a 520 chain.

Part No.	Description	Part No.	Description
5.25" Bolt Circle		6.43" Bolt Circle	
MWASP520-525-38T	Rear Sprocket 38T	MWASP520-643-45T	Rear Sprocket 45T
MWASP520-525-42T	Rear Sprocket 42T	MWASP520-643-47T	Rear Sprocket 47T
MWASP520-525-43T	Rear Sprocket 43T	MWASP520-643-48T	Rear Sprocket 48T
MWASP520-525-44T	Rear Sprocket 44T	MWASP520-643-49T	Rear Sprocket 49T
MWASP520-525-45T	Rear Sprocket 45T	MWASP520-643-50T	Rear Sprocket 50T
MWASP520-525-46T	Rear Sprocket 46T	MWASP520-643-51T	Rear Sprocket 51T
MWASP520-525-47T	Rear Sprocket 47T	MWASP520-643-52T	Rear Sprocket 52T
MWASP520-525-48T	Rear Sprocket 48T		
MWASP520-525-49T	Rear Sprocket 49T		
MWASP520-525-50T	Rear Sprocket 50T		
MWASP520-525-51T	Rear Sprocket 51T		
MWASP520-525-52T	Rear Sprocket 52T		
MWASP520-525-53T	Rear Sprocket 53T		
MWASP520-525-54T	Rear Sprocket 54T		
MWASP520-525-55T	Rear Sprocket 55T		
MWASP520-525-56T	Rear Sprocket 56T		
MWASP520-525-57T	Rear Sprocket 57T		
MWASP520-525-58T	Rear Sprocket 58T		





Chassis Stabilizer

The Chassis Stabilizer is engineered to reduce the harmful effects of trailering a race vehicle, reducing suspension and shock absorber wear. Simply slide the deflated unit underneath the chassis and inflate it. Rectangular Chassis Stabilizer is designed for low-slung race cars and beavertail trailers.



Part No.	Description	Deflated Height	Inflated Height
MTD700007	Chassis Stabilizer, 18" Dia.	1.75"	10"
MTD700008	Chassis Stabilizer, Rectangular	1.125"	4"

VersaTie Track Kits

The convenient, all-in-one tie-down solution. Perfect for securing ATV's, tool boxes, and pit equipment in trailers or pick-up beds. VersaTie tracks are constructed of aircraft-quality extruded aluminum and use corrosion-resistant stainless steel hardware for a virtual lifetime of service. Each kit includes two lengths of track, single stud tie-down rings, and necessary hardware.



Part No.	Description
MTD520415	VersaTie 1-1/2" Anchor Plate Assembly, Four Pack
MTD310001	Single Stud Tie-Down Ring, 3,000 lbs. Rating, Each
MTD310004	Double Stud Fitting with Pear-Shaped Ring, 5,000 lbs. Rating, Each

Horizontal E-Track

Industry standard horizontal E-Track provides a quick, effective method of securing cargo in trailers, pick-up beds, etc. Black painted steel. E-Track may be used with round ring or D-ring fittings.



Part No.	Description
MTD270001	Horizontal E-Track, 5' Long
MTD270002	Horizontal E-Track, 8' Long
MTD121001	Rope Tie-Off Fitting, 3,000 lbs. Rating, Each
MTD320001	Round Ring Fitting, 3,000 lbs. Rating, Each
MTD320002	D-Ring Fitting, 3,000 Lbs. Rating, Each
MTD320004	Round Ring Heavy-Duty Fitting, 6,000 lbs. Rating, Each

Tie-Downs

Mac's ratchet tie-downs and axle straps offer unparalleled safety and security when securing vehicles to trailers, chassis dynos, etc. Ratchet and axle straps listed are rated at 10,000 lbs. Tie-downs may be purchased in Ultra Pack or Super Pack kits, or individually. Black only.



Part No.	Description
Tie-Down Kits	
MTD511108	Super Pack, (4) 8' Long x 2" Wide Combination Axle Strap Twisted Snap Hook Ratchet Tie-Downs, (4) Strap Wraps, and Duffle Bag
MTD511118	Super Pack, (4) 8' Long x 2" Wide Combination Axle Strap Direct Hook Ratchet Tie-Downs, (4) Strap Wraps, and Duffle Bag
MTD511218	Ultra Pack, (4) 8' Long x 2" Wide Twisted Snap Hook Ratchet Tie-Downs, (4) 24" Axle Straps, (4) Strap Wraps, and Duffle Bag
Individual Tie-Down Components	
MTD121009	8' Long x 2" Wide Twisted Snap Hook Ratchet Tie-Down
MTD121108	8' Long x 2" Wide Flat Snap Hook Ratchet Tie-Down
MTD121409	8' Long x 2" Wide Combination Axle Strap Ratchet Tie-Down
MTD121736	36" Long x 2" Wide Axle Strap
MTD416007	Strap Wrap

Fixed Point Hardware

Attaches directly to pick-up beds, trailers, etc., allowing the retention of cargo.

[MTD330003](#)



Part No.	Description
MTD330003	Recessed 360° Swivel D-Ring, 6,000 lbs. Rating, Each
MTD330004	Recessed 360° Swivel D-Ring, Stainless Steel, 6,000 lbs. Rating, Each
MTD472006	Backing Plate for Swivel D-Ring, Each



Threaded Tube Ends

4130 chrome moly threaded tube ends are a quick and easy method for adding threads to tubing (available with right or left-hand threads). Use large tube ends for ladder bars or four links, medium tube ends work great on front suspensions, and small tube ends are ideal for linkages and many types of mount setups. Hundreds of other uses.




Tube Size	Thread Size	RH Thread Part No.	LH Thread Part No.
5/8" x .058"	3/8"-24	MEZRE1011B	MEZRE1011BL
3/4" x .058"	3/8"-24	MEZRE1012B	MEZRE1012BL
7/8" x .058"	3/8"-24	MEZRE1014B	MEZRE1014BL
7/8" x .058"	1/2"-20	MEZRE1014D	MEZRE1014DL
1" x .058"	3/8"-24	MEZRE1017B	MEZRE1017BL
1" x .058"	1/2"-20	MEZRE1017D	MEZRE1017DL
1" x .058"	5/8"-18	MEZRE1017E	MEZRE1017EL
1" x .065"	1/2"-20	MEZRE1018D	MEZRE1018DL
1" x .065"	5/8"-18	MEZRE1018E	MEZRE1018EL
1" x .083"	5/18"-18	MEZRE1019E	MEZRE1019EL

Tube Size	Thread Size	RH Thread Part No.	LH Thread Part No.
1-1/8" x .058"	1/2"-20	MEZRE1125D	MEZRE1125DL
1-1/8" x .083"	1/2"-20	MEZRE1021D	MEZRE1021DL
1-1/8" x .083"	5/8"-18	MEZRE1021E	MEZRE1021EL
1-1/8" x .083"	3/4"-16	MEZRE1021F	MEZRE1021FL
1-1/8" x .095"	3/4"-16	MEZRE1022F	MEZRE1022FL
1-1/4" x .058"	1/2"-20	MEZRE1124D	MEZRE1124DL
1-1/4" x .058"	5/8"-18	MEZRE1124E	MEZRE1124EL
1-1/4" x .065"	5/8"-18	MEZRE1023E	MEZRE1023EL
1-1/4" x .095"	5/8"-18	MEZRE1024E	MEZRE1024EL*

* Left-hand version made from hex-shaped material.

1/2" ID Safety Washer [MEZSW12A](#)

Yellow zinc-plated 4130 steel safety washers allow full movement of Heim ends and will also contain the rod end.





Sprint Car Aluminum Steering Wheel MPIMPI-D2-15

Aluminum 15" diameter flat-design steering wheel features a polyurethane grip with dirt-style finger indentations on the back. Extended padding on spokes provides increased protection. Centerpiece may be purchased separately.



Racer Flat Steering Wheels

Racer flat steering wheels combine the benefits of a lightweight aluminum structure and foam grip with dirt-style finger bumps. Fits all 3-bolt quick-release hubs. Choose from 15", 16", or 17" diameter.



Part No.	Description
MPIMPI-DR-16	16" Dia. Steering Wheel
MPIMPI-DR-17	17" Dia. Steering Wheel

Racer Dished Steering Wheels

Racer dished steering wheel is manufactured using a lightweight aluminum, 2.16" dished structure with solid spokes, and foam grip with finger bumps. Ideal for dirt late models, modifieds, and street stocks. Fits all 3-bolt quick-release hubs.



Part No.	Description
MPIMPI-DMR-17	17" Dia. Steering Wheel

Micro Sprint/Dirt Kart Wheel MPIMPI-KMD-15

Aluminum 15" diameter, 2-1/4" deep wheel is manufactured with a three-bolt mounting pattern. Covered with high-grip Lederfylon synthetic and orange and carbon synthetic for a unique look and added durability. Each of the three spokes is slotted for maximum weight reduction.



Kart Tilt MPIMPI-KTILT

Most advanced flat kart steering wheel ever designed. Dirt friendly, oval-shaped rubber grip with padded thumb area to reduce fatigue, while offering increased grip feel and safety. 15° tilt built into spokes. Open top for improved visibility. Slotted hub for adjustability.



Dirt Karting D-Shaped Steering Wheel

This aluminum 14" diameter steering wheel features a flat top for improved visibility. The three spokes are slotted to reduce weight and the wheel is covered with Lederfylon, a high-grip synthetic material that is hand-sewn with orange stitching. Orange centering marks. Three-hole mounting. 2" dish. Weight: 1 lb.



Part No.	Description
MPIMPI-KD-13	13" Steering Wheel
MPIMPI-KD-14	14" Steering Wheel

Quarter Midget Steering Wheel

Aluminum 11" diameter steering wheel is among the lightest available for popular Quarter Midgets. Spokes are slotted for maximum weight reduction. Wheel is covered with Lederfylon, a high-grip synthetic material that is hand-sewn with orange stitching and topped with an embroidered MPI logo. Choose from traditional round, or square steering wheels, which provide improved vision.



Part No.	Description
MPIMPI-KQR-11	Round Steering Wheel
MPIMPI-KQS-11	Square Steering Wheel, Improved Visibility and Ergonomics

Karting/Quarter Midget/Mini-Outlaw Oval Steering Wheel

The aluminum steering wheel features a flat top and bottom for improved visibility and ergonomics. The three spokes are slotted to reduce weight and the wheel is covered with Lederfylon, a high-grip synthetic material that is hand-sewn with orange stitching, and has orange centering marks. Three-hole mounting. Dish 1/2". Weight: 1 pound.



Part No.	Description
MPIMPI-KP-12-A	12" Diameter
MPIMPI-KP-13-A	13" Diameter

Simmax Chassis **NEW!**

Designed and engineered by Max Papis. This steel constructed driving simulator is fully adjustable, offers an integrated stand for monitors up 50", an integrated shift mount as well as a cup holder, mouse tray, keyboard tray, and phone holder. The unit is height and angle adjustable, the front mounted wheels allows the rig to move easily for storage, and has a rubber leveling base for maintaining stability. Compatible with Logitech®, Thrustmaster®, Fanatec®, and other major brands. Instruction manual and hardware included. Assembly required.



MPIMPI-SIM-C1

Part	Description
MPIMPI-SIM-C1+SIM-SEAT-F	Complete
MPIMPI-SIM-C1	Without Seat

SIM Racing Steering Wheel **NEW!**

The same feel and performance as the race car steering wheels featuring steel construction, the patent pending universal mounting hole pattern, dual 12mm switch slots, and the orange stripe embedded in the steering wheel body.



Part	Description
Black Polyurethane Covered	
MPIMPI-SIM-D	15", Dirt Oval
Black Suede Covered	
MPIMPI-SIM-F	13", Road Course
MPIMPI-SIM-MP14	14", Stock Car
MPIMPI-SIM-MP15	15", Stock Car
Black Alcantara Covered	
MPIMPI-SIM-H60	13.75", Drift
MPIMPI-SIM-GT	GT Racing



Center Pad MPIMPI-A-CP-D

For Sprint and Kart wheels.



Double Paddle Shifter MPIMPI-A-PS

For sim racing. Can be used with MPIMPI-RS-LG. Fits all MPI 3 and 6-bolt wheels.



Steering Wheel Suede Brush MPIMPI-A-SB

Steel brush to maintain steering wheel suede.



Steering Wheel Cover MPIMPI-A-SWC

Protects the steering wheel during transport at the track and around the shop.



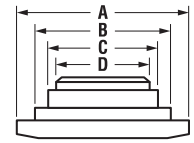
NexTek Series Oval Track Valve Springs

Put an end to spring degradation. NexTek springs are specially processed from chrome silicon that undergoes winding, thermal treating, and finishing processes prior to shipment. Spring I.D. is fully chamfered for retainer clearance. Sold in sets of 16.



10° Titanium Retainers

Manley's 6AL 4V titanium 10° retainers have the durability needed for racing engines. Sold in sets of 16.



Part No.	O.D./I.D.	Max. Valve Lift	Seat Pressure	Open Pressure	Coil Bind
Oval Track, Roller					
MAN221445P-16 †	1.620"/.852"	.800"	280@2.050"	680@1.250"	1.200"
Roller, w/o Damper					
MAN221452SF-16 *	1.550"/.800"	.825"	250@2.025"	750@1.200"	1.150"

* Signifies Super Finished. † Signifies polished finish.

Part No.	Spring Type	Height	Spring O.D.	Dimensions			
				A	B	C	D
MAN23640-16	Double	+.100"	1.625"	1.500"	1.175"	.850"	—
MAN23644-16	Double	Std.	1.550"	1.500"	1.140"	.740"	—
MAN23648-16	Double	+.100"	1.580"/1.610"	1.500"	1.150"	.825"	—
MAN23650-16	Double	+.100"	1.550"	1.500"	1.140"	.740"	—
MAN23654-16	Double	Std.	1.625"	1.500"	1.175"	.765"	—
MAN23655-16	Double	+.100"	1.625"	1.500"	1.175"	.765"	—
MAN23658-16	Double	Std.	1.550"	1.500"	1.105"	.710"	—
MAN23661-16	Double	+.100"	1.550"	1.500"	1.120"	.705"	—

Chrome Moly Pushrods

Heat-treated, 4130 chrome moly pushrods have swaged ends and are black oxide-finished for corrosion protection. Available in 5/16" (.080" wall), 3/8" (.080" and .135" wall), and 7/16" (.125" wall) diameters. The 5/16" pushrods are available individually and in sets of 16; 3/8" pushrods are available individually and in sets of 8; and 7/16" pushrods are sold individually. For singles, replace the -16 or -8 with a -1.

Length	5/16" Dia., .080" Wall Part No.	3/8" Dia., .080" Wall Part No.	3/8" Dia., .135" Wall Part No.	7/16" Dia., .125" Wall Part No.
7.000"	MAN25700-16	—	MAN25319-1	—
7.050"	MAN25727-16	—	—	—
7.100"	MAN25729-16	—	—	—
7.150"	MAN25741-16	—	—	—
7.200"	MAN25733-16	—	—	—
7.250"	MAN25734-16	—	—	—
7.300"	MAN25730-16	—	—	—
7.350"	MAN25751-16	—	—	—
7.400"	MAN25735-16	MAN25822-8	—	—
7.450"	MAN25736-16	MAN25836-8	—	—
7.500"	MAN25754-16	MAN25854-8	—	—
7.550"	MAN25755-16	MAN25818-8	—	—
7.600"	MAN25767-16	MAN25876-8	—	—
7.650"	MAN25768-16	—	—	—
7.700"	MAN25772-16	MAN25828-8	—	—
7.750"	MAN25707-16	MAN25832-8	—	—
7.800"	MAN25709-16	MAN25787-8	—	—
7.850"	MAN25711-16	MAN25878-8	—	—
7.900"	MAN25712-16	MAN25788-8	—	—
7.950"	MAN25715-16	MAN25814-8	—	—
8.000"	MAN25716-16	MAN25816-8	MAN25339-1	—
8.050"	MAN25721-16	MAN25821-8	MAN25340-1	—
8.100"	MAN25722-16	MAN25810-8	MAN25341-1	—
8.150"	MAN25744-16	MAN25815-8	MAN25342-1	—

Length	5/16" Dia., .080" Wall Part No.	3/8" Dia., .080" Wall Part No.	3/8" Dia., .135" Wall Part No.	7/16" Dia., .125" Wall Part No.
8.200"	MAN25745-16	MAN25820-8	MAN25343-1	—
8.250"	MAN25701-16	MAN25825-8	MAN25344-1	MAN25141-1
8.275"	MAN25753-16	—	—	—
8.280"	—	MAN25795-8	—	—
8.300"	MAN25702-16	MAN25830-8	MAN25345-1	—
8.325"	—	MAN25826-8	—	—
8.350"	MAN25703-16	MAN25835-8	MAN25346-1	—
8.375"	MAN25763-16	—	—	—
8.380"	—	MAN25769-8	—	—
8.400"	MAN25706-16	MAN25840-8	MAN25347-1	MAN25145-1
8.425"	MAN25764-16	—	—	—
8.450"	MAN25708-16	MAN25845-8	MAN25348-1	MAN25146-1
8.500"	MAN25774-16	MAN25850-8	MAN25349-1	MAN25147-1
8.550"	MAN25710-16	MAN25855-8	MAN25350-1	MAN25148-1
8.600"	MAN25718-16	MAN25860-8	MAN25351-1	MAN25149-1
8.650"	MAN25724-16	MAN25865-8	MAN25352-1	MAN25150-1
8.680"	—	MAN25797-8	—	—
8.700"	MAN25799-16	MAN25870-8	MAN25353-1	MAN25152-1
8.750"	MAN25738-16	MAN25875-8	MAN25354-1	MAN25153-1
8.800"	MAN25742-16	MAN25880-8	MAN25355-1	—
8.850"	MAN25746-16	MAN25885-8	MAN25356-1	MAN25155-1
8.900"	MAN25758-16	MAN25890-8	MAN25357-1	MAN25156-1
8.950"	MAN25757-16	MAN25895-8	MAN25358-1	MAN25157-1
9.000"	—	MAN25900-8	MAN25359-1	MAN25158-1




* To purchase individually, substitute -1 for the -8 suffix in part number.

Race Flo Valves

Race Flo valves have been necked down in the port area to enhance flow. Exhaust valves are XH-426 stainless steel while intake valves are NK-842 stainless steel. Valve stems are fully chromed with hardened tips. Valves are swirl-polished and fully machined. Sold in sets of eight.*

Part No.	Type	Size	Stem	Installed Height
Small Block Chevrolet 262-400				
MAN11521-8	Exhaust	1.500"	.3415"	Stock
MAN11501-8	Exhaust	1.560"	.3415"	Stock
MAN11565-8	Exhaust	1.600"	.3415"	Stock
MAN11545-8	Exhaust	1.600"	.3415"	.100" Longer
MAN11522-8	Intake	1.940"	.3415"	Stock
MAN11500-8	Intake	2.000"	.3415"	Stock
MAN11566-8	Intake	2.020"	.3415"	Stock
MAN11568-8	Intake	2.055"	.3415"	Stock
MAN11546-8	Intake	2.055"	.3415"	.100" Longer
MAN11560-8	Intake	2.080"	.3415"	.100" Longer



Race Master Valves

Manley's Race Master valves have straight, fully chromed stems and hardened tips. Valves are thoroughly machined and swirl-polished. Intake valves are made of NK-842 stainless steel and exhaust valves are XH-426 stainless steel. Sold in sets of eight (unless noted).*

Part No.	Type	Size	Stem	Installed Height
Small Block Chevrolet 262-400				
MAN11861-8	Exhaust	1.500"	.3415"	Stock
MAN11863-8	Exhaust	1.600"	.3415"	Stock
MAN11877-8	Exhaust	1.600"	.3415"	.100" Longer
MAN11860-8	Intake	1.940"	.3415"	Stock
MAN11864-8	Intake	2.020"	.3415"	Stock
MAN11318-8	Intake	2.020"	.3415"	.100" Longer
MAN11806-8	Intake	2.055"	.3415"	Stock
MAN11810-8	Intake	2.055"	.3415"	.100" Longer
MAN11808-8	Intake	2.080"	.3415"	Stock
MAN11812-8	Intake	2.080"	.3415"	.100" Longer



Severe-Duty Valves

Severe-duty exhaust valves are made of XH-428 stainless steel which has double the tensile strength of imported valves at 1,500°F. Intake valves, constructed of NK-844 stainless steel, have over 1000 times greater fatigue strength than imported valves. Sold in sets of 8.

Part No.	Type	Size	Stem	Installed Height
Small Block Chevrolet 262-400				
MAN11567-8 *	Exhaust	1.500"	.3415"	Stock
MAN11543-8 *	Exhaust	1.600"	.3415"	Stock
MAN11595-8 †	Exhaust	1.600"	.3415"	Stock
MAN11539-8 *	Exhaust	1.600"	.3415"	.100" Longer
MAN11869-8	Exhaust	1.600"	.3415"	.100" Longer
MAN11749-8 S	Exhaust	1.600"	.3415"	.100" Longer
MAN11865-8 S	Exhaust	1.600"	.3415"	.200" Longer
MAN11751-8 S	Exhaust	1.600"	.3415"	.200" Longer
MAN11755-8 S	Exhaust	1.600"	.3415"	.400" Longer
MAN11513-8 S	Exhaust	1.600"	.3415"	.500" Longer
MAN11763-8 S	Exhaust	1.625"	.3415"	.600" Longer
MAN11592-8	Intake	1.937"	.3415"	Stock
MAN11886-8	Intake	1.940"	.3415"	.100" Longer
MAN11826-8	Intake	2.020"	.3415"	.100" Longer
MAN11846-8	Intake	2.055"	.3415"	.100" Longer
MAN11818-8	Intake	2.080"	.3415"	Stock
MAN11844-8	Intake	2.080"	.3415"	.100" Longer
MAN11858-8	Intake	2.080"	.3415"	.200" Longer



* 7° dish face and 4.911" length
 # Valve has 10° under-head angle.
 † Flat face and 4.936" length
 S Valve has 15° under-head angle.

Severe-Duty "Pro-Flo" Valves

Have many features of the Race-Flo line, but are made of severe-duty material. Exhaust valves are made from XH-428 stainless steel and intake valves are made from NK-844 stainless steel. Valve stems are fully chromed with hardened tips. "Pro-Flo" design offers an increase in flow up to 40% over other popular designs. Valves are swirl-polished and fully machined. Sold in sets of eight.*

Part No.	Type	Size	Stem	Installed Height
Small Block Chevrolet 262-400				
MAN11823-8	Exhaust	1.600"	.3415"	.100" Longer
MAN11824-8	Intake	2.055"	.3415"	.100" Longer



Valve Locks

Heat-treated, black oxide-coated steel locks are available in extra-thick Super 7° or traditional 10° for conventional or bead lock valves. Sets of 8 (16 pieces) or 16 (32 pieces).



Part No.	Description	Installed Height	Lock Style
Super 7°			
MAN13080-16	5/16" Valve Locks	Standard	Conventional
MAN13081-16	11/32" Valve Locks	.050" Less	Conventional
MAN13083-16	11/32" Valve Locks	Standard	Conventional
MAN13084-16	11/32" Valve Locks	.050" More	Conventional
10°			
MAN13151-8	5/16" Valve Locks	Standard	Bead Loc
MAN13152-8	5/16" Valve Locks	.050" More	Bead Loc
MAN13161-8	11/32" Valve Locks	Standard	Bead Loc
MAN13162-8	11/32" Valve Locks	.050" More	Bead Loc
MAN13194-16	11/32" Valve Locks	Standard	Conventional
MAN13198-16	11/32" Valve Locks	.050" More	Conventional

SB Chevy Steel Guide Plates

Stamped for accuracy and heat treated to reduce wear. Designed for use with 5/16" dia. pushrods. Choose from flat or raised versions. Set of eight. **Note: Heat-treated pushrods must be used with guide plates.**



Part No.	Description
MAN42151-8	Raised Steel, On-Center Stud
MAN42355-8	Flat Steel, On-Center Stud

Valve Stem Seals

Viton valve seals are profiled to clear small I.D. inners in triple valve springs. Sets of eight.



Part No.	Description	Guide O.D.	Seal O.D.
MAN24043-8	11/32" Valve Seals	.500"	.620"
MAN24045-8	11/32" Valve Seals	.530"	.674"

Wear Caps

Reduce valve tip wear with 4140 alloy steel, heat-treated wear caps. Available in standard (16 per set), and non-rotating (8 per set).

Part No.	Description
MAN42104-16	11/32" Wear Caps, Standard, 16 pcs.
MAN42301-8	11/32" Wear Caps, Non-Rotating, 8 pcs.





Pushrod Length Checkers

A must for all racers and engine builders. In just seconds, this tool can determine the exact length pushrod needed for a particular application. Complete with instructions.



Part No.	Description
MAN42132	SB Chevy with 7/16" Studs
MAN42137	SB Chevy with 3/8" Studs

SB Chevrolet Race Roller Timing Kits

Premium-quality timing kits have cast camshaft sprockets, fully machined crankshaft sprockets with three keyways, and NASCAR Cup-style roller chains with 1/4" diameter rollers.



Part No.	Description
MAN73141	1955-78 SB Chevy Timing Kit, Includes Roller Thrust Button, Torrington Bearing and Cam Lock Plate
MAN73181	SB Chevy Timing Kit, Includes Torrington Bearing
MAN76161	SB Chevy Replacement Roller Chain

Roller Thrust Button

Placed between the camshaft nose and timing chain cover to prevent the camshaft from "walking" forward in the block.



Part No.	Description
MAN42111	SBC With Early (Up To 1978) Timing Covers; All BBC
MAN42113	SBC with Late (1979-Up) Timing Cover

Chevy Cam Lock Plate

[MAN42114](#)

Plate secures the camshaft bolts firmly in place. Fits small and big block Chevs.



Extreme Pressure Lube #3

[MAN40177](#)

Primarily used as a fastener lubricant, product is preferred by many top engine builders. 4-oz. tube.



SB Chevy 4340 Forged Steel IMCA-Legal Crankshaft [MAN190310](#)

Premium-quality, affordable 4340 crankshaft, designed for popular small block Chevy 3.480" stroke, two-piece rear main seal applications, is a non-twist forging. Lightweight crankshaft is engineered for internally-balanced engines, and has been heat-treated, stress-relieved, shot-peened, nitrided, and magnafluxed. Crank additionally includes micro-polished, large-radius journals and requires narrowed rod bearings. **Notes: Crankshaft is for internally balanced, 2-piece rear main seal applications and requires narrowed, high-performance rod bearings. Two center rod journals are not gun-drilled.**



Application	Stroke	Rod Length	Main Journal	Rod Journal	Weight
2-Pc. Rear Main Seal	3.480"	5.700"	2.450"	2.100"	48-50 lbs.

SB Chevy Sportmaster® Connecting Rods

Rods are CNC-machined from quality 4340 forgings. Held to exacting tolerances for bore size, taper, and bend/twist, each rod is profiled around the entire beam to remove stress risers, resulting in a very light finished piece. After machining, the entire rod, including the bolt pad, is shot-peened for durability. [ARP8740](#) 3/8" diameter cap screws (190,000 PSI) are used exclusively, as are premium Ampco 18 bushings in the pin end. Shipped in weight-matched (± 1.5 grams) sets of 8 only. Perfect for Pro Stock, Late model, and Sportsman racers with engines up to 550 horsepower @ 8,000 RPM. Listed rods have a big end width of .940" and a pin end width of .980". Sold in sets of eight.



Part No.	Description	Center-To-Center	Big End Bore	Pin Bore	Gram Weight
Large Journal					
MAN14101-8	Stock Length	5.700"	2.225"	.9281"	555
MAN14103-8	.300" Longer	6.000"	2.225"	.9281"	578



Anthony D'Alessio



Brady Bacon

JB Art & Image



Pro Plus+ Motor Oil

Full-synthetic, ester-fortified 4-stroke engine oil designed to ensure optimum protection, peak performance and positive clutch feel. Surface-active, oxidatively-stable formulation provides excellent film thickness while maintaining viscosity across all operating temperatures. Advanced, proprietary additive system keeps your engine running clean, trouble-free, and extends the life of the engine. Exceeds the requirements of API SL/JASO MA2.



Description	1 Case (12) 1 L Bottles
10W-30	MAX30-01901
10W-40	MAX30-02901
10W-50	MAX30-19901
20W-50	MAX30-03901

SXS Premium Motor Oils

Mineral-based 4-stroke engine oil specifically formulated for side-by-side (SXS) engines. Shear-stable polymer system provides excellent film thickness and viscosity stability across all operating temperatures. Advanced, proprietary additive system reduces temperatures and increases power output while keeping your engine running clean, trouble-free and extending the life of the engine. Exceeds the requirements of API SL / JASO MA2. Sold in cases of (12) 1-liter bottles.



Description	1 Case (12) 1 L Bottles
0W-40	MAX30-12901
10W-40	MAX30-04901
5W-50	MAX30-18901
10W-50	MAX30-21901
80W-90	MAX40-43901

ATV Premium Motor Oil MAX33901

Mineral-based 4-stroke engine oil specifically formulated for ATV engines. Shear-stable polymer system provides excellent film thickness and viscosity stability across all operating temperatures. Advanced, proprietary additive system with industry leading anti-wear and corrosion protection keeps your engine running clean, trouble-free and extends the life of the engine. Exceeds the requirements of API SL / JASO MA2. Sold in cases of (12) 1-liter bottles.



PSO OWT Motor Oil

PSO is a 100% synthetic, ester-based full race-grade oil engineered to provide maximum horsepower without sacrificing the integrity of critical engine components. High-zinc/phosphorous formula delivers reduced wear to bearings, camshafts, lifters, and crankshafts, while helping extend engine life. Sold in 1-liter bottles or in cases. Not recommended for street use.



1 L Bottle	1 Case (12) 1 L Bottles
MAX39-03901S	MAX39-03901

RS Series Motor Oils

Full 100% synthetic triple ester race-grade oil incorporates an industry-leading additive system that provides both maximum performance and increased protection. Advanced formula uses special anti-wear/ extreme pressure additives to provide superior engine protection, even under extreme loads and peak temperatures. Sold in 1-quart bottles, gallons, or in cases. Not recommended for street use.



1-Qt. Bottle	1 Case (12) 1-Qt. Bottles	1-Gallon Jug	1 Case (4) 1-Gallon Jugs
0W-10			
MAX39-13901S	MAX39-13901	—	—
0W-20			
MAX39-14901S	MAX39-14901	—	—
5W-20			
MAX39-04901S	MAX39-04901	—	—
5W-30			
MAX39-91901S	MAX39-91901	MAX39-919128S	MAX39-919128
10W-30			
MAX39-01901S	MAX39-01901	MAX39-019128S	MAX39-019128
10W-40			
MAX39-16901S	MAX39-16901	MAX39-169128S	MAX39-169128
15W-50			
MAX39-32901S	MAX39-32901	MAX39-329128S	MAX39-329128

Semi-Syn Motor Oils

High-performance oil is a complex blend of highly refined base stocks and synthetic esters that protects critical engine components beyond conventional oils. Semi-Syn is a fully formulated race oil that is compatible with petroleum or synthetic engine oils. High-zinc/ phosphorous formula is ideal for use in flat tappet or roller camshaft engines. Sold in 1-quart bottles, gallons, or in cases.



1-Qt. Bottle	1 Case (12) 1-Qt. Bottles	1-Gallon Jug	1 Case (4) 1-Gallon Jugs
10W-40			
MAX39-34901BS	MAX39-34901B	MAX39-349128BS	MAX39-349128B
20W-50			
MAX39-35901BS	MAX39-35901B	MAX39-359128BS	MAX39-359128B

Performance Motor Oils

High-performance petroleum oil is formulated using a technologically advanced additive package that is combined with a blend of highly refined petroleum base stocks. Lubricant resists mechanical break-down and viscosity loss, while reducing wear on lifters, cams, and bearings. High-zinc/phosphorous formula is ideal for use in flat tappet or roller camshaft engines. Sold in 1-quart bottles or in cases.



Description	1-Qt. Bottle	1 Case (12) 1-Qt. Bottles
10W-40	MAX39-34901S	MAX39-34901
20W-50	MAX39-35901S	MAX39-35901

Performance Conventional Oil Petroleum Base

Manufactured from highly refined petroleum base stocks with technologically advanced additives and special anti-wear compounds. Extreme-pressure additives protect engines from extreme heat and high work loads. Shear-stable polymers resist mechanical break-down and viscosity loss of the oil. Formulated with high zinc and phosphorous to protect both flat tappet and roller cam engine applications.



Description	1-Gallon Jug	1 Case (4) 1-Gallon Jugs	5-Gallon Pail
50W	MAX39-369128S	MAX39-369128	—
60W	MAX39-379128S	MAX39-379128	MAX39-37505
70W	MAX39-389128S	MAX39-389128	MAX39-38505



Performance Break-In Motor Oils

Engineered specifically for the critical break-in process, lubricant includes a high-zinc/phosphorous formula that is blended with pure petroleum base stocks and anti-wear additives. Sold in 1-quart bottles, gallons, or in cases. Not recommended for street use.



1-Qt. Bottle	1 Case (12) 1-Qt. Bottles	1-Gallon Jug	1 Case (4) 1-Gallon Jugs
10W-30			
MAX39-10901S	MAX39-10901	MAX39-109128S	MAX39-109128
15W-50			
MAX39-11901S	MAX39-11901	MAX39-119128S	MAX39-119128

HD Diesel Motor Oil

A fully formulated, heavy-duty diesel motor oil that offers superior protection from heat, soot, and acids, while preventing wear caused by deposits and corrosion. Oils offer superior film strength, even during high-temperature operation for improved protection, performance, and fuel efficiency. Sold in 1-gallon jugs or in cases.



1-Gallon Jug	1 Case (4) 1-Gallon Jugs
15W-40	
MAX39-029128S	MAX39-029128

Formula K2

A 100% synthetic, polyol ester based two-cycle lubricant that offers improved protection to pistons, cylinder walls, cranks, and bearings. May be used with leaded or unleaded fuels. Premix only.



16-oz. Bottle	1 Case (12) 16-oz. Bottles
MAX22916S	MAX22916

Formula K2 Injector

Fully synthetic, two-stroke engine oil is specially-formulated to deliver superior protection and increased performance, even under extreme racing conditions. Engineered for direct-injection systems, lubricant helps optimize ring seal, while minimizing carbon build-up, resisting rust, corrosion and wear. Sold in 1-liter bottles, or in cases.



1 L Bottle	1 Case (12) 1 L Bottles
MAX20-22901S	MAX20-22901

Castor 927

Castor 927 is the ultimate two-cycle oil, fortified with clean-burning additives to reduce rust, oxidation, ring sticking, carbon build-up, and power valve maintenance. Premix only.



16-oz. Bottle	1 Case (12) 16-oz. Bottles	1/2 Gallon	1 Case (6) 1/2 Gallon
MAX23916S	MAX23916	MAX23964S	MAX23964

Pro Gear

Full-synthetic, high-performance ester racing gear oil provides unsurpassed performance and protection. Lubricant resists shearing, mechanical break-down, and loss of viscosity. Recommended in any differential where an API GL-5 gear oil is specified. Sold in 1-quart bottles or in cases.



1-Qt. Bottle	1 Case (12) 1-Qt. Bottles
75W-90	
MAX49-449128S	MAX49-449128

1-Gallon Container	1 Case (4) 1-Gallon Containers
250W	
MAX49-479128S	MAX49-479128



Synthetic Racing Shock Fluid

A full synthetic race-grade shock fluid engineered to withstand extreme temperatures and loads. Fluid has a special additive system to provide clean, trouble-free operation over extended periods. Sold in 32-ounce bottles, cases of (12) 32-ounce bottles, or in 5-gallon pails.



32-oz. Bottle	1 Case (12) 32-oz. Bottles	5-Gallon Pail
3W		
MAX50-57901S	MAX50-57901	MAX59-58505L

Racing Shock Fluid

RSF includes a synthetic polymer package that offers a very high viscosity index and extremely low pour point, providing consistent performance over a wide temperature range. Offered in 3W and 10W formulas, fluid is sold in 32-oz. bottles or in cases.



32-oz. Bottle	1 Case (12) 32-oz. Bottles
RSF, 3 Wt. Light	
MAX59-58932LS	MAX59-58932L
RSF, 10 Wt. Heavy	
MAX58901HS	MAX58901H

Chain Wax

Paraffin formula sprays on as a liquid, penetrates and sets-up as a soft, waxy film, protecting the chain from the elements. High-performance lubricant is suited to X, Z, and O-ring chains, providing rust and corrosion protection.



13.5-oz. Aerosol Can	1 Case (12) 13.5-oz. Cans
MAX74920S	MAX74920

Matte Finish Cleaner

Fast-acting cleaner is specifically designed to remove dirt and debris from matte finishes, leaving the surface clean and residue free. Non-toxic, non-flammable and eco-friendly. Sold in 16-oz. spray bottles, or in cases.



16-oz. Spray Bottle	1 Case (12) 16-oz. Spray Bottles
MAX80-90916S	MAX80-90916



Synthetic Chain Guard

Crystal-clear, 100% synthetic formula penetrates inner pins and rollers, lubricating and providing protection from friction, shock load, and high temperatures. Guards against rust and corrosion while resisting fling-off. Safe for X, Z, and O-ring chains.


15.5-oz. Aerosol Can	1 Case (12) 15.5-oz. Cans
MAX77920S	MAX77920



Multi-Purpose Penetrant Lube

MPPL is an all-purpose, spray-on penetrating lubricant that delivers light lubrication, while providing a barrier from rust and corrosion. Displaces moisture and helps loosen rusted fasteners.

15.5-oz. Aerosol Can	1 Case (12) 15.5-oz. Cans
MAX73920S	MAX73920



SC1 (Cleaner And Polish)

Cleans and polishes plastic, fiberglass, and painted surfaces. Excellent for use as a clear coat to prevent mud, dirt, and rubber from adhering to body panels.

12-oz. Aerosol Can	1 Case (12) 12-oz. Cans
MAX78920S	MAX78920



Air Filter Cleaner

Ready-to-use emulsion-type cleaner is designed to thoroughly clean foam or fabric air filters without damaging the foam, paper, or glue.

64-oz. Bottle	1 Case (6) 64-oz. Bottles
MAX70-79964S	MAX70-79964



Speed Wax

All-in-one detailer conditions, shines, and protects painted surfaces, chrome, and plastic. Sets-up quickly and wipes easily from smooth surfaces.

15.5-oz. Aerosol Can	1 Case (12) 15.5-oz. Cans
MAX70-76920S	MAX70-76920



FFT (Foam Filter Treatment)

Race-proven Foam Filter Treatment catches dirt and fine dust without restricting air flow. Will not plug foam cells or migrate off of filter.

16-oz. Bottle	1 Case (12) 16-oz. Bottles
MAX60916S	MAX60916



Suspension Clean

Unique formula allows cleaning suspension components quickly and easily, leaving no residue. Product incorporates strong industrial cleaners with a powerful spray and will not harm O-rings or seals.

13-oz. Aerosol Can	1 Case (12) 13-oz. Cans
MAX71920S	MAX71920



Fab 1 (Air Filter Oil)

Spray-on air filter oil delivers unsurpassed protection from the elements.

13-oz. Can	1 Case (12) 16-oz. Cans
MAX61920S	MAX61920



Contact Cleaner

A blend of cleaning agents that displace moisture, while removing grease, grime, and oil. Heavy-duty cleaner is outstanding for use on ignitions, spark plugs, electrical components, etc.

13-oz. Aerosol Can	1 Case (12) 13-oz. Cans
MAX72920S	MAX72920



Air Filter Cleaner

Heavy-duty, emulsion-type cleaner has the ability to clean foam or fabric air filters without damaging foam cells, paper, or glue. Removes oil, dust, and dirt, and rinses out with water.

15.5-oz. Can	1 Case (12) 15.5-oz. Cans
MAX79920S	MAX79920



CleanUp Chain Cleaner

Thoroughly cleans chains without harming rubber O-rings or metal surfaces. CleanUp dissolves quickly and removes hard-to-clean build-up on chains.

15.5-oz. Aerosol Can	1 Case (12) 15.5-oz. Cans
MAX75920S	MAX75920



Air Filter Care Kit

Clean and oil air filters quickly and effectively for increased air flow and horsepower. All-in-one, two-pack includes Air Filter Cleaner (15.5-oz. aerosol) and Fab 1 (13-oz. aerosol) spray-on air filter oil.

Air Filter Care Kit	1 Case (6) 2-Pack Kits
MAX70-799202S	MAX70-799202





Cool-Aide

Racing coolant and additive reduces engine coolant temperatures and provides more efficient heat transfer. Offered in Ready-to-Use or Concentrate formulas. Cool-Aide mixes with water and anti-freeze and does not offer freeze protection.



Concentrate 16-oz. Bottle	Concentrate 1 Case (12) 16-oz. Bottles	Ready-to-Use 64-oz. Container	1 Case Ready-to-Use (6) 64-oz. Containers
MAX84916S	MAX84916	MAX84964S	MAX84964

Coolanol

High-performance coolant is a premixed, ready-to-use premium antifreeze and deionized water package that protects against rust, corrosion, foaming, and cavitation, while providing lubrication to the water pump and seals.



1-Gallon Container	1 Case (4) 1-Gallon Containers
MAX82964S	MAX82964

Syn PSF (Power Steering Fluid)

Syn PSF is a high-performance, synthetic power steering fluid that is engineered to endure the severe stress and high temperatures common to racing. Fluid prevents wear, thermal breakdown, and oxidation.



Description	1-Quart Bottle	1 Case (12) 1-Quart Bottles
Syn PSF	MAX89-01901S	MAX89-01901

Waterproof Grease

High-temperature, multi-purpose lithium grease complex provides superior lubrication, water resistance, and clings to metal surfaces, even under the most severe conditions.



16-oz. Container	1 Case (12) 16-oz. Containers
MAX80916S	MAX80916

Assembly Grease

Versatile, high-performance assembly grease excels as an engine or chassis assembly lubricant. Calcium sulfonate complex soap thickener is combined with a proprietary additive system to protect against corrosion, water washout, and wear.



16-oz. Container	1 Case (12) 16-oz. Containers
MAX69-02916S	MAX69-02916

Hi-Test

Concentrated octane booster readily mixes with all gasolines, alcohol, or nitro mixtures, suppressing detonation and pre-ignition. One ounce per gallon raises the octane number of gasoline approximately four points. May be used in concentrations of one to four ounces per gallon of gasoline.



16-oz. Bottle	1 Case (12) 16-oz. Bottles
MAX83916S	MAX83916

Assembly Lube

Specially formulated to protect highly loaded engine components during engine assembly and the break-in period.



4-oz. Bottle	1 Case (12) 4-oz. Bottles
MAX69-01904S	MAX69-01904

Bio Wash

A biodegradable, all-purpose cleaner that removes grease, grime, and oil with ease. Tough, yet gentle on paint, plastic, chrome, anodizing, rubber, carbon fiber, etc.



32-oz. Bottle	1 Case (12) 32-oz. Bottles
MAX80-85932S	MAX80-85932

Pro Plus +

Full-synthetic, ester-fortified 4-stroke engine oil formulated for optimum protection, peak performance, and positive clutch feel. Exceeds API SL/ JASO MA2 requirements.



Description	1 L Bottle	1 Case (12) 1 L Bottles
10W40	MAX30-02901S	MAX30-02901
10W50	MAX30-01901S	MAX30-01901
10W50	MAX30-03901S	MAX30-19901
20W50	MAX30-03901S	MAX30-03901

SXS Premium

Mineral-based 4-stroke engine oil formulated for side-by-side (SXS) engines. Exceeds API SL/ JASO MA2 requirements.



Description	1 L Bottle	1 Case (12) 1 L Bottles
0W40	MAX30-12901S	MAX30-12901
5W50	MAX30-18901S	MAX30-18901
10W50	MAX30-21901S	MAX30-21901
80W90	MAX40-43901S	MAX40-43901

ATV Premium 4T - 10W40

Mineral-based 4-stroke engine oil specifically formulated for ATV engines. Exceeds API SL/ JASO MA2 requirements.



1 L Bottle	1 Case (12) 1 L Bottles
MAX33901S	MAX33901



The Original Gloves

Machine-washable stretch knit gloves have padded Spandex tops, elastic cuffs, hook-and-loop closures, seamless, multi-panel fingertips, and hidden seams to improve sensitivity and durability.

Size	Part No.
Black	
Small	AXOMG-05-007
Medium	AXOMG-05-008
Large	AXOMG-05-009
X-Large	AXOMG-05-010
XX-Large	AXOMG-05-011
XXX-Large	AXOMG-05-012
Red	
Medium	AXOMG-02-008
Large	AXOMG-02-009
X-Large	AXOMG-02-010
XX-Large	AXOMG-02-011
XXX-Large	AXOMG-02-012
Blue	
Medium	AXOMG-03-008
Large	AXOMG-03-009
X-Large	AXOMG-03-010
XX-Large	AXOMG-03-011
XXX-Large	AXOMG-03-012
Yellow	
Small	AXOMG-01-008
Medium	AXOMG-01-009
Large	AXOMG-01-010
X-Large	AXOMG-01-011
XX-Large	AXOMG-01-012
XXX-Large	AXOMG-03-012
Stealth	
Small	AXOMG-55-008
Medium	AXOMG-55-009
Large	AXOMG-55-010
X-Large	AXOMG-55-011
XX-Large	AXOMG-55-012
XXX-Large	AXOMG-03-012



Fabricator Gloves

Oversize, 100% leather gloves have cow-hide panels on the heel, inside, and outside edges of the palm and are ideal for metal fabrication, body work, and welding.

Size	Part No.
Medium	AXOMFG-05-009
Large	AXOMFG-05-010
X-Large	AXOMFG-05-011



CarbonX Level 1 Gloves

Fire-resistant gloves feature CarbonX-lined, genuine leather palms that are backed by a second layer of CarbonX stretch-knit. Gloves utilize wide leather cuffs for ease of entry, while leather reinforcement panels are used in high-wear areas. Meet SFI 3.3/1 specs.

Size	Part No.
Medium	AXOCXG-L1-009
Large	AXOCXG-L1-010
X-Large	AXOCXG-L1-011
XX-Large	AXOCXG-L1-012



Material4X Gloves

Durable gloves are manufactured from Material4X synthetic leather for improved wear- and tear-resistance. Gloves offer the same fit and feel as the Original glove and are completely machine washable. TPR closures provide a secure hook-and-loop fit. Offered in black/tan only.

Size	Part No.
Medium	AXOMG4X-75-009
Large	AXOMG4X-75-010
X-Large	AXOMG4X-75-011



FastFit Gloves

All-purpose gloves have angled elastic cuffs for quick, easy entry. Lycra insert panels between fingers and Clarino MWX-2 synthetic leather palm provide protection, comfort, and exceptional grip.



	Yellow	Red	Blue	Black
Small				
	AXOSFF-91-008	AXOMFF-02-008	AXOMFF-03-008	AXOMFF-05-008
Medium				
	AXOSFF-91-009	AXOMFF-02-009	AXOMFF-03-009	AXOMFF-05-009
Large				
	AXOSFF-91-010	AXOMFF-02-010	AXOMFF-03-010	AXOMFF-05-010
X-Large				
	AXOSFF-91-011	AXOMFF-02-011	AXOMFF-03-011	AXOMFF-05-011
XX-Large				
	AXOSFF-91-012	AXOMFF-02-012	—	AXOMFF-05-012



M-Pact Gloves

For tire changing and jacking, the Mechanix Wear M-Pact Gloves have double-layers with padded palms, reinforced thumb and index finger panels, and Neoprene-padded knuckle panels. Machine washable.



Size	Part No.
Black	
Small	AXOMPT-58-008
Medium	AXOMPT-58-009
Large	AXOMPT-58-010
X-Large	AXOMPT-58-011
XX-Large	AXOMPT-58-012
Red	
Medium	AXOMPT-52-009
Large	AXOMPT-52-010
X-Large	AXOMPT-52-011
XX-Large	AXOMPT-52-012
Covert	
Small	AXOMPT-55-008
Medium	AXOMPT-55-009
Large	AXOMPT-55-010
X-Large	AXOMPT-55-011
XX-Large	AXOMPT-55-012
Coyote	
Small	AXOMPT-72-008
Medium	AXOMPT-72-009
Large	AXOMPT-72-010
X-Large	AXOMPT-72-011
XX-Large	AXOMPT-72-012

Kevlar Heat Sleeves AXOMHS-05-500

Extra-long, snug sleeves are made of 100% woven Kevlar to protect arms from heat and hot lubricants. Use with gloves. Sold in pairs.



M-Pact 2 Gloves

The tough M-Pact 2 glove is improved with super tacky Clarino Zeus™ thumbs and fingertips. Double-layer Clarino palms with EVA padding dampen heavy impact, and vibrations, and padded Kevlar palm heels protect from abrasions. Variety of colors and sizes.



Size	Part No.
Black	
Small	AXOMP2-05-008
Medium	AXOMP2-05-009
Large	AXOMP2-05-010
X-Large	AXOMP2-05-011
XX-Large	AXOMP2-05-012

M-Pact CR5 Gloves

The M-Pact CR5 incorporates synthetic palms with Armortex Cut to offer CE level 5 cut resistance, protecting hands from severe abrasions, lacerations, and punctures. Thermoplastic rubber is additionally used on the back to offer impact resistance to the knuckles and fingers. Fluorescent materials are used to increase hand safety.



Size	Part No.
Large	AXOSMP-C91-010
X-Large	AXOSMP-C91-011

MOTHERS®

Polishes • Waxes • Cleaners

PowerBall Polishing Tool

Polish aluminum billet and diamond plate as well as stainless steel with the PowerBall. Requires a 3/8" drill and compresses to fit into tight spaces. Quickly and easily polishes items to a show-winning finish, especially those made of alloys. For best results, use with Mothers PowerMetal aluminum polish.



Part No.	Description
MTH05140	PowerBall Polishing Ball
MTH05141	PowerBall Mini Polishing Ball
MTH05146	Powerball Polishing Cone
MTH05112	PowerMetal Aluminum Polish, 8-oz.

Polishes, Waxes, and Cleaners



MTH05100



MTH06208

Part No.	Description
MTH05100	Mag and Aluminum Polish, 5-oz.
MTH05101	Mag and Aluminum Polish, 10-oz.
MTH06208	Plastic Polish, 8-oz.
MTH15724	Speed Spray Wax, 24-oz.
MTH16915	Speed Tire Shine

Select Performance Oil Pumps

Select Performance pumps have hardened steel gears and cast, manganese phosphate-coated housings. Some models include an additional cover shaft support. Small block Chevy pumps include intermediate shaft.



Part No.	Volume Increase	Inlet Dia.	Shaft Support	Pick-up Screen	Anti-Cavitation Grooves (Race Only)
Small Block Chevy 265-400					
MEL10550ST	25%	5/8"	No	Press-In	No
MEL10551ST	25%	3/4"	No	Press-In	No
MEL10552ST	10%	3/4"	Yes	Bolt-On	No
MEL10553ST	0%	5/8"	No	Press-In	No
MEL10554ST	0%	3/4"	No	Press-In	No
MEL10555ST	25%	3/4"	Yes	Bolt-On	No

SB Chevy Billet Aluminum Circle Track Racing Oil Pumps

Rigid billet aluminum housed oil pumps are engineered to endure the rigors of circle track racing. Pumps are manufactured from 6061-T6 aluminum that has been hard coat anodized for added durability, fitted with billet steel gears, and an integrated pickup screen designed for use with 7" deep oil pans. Offered in standard or high-volume versions, pumps are sold complete with chrome moly steel drive shaft, stud kit, and (2) relief springs.



Part No.	Description
MEL10050ST-700CT	SB Chevy High-Volume Oil Pump, 7" Deep Oil Pan
MEL10055ST-700CT	SB Chevy Standard-Volume Oil Pump, 7" Deep Oil Pan

Stock Replacement Oil Pumps

Every Melling oil pump is 100% pressure tested. Idle and bypass pressure are checked to guarantee workmanship before every oil pump leaves the factory.

Standard Volume	High Pressure	High Volume
SB Chevy		
MELM55	MELM55A	MELM55HV



"Shark Tooth Pump"

Improves the heartbeat of the traditional internal gear pump. It is now significantly smoother through the use of new helical asymmetrical gears. The new gear design provides the engine with an improved flow of oil without the usual pulsing found in traditional gear pumps. The reduction in the pressure ripple from the pump will also provide benefits to the distributor and camshaft drive.

SMOOTHER

- Significant reduction in pressure ripple (pulsing)
- Reduction in torque ripple in pump drive
- Improved distributor operation - reduction in spark scatter
- Reduced distributor gear wear & intermediate shaft wear

TIGHTER

- Improved sealing of gear tips to housing
- Reduced internal leakage
- Improved efficiency and performance

QUICKER

- Increased inlet vacuum
- Primes faster



Part No.	Description
MEL10550ST	SB Chevy, 25% Additional Volume, 5/8" Dia. Press-Fit Pickup Screen
MEL10551ST	SB Chevy, 25% Additional Volume, 3/4" Dia. Press-Fit Pickup Screen
MEL10552ST	SB Chevy, 10% Additional Volume, 3/4" Dia. Bolt-On or Press-Fit Pickup Screen
MEL10555ST	SB Chevy, 25% Additional Volume, 3/4" Dia. Bolt-On or Press-Fit Pickup Screen

Small Block Chevy Intermediate Shaft MELIS55E



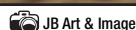
Stress-proof steel shaft offers maximum strength, added durability, and includes a steel guide.

Engine Blocks Sleeves

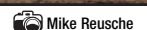
Part No.	Overall Length	I.D.	O.D.	Wall Thickness
MEL590231	6.250"	4.020"	4.303"	1/8"
MEL590261	6.250"	4.095"	4.378"	1/8"
MELCSL157	7.8750"	4.000"	4.1905"	3/32"



Rico Abreu



Jonan Rogers





MTT4NF5001250F



Titanium Bolts, Studs, and Nuts

Fasteners are made with aircraft-grade titanium alloy. Mettec bolts have forged heads for superior strength. The threads are then rolled to produce greater fatigue strength and reduce galling. Bolts exceed minimum ultimate tensile strength of 120,000 psi. All fasteners are sold each unless specified. **Note: Fasteners with "F" suffix have a flange head.**

Length	1/4"-20	1/4"-28	5/16"-24	3/8"-24	3/8"-16	1/2"-20	1/2"-20 With 9/16" Hex Head
1/4"	—	—	—	—	—	—	MTT4NF5001250F*
1/4"	—	—	—	—	—	—	MTT4NF5001250FS**
5/8"	MTTT4NC02500625	MTTT4NF02500625	—	—	—	—	—
3/4"	—	MTTT4NF02500750	—	—	—	—	—
7/8"	—	—	—	MTTT4NF03750875	—	—	—
1"	—	—	MTTT6NF03121000	MTTT4NF03751000	MTTT4NC03751000	—	—
1-1/4"	—	—	—	MTTT4NF03751250	MTTT4NC3751250F	MTTT4NF05001250	—
1-1/2"	—	—	—	MTTT6NF03751500	—	MTTT4NF05001500	MTT4NF5001500F
1-3/4"	—	—	—	—	—	MTTT4NF05001750	MTT4NF5001750F
2"	—	—	—	MTTT6NF03752000	—	MTTT4NF05002000	MTT4NF5002000F
2-1/4"	—	—	—	—	—	—	MTT4NF5002250F
2-1/2"	—	—	—	MTTT4NF03752500	—	MTTT4NF05002500	MTT4NF5002500F
2-3/4"	—	—	—	—	—	MTTT4NF05002750	MTT4NF5002750F
3"	—	—	—	—	—	MTTT4NF05003000	—
3-1/2"	—	—	—	—	—	—	MTT4NF5003500F
3-3/4"	—	—	—	—	—	—	MTT4NF5003750F

* 1-1/4" with 1" thread length ** 1-1/4" with 1/2" thread length

Titanium Stud, Nut, and Bolt Kits

Mettec products are constructed with aircraft-grade titanium alloy which is 37% lighter than steel. Bolts and studs feature threads that are rolled to produce greater fatigue strength and reduce galling. In addition, bolts have forged heads for superior strength. Made in USA.



MTTKT537

Triple XXX and Maxim Chassis Bolt Kit

MTTKIT500HFMAXR1

30-piece, 1/2" titanium bolt and nut kit with 9/16" hex heads. 47% lighter than comparable steel products with no chance of rust or corrosion.



Part No.	Description
MTTKT537	Titanium Radius Rod One-Nut Stud Kit for Through-Hole Bung in Frame, Kit Includes (6) Studs and (12) Steel Nylock Nuts
MTTKT538	Titanium Radius Rod to Frame 1/2 Bolt Kit, Contents Include (6) 1/2"-20 x 2-3/4" Hex Head Bolts and (6) Steel Nylock Nuts
MTTKT503S	Titanium Shock Pin Stud Kit for 1/2" Threaded Frames, Kit Contains (10) 1/2"-20 x 7/8" Studs and (10) Steel Nylock Nuts
MTTKT530	Titanium Fuel Tank Top Plate Bolt Kit
MTTKT531	Titanium Nerf and Bumper Bolt Kit, Kit Contains (12) 3/16" x 1-1/2" Hex Head Bolts and (12) Steel Nylock Nuts
MTTKT533	Titanium Front Hub 12-Point Star Bolt and Hex Flange Nut Kit, Kit Contains (5) 3/8"-16 x 1-3/8" Bolts and (5) 3/8" Titanium Nuts
MTTKT539	Titanium Shock Stud Kit for 1/2"-20 Threaded Frame Bungs, Kit Contains (6) Studs and (6) Steel Nylock Nuts
MTTKT534	Titanium Header Stud and Nut Kit, Contains (14) 3/8" Studs with 5/32" Hex Key Broached In One End and (14) Moly-Coated Hex Flange Nuts

Miscellaneous Bolts, Single Stud, and Nuts

MTTSTUD375X1500



MTTSD503



Description

MTTSTUD375X1500	Distributor Stud, 3/8" Dia. x 1.500" L.
MTTSD503	Titanium Rear Shock Lower Arm, One Nut/ Single Stud
MTTSD502	Steel Drag Link and Tie Rod, One Nut/Single Stud
MTTSD503	Steel Rear Shock Lower Arm, One Nut/Single Stud
MTTT4NF5002000	Front Steer Arm Bolt, 1/2" x 2" Flush Head (Sprint)



Oil Pumps and Oil Pump Drive Shafts

Milodon oil pumps provide a 20-30% increase in volume and pressure. Flow-tested for quality and performance. Pump drive shafts are machined from 4130 chrome moly, centerless-ground to avoid stress risers, and then heat-treated. For use with high-volume/high-pressure oil pumps. Chevy pump drives use pinned steel collars instead of plastic.



Application	Oil Pump	Pump Drive
SB Chevy 283-400		
High-Volume/High-Pressure, 5/8" Inlet	MIL18750*	MIL23050
SB Chevy Z-28 283-400		
Standard-Volume/High-Pressure	MIL18756	MIL23050
SB Chevy LT-1 350-400		
High-Volume, 3/4" Inlet	MIL18740*	MIL23060

* High-volume pumps are 3/8" deeper than stock.

Oil Pump Stud MIL17050

Stud is centerless-ground from 8740 steel with rolled and heat-treated threads, ground washer, and nut. Fits small block Chevy.



Small Block Chevy Main Caps

Rigid main caps, CNC-machined from high-strength ductile material, increase the bottom end strength of 2- or 4-bolt main blocks. Sold complete with required hardware. Block must be align-honed for installation.



Part No.	Description
MIL11150	SB Chevy, OEM 2-Bolt Main, Angled Bolts
MIL11180	SB Chevy 400, 2- Or 4-Bolt Main, Angled Bolts

SB Chevy Lifter Valley Screen Kit MIL23150

Stainless steel oil screens cover drain-back holes in the lifter valley, preventing broken valve train debris from causing serious bottom-end damage. Epoxy adhesive included.



Reinforced Steel Timing Cover MIL65555

Gold iridite-coated small block Chevy steel timing cover has a reinforced cam thrust area to prevent cam "walk."



Small Block Chevy Fastener Kits


Milodon offers a variety of popular fasteners for small block Chevy.

Part No.	Description
MIL81300	Oil Pan Stud Kit
MIL84530	Harmonic Balancer Bolt, 3/4" Hex Head
MIL85000	Oil Pan Bolt Kit
MIL85400	Intake Manifold Bolt Kit



Sprint Oil Pan MOR21551

Fully fabricated aluminum oil pan is engineered for use with Brodix/Dart spread rail engine blocks. Includes a large kick-out, internal runners, and a rear baffle for improved windage control. Pan features three forward facing -12AN female pickups.



"Power Kickout Series" Oil Pans

Kicked out sump, 7-1/8" deep, seven-quart capacity (plus filter) pan. Steel pan is fully baffled, and include five trap doors and removable windage tray. Compatible with strokes up to 3.800".




Part No.	Description
MOR21312	Steel Pan, Fits Pre-1980 Blocks with Driver's Side Dipstick or 1980-85 Blocks with Passenger's Side Dipstick
Pickup Required:	
MOR24101	When Using Melling MEL10555ST Oil Pumps
MOR24103	When Using Standard-Volume, MOR22101 or MEL10553ST Oil Pumps
MOR24104	When Using High-Volume, MOR22111 or MEL10550ST Oil Pumps

Oil Control Kit MOR23035


Oil control kit for small block Chevrolet engines converts virtually any stock-type oil pan to a competition pan. Includes PTFE-coated, louvered windage tray, crankshaft scraper, and rear main oil cap baffle. Some trimming may be required for installation. Components are also available separately.

Part No.	Description
MOR23000	Rear Main Cap Baffle
MOR23020	Louvered Windage Tray
MOR25800	Crankshaft Wiper



Unidirectional Windage Tray Screen MOR22912

Tray directs oil to sump area and increases horsepower by preventing oil from splashing back onto rotating assembly. 23" X 16" screen must be trimmed for each application.



Heavy-Duty Racing Oil Pump

"Tough Neck" series offers more material and is thicker in the neck area.

Part No.	Description
MOR22099	SB Chevy, Standard-Volume
MOR22109	SB Chevy, High-Volume





MOR22124



SB Chevy HD Oil Pumps

Available separately or complete with pickups that have been welded to the pump body for a bolt-on installation. Choose the pump/pickup that matches the depth of the oil pan.

Description	Oil Pump/Pickup Part No.	Oil Pump Only Part No.
Standard Volume Oil Pump		
8-1/4" Deep Pan, 5/8" Inlet	MOR22124	MOR22101
High Volume Oil Pump		
8-1/4" Deep Pan, 5/8" Inlet	MOR22134	MOR22111
7-1/2" Deep Pan, 5/8" Inlet	MOR22144	MOR22111
8-1/4" Deep Pan, 3/4" Inlet	MOR22146	—
7-1/8" Deep Pan, 3/4" Inlet	MOR22147	—

Oil Pump Driveshafts



Designed to replace mild steel OEM shafts, high-quality steel units include a pinned steel sleeve for proper oil pump and shaft alignment.

Part No.	Description
MOR22070	SB Chevy, 5.75" Long
MOR22077	SB Chevy Dart, .391" Raised Cam, 6.24" Long
MOR22090	SB Chevy, When Using BB Chevy Pump, 5.625" Long

Oil Pump Stud Kit MOR38150

Oil pump stud (7/16" x 3-3/16") is made of 4130 steel and fits small or big block and 90° V6 Chevy engines. Includes stud, self-locking nut, and hardened, ground washer.



Oil Pan Inspection Plug Kit MOR23970

Post-race inspections of the crankshaft and connecting rods without removing the oil pan are easy with Moroso's Oil Pan Inspection Kit. The easy-to-install kit includes a steel fitting that welds to the side of the oil pan, and a removable lightweight aluminum inspection plug with a 1" NPT thread.



Oil Pump Block-Off Plate MOR23790

Bolt-on aluminum plate seals oil passage on rear main cap when dry sump is used. Requires no drilling or tapping for installation on small block Chevs.



Oil Restrictor Kits


Reduce flow to rocker arm assemblies, leaving more oil available for rod and main bearings. Power-robbing windage is reduced by lessening the volume of oil passing by the rotating assembly on its return to the pan. Not for use with hydraulic lifters.



Part No.	Description
MOR22010	SB And BB Chevs, .0625" Orifice Dia., Screws into Lifter Gallery Cleaning Plug Holes at Back of Block, Two Per Package
MOR22016	New GM Blocks with Oil Lifter Gallery Bosses, Flush with Bellhousing Face, Two Per Package

Oil Return Screen Kit MOR25000

Screen retains debris in the lifter valley area and includes eight plugs to plug the oil return holes in the lifter valley above the cam. This redirects the oil to the front and rear return galleries and then directly to the sump area, instead of dumping it on the crankshaft, causing increased windage and lost horsepower. Fits SB Chevy.



Racing Oil Filters

Rated at 27 microns, filters reduce pressure drop, offer more flow, less oil bypass, and maximum oil filtration.



Part No.	Description
MOR22459	Chevy Short-Style Oil Filter, 4-9/32" Tall
MOR22460	Chevy Tall-Style Oil Filter, 5-1/4" Tall
MOR22470	Ford/Chrysler Tall-Style Oil Filter, 5-1/4" Tall

Engine Saver Pre-Filter Screen MOR23845

Locates on top of spin-on oil filters to trap debris before it enters the filter element, providing an early warning for engine problems. 304 stainless steel, filtration-grade screen traps contaminants down to the 280-micron range without affecting oil flow or pressure. Crimped rings on inside and outside diameters increase strength and durability. Fits small block, big block, and 90° V6 Chevs.



Oil Bypass Eliminator MOR23775

Machined billet aluminum adapter eliminates the bypass found in OEM small block Chevy filter adapters, preventing unfiltered oil from entering the engine. Adapter features a single inlet and accepts spin-on, stock-type oil filters.



Oil Filter Adapters

Adapters lower filter 1-1/2" and accept accumulators, external or dry sump pumps, or remote oil coolers. Will fit small block Chevs without modification. Adapters use 1/2" NPT inlets and outlets. Includes instructions, mounting bolts, and O-rings.



Part No.	Description
MOR23690	Adapter for Plumbing Accumulators and External or Dry Sump Pumps
MOR23692	Adapter for Plumbing Remote Oil Coolers

Billet Aluminum Remote Oil Filter Mounts

Remote oil filter mount accepts Chevy-style oil filter and offers more installation options. Black anodized billet aluminum mount has two -12AN inlets and three outlets: one -12AN and two 1/4" NPT.



Part No.	Description
MOR23763	Remote Oil Filter Mount, Side-Port Style
MOR23764	Remote Oil Filter Mount, Front-Port Style



Oil Filter Bypass MOR23770

Oil filter bypass fits all small block Chevy V8s. For use with wet sump oil systems when remote oil filters or coolers are used. Bypasses are cast from aluminum with 1/2" NPT inlet and outlet. Includes gaskets and fasteners.



Billet Oil Filter Bypass Plate MOR23782

Plate is necessary when using a remote oil filter or returning oil from dry sump systems. Plate fits small block Chevy and accepts -10AN O-ring port fittings. O-rings are captured in the plate for a tight seal against the block. Includes mounting hardware and O-rings.



Oil Filter Block-Off Plate MOvR23840

Often used on dry sump oil system installations, plate has a 1/2" NPT port for input pressure line and fits all small and big block Chevy (except Gen. V/VI or those with bolt hole at center of pad).



In-Line Oil Filter

Filters are a necessity in many scavenge line locations to prevent metal chips from entering dry sump pumps, rear end pumps, and other oiling system components. Lightweight anodized aluminum filters are easy to disassemble and clean.

Part No.	Description
MOR23850	5/8"-10 Fittings
MOR23860	3/4"-12 Fittings
MOR23870	1/2"-8 Fittings



Filter Fitting MOR23961

-12AN fittings trap metal chips in the oil before they reach the pump, engine, or rear end. Fits dry sump tanks, oil pans, rear end filler/breathers, etc., and is easily removed for cleaning. Screen is 304 stainless steel, 16 mesh wire, .015" diameter. Sold individually.



Oil Preheaters

Oil preheaters heat the oil without scorching or boiling. 212 watts of power raises temperature of 12 quarts of oil 60°F in approximately 30 minutes. Element is 4-1/2" long and screws into place with 1" NPT fitting. 120-volt unit includes detachable 7' cord.



Part No.	Description
MOR23980	Oil Preheater With Aluminum Fitting
MOR23990	Oil Preheater With Steel Fitting

Self-Contained Oil Preheater MOR23991

Pre-heat 12 quarts of oil in just 25 minutes using 400 watts of power. Self-contained, plug-in 110/120V unit is 4-3/4" from fitting to tip. Includes 1/2"-14 NPT aluminum weld bung.



External Heating Pads

Pads adhere to oil tanks to preheat engine oil. Etched foil distributes heat evenly and silicone outer shell resists oil and dirt. Includes 18-AWG electrical cord with plug for 110-volt AC outlets.



Part No.	Description
MOR23995	6" x 12" 360 Watt Pad, Hook-and-Spring Attachment
MOR23996	5" x 7" 400 Watt Self-Adhesive Pad, Heats from 66° to 160°F in 25 Min.
MOR23997	2" x 15" Self-Adhesive Pad, Perfect for Narrow Areas

Small Block Chevy Die-Cast Aluminum Valve Covers MOR68385

Tall, thin-wall small block Chevy 262-400 covers are about half the weight of standard cast versions. The casting process yields a blemish free surface with no porosity. Valve covers are hand-polished and sold in pairs with studs, grommets, and crossover breather tube kits.



Sprint Car Billet Aluminum Valve Covers MOR68050

Each valve cover is CNC-machined from billet aluminum. Each cover weighs less than 1.69 pounds without sacrificing strength. Fit SB Chevy 13 to 23 degree cylinder heads with conventional valve location. A fitted silicone-rubber bead-flange seal provides an air tight vacuum seal promoting improved ring seal and power. Black anodized finish. Sold in pairs.



Breather Tube Kits

Engineered for small block Chevy powered race cars, kit includes components to build an effective crankcase breather system. Mounting hardware and aluminum weld-in bungs included.



Part No.	Description
MOR68762	Crossover Breather Tube Kit
MOR68850	1.75" Dia. Tubing With 8.5" Long Legs, Black Anodized Finish

Weld-In Filtered Breather Kit MOR68800

Designed for use with aluminum valve covers, kit includes two internally baffled breather tubes which must be welded to valve covers.



Small Block Chevy Valve Cover Hold-Down Tabs MOR68510

Chrome-plated steel tabs spread the fastener load over a larger area of the valve cover flange to eliminate distortion and leakage. Set of four 5" hold down tabs with 5/16" holes service one cover.





Filtered Valve Cover Breathers

Hooded and non-hooded breathers are available in two styles, clamp-on or push-in. The steel housings on all breathers are chrome-plated. Elements must be oiled before use and are easily cleaned with soap and water. Elements must be dry before re-oiling. Sold individually. **Note: The hooded, filtered breathers should be installed with the hood facing the fan so that no grit can be blown into the element.**



MOR68813

Part No.	Description
Hooded Clamp-On Type	
MOR68811	Fits 1-3/8" Tube
MOR68812	Fits 1-1/2" Tube
Hooded Push-In Type	
MOR68813	For Covers with Punched Hole
Non-Hooded Clamp-On Type	
MOR68815	Fits 1-3/8" Tube
MOR68816	Fits 1-1/2" Tube
Non-Hooded Push-In Type	
MOR68817	For Covers with Punched Hole

Valve Cover Stud Kits

Studs ease valve cover installation or removal and prevent loosening caused by vibrations. "Bullet Nose" studs make it easier to start threads on mounting nuts. Sold in sets of eight with 1/4"-20 studs, nylon insert lock nuts, and washers.



Part No.	Description
MOR68820	Valve Cover Stud Kit, 1/4"-20 x 1-3/4"
MOR68830	"Bullet Nose" Valve Cover Stud Kit, 1/4"-20 x 1-1/2"

Perm-Align Valve Cover Gaskets

Durable gaskets won't leak, blow out, or get sucked in. Gaskets are 3/16" thick and made of 40 durometer rubber, vulcanized to a rigid steel frame to provide years of dependable service. Two per package.



MOR93021

Part No.	Description
MOR93020	SB Chevy
MOR93021	SB Chevy with 12°/13.5°/15°/16°/18°, Brodix /Dart/ Edelbrock/All-Pro Heads

In-Line Fuel Filters

Anodized aluminum fuel filters use cleanable, 40-micron stainless steel elements to remove dirt and debris from the fuel system.



MOR65230

Part No.	Description
MOR65230	Fuel Filter, -8AN Fittings, 6-1/2" Long
MOR65231	Fuel Filter, Accepts 3/8" NPT Fittings, 5-1/8" Long
MOR97062	Replacement 40-Micron Filter Element

Fuel Pump Block-Off Plates

Block the fuel pump boss when mechanical fuel pump is not used. Available in anodized aluminum, chrome-plated steel, and black anodized billet aluminum finishes.



Black Anodized Aluminum Chrome-Plated Steel Black Anodized Billet Aluminum

Small Block Chevy		
MOR65391	MOR65393	MOR65395

Deck Plug Kit MOR37800


Install 3/4" NPT plugs in block to greatly reduce upper cylinder wall distortion in small block and 90° V6 Chevys. Holes must be tapped before the plugs are screwed in, and block machining is necessary after installation. Plugs also restrict water flow to the cylinder heads by reducing water passage holes. Six per package.



Quick Fastener Washers

MOR71610

Protect your car's finish from scratches and squeaks. Fits all quick fasteners.



Racing Radiator Caps

High-pressure radiator caps are engineered for standard radiator necks and utilize stainless steel springs and solid brass spring retainers.



Part No.	Description
MOR63320	19-21 PSI
MOR63324	23-25 PSI
MOR63328	27-29 PSI

Engine Cleaning Brushes

MOR61820

Quality engine builders know how important it is to have a clean block, especially in the hard-to-get-at areas of the oiling system. Each of these nylon brushes was designed for a specific purpose. There are two each of the oil gallery brushes, since they get the most wear. They can also be used on crankshaft oil holes, cylinder heads, etc. Nylon bristles clean as well as wire, but will not scratch. Set of 12.



Stud Mount Valve Spring Compressors

Changing valve springs is greatly simplified with this stud mount tool which will fit both 3/8" and 7/16" rocker studs. The strong 12" handle provides ample leverage to overcome the resistance of extremely high-pressure valve springs.



Part No.	Description
MOR62370	Stud Mount Valve Spring Compressor
MOR62372	Contains All Parts Necessary to Convert MOR62370 to Use with Jesel Rocker Shaft Systems



Valve Seat Pressure Testers

The most accurate way to monitor valve seat pressure on an assembled engine. Compatible with most aftermarket aluminum or OEM steel rockers and shaft-mounted rocker arms. Includes interchangeable front claws to fit most aftermarket aluminum rocker arms.

Part No.	Description
MOR62388	Interchangeable Front Claws to Fit Most Rockers, 160-400 PSI
MOR62390	100-300 PSI
MOR62391	Low-Profile Design, 160-400 PSI



Tire Pressure Gauges

Gauges have large 2-5/8" dial faces for easy reading. Chuck swivels a full 360° for quick, easy pressure checks. Hose is 15-1/2" in length.

Part No.	Description
MOR89550	0-15 PSI
MOR89555	0-40 PSI
MOR89560	0-60 PSI



Ultra 40 Sprint Wire Sets

The sets feature unsleeved 8.65mm diameter ignition wire with 40 ohms of optimized EMI/RFI resistance per foot. The high-temperature silicone 90° spark plug boots feature positive locking spark plug and distributor terminals.

Part No.	Color
MOR73677	Blue
MOR73699	Red
MOR73722	Black



Engine Storage Bag MOR99401

Extra-large bag measures 42" x 32" x 54". Made from 5-mil plastic.



Quick Fasteners

Part No.	Description
Flush Head	
MOR71291	5/16" x .400"
MOR71293	5/16" x .450"
MOR71294	5/16" x .500"
MOR71299	5/16" x .550"
Oval Head	
MOR71325	5/16" x .450"
MOR71327	5/16" x .450"
MOR71329	5/16" x .400"
MOR71331	5/16" x .500"
MOR71333	5/16" x .500"
MOR71346	5/16" x .500"
MOR71354	7/16" x .500"
MOR71355	7/16" x .500"
MOR71356	3/16" Hex Fastener 7/16" x .500"
MOR71358	7/16" x .450"
MOR71364	7/16" x .550"
MOR71365	7/16" x .450"
Large Head	
MOR71372	.500" Medium Body
MOR71373	.500" Medium Body
MOR71377	.550" Long Body
MOR71378	.550" Long Body
MOR71379	.550" Long Body
Self-Ejecting	
MOR71441	.400" Short Body
MOR71451	.450" Short Body
MOR71501	.500" Medium Body
MOR71502	.500" Medium Body
MOR71505	.550" Long Body
MOR71506	.550" Long Body
MOR71507	.550" Long Body
MOR71531	.650" Long Body
MOR71532	.650" Long Body



Ceramic Engine Seal MOR35500

The best chemical sealer money can buy. Has saved the day for many an oval track racer. Can also be used in tow vehicles or street applications. If this won't seal it, it will have to be welded. Not for use with anti-freeze.

A & B Epoxy MOR35560

Easy-to-use epoxy is used to install oil return screen kits or repair engine blocks, cylinder head intake ports, and intake manifolds. Adheres to any clean surface and has a maximum use temperature of 250°F.



Bleeder Bottles MTP1820

Bleeder bottles include stainless lanyards for attachment to suspension components and a return nipple to prevent spills. Sold in pairs.



Power Bleeder

The power bleeder simplifies brake or hydraulic clutch bleeding. Attach to the fluid reservoir with the cap adapter for a one-man bleeding operation. Power bleeders are available to fit a variety of master and hydraulic clutch cylinder reservoirs. Adapters may also be purchased separately.



Description	Power Bleeder	Adapter
45mm Reservoir, Wilwood Comb. Remote/Tilton 74/75 Series	MTP0100	MTP1100

Mobil 1

Racing Oil

Fully synthetic, low-friction oil is engineered exclusively for racing applications. Well suited to flat tappet engines, oil includes boosted levels of zinc-phosphorous. Sold in 1-quart bottles or in cases. Not API certified.

Description	1-Qt. Bottle	1 Case (6) 1-Qt. Bottles
0W-30	MOB102622-1	MOB102622
0W-50	MOB104145-1	MOB104145



Diesel Truck Oil

Perfect for towing, off-road, or every day stop-and-go driving, oil protects heavy-duty diesel engines. Sold in synthetic or Delvac 1300 petroleum-based formulas in 1-quart bottles or in cases.



Description	1-Gallon Jug	1 Case (3) 1-Gallon Jugs
Synthetic 5W-40	MOB122260-1	MOB122260

Description	1-Gallon Jug	1 Case (4) 1-Gallon Jugs
Delvac 15W-40	MOB122492-1	MOB122492

Synthetic Oil

Lubricant is formulated with a proprietary blend of high-performance synthetic base stocks and fortified with a balanced additive system. Meets ILSAC GF-5 standards. Sold in 1-quart bottles, 5-quart jugs, or in cases. API certified.

Description	1-Qt. Bottle	1 Case (6) 1-Qt. Bottles	5-Qt. Jug	1 Case (3) 5-Qt. Jugs
0W-40	MOB112628-1	MOB112628	—	—
5W-20	MOB103008-1	MOB103008	—	—
5W-30	MOB124315-1	MOB124315	MOB124317-1	MOB124317
10W-30	MOB122319-1	MOB122319	MOB122326-1	MOB122326
15W-50	MOB122377-1	MOB122377	—	—



Automatic Transmission Fluid

Mobil offers a wide variety of conventional, synthetic blend, and fully synthetic automatic transmission fluids to suit a wide variety of vehicles. Sold in 1-quart bottles or in cases.

Description	1-Qt. Bottle	1 Case (6) 1-Qt. Bottles
Synthetic	MOB112980-1	MOB112980

Description	1-Qt. Bottle	1 Case (12) 1-Qt. Bottles
Type F	MOB122974-1	MOB122974
Dexron IIIH/Mercon	MOB123130-1	MOB123130
Multi-Vehicle	MOB123034-1	MOB123034
Dexron VI	MOB125579-1	MOB125579



Advanced Fuel Economy

These oils are engineered with a proprietary blend of high-performance synthetic base oils, fortified with a precisely balanced component additive system. Mobil 1 Advanced Fuel Economy oils provide excellent overall lubrication and wear protection performance for many driving styles and conditions, from mild to severe. Sold in 1-quart bottles, 5-quart jugs, or in cases.

Description	1-Qt. Bottle	1 Case (6) 1-Qt. Bottles	5-Qt. Jug	1 Case (3) 5-Qt. Jugs
0W-16	MOB124321-1	MOB124321	MOB124322-1	MOB124322
0W-20	MOB124184-1	MOB124184	—	—



Synthetic Gear Lube

Multi-purpose synthetic gear lubricants are engineered to meet the performance requirements of passenger vehicles in a wide variety of operating conditions, including limited-slip differentials. Sold in 1-quart bottles or in cases.

Description	1-Qt. Bottle	1 Case (12) 1-Qt. Bottles
LS 75W-90	MOB104361-1	MOB104361
LS 75W-140	MOB102490-1	MOB102490



Racing™ 4T Motorcycle Oil

Designed primarily for on-road, high-performance, four-cycle sport bikes. It also may be used in other types of on- and off-road four-cycle motorcycles that specify the use of 10W-40 engine oil. Sold in 1-quart bottles or in cases.

Description	1 Qt. Bottle	1 Case (6) 1-Qt. Bottles
10W-40	MOB124245-1	MOB124245



Synthetic Grease MOB121071-1

Lithium-complex NLGI No. 2 greases includes extreme-pressure properties and resistance to wear, water, rust, and corrosion. Synthetic base provides maximum performance at low or high temperatures. Sold in 13.4-oz. cartridges.



Vehicle Care Cleaner

Easy-to-use spray-on cleaner removes dirt, dust, grime, bugs, and heavy rubber scuff marks quickly and easily from virtually any painted, powder-coated, or vinyl finishes, including flat or matte. Non-streaking formula sprays on and wipes off.

16-oz. Bottle	1-Gallon Container
MOLMLVC161	MOLMLVC011



Driving Suit Care Spot Cleaner

Designed for use in conjunction with Molecule Wash, Spot Cleaner penetrates deeply into technical fabrics including Nomex, suspending and dissolving embedded stains.

4-oz. Bottle	16-oz. Bottle	1 Case (6) 16-oz. Bottles
MOLMLSC041	MOLMLSC161	MOLMLSP-16-6



Detailer

Light-duty Detailer cleans and polishes in one easy step. Spray-on product safely removes dirt, grime, bugs and light rubber scuff marks. Non-streaking formula works on any painted, powder-coated, or vinyl finish.

16-oz. Bottle	1-Gallon Container
MOLMLVD161	MOLMLVD011



Wash Kit

An economically-priced, bundled kit that includes both Molecule Wash and Spot Cleaner. Kit helps maximize cleaning efficiency.

4-oz. Kit	16-oz. Kit	1 Case (6) 4-oz. Kits	1 Case (3) 16-oz. Kits
MOLMLWK442	MOLMLWK162	MOLMLWK-44-6	MOLMLWK-1616-3



Driving Suit Care Refresh

Easy to use, spray-on Refresher keeps race suits clean and fresh. Product eliminates odors on technical fabrics including Nomex, CarbonX, FR Cotton, and other fabrics.

4-oz. Bottle	16-oz. Bottle	1 Case (12) 4-oz. Bottles	1 Case (6) 16-oz. Bottles
MOLMLRE041	MOLMLRE161	MOLMLRE-4-12	MOLMLRE-16-6



Complete Care Kit MOLMLCK164

An all-in-one kit designed to clean, protect, and refresh driving suits. Complete Care Kit includes 16-oz. Refresh, 16-oz. Wash, 16-oz. Protector, and 4-oz. Spot Cleaner.



Wash

Wash allows the cleaning of driving suits and related undergarments in standard washing machines. Product removes contaminants and odor-causing bacteria and cleans technical fabrics including Nomex, CarbonX, and FR Cotton.

4-oz. Bottle	16-oz. Bottle	1 Case (12) 4-oz. Bottles	1 Case (6) 16-oz. Bottles
MOLMLWA041	MOLMLWA161	MOLMLWA-4-12	MOLMLWA-16-6



Helmet Care Cleaner and Polish

Safe and easy to use, product sprays on and wipes off, keeping helmets and visors clean and shiny. Suitable for use on gloss, flat, or matte finishes. Will not scratch surfaces.

4-oz. Bottle	1 Case (12) 4-oz. Bottles
MOLMLHCP41	MOLMLHCP-4-12



Protector

Effective and easy-to-use, spray-on Protector helps repel grease, oils, fuels, and other flammable stains from driving suits. Formula bonds to Nomex, providing protection and shielding from UV rays, while maintaining breathability.

16-oz. Bottle	1 Case (6) 16-oz. Bottles
MOLMLPR161	MOLMLPR-16-6



Helmet Refresh

Spray-on Fabric Refresher keeps helmet liners clean and odor-free. Fresh-scented, skin-friendly cosmetic-grade product eliminates odor-causing bacteria.

4-oz. Bottle	1 Case (12) 4-oz. Bottles
MOLMLHFF41	MOLMLHFF-4-12





Helmet Care

Visor Cleaner Rain Repel **MOLMLHRR41**

Visor Cleaner Rain Repel sprays on helmet visors, goggles, or windshields, improving visibility in wet weather. Product increases the surface tension of water, allowing it to quickly shed from visors, while also removing dirt, bugs, oil and other racetrack grimes. 4-oz. bottle.



Anti-Fog

Anti-Fog simply applies to the inside surface of visors or goggles, preventing condensation and fogging, and increasing visibility. May also be used on windshields and mirrors.



4-oz. Bottle	1 Case (12) 4-oz. Bottles
MOLMLHAF41	MOLMLHAF-4-12

Matte Detailer

Cleans and details matte finish helmets in one step. Specifically formulated to keep the low luster of matte helmets.



4-oz. Bottle	1 Case (12) 4-oz. Bottles
MOLMSHMD	MOLMSHMD-4-12



Corsa R Gloves

Designed to deliver exceptional performance and comfort, even when subjected to the most extreme conditions. The Corsa R utilizes anatomically-correct, pre-curved fingers to prevent fabric bunching, and one-piece palms with outside stitching are incorporated to help alleviate pressure points and abrasions. FIA 8856/2000 approved. Offered in black, white, red, or blue.



Size	Black	Blue	Red	White
Medium	MOMGUCORSABLK10	MOMGUCORSABLU10	MOMGUCORSARED10	MOMGUCORSAWHT10
Large	MOMGUCORSABLK11	MOMGUCORSABLU11	MOMGUCORSARED11	MOMGUCORSAWHT11
X-Large	MOMGUCORSABLK12	MOMGUCORSABLU12	MOMGUCORSARED12	MOMGUCORSAWHT12

Comfort Tech Fire-Resistant Underwear **NEW!**

Fire-resistant undergarments deliver an added layer of protection, preventing harmful heat transfer and direct flame exposure. Constructed from soft-knit aramid, Comfort Tech offer improved moisture-wicking and breathability qualities. High-collar, long-sleeve tops, long pants, socks, and balaclavas are offered in black or white.

Size	Black	White
High Collar/Long Sleeve Tops		
Medium	MOMMNXCCTBKM00	MOMMNXCCTWHM00
Large	MOMMNXCCTBKLO0	MOMMNXCCTWHLO0
X-Large	MOMMNXCCTBKXLO	MOMMNXCCTWHXLO
XX-Large	MOMMNXCCTBKXXL	MOMMNXCCTWHXXL
Long Pants		
Medium	MOMMNXLJCTBKM00	MOMMNXLJCTWHM00
Large	MOMMNXLJCTBKLO0	MOMMNXLJCTWHLO0
X-Large	MOMMNXLJCTBKXLO	MOMMNXLJCTWHXLO
XX-Large	MOMMNXLJCTBKXXL	MOMMNXLJCTWHXXL
Socks		
Medium	MOMMNXLSTBKM00	MOMMNXLSTWHM00
Large	MOMMNXLSTBKLO0	MOMMNXLSTWHLO0
X-Large	MOMMNXLSTBKXLO	MOMMNXLSTWHXLO
Balaclava		
One-Size-Fits-All	MOMMNXBALCOTBLK	MOMMNXBALCOTWHT



X2 Transponder Timing System

The X2 can help guide you to faster laps through increased on-track data. System automatically uploads practice and race data to your personal MYLAPS account, allowing it to be viewed, analyzed, and shared. The X2 works with RaceKey, which helps activate, manage, and charge the system. Sold complete with transponder, transponder holder, RaceKey, RaceKey mount and USB cabling. Standard X2 systems are fully rechargeable, while the Direct Power Upgrade allows connecting the unit directly to the car's battery. Following system purchase, simply log onto your MYLAPS account, download the MYLAPS Connect software, and finish by activating your subscription.

Part No.	Description
Rechargeable X2 Transponder Systems	
MYL10R901	X2 Package, 1-Year Subscription
MYL10R902	X2 Package, 2-Year Subscription
MYL10R905	X2 Package, 5-Year Subscription
Direct Power Upgrade X2 Transponder Systems	
MYL10R611	X2 Package, 1-Year Subscription
MYL10R612	X2 Package, 2-Year Subscription
MYL10R615	X2 Package, 5-Year Subscription



Holder and Clip [MYL40R011](#)

Secures the original MyLaps Transponder in the car. **Note: Will not work with the X2.**



300V Racing Oil

Formulated for high-performance racing engines, 100% synthetic 300V Racing Oil blends synthetic ester bases and specific anti-friction additives to increase film resistance, reduce friction, and lower oil temperatures. 300V Chrono, Competition, and LeMans oils are formulated for endurance racing where high engine oil temperatures are common. Oils are ideal for use with gasoline or diesel engines and may be used with or without catalytic converters. Sold in two-liter (1/2 gallon) containers, or in cases. Not API certified.



Description	2-Liter Container	1 Case (10) 2-Liter Containers
300V Power 5W-30	MTL104241	MTL104241-10
300V Power 5W-40	MTL104242	MTL104242-10
300V Chrono 10W-40	MTL104243	MTL104243-10
300V Competition 15W-50	MTL104244	MTL104244-10
300V Lemans 20W-60	MTL104245	MTL104245-10

Gear 300 75W-90 Lubricant

Gear 300 is a semi-synthetic, ester-based gearbox and rear axle lubricant formulated specifically for high-performance and racing cars. Lubricant delivers an unsharable oil film, even under extreme conditions, and resists extreme pressure, wear, corrosion, and foaming. Gear 300 is designed for conventional differentials and meets API GL4 and GL5 standards. Sold in one-liter bottle, or in cases. **Note: Not for use in limited-slip differentials.**



1-Liter Bottle	1 Case (12) 1-Liter Bottles
MTL105777	MTL105777-12

Multi ATF Transmission Fluid

Synthetic-based fluid is formulated with anti-wear, anti-corrosion, and anti-foaming properties for use in a variety of automatic transmissions. It reduces friction for longer gear life and may also be used in power steering and other hydraulic systems. Meets GM Dexron II/III and Ford Mercon/Mercon V specifications. Sold in one-liter bottles, or in cases.



1-Liter Bottle	1 Case (12) 1-Liter Bottles
MTL105784	MTL105784-12

Break-In Oil 10W-40

Specially formulated performance break-in oil incorporates balanced friction modifiers and increased levels of ZDDP (Zinc-Phosphorous) to reinforce engine protection. High-heat and shear-stable polymers are additionally used to maintain optimum lubricating film and ring seal. Sold in one-quart bottles, or in cases. Not API certified.



1-Qt. Bottle	1 Case (12) 1-Qt. Bottles
MTL108080	MTL108080-12

RBF 600 Racing Brake Fluid

A DOT 4, 100% synthetic, non-silicone racing brake fluid that is engineered to endure the high temperatures common to racing brake and clutch systems. RBF 600 has a dry boiling point of 593°F, superior to DOT 5 silicone based fluids. Viscosity is lower than DOT 3 and DOT 4 fluids, allowing easier fluid circulation in micro-valves and anti-lock systems. Sold in 1/2-liter bottles, or in cases. **Note: Do not mix with silicone (DOT 5 silicone base) or mineral base fluids (LHM).**



1/2-Liter Bottle	1 Case (12) 1/2-Liter Bottles
MTL100949	MTL100949-12



RBF 660 Racing Brake Fluid

RBF 660 resists the extreme temperatures common to carbon and ceramic race car brakes, minimizing reliance upon air for brake cooling. 100% synthetic, non-silicone DOT 4 fluid has a 617°F dry boiling point. Greatly exceeds DOT 3, DOT 4, and DOT 5.1 standards. May also be used with conventional steel rotors and clutch systems. Sold in 1/2-liter bottle, or in cases.

Note: Do not mix with silicone (DOT 5 silicone base), mineral (LHM) or polyglycol based brake fluids.



1/2-Liter Bottle	1 Case (12) 1/2-Liter Bottles
MTL101667	MTL101667-12

Classic Performance Engine Oil

Offers anti-wear properties and increases your engine's lifespan.



1-Liter Bottle	1 Case (12) 1-Liter Bottles
MTL110621	MTL110621-10

Engine Clean

Designed for use prior to an oil change, Engine Clean restores engine compression by eliminating black sludge, carbon deposits, and varnishes. Protects the engine by keeping new oil clean longer.



10-OZ. Liter Bottle	1 Case (12) 10-OZ. Bottles
MTL109541	MTL109541-12

McCare E10 Shine and Go Spray

McCare shines and revives plastic surfaces including fenders, mirrors, and painted surfaces. Provides a durable, non-sticky protective film. Sold in 13-oz. aerosol cans, or in cases.



13-oz. Aerosol Can	1 Case (12) 13-oz. Cans
MTL108093	MTL108093-12

Nismo Competition

High-performance lubricant specially developed for supercharger-equipped, high-output, high-torque engines. NISMO COMPETITION OIL is the best protection you can get for your engine. Sold in one-liter containers, or in cases. Not API certified.



1-Liter Container	1 Case (6) 1-Liter Containers
0W-30	
MTL102497	MTL102497-6
5W-40	
MTL104253	MTL104253-6
15W-50	
MTL102500	MTL102500-6
75W-140	
MTL102503	MTL102503-6

Motylgear 75W-85

Technosynthese® extreme pressure lubricant is suitable for gearboxes and other OEM transmissions where SAE 75W-85 grade is required. Offers smooth shifting and high-temperature stability. Sold in one-liter bottles, or in cases.



1-Liter Bottle	1 Case (12) 1-Liter Bottles
MTL109055	MTL109055-12

Radiator Clean

Removes deposits in the entire cooling circuit caused by operating conditions. Cleans the complete cooling system, dissolves and removes scale and radiator sludge, and improves the performance of valves, thermostats, and water pumps. Recommended for use in all liquid-cooled, closed cooling systems such as in commercial vehicles, passenger cars, and industrial heat exchangers. Improves heating and cooling performance while increasing the effectiveness of the cooling system and extends the lifespan of all components.



10-oz. Bottle	1 Case (12) 10-oz. Bottles
MTL109544	MTL109544-12



Mike Reusche



30" Torsion Bars

Manufactured from high-grade alloy steel, MPD Racing torsion bars are 1-1/8" diameter x 48-spline. With lightweight hollow construction, torsion bars are available in .025" increments from .875" to 1.065" diameter in both 29" or 30" lengths. Each bar is packaged in a protective tube at no extra charge. All MPD bars are threaded on the ends to accept retainers to secure the arms and strips



Part No.	Diameter	Arm Length										
		11.0"	11.5"	12.0"	12.5"	13.0"	13.5"	14.0"	14.5"	15.0"	15.5"	16.0"
MPD300925	0.925"	294	269	247	228	210	195	181	169	158	148	139
MPD300950	0.950"	328	300	276	254	235	218	203	189	177	165	155
MPD300975	0.975"	365	334	306	282	261	242	225	210	196	184	172
MPD300987	0.987"	365	334	306	282	261	242	225	210	196	184	172
MPD301000	1.000"	403	369	339	312	289	268	249	232	217	203	191
MPD301015	1.015"	424	388	356	328	303	281	261	244	228	213	200
MPD301025	1.025"	403	406	373	344	318	295	274	256	239	224	210
MPD301050	1.050"	487	446	410	378	349	324	301	281	262	246	230
MPD301065	1.065"	510	467	429	395	365	339	315	293	274	257	241

29" Torsion Bars

Part No.	Diameter	Arm Length										
		11.0"	11.5"	12.0"	12.5"	13.0"	13.5"	14.0"	14.5"	15.0"	15.5"	16.0"
MPD290925	0.925"	294	269	247	228	210	195	181	169	158	148	139
MPD290950	0.950"	328	300	276	254	235	218	203	189	177	165	155
MPD290975	0.975"	365	334	306	282	261	242	225	210	196	184	172
MPD291000	1.000"	403	369	339	312	289	268	249	232	217	203	191
MPD291025	1.025"	444	406	373	344	318	295	274	256	239	224	210
MPD291050	1.050"	487	446	410	378	349	324	301	281	262	246	230
MPD291065	1.065"	510	467	429	395	365	339	315	293	274	257	241

26" Torsion Bars

Manufactured from the same high-grade alloy steel as the Sprint Car bars, MPD Racing 26" torsion bars are 7/8" diameter x 48-spline. With lightweight hollow construction, torsion bars are available from .600" to .800" diameter in 26" lengths to provide a range of options for effective wheel rates. Each bar is packaged in a protective tube at no extra charge.

Part No.	Diameter	Spline
MPD26600	0.600"	7/8" Spline
MPD26625	0.625"	7/8" Spline
MPD26650	0.650"	7/8" Spline
MPD26675	0.675"	7/8" Spline
MPD26700	0.700"	7/8" Spline
MPD26712	0.712"	7/8" Spline
MPD26725	0.725"	7/8" Spline
MPD26737	0.737"	7/8" Spline
MPD26750	0.750"	7/8" Spline
MPD26775	0.775"	7/8" Spline
MPD26800	0.800"	7/8" Spline

TECH TIP

MPD Racing torsion bars are known for providing superior durability and exceptional consistency at a reasonable cost. Sprint Car teams around the world have found repeated success with MPD torsion bars, and their input has helped us continue to improve the quality and consistency of our products for decades.

Made of a high-quality 4340 steel alloy and heat treated to our exacting specifications, our torsion bars have won more Sprint Car championships than all other brands combined. Torsion bars feature 1-1/8" diameter x 48-spline ends, and may be ordered in diameters from 0.875" to 1.065", in both 29" and 30" lengths. Manufactured in the USA with all-American materials.

Storage Tube

MPD99700

The same tube used to protect MPD torsion bars during storage or transport may also be purchased separately. Protective tube is 1-1/2" diameter x 16-3/4" long and weighs just .20 lbs.



Torsion Bar Retainers

Aluminum retainers are engineered specifically for use with MPD Racing 1-1/8" diameter torsion bars.



Part No.	Description
MPD30001	Torsion Bar Retainers, Sold in Pairs
MPD30002	Torsion Bar Retaining Caps for 1-1/8" Bar, Sold in Pairs

Torsion Bar Bushings for Sprint Cars

NYLON BUSHING FEATURES:

POLYOXYMETHYLENE - Less Friction, Properties Remain Constant with Humidity, High-Impact Strength

POLYTETRAFLUOROETHYLENE - Improves Abrasion Resistance, Improves Lubrication

POLYSILOXANE - Improves Weatherability, Improves Thermal Stability

Part No.	Description
Nylon	
MPD30104	.095" (4-Pack)
MPD30110	.095" (10-Pack)
Bronze	
MPD30204	.095" (4-Pack)
MPD30210	.095" (10-Pack)



Torque Ball Housing

Machined from black anodized billet aircraft aluminum, these torque ball housings are the strongest torque ball housings on the market! It is the only housing on the market that pivots in the same linear pattern as the U-joint, letting your car drive harder and roll freer.



Part No.	Description
MPD68200	4.45" Torque Ball Housing
MPD68205	Torque Ball Housing Bolt Kit

Torque Balls

MPD Torque Balls are machined out of solid aluminum billet and are hard anodized to keep from binding.

Part No.	Description	Matching Components
Long Ball		
MPD64202	4.45" Ball Diameter 2.995" I.D.	MPD68200
Standard Ball		
MPD64203	4.45" Ball Diameter 3.005" I.D.	MPD68200
MPD64205	4.45" Ball Diameter 2.995" I.D.	MPD68200



[MPD64205](#) [MPD64202](#)

Aluminum Torque Tubes

MPD anodized aluminum torque tubes are turned to 2.990" O.D. and reamed to 2.628" I.D. to ensure .005" clearance between the torque ball and torque tube. Tubes are available in 27", 28", 32", and 35" lengths. The torque collars have been lightened with a ball mill to decrease weight. All torque tube assemblies are supplied with an O-ring.



[MPD64650](#)

Part No.	Description	Matching Components
MPD64628	Black 28"	MPD64205 , MPD64202
MPD64632	Black 32"	MPD64205 , MPD64202
MPD64635	Black 35"	MPD64205 , MPD64202
MPD64650	HD Long Collar Black 28"	MPD64205 , MPD64202
MPD64601	Black, 27", 3" O.D.	MPD64203

28" Steel Tubular Driveshaft [MPD65104](#)



Made with tough 4130 steel, then gun drilled to reduce weight, MPD Racing tubular driveshafts feature 10-spline ends.

Shift Levers

Our lightweight shift levers have a positive lock system to securely lock the car into gear. Spring-loaded lever locks into place in either the "in" or "out" position. The black anodized shift lever is offered in both a weld-on or clamp-on style.



Part No.	Description	Weight
MPD84000	Shift Lever, Weld-On	0.40 lbs.
MPD84000C	Shift Lever, Clamp-On	0.55 lbs.
MPD84010	Clamp for Push Lock Shifter Cable	—
MPD84001	Shifter Installation Kit, Weld-On Bracket	—
MPD84015	Shifter Installation Kit, Cable Tab / Weld-On Bracket	—
MPD84020	Cable	—

Sprint Car Axle Spacer Kit

MPD Racing's axle spacer system uses a split cone spacer which allows moving the wheel in or out without going back to look for the right size spacer. Once the spacing is correct, simply move the existing spacers from the inside of the wheel to the center of the split cone or vice versa. Kit includes male cone for the wheel center and female cone for the wheel nut, 2 of the 1/4" and 4 of the 1/2" spacers. Some cars may require an additional spacer between the system and the birdcage. Black anodized aluminum. Made in the USA.



[MPD87200](#)

Part No.	Description
MPD87200	Coned Sprint Car Axle Spacer Kit with (2) 1/4" Spacers and (4) 1/2" Spacers
Extra Spacers for Kit	
MPD87201	Male Cone - Sold Each
MPD87202	Female Cone - Sold Each
MPD87203	Male/Female Kit
MPD87009	1/2" Wide - Sold Each
MPD87015	1/4" Wide - Sold Each
MPD87007	7/8" Wide, Tapered - Sold Each
MPD87008	7/8" Wide, 42-Spline - Sold Each

SPRINT CAR TETHERS

Sprint Car Front Axle Tether System

Approved for use by Knoxville Raceway and the WoO (World of Outlaws), front axle tether system adds a measure of safety to open wheel racing in the event of front axle breakage. Clamps install easily to front axle, and tethers are then connected to the front motor mount tube. Kits include (2) billet clamps, (2) tethers, and required hardware. Tether, clamp, and hardware kits are also available separately for replacement purposes, or for spare front axles.



Part No.	Description
MPD10500	Axle Tether Pair with 2.5" Clamps
MPD10501	Axle Tether Pair with 2.38" Clamps
MPD10502	Axle Tether Pair with 2.25" Clamps
MPD10525	Axle Clamp Pair 2.5" with Hardware
MPD10526	Axle Clamp Pair 2.38" with Hardware
MPD10527	Axle Clamp Pair 2.25" with Hardware
MPD10528	Axle Clamp Hardware Only

King Pin Tether Kit

King pin tether from MPD Racing is required by World of Outlaws and many other Sprint Car sanctioning bodies and tracks. It attaches to the king pins so that they will remain with the race car in the event of a crash.



[MPD10507](#)

Part No.	Description
MPD10510	King Pin Studs Pair
MPD10506	For 50" Axle, King Pin Tether with Hardware
MPD10507	For 51"-53" Axle, King Pin Tether with Hardware



[MPD10510](#)

Lightweight Sprint Hubs

These billet direct-mount hubs are machined from 6061-T6 aluminum for superior precision and strength. Kit includes left hub with rotor mount, right hub without rotor mount, bearings, seals, wheel nuts, and dust cap.

MPD28500



Part No.	Description
MPD28500	Complete Kit, Includes Right and Left Sides
MPD28510	Direct-Mount Billet Hub, Left Side Only, Complete
MPD28512	Direct-Mount Billet Hub, Right Side Only, Complete

Replacement Parts

Part No.	Description
MPD28520	Dust Cap
MPD28524	Wheel Bearing Kit
MPD28526	Seal
MPD28528	Bolt Kit For Front Hub

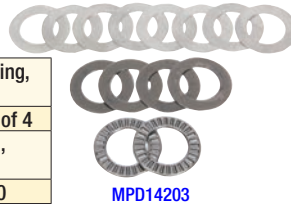
Hub Bearing Spacer MPD13607

Bearing spacers feature a patented design that improves wheel spin by 1200% and reduces bearing maintenance and wear. Threaded adjustment makes setting end play or preload easy.



Spindle Nut & Shim Kits

Part No.	Description
MPD14201	Sprint Spindle Thrust Bearing, Pack of 4
MPD14202	.030" Thrust Washer, Pack of 4
MPD14203	King Pin Thrust Bearing, Roller, Steel, Kit
MPD14204	0.005" Shim, Pack of 10
MPD14205	0.007" Shim, Pack of 10
MPD14206	0.010" Shim, Pack of 10
MPD14207	0.015" Shim, Pack of 10



Sprint Spindles

MPD14000

Sprint car spindles are manufactured using a 7075-T6 forging and are offered with titanium or steel snout and include lock nuts.



Part No.	Description
MPD14000	Spindle with Steel Snout, 2 Ear, Sprint Dirt
MPD14010	Spindle with Titanium Snout, 2 Ear, Sprint Dirt
MPD14100	Asphalt Spindle

Spindle Replacement Parts

Part No.	Description
MPD28440	Spindle Lock Nut Kit - Each
MPD28460	King Pin Bushings, Brass, 4-Pack
MPD14300	King Pin Brass Bushing - Each



Sprint Car King Pins

Part No.	Description
MPD14001	Steel King Pin
MPD28456	King Pin Cap



Asphalt Billet Hubs MPD17000


Our new asphalt hubs are precision machined from 6061-T6 aluminum. It features a direct mount floating rotor with all the hardware included. Comes complete with aluminum lug nuts, wheel bearings and seals. Uses step-style spindle.



SPRINT CAR BRAKES

Aluminum Brake Rotors

All rotors have been drilled and lightened to significantly reduce rotating weight. Rotors are 3/8" thick and are made of 6061-T651 tooling plate. Each rotor is clear anodized to increase durability and extend usable life.



Part No.	Description
MPD17900	11"
MPD17904	10"

Front Rotor Mounting Kits

MPD1790K

Front rotor mounting kits include 3 stands with bolts. Stands have 1/2"-20 threads through and include 1/2"-20 flathead Allen bolts.



Description	Weight
Black Anodized Aluminum Kit Allow Mounting Brake Rotor to MPD Sprint Hubs, One Kit Per Hub	0.29 lbs.

Brake Mounts

MPD179K27L

MPD179K9



Part No.	Offset	Caliper B/C	Spindle B/C	Diameter	Width
Front					
MPD179K27L	0.66"	5.98"	4.25"	11.19"	1.25"
MPD179K27R	0.66"	5.98"	4.25"	11.19"	1.25"
Top					
MPD179K9	—	3.25" / 2 Piston	3.25"	11"	—

Sprint Drive Studs for Front Hubs

MPD12300

Threaded drive stud, with 5/8"-11 thread on pin and 1/2"-20 thread on shank. Fits bolt-on front hubs.



Pavement Hub Lug Nut MPD12400

Aluminum lug nut with 5/8"-11 thread. Sold in packs of three.





SPRINT CAR STEERING ARMS

Sprint Car Steering Arms

The MPD Racing sprint steering arms are machined from 2024 aluminum, drilled and tapped 1/2" NF for mounting. Available in multiple configurations. Clear anodized finish.



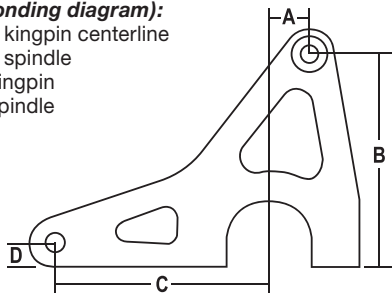
Part No.	Description	Weight	Spindle				
			B/C	A	B	C	D
Left Front Combo							
MPD17700LT	Left Front Combo	1.35 lbs.	3.75"	0	5.625"	6.060"	1.400"
MPD17706	For Light Spindle	1.20 lbs.	3.25"	1	5.625"	5.625"	0.750"
MPD17708	For Light Spindle	1.20 lbs.	3.25"	0	5.625"	5.625"	0.750"
Right Front							
MPD17606	For Light Spindle	0.80 lbs.	3.25"	0	0	5.625"	0.750"
MPD17607	For Light Spindle	0.83 lbs.	3.25"	0	0	5.625"	1.062"

TECH TIP

STEERING ARM MEASUREMENT GUIDELINES

Please follow these guidelines for providing correct steering arm dimensions (see corresponding diagram):

- A. Drag-link centerline to kingpin centerline
- B. Drag-link centerline to spindle
- C. Tie-rod centerline to kingpin
- D. Tie-rod centerline to spindle



Pitman Arms

MPD offers a variety of different styles of Pitman arms to make sure you get the correct feel of the racecar.



Part No.	Description	MPD28360
Straight		
MPD28340	Black, 10" and 11" Holes	
MPD28360	Long, Black, 11.25", 12.25", 13.25", and 14.25" Holes	
MPD17400LT	15" Spline Pitman Arm	
Angle		
MPD28345	Black, 10" and 11" Holes	
MPD28365	Long, Black, 11.25", 12.25", 13.25", and 14.25" Holes	
MPD17400LTS	15" Spline Pitman Arm	



Cone Spacers

Part No.	Description	Weight
MPD41000	Plain	.01
MPD41002	Black	.01
MPD41005	Set of 10, Plain	—
MPD41006	Set of 10, Black	—

MIDGET REAR AXLE

Midget Birdcages

The MPD billet birdcages are made of billet 6061 aluminum. They come complete with split race angular contact bearings and hardware



Part No.	Description
MPD20100	Midget Birdcage, Left Rear, Billet 6061
MPD20101	Midget Birdcage, Right Rear, Billet 6061
Replacement Parts	
MPD20110	Flag for Right Rear Midget Birdcages
MPD20111	Flag for Left Rear Midget Birdcages
MPD20112	Stand-off Spud for Midget Birdcages
MPD20115	Bearing Spacer 31 Spline for Midget Birdcages
MPD20120	Midget Birdcage Bearing Angular Contact

Midget Axle Spacers - 36-Spline



Part No.	Description
MPD87200-36	Coned Midget Axle Spacer Kit with (2) 1/4" Spacers and (4) 1/2" Spacers, 36-Spline
Extra Spacers For Kit	
MPD87201-36	Male Cone - Sold Each
MPD87202-36	Female Cone - Sold Each
MPD87009-36	1/2" Thick - Sold Each
MPD87015-36	1/4" Thick - Sold Each

Midget Axle Spacers - 31-Spline

Part No.	Description
MPD87200-31	Coned Midget Axle Spacer Kit with (2) 1/4" Spacers and (4) 1/2" Spacers, 31-Spline
Extra Spacers for Kit	
MPD87201-31	Male Cone - Sold Each
MPD87202-31	Female Cone - Sold Each
MPD87009-31	1/2" Thick - Sold Each
MPD87015-31	1/4" Thick - Sold Each

Midget Aluminum Torsion Stop

MPD27200

MPD stops are CNC-machined from 2024 aluminum and come complete with adjusting hardware. They are sized to fit 1" torsion bars. Black.



Lightweight Sprint Hubs MPD28500

These billet direct-mount hubs are machined from 6061-T6 aluminum for superior precision and strength. Kit includes left hub with rotor mount, right hub without rotor mount, bearings, seals, wheel nuts, and dust cap.



Part No.	Description
MPD28500	Complete Kit, Includes Right and Left Sides
MPD28510	Direct-Mount Billet Hub Left Side Only, Complete
MPD28512	Direct-Mount Billet Hub Right Side Only, Complete

Replacement Parts

Part No.	Description
MPD28520	Dust Cap
MPD28524	Wheel Bearing Kit
MPD28526	Seal
MPD28528	Bolt Kit For Front Hub

HUB Bearing Spacer MPD13607

Bearing spacers feature a patented design that improves wheel spin by 1200% and reduces bearing maintenance and wear. Threaded adjustment makes setting end play or preload easy.



Midget Front Axle MPD28100



Midget front axles are 44" x 2" x .110" wall 4130 Chrome Moly, and have a black powder-coated finish.


Midget Billet Spindles

MPD Midget spindles are produced from billet 2024-T3 aluminum and are offered with both steel and titanium pins. They come complete with spindle lock nuts. Offered in 2 and 4 ear.



Part No.	Description
MPD28400	4 Ear, Steel Shaft, Black
MPD28410	4 Ear, Titanium Shaft, Black
MPD28414	2 Ear, Titanium Shaft Black
MPD28404	2 Ear, Steel Shaft Black

Spindle Nut and Shim Kits



Part No.	Description
MPD14201	Sprint Spindle Thrust Bearing, Pack of 4
MPD14202	.030" Thrust Washer, Pack of 4
MPD14203	King Pin Thrust Bearing, Roller, Steel, Kit
MPD14204	0.005" Shim, Pack of 10
MPD14205	0.007" Shim, Pack of 10
MPD14206	0.010" Shim, Pack of 10
MPD14207	0.015" Shim, Pack of 10

Midget King Pins and Caps

MPD king pins are offered in both steel and titanium and come with the cap.



Part No.	Description
MPD28450	Steel Pin with Cap
MPD28454	Titanium Pin with Cap
MPD28456	Aluminum Pin Cap

Midget Steering Arms

MPD steering arms are made of a high-quality billet aluminum. These arms work on all Midget steering applications and have 7/16"-20 threaded mounting holes.



Part No.	Description
MPD28250	Steering Arm for Midget, Black
MPD28260	Wishbone Steering Arm for Midget, Black
MPD28270	Combo Steering Arm for Midget, Black

MPD Front Brake Mounts

Aluminum front brake mounts are built for 10-1/8" rotors and come in a variety of styles.



Part No.	Description
MPD28300	Brake Bracket, Front-Mount, DMI-Style, Black
MPD28310	Brake Bracket, Top-Mount, DMI-Style, Black
MPD28315	Brake Bracket, Front-Mount, Winter-Style, Black

4.45" Torque Ball Housing MPD68200

Machined from black anodized billet aircraft aluminum, these torque ball housings are the strongest torque ball housings on the market! It is the only housing that pivots in the same linear pattern as the U-joint, letting your car drive harder and roll freer.

Torque Balls

MPD Torque Balls are machined out of solid aluminum billet and are hard anodized to keep from binding.

Part No.	Description	Weight	Matching Components
MPD64201	4.45" Ball Diameter 2.305" I.D. Long Ball	1.05 lbs.	MPD68200
MPD64205	4.45" Ball Diameter 2.995" I.D. Standard Ball	1.20 lbs.	MPD68200



Torque Tubes

MPD Midget torque tube and collar assemblies are turned to 2.3" O.D. to allow 0.005" clearance for the torque ball. The torque collar has two six-hole patterns on a 4" bolt circle, with one set of holes for 5/16" studs and the other for 3/8" studs.

Part No.	Description	Weight
MPD21600	24" Torque Tube & Collar, 2.300" O.D.	4.00 lbs.
MPD21610	24" Torque Tube & Collar, 2.990" O.D.	4.60 lbs.





MIDGET ACCESSORIES

Midget Pedals

MPD pedals fit the most popular chassis and are made of high-quality materials.

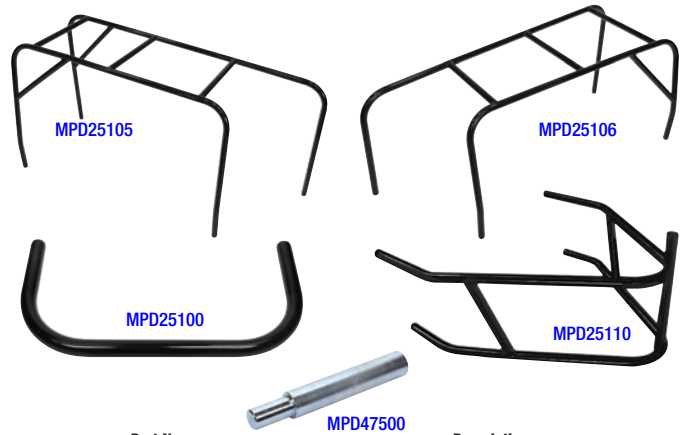


Part No.	Description
MPD20400	Throttle Pedal for Midget Chassis
MPD20406	Brake Pedal for Midget



Midget Nerf Bars & Bumpers

MPD nerfs and bumpers fit the most popular chassis and are made from a strong 4130 chromoly with a durable black powder coat.



Part No.	Description
MPD25100	Front Bumper, Black
MPD25105	Left Nerf, 4-Point, Black
MPD25106	Right Nerf, 4-Point, Black
MPD25110	Rear Bumper, Black
MPD47500	Nerf Bar Spud Repair Tool

ENGINE PARTS

Spark Plug Guard Kit


Don't let mud or rocks ruin your race. These lightweight aluminum spark plug guards have brackets that bolt to your headers with 2 quick-connect fasteners. Kit includes right and left guard, two front, and two rear mounting brackets.



Part No.	Description
MPD18001	Black Anodized Aluminum, Sprint Car, Kit
MPD18009	Brackets Only, 4-pack

Steering Gear and Pump Mounts

MPD offers a variety of mounts to cover all the needs of installing steering gears and pumps.



Part No.	Description
MPD18800	Power Steering Mount
MPD18800M	Power Steering Mount, Mag
MPD18820	Upper Power Steering Mount for Shut-Off Valve
MPD18840	Upper Power Steering Mount for Shut-Off Valve, Side-Mount
MPD18900	Power Steering Mount Adaptor
MPD18902	Power Steering Pump Mount, Slotted

Cam Drive Seals

MPD cam seal plates are machined from only the finest billet aluminum material available. The outer diameter is precisely machined for a perfect press-fit for any engine block.



Part No.	Description
MPD78900	Black, Donovan/Steel, 2.105" O.D.
MPD78800	Red, Rodeck, 2.090" O.D.
MPD78700	Replacement Seal Only

Cam Drive Spuds

Forged from 220,000 psi alloy chromoly steel to prevent stripping out.



Part No.	Description
MPD7860S	Short, 5/8"-18 x 1" Left-Hand Thread
MPD7850L	Long, 9/16"-18 x 1-1/2" Right-Hand Thread
MPD7850XL	Long, 9/16"-18 x 1-3/4" Right-Hand Thread
MPD7870XL	3/4"-16 x 1-1/8" Right-Hand Thread

Fuel Shut-Off MPD76504

Lightweight in-line shut-off valve has a -6AN inlet and outlet. Can be mounted anywhere between the fuel pump and the barrel valve.



Additional Fuel Shut-Off Valves



MPD73825

MPD73850

MPD73875

Part No.

Description

In-Line Fuel Shut-Off Valves	
Part No.	Description
MPD73800	-12AN Male Outlet, Aluminum, for MPD Filter
MPD73825	1-13/16"-20 Male to -12AN Male, Aluminum, for Speedway and Allstar Filters
MPD73850	#10, for MPD Filter
MPD73875	1-13/16"-20 Male to -10AN Male, Aluminum, for Speedway and Allstar Filters

Fuel Block MPD73900

Each fuel block has one -8AN male outlet and three -6AN male inlets. Black anodized aluminum construction. This fuel block is designed with perfect angles to keep the plumbing lines clean and tight. Sold complete with fittings.



In-Line Fuel Filters



MPD72212



MPD72412



MPD72106



MPD72306

Part No.	Description
MPD72106	30-Micron Stainless Element, -6AN Male Inlet, -6AN Male Outlet, Black Anodized Aluminum
MPD72212	100-Micron Stainless Element, -12AN Male Inlet, -12AN Male Outlet, Black Anodized Aluminum
MPD72306	30-Micron Stainless Element, -6AN Male Inlet, -6AN Male Outlet, Shut-Off Valve, Black Anodized Aluminum
MPD72412	100-Micron Stainless Element, -12AN Male Inlet, -12AN Male Outlet, Shut-Off Valve, Black Anodized Aluminum

TOOLS/ACCESSORIES

Tire Bead Breakers

This is the BEST bead breaker made. This portable tool easily breaks down tires on aluminum & steel wheels.



Part No.	Description
MPD18000	15" Bead Breaker
MPD23000	13" Bead Breaker
MPD53000	10" Bead Breaker

Inspection Sockets

These handy sockets allow removal of the inspection plugs from the rear end quickly and efficiently.



MPD47000

MPD47100

Part No.	Description
MPD47000	1-7/8" Inspection Socket, 1/2" Drive
MPD47100	1-3/8" Inspection Socket, 1/2" Drive

Bumper / Nerf Spud Repair Tool MPD47500

Fits all Sprint Car 1" & Midget 7/8" bumper and nerf spuds. Simply drive the tool into the damaged or bent spud with a dead blow. Sold each.



Aluminum Wrenches

MPD Racing's color-coded anodized aluminum line wrenches have a unique design to allow access in even those hard-to-reach areas. Machined with a 30° angle on one end and a 60° angle on the other, they get where other wrenches can't. Fully radiused grips offer improved handling comfort. Made with 7075 aluminum, wrenches are available in sizes -6AN to -20AN.



Part No.	Description
MPD46006	-6AN - Aluminum Wrench - Sold Each
MPD46010	-10AN - Aluminum Wrench - Sold Each
MPD46012	-12AN - Aluminum Wrench - Sold Each
MPD46020	-20AN - Aluminum Wrench - Sold Each

3/4" Radius Rod Wrench MPD46001

MPD Racing's 3/4" radius rod wrench is the toughest and highest quality radius rod wrench you can buy at any price. Made from 7075 aluminum, this durable wrench is designed to last a lifetime.





APPAREL

MPD Apparel

MPD90110



BACK



MPD90300

Knit Beanie MPD90700

Tight woven acrylic knit. 8" tight-fitting cut. One size fits all. Black.



MPD Trucker Hat

MPD90400

Black and blue mesh snap-back hat.




Part No.	Description
MPD90100	MPD Logo T-Shirt, Preshrunk, Sizes S-3XL
MPD90110	MPD Logo T-Shirt Softstyle, 100% Ring Spun Cotton, Sizes S-2XL
MPD90112	MPD Logo Long Sleeve T-Shirt Softstyle, 100% Ring-Spun Cotton, Sizes S-2XL
MPD90300	MPD Sport-Tek Hoodie, Sizes S-2XL



Ultra Seal Head Gaskets


Ultra Seal head gaskets feature an elastomer-coated graphite core for maximum sealing and performance. All gaskets are sold in pairs unless specified.



Application	Description	Gasket Bore	Comp. Thickness	Part No.
SB Chevy, 1957-96 283-350	Graphite Core	4.100"	.028"	MRG1134G
SB Chevy, 1957-96 283-350	Graphite Core	4.130"	.038"	MRG5800G
SB Chevy, 1970-80 400	Graphite Core	4.190"	.038"	MRG5801G

Intake Manifold Gaskets


Mr. Gasket offers three different types of intake manifold gaskets: traditional Mr. Gasket cellulose/nitrile material, Ultra-Seal cellulose/nitrile material with silicone beading around each port, and new Super intake gaskets, which seal quickly during assembly, release easily during disassembly, and require no gasket sealer.



Application	Port Dim.	Thickness	Mr. Gasket	Ultra-Seal
Chevy Small Block 262-400				
Small Race Port	1.25" x 2.13"	1/16"	—	MRG5821
Medium Race Port	1.31" x 2.19"	1/16"	MRG102G	MRG5822
Medium Race Port	1.31" x 2.19"	1/8"	MRG116	MRG5812
Large Race Port	1.31" x 2.31"	1/16"	MRG111	MRG5823
Large Race Port	1.31" x 2.31"	1/8"	MRG113	MRG5813
X-Large Race Port	1.38" x 2.38"	1/16"	—	MRG5824
Brodix Aluminum	1.38" x 2.25"	1/16"	—	—
18° Roll Over	1.35" x 2.26"	1/16"	MRG143	—

SB Chevy Steel Shim Head Gaskets MRG1130G

Coated, steel shim head gaskets fit 4.100" bore and are only .020" thick to maximize compression. Sold in pairs.



Oil Pan Gaskets

Mr. Gasket oil pan gaskets use a high-density cork/rubber blend for effective sealing. Ultra-Seal gaskets are made from a cellulose/nitrile compound with a black latex rubber coating for added durability.



Application	Mr. Gasket	Ultra-Seal
SB Chevy, 1955-74 265-400	MRG196	MRG5884†
SB Chevy, 1975-79 262-400	MRG198	MRG6560*
SB Chevy, 1980-86 305-350	—	MRG5882
SB Chevy, 1987-96 305-350	—	MRG5885/MRG6561*

* Molded rubber. † Includes early/thin and late/thick front oil pan seals

Rear Main Seals MRG1960

For 1959-1986 small block Chevy, these seals feature a silicone dual lip design for improved sealing and durability.





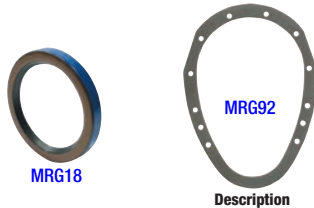
Exhaust Manifold/Header Gaskets

Traditional Mr. Gasket exhaust gaskets are a high-temperature acrylic blend for exceptional sealing and durability. Ultra-Seal exhaust gaskets are high-temperature steel core/graphite-faced material for added durability. Copper Seal gaskets are dead-soft .043" thick embossed copper that will never blow-out and may be used over and over. New aluminum gaskets will not shrink, deteriorate, or blow-out.



Application	Port Dim.	Mr. Gasket	Ultra Seal	Copper Seal	Aluminum
Chevrolet Small Block 262-400					
1955-91 Medium Square Port	1.45" x 1.55"	MRG150A	MRG5901	MRG7153	—
1955-91 Small Square Port	1.45" x 1.48"	MRG150C	MRG5900	MRG7151	MRG7401G
Round Port	1.50" Dia.	MRG150B	MRG5907	MRG7150	—
Round Port	1.63" Dia.	MRG150	MRG5902	MRG7152G	MRG7402G
Brodix "D" Shaped Port	1.55" x 1.71"	—	MRG5903	—	—
Brodix Spread Port	1.65" x 1.60"	—	MRG5906	—	—
Oval Port Header Flange	1.50" x 1.82"	—	MRG5917	—	—

Timing Cover Seals and Gaskets



Part No.	Description
MRG18	Metal Clad, Chevy Small Block, 1955-96 262-400
MRG90	Cork/Rubber, Chevy Small Block, 1955-96 262-400
MRG92	Syntheseal, Chevy Small Block, 1955-96 262-400
MRG93	Composite, Chevy Small Block, 1955-96 262-400

Valve Cover Gaskets

Mr. Gasket offers three types of valve cover gaskets: traditional, Mr. Gasket high-density cork/rubber, steel core Ultra-Seal, and steel core-molded rubber.



Application	Thk.	Mr. Gasket	Ultra-Seal	Molded Rubber
SB Chevy, 1958-86 265-400	3/16"	MRG175	MRG5860	MRG5853G
SB Chevy, 1958-86 265-400	5/16"	MRG179	MRG5861	—
SB Chevy, 1958-86 265-400	1/4"	—	—	—
SB Chevy, 1986-96 305-350	3/16"	MRG168	MRG5867	—

Small Block Chevy Short Water Pumps

Mr. Gasket water pumps are built using all new components (not remanufactured) and meet or exceed OEM flow for extra cooling performance and durability. The cast housings are more attractive than OEM and come in a choice of custom finishes (black or natural).



Part No.	Description
MRG7011BG	Black Water Pump

Cooper Anti-Seize MRG78070G

Mr. Gasket Anti-Seize has fine metallic particles in a high-heat petroleum carrier that prevents seizing, galling, and corrosion. Apply liberally to all commonly serviced fasteners on your vehicle to make future service simple & headache free. Ideal for use on spark plugs, exhaust manifold bolts, stainless steel bolts and nuts, and any other fasteners that are prone to seizing or rusting. 4-oz. bottle with brush built into the cap.



Advance and Retard Cam Bushings

Kit includes four offset bushings for advance and retard, plus a 0° bushing so stock timing can be used again. Cam sprocket dowel pin hole must be drilled.



Part No.	Description
283-454 Chevy	
MRG85	0°, 2°, 4°, 6°, 8°
MRG85B	0°, 1°, 3°, 5°, 7°

Precision Timing Tape

Avoid the expense of degreasing the harmonic balancer. Mr. Gasket's timing tape is accurately calibrated and perfect for timing engines or setting valve lash for increased performance.



Part No.	Description
Chevrolet	
MRG1588	6-3/4" Dia. 283-400 Cu. In.
MRG1591	8" Dia. 1970-73, 396-427-454 Cu. In. 1965-68, 327 Cu. In. High-Performance 1970-73, 350 Cu. In.
MRG1592	6" Dia. 1957-73 283-350 Cu. In.

Magnetic Oil Pan Drain Plug

Part No.	Description
MRG15	Magnetic Oil Pan Drain Plug, 1/2"-20
MRG16	Replacement 1/2" Nylon Washer



Competition Wire Separators MRG9728

Heat-resistant, black plastic wire separators minimize cross firing and fit 7mm and 8mm plug wires. Includes two each: 2-wire clips, 3-wire clips, and 4-wire clips.



Grommet Set MRG3706

Assortment of 30 grommets are useful when running wires, cables, or hoses through sheet metal. Includes six grommets each in 1/2", 5/8", 3/4", 7/8", and 1" sizes.



Degree Wheels

Degree camshafts just like a professional. Affordable 7" diameter universal degree wheel is ideal for degreasing cam in car, or while the engine is on a stand. Large 11" diameter Pro Degree Wheel is color-coded for maximum readability and unsurpassed accuracy for degreasing on engine stand. Each wheel includes crankshaft bolt adapters.



Part No.	Description
MRG1570	Universal Degree Wheel, 7" Dia.
MRG6120	Pro Degree Wheel, 11" Dia.

Engine Oil Primer [MRG3795G](#)



Primer will pressurize the oiling system and lubricate bearing surfaces before initial start-up. Use in an ordinary electric drill and insert in the distributor opening. Fits all V8 and 6-cylinder Chevs.

Digital Caliper [MRG33251G](#)

Features large, easy-to-read display that measures in digital inches, millimeters or fractional inches. Ideal for measuring inside, outside, step, depth, and scribe measurements. The operating range is 0 – 6.000" (150mm) and the accuracy is +/- 0.001" (0.02 mm). Stainless steel and plastic construction. Includes caliper, plastic storage case, and (2) batteries.



Magnetic Parts Trays

Magnetic parts trays have a strong magnet that is ideal for holding fasteners and small parts right where you need them. The magnet will stick to any ferrous metal surface and features a rubber coating on the magnet to prevent marring and scratches. Polished stainless steel construction with Mr. Gasket logo. Choose from two sizes – small 4-1/4" round or large 5-3/8" x 9-3/8" rectangular size.



Part No.	Description
MRG33240G	4.25" Round
MRG33241G	5-375" x 9.375"

Non-Marring Scraper [MRG33270G](#)

The perfect tool for removing stubborn gasket residue using the non-marring plastic blades. This heavy-duty tool features a carbon steel body with a comfortable plastic and rubber grip handle. The razor blades also work well for removing labels and decals from glass. Accepts standard single-edge razor blades. Includes gasket scraper, (10) non-marring double-edge plastic blades, and (10) single-edge razor blades.



7-Piece AN Wrench Set [MRG33200G](#)

These Mr. Gasket double-ended -3AN to -20AN wrenches make it easy to assemble hose ends & maintain your race car or HP vehicle. The contoured edge is comfortable in your hand & the short length helps to prevent over-tightening the hose ends. Each wrench is stamped and color-coded for easy identification of the desired size. Made from billet 6061-T6 aluminum.



Storage Bags

Mr. Gasket storage bags come in two sizes that are designed to protect your engine, transmission, cylinder heads, and crankshaft when not in use. The oversize engine storage bag is big enough to fit a fully dressed big block engine (including headers) & fit over most engine stands & dyno carts. The cylinder head / crankshaft bags are big enough to fit big block & Hemi-style heads. These heavy-duty, thick, clear poly bags have the Mr. Gasket logo printed on them. Engine storage bags are sold one per package, and the cylinder head/crankshaft storage bags are sold two per package.



Part No.	Description
MRG33260G	Engine Storage Bags
MRG33261G	Cylinder Heads/Crankshaft Storage Bags

Engine Cleaning Brush Kits

Kits include brushes in various sizes, lengths, and diameters. Each brush is made from pure stiff bristle nylon that won't soften or melt when used with most solvents.



Part No.	Description
MRG1211	Short Brush Kit, 1 Ea. 5/16", 1/2", 5/8" O.D. x 9" L
MRG5189	Deluxe Brush Kit, 1 Ea. 5/16", 1/2", 5/8" O.D. x 9" L. And 1 Ea. 1/2", 5/8" and 3/4" O.D. x 25" L
MRG5192	Complete Kit, 9 Assorted from 1/4" to 5"

PTFE Tape [MRG2842G](#)

Tape is impervious to fuel and oil, and increases the sealing capabilities of all threaded joints. Each roll is packed in a resealable plastic container for easy storage.



Fast Fill Funnel [MRG3695](#)

Funnel has a wide mouth, narrow filler tube, and built-in brass filter screen. Six-quart capacity.



Valve Cover Stud Kits

Bullet-tip, Grade 5 studs are black oxide-finished and hex nuts are cadmium-plated for corrosion resistance. Each kit includes eight studs and nuts.



Part No.	Description
MRG6324	1/4"-20/28 x 1-1/8" Stud Kit, Steel
MRG6329	1/4"-20/28 x 1-1/2" Stud Kit, Cast



Intake Manifold Bolts

Offered with Grade 5 hex and Grade 8 twelve-point head, high-quality fasteners assure accurate torque readings and optimum clamping pressures. Washers are included.



MRG6080

Part No.	Description
Hex Head	
MRG955G	3/8"-16 x 1", (12) Bolts and Washers, Fits SB Chevy
MRG6080	3/8"-16 x 1-1/16", (12) Bolts and Washers, Fits SB Chevy
Twelve-Point	
MRG6091	3/8"-16 x 1", (12) Bolts and Washers, Fits SB Chevy
Locking Header Bolt Kit	
MRG2231G	3/8"-16 x 3/4", 16 Pk.

Hex-Head Header Bolts MRG919G

Grade 5 Bolts have smaller 3/8" hex heads for easier header installation, especially in tight places. Washer-faced bolts have protective black finish. Comes with 16 pieces of 3/8"-16 x 3/4" bolts and a 7/16" wrench.



Harmonic Balancer Bolt Kits

Heavy-duty, Grade 8 bolts have extra-large hex heads to prevent bolt slippage when turning engine over. Each bolt includes an extra-thick, parallel-ground washer and lock washer.



MRG7845

Part No.	Description
Small Block Chevy 262-400	
MRG945G	7/16"-20 x 2-1/4", Gold Zinc
MRG7845	7/16"-20 x 2-1/4", Black Coated



Chevrolet Pro Mag 12LT

Designed for sprint car racing, unit is nearly 30% lighter and smaller for a better fit. Power producing generator clamps to the billet aluminum lower housing to allow easy timing changes. Magneto provides incredible power and is maintenance-free (no points, batteries, or magnets). Sold with cap, rotor, bronze gear, and connectors. An electronic points box is required.



Part No.	Description
MSD7908	Pro Mag 12LT
MSD79082	Pro Mag 12LT Short Base, Black
MSD79083	Pro Mag 12LT, Black

Electronic Points Boxes

MSD81063MSD

Part No.	Description
MSD8106	Endurance, Events over 50 Laps, with Rev Limiter, Red
MSD81063MSD	Points Box 12-Amp Pro Mag, Black



Pro Mag Replacement Parts

Made with DuPont Rynite high-dielectric material, cap features stainless terminals for maximum corrosion-resistance.



MSD79193

Part No.	Description
MSD7919	Cap and Rotor Kit Pro Mag LT, Red
MSD79193	Cap and Rotor Kit Pro Mag LT, Black
MSD7905	Mag Clamp for Pro Mags
MSDMSD19735	Slip Collar for Mag
MSD8471	Chevy Bronze Distributor Gear
MSD8148	Band Clamp
MSDMSD17193	Drive Brushing

Custom Fit Chevy Sprint Super Conductor 8.5mm Spark Plug Wire Sets

Super Conductor 8.5mm spark plug wire set is cut to fit for "tight fit" Chevy V8 Sprint Cars. Wires have 90° ends at both the spark plug and magneto cap, have extremely low resistance, high-RFI suppression, and are specifically for use with the Pro Mag.



Part No.	Color
MSD31543	Black
MSD31549	Red

Super Conductor Coil Wires

Coil wires endure eight times the use of each plug wire and should be replaced often.



MSD84033

Part No.	Color
MSD84033	Black
MSD84039	Red

Pro-Boot Guard MSD3412

Protects spark plug boots from excessive heat. Slide-on sleeve has fiberglass woven inside coated with silicone rubber to withstand extreme temperatures. Six-foot roll.



Cole Bodine

Mike Reusche



Cylinder Markers **MSD3414**

Molded plastic markers ensure that plug wires are always in the right place. Designed for 8.5mm wire.

Pro-Heat Guard Wire Sleeve **MSD3411**

Provides extra protection to spark plug wires. Tough, glass-woven sleeving is covered with silicone rubber and resists up to 1,000°F. Sold in a 25-foot roll.



Pro-Clamp Wire Separators **MSD8843**

Snap together separators have special grooves to hold wires firmly without damaging insulation. Kit includes two 4-wire assemblies, two 3-wire assemblies, and four 2-wire assemblies.



Pro-Crimp Tool **MSD35051**

The ideal tool for making up a quantity of plug wires or doing custom wiring. Pro-Crimp's interchangeable jaws can form a variety of different crimps using one tool. Hardened steel frame, comfortable molded hand grips, and ratchet action yield secure, factory-quality crimps every time. Supplied with crimping/stripping jaws for MSD spark plug wire terminals.



Mini Stripper/Crimper **MSD3503**

An inexpensive way to make a set of custom made plug wires. Die is used to strip Super Conductor wire. Stripper/crimper can then be placed in a vise to provide a solid terminal crimp to the wire.



Kill Switch And Harness **MSD8111**

Heavy-duty single-pole, single-throw switch is rated at 15 amps and is designed for the Pro Mag 12.

NOTE: For use with 12-amp magnetos only, not for use with the Pro Mag 44.



Midget Accessories



Part No.	Description
MSD6214	DIS-2 Programmable Ignition
MSD8240	Coil Pack
MSD31689	8.5mm Spark Plug Wire Set

Timing Lights

An accurate timing light is extremely important to the performance of any race engine. MSD offers two lights to keep the timing accurate. Both feature easy-to-see bright strobes and detachable leads for easy storage. The self-powered timing light uses six AAA batteries so there are no extra wires hanging over the engine compartment. Ideal for race cars without batteries.



Part No.	Description
MSD8991	Self-Powered Timing Light
MSD8992	12-Volt Powered Timing Light


Points Box Vibration Mounts **MSD8823**

Mounts isolate electronic points box and other accessories from vibrations. Four mounts and hardware in each kit. Mounts for 12- and 44-amp electronic points box.



Quick-Release Mounting Panel **MSD8102**

Sheet metal mounting panel makes removing and installing your MSD electronic points box simple.



RPM Module Kits

Each RPM Module Kit contains five modules in 200 RPM increments in RPM ranges from 3,000 to 10,900. Compatible with all MSD accessories that require modules. Available in even and odd increments.



Description	Even Increments Part No.	Odd Increments Part No.
3,000-3,900 RPM	MSD8743	MSD87431
4,000-4,900 RPM	MSD8744	MSD87441
5,000-5,900 RPM	MSD8745	MSD87451
6,000-6,900 RPM	MSD8746	MSD87461
7,000-7,900 RPM	MSD8747	MSD87471
8,000-8,900 RPM	MSD8748	MSD87481
9,000-9,900 RPM	MSD8749	MSD87491



REV 2 Carbon **NEW!**

Among the lightest head-and-neck restraints currently available, the medium 2" belt size weighs less than 1 lb. Compact, simple, and easy-to-use unit is similar to the REV 2 LITE. The adjustable tether allows simple adjustment to achieve the desired slack and range of motion. Meets SFI 38.1 specifications. Sold complete with quick-release helmet hardware.

Part No.	Description
NEXNG902	Large, 3" Harness
NEXNG903	Medium, 3" Harness
NEXNG905	Medium, 2" Harness



REV

The restraint uses a patent-pending tension-neutralizing tether design that provides superior lateral and frontal support, allowing for little or no interference with seat and helmet. REV comes in three sizes and works in any race vehicle. Made in USA. Meets SFI 38.1 Specifications

Part No.	Description
NEXNG20	Large, 2" or 3" Harness
NEXNG21	Medium, 2" or 3" Harness
NEXNG22	Medium, 2" Harness Only NEW!
NEXNG23	Small, 2" Harness Only




Related/Replacement Components

NEXNG075	Quick-Release Pull Tether, Red 4" Long
NEXNG090	Tool Kit, All NecksGen Models
NEXNG278	Replacement Tether, Kevlar, Medium 23"
NEXNG279	Replacement Tether, Kevlar, Small 19"
NEXNG281	Hardware Kit, Includes Barrel Nuts, Bolts, and Washers
NEXNG292	Replacement Tether, Kevlar, Medium 21"
NEXNG7	Quick Release Hardware, Black

REV 2 LITE

The REV 2 LITE offers the same protection and certification as the NecksGen Original and REV devices, yet weighs just 1.2 lbs. It also adds an innovative adjustable tether system. Rubber grip friction pads secure the driver into the seat better, while higher belt guides keep everything locked in place for multiple impact situations. Unit includes free recertifications and is sold complete with quick-release helmet hardware. Meets SFI 38.1 specifications.



Part No.	Description
NEXNG500	Small, Fits Necks up to 5" Wide Necks NEW!
NEXNG501	Medium, Fits 5-1/2" Wide Necks
NEXNG502	Large, Fits Necks up to 7" Wide Necks



CJLeary

Mike Reusche

GB20 400-Amp UltraSafe Lithium-Ion Jump Starter **NEW!**

Lightweight and portable, the GB20 offers 400-amps for jump starting batteries. Powerful battery booster also serves as a source for charging USB devices including Smartphones, tablets, and more. Designed for use on gas engines up to 4 liters. Available heavy-duty molded EVA case stores GB20 effectively. **Note: For use with lead-acid batteries only.**



Part No.	Description
NOCGB20	GB20 UltraSafe Lithium Jump Starter
NOCGBC013	EVA Protective Case for GB20 Jump Starter

GB40 1,000-Amp UltraSafe Lithium-Ion Jump Starter

Portable lithium-ion powered battery jump starter offers 1,000 amps for jump-starting a dead battery in seconds. Safe and easy to use, unit provides spark-proof connections and reverse polarity protection. Jump starter has the ability to jump gas engines up to 6 liters and diesel up to 3 liters. **Note: For use with lead-acid batteries only.**



Part No.	Description
NOCGB40	GB40 UltraSafe Lithium Jump Starter
NOCGBC013	EVA Protective Case for GB40 Jump Starter NEW!

GB50 1500-Amp UltraSafe Lithium-Ion Jump Starter

NOCGB50XL NEW!

Lightweight, compact unit allows jump-starting dead 12-volt batteries in seconds. Safe for anyone to use with incorporated spark-proof technology and reverse polarity protection. Rated at 1,500 amps, the GB50 is suitable for use on gas engines up to 7 liters and up to 4.5 liter diesel engines. Sold complete with HD precision boost battery clamps, USB charging cable, and microfiber storage bag.



GB70 2,000-Amp UltraSafe Lithium-Ion Jump Starter

Powerful, lightweight GB70 has the ability to jump-start gas engines up to 8 liters and diesel engines up to 6 liters. Unit additionally doubles as a portable power source for recharging USB devices including phones, tablets, etc. Safe and easy to use, unit provides spark-proof connections and reverse polarity protection. Heavy-duty molded EVA case available (sold separately). **Note: For use with lead-acid batteries only.**



Part No.	Description
NOCGB70	GB70 UltraSafe Lithium-Ion Jump Starter
NOCGBC014	EVA Protective Case for GB70 Jump Starter

GB150 4,000 Amp UltraSafe Lithium-Ion Jump Starter

Powerful lithium-ion battery jump starter delivers 4,000 amps of power, sufficient to jump gas and diesel engines up to 10 liters and more. The GB150 can also power tire inflators, power inverters, and more. May also be used to charge USB devices including phones, tablets, etc. Easy and safe to use, unit includes spark-proof connections and reverse polarity protection. Heavy-duty molded EVA case available (sold separately).



Part No.	Description
NOCGB150	GB150 UltraSafe Lithium-Ion Jump Starter
NOCGBC015	EVA Protective Case for GB150 Jump Starter

Battery Charging Accessories



Part No.	Description
NOCA202	Battery Corrosion Preventative, for Battery Terminals, Cables, Etc., Aerosol 12.25-oz.
NOCB603	Battery Corrosion Terminal Protectors, Provides a Barrier Against Acid Fumes, Package of 50
NOCGBC017	EVA Protective Case for Boost XL GB50 Jump Starter NEW!
NOCGC001	X-Connect Battery Clamp Connector, Allows Quick Battery Charger Connection
NOCGC002	X-Connect Eyelet Terminal Connector, Allows Quick Battery Charger Connection
NOCGC004	X-Connect 10' Extension Cable



Jake Swanson

Mike Reusche



NGK Spark Plugs

NGK is the ultimate in Spark Plug technology. Choose from standard and V-Power racing plugs. **Please refer to page 525 for spark plug application chart.**



ODYSSEY BATTERY

Extreme Series Batteries

Extreme Series batteries combine the benefits of enormous cranking power and deep-cycle reserve power, possible through the use of flat plates manufactured from 99.99% pure lead, not lead alloy. Pure lead plates may be made thinner, allowing more plates, which are then densely packed, resulting in twice the power of conventional batteries. Batteries additionally use dry cell Absorbed Glass Mat (AGM) technology to contain acid, allowing the battery to be installed on its side, if desired.

Part No.	Type	Terminal	CCA	CA	Size	Weight (lbs.)
ODYPC545	50	M6	150	280	7.00"L x 3.38"W x 5.17"H	11.4
ODYPC545MJ	50	M6	150	280	7.00"L x 3.38"W x 5.17"H	11.4
ODYPC680	50	M6 or SAE 3/8"	170	350	7.27"L x 3.11"W x 7.55"H	15.4
ODYPC680MJ	50	M6 or SAE 3/8"	170	350	7.27"L x 3.11"W x 7.55"H	15.4

Note: MJ stands for Metal Jacket to help with heat protection.



OLIVER RACING PARTS

Billet I-Beam Connecting Rods

Exclusive "Parabolic Beam" design reduces beam stress and provides one of the highest strength-to-weight ratios of any connecting rod currently available. Sold in sets of eight in Standard or Ultra Light versions. Oliver/ARP 7/16" WSB fasteners included.



Part No.	Description	Rod Length	Wrist Pin	Crank Pin	Journal Width	Gram Weights
Small Block Chevy						
OLVC6000SMUL8	Ultra Light/ Small Journal	6.000"	.927"	2.000"	.940"	162/429/591
OLVC6000STUL8	Ultra Light/ Standard Journal	6.000"	.927"	2.100"	.940"	164/431/595
OLVC6000STL8	Standard Weight/ Standard Journal	6.000"	.927"	2.100"	.940"	185/476/661
OLVC6000SMLT8	Standard Weight/ Small Journal	6.000"	.927"	2.000"	.940"	181/464/645
OLVC6125STL8	Standard Weight/ Standard Journal	6.125"	.927"	2.100"	.940"	185/478/663
OLVC6200STL8	Standard Weight/ Standard Journal	6.200"	.927"	2.100"	.940"	186/481/667

Replacement Components



OLVBLT005



OLVBSH027

Part No.	Description
OLVBLT003	7/16" Premium Replacement Rod Bolt, 1.400" UHL, 260,000 PSI Tensile Strength
OLVBLT005	7/16" Standard Replacement Rod Bolt, 1.400" UHL, 220,000 PSI Tensile Strength
OLVBSH011	Replacement Wrist Pin Bushing, SB Chevy Thin Wall
OLVBSH027	Replacement Wrist Pin Bushing, SB Chevy Thick Wall



Kevin Thomas Jr.

Mike Reusche



Tecnica EVO Suits

Developed directly from the experience of OMP's top drivers, these one-piece, fire-resistant, premium fabric suits feature floating arms with elastic bellows to increase freedom of movement and breathable fabric inserts to achieve the best driver comfort available. The exclusive retractable belt along with a soft knitted inner fabric featuring ultra-flat non-rubbing seams assures extreme driver comfort. Meets FIA and SFI 3.2A/5 specifications.

Size	Part No.
Black/Red	
52	OMPIA0185907352
54	OMPIA0185907354
56	OMPIA0185907356
58	OMPIA0185907358
60	OMPIA0185907360
Black/White	
52	OMPIA0185907652
54	OMPIA0185907654
56	OMPIA0185907656
58	OMPIA0185907658
60	OMPIA0185907660
62 NEW!	OMPIA0185907662
Black/Yellow	
52	OMPIA0185917852
54	OMPIA0185917854
56	OMPIA0185917856
58	OMPIA0185917858
60	OMPIA0185917860



Tecnica-S Racing Suit

One-piece racing suit is made from an externally shiny Nomex fabric for a truly professional appearance. Suit is lightweight with shaped collar, and includes floating arms with elastic bellows and ultra-flat anti-rubbing seams. Meets stringent FIA 8856-2000 specifications. Offered in red/white/black, black/white/gray, and gray/white/black.

Size	Part No.
Red/White/Black	
48	OMPIA0185006348
50	OMPIA0185006350
52	OMPIA0185006352
54	OMPIA0185006354
56	OMPIA0185006356
58	OMPIA0185006358
Black/White/Gray	
48	OMPIA0185007648
50	OMPIA0185007650
52	OMPIA0185007652
54	OMPIA0185007654
56	OMPIA0185007656
58	OMPIA0185007658
Gray/White/Black	
48	OMPIA0185008948
50	OMPIA0185008950
52	OMPIA0185008952
54	OMPIA0185008954
56	OMPIA0185008956
58	OMPIA0185008958



First Evo

Double-layer, one-piece driving suit combines a modern bicolored design with superior quality, comfort, and affordability. First Evo is manufactured using an aramid fiber external layer and soft, knit inner fabric. Floating sleeves, anti-rubbing ultra flat seams, and elastic inserts in the back and groin combine to deliver improved flexibility. Meets FIA 8856-2000 standards. Offered in navy blue/silver, red/white, black/white, silver/black, and dark grey/yellow.

Size	Part No.
Navy Blue/Silver	
52	OMPIA0185404652
54	OMPIA0185404654
58	OMPIA01854E24458
Red/White	
54	OMPIA0185406354
60	OMPIA0185406360
Black/White	
52	OMPIA0185407652
58	OMPIA0185407658
64	OMPIA0185407664
Silver/Black	
52	OMPIA0185408952
56	OMPIA0185408956
62	OMPIA0185408962
Dark Grey/Yellow	
52	OMPIA0185418452
54	OMPIA0185418454
58	OMPIA0185418458
64	OMPIA0185418464



First S

Manufactured from exceptionally lightweight, fire-resistant material, the First S driving suit combines superior quality, increased comfort, and added durability, while remaining affordable. One-piece suit includes knitted elastic inserts and floating arms mounted on knitted elastic bellows for increased driver comfort. Meets FIA 8856-2000 homologation. Offered in black/white, silver/black, and black/fluorescent yellow.

Size	Part No.
Black/White	
Large 56	OMPIA01828B07156
Large/X-Large 58	OMPIA01828B07158
X-Large 60	OMPIA01828B07160
XX-Large 64	OMPIA01828B07164
Silver/Black	
Large 56	OMPIA01828B08356
Black/Fluorescent Yellow	
X-Large 60	OMPIA0182B18460



Sport

Double-layer, entry-level driving suit, constructed from durable Nomex, offers an exceptional value. One-piece suit includes semi-floating arms for increased freedom of movement and added comfort. Suit meets stringent FIA and SFI 3-2A/5 specifications and is offered in black only.

Size	Black
Medium	OMPIA01848071M
Large	OMPIA01848071L
X-Large	OMPIA01848071XL





OS 10

Affordable, single-layer driving suit is made from treated, woven fabric and features a double back pleat, lumbar elastic stitch, external pockets, and an attractive matte finish. One-piece suit meets SFI 3-2A/1 specifications and is offered in black only.

Size	Black
Medium	OMPIA01904071M
X-Large	OMPIA01904071XL



Rally Gloves

Durable professional-level gloves include suede leather palms for maximum steering wheel grip. Ideal for use in harsh conditions, gloves are manufactured from fireproof stretch fabric and include elastic wrist stop. Offered in blue, black, or red.



Size	Blue	Black	Red
Small	—	OMPIB702NS	OMPIB702RS
Medium	OMPIB702BM	OMPIB702NM	OMPIB702RM
Large	OMPIB702BL	OMPIB702NL	OMPIB702RL
X-Large	OMPIB702BXL	—	OMPIB702RXL

First S Gloves

All-purpose racing gloves are made from a fireproof elastic fabric and incorporate ultragrip leather palms for improved steering wheel grip. Meets stringent FIA 8856-2000 specifications. Choose from black, blue, or red.



Size	Black	Blue	Red
Small	OMPIB761ENS	OMPIB761EBS	—
Medium	OMPIB761ENM	—	OMPIB761ERM
Large	OMPIB761ENL	OMPIB761EBL	OMPIB761ERL
X-Large	OMPIB761ENXL	OMPIB761EBXL	OMPIB761ERXL

Tecnica-S Gloves

Made from fire-resistant stretch fabric, Tecnica-S gloves utilize contoured suede palm and grip inserts for unparalleled grip and comfort. Ideal for drivers or mechanics, gloves are offered in blue/yellow, fluorescent yellow, black, or red.



Size	Blue/Yellow	Fluorescent Yellow	Black	Red
Small	OMPIB764BGIS	OMPIB764GFS	OMPIB764NS	OMPIB764RS
Medium	OMPIB764BGIM	OMPIB764GFM	OMPIB764NM	OMPIB764RM
Large	OMPIB764BGIL	OMPIB764GFL	OMPIB764NL	OMPIB764RL
X-Large	OMPIB764BGIXL	OMPIB764GFXL	OMPIB764NXL	OMPIB764RXL

Tecnica Evo Gloves

An extended gauntlet glove, the Tecnica Evo combines fire-retardant silicon rubber palms, localized leather inserts, precurved external seams, elastic wrist stops, and Velcro closures. Choose from Cyan, blue, anthracite yellow, black, red, and white. Meets FIA and SFI 3.3A/5 specs.



	Cyan Blue	Anthracite Yellow	Black	Red	White
Small					
	OMPIB756EBCS	OMPIB756ENGIS	—	OMPIB756ERS	OMPIB756EWS
Medium					
	OMPIB756EBCM	OMPIB756ENGIM	OMPIB756ENM	OMPIB756ERM	OMPIB756EWM
Large					
	OMPIB756EBCL	OMPIB756ENGL	OMPIB756ENL	—	OMPIB756EWL
X-Large					
	OMPIB756EBCXL	OMPIB756ENGIXL	OMPIB756ENXL	OMPIB756ERXL	OMPIB756EwxL

One Evo Gloves

Professional, high-tech gloves were developed using top OMP driver's experience. Gloves utilize OMP three-grip technology with fire-retardant inserts on fingers, fingertips, and palm with ultragrip treatment for improved steering wheel feel. Meet FIA 8856-2000 standards. Offered in black/fluorescent yellow, black, and black/fluorescent green.



Size	Black/Fluorescent Yellow	Black	Blue NEW!
X-Small	OMPIB759GFXS	—	—
Medium	OMPIB759GFM	OMPIB759NM	OMPIB759BWM
Large	OMPIB759GFL	OMPIB759NL	OMPIB759BWL
X-Large	—	—	OMPIB759BwXL

First Evo 2018 Gloves **NEW!**

Lightweight, fire-resistant gloves include external seams, elastic wrist bands, and a straight cuff design. Silicon palms help provide superior grip and sensitivity. Meets FIA 8856-2018 standards.



Size	Black/Blue	Black/Gray
Small	OMPIB767BCS	—
Medium	—	OMPIB767NM
Large	OMPIB767BCL	OMPIB767NGIL
X-Large	OMPIB767BCL	OMPIB767NGIXL

First Evo Gloves

Lightweight, fire-resistant gloves have a straight cut design with leather reinforcements on top of the fingers and silicone palms for improved grip. Gloves also feature internal seams and an elastic wrist band. Meet FIA 8856-2000 standards. Offered in blue/cyan and black/yellow.



Size	Blue/Cyan	Black/Yellow
Small	OMPIB757EBCS	—
Medium	OMPIB757EBCM	OMPIB757ENGM

Dijon Gloves **NEW!**

Featuring a vintage design, Dijon gloves utilize a cream fabric with brown suede inserts. Meets FIA 8856-2000 standards.



Size	Part No.
Medium	OMPIB746MM
Large	OMPIB746ML
X-Large	OMPIB746MXL



One-S Gloves

One-S Gloves incorporate a modern design with pre-curved fingers, selected area grip inserts, and slanted cut cuffs for reduced bunching and optimum comfort. Gloves meet SFI 3.3/5 and FIA 8856-2000 standards. Offered in navy blue/cyan, fluorescent yellow, black, red, and white.

Size	Part No.
Navy Blue/Cyan	
Medium	OMPIB755EBM
X-Large	OMPIB755EBXL
Fluorescent Yellow	
Small	OMPIB755EGFS
X-Large	OMPIB755EGFXL
Red	
Large	OMPIB755ERL
White	
Small	OMPIB755EWS
Large	OMPIB755EWL



Tecnica Evo Driving Gloves **NEW!**

An extended gauntlet glove, the Tecnica Evo combines the benefits of fire-retardant silicon rubber palms, localized leather inserts, pre-curved external seams, elastic wrist stops, and a Velcro closure.



Size	Part No.
White	
X-Small	OMPIB772WXS
Small	OMPIB772WS
Medium	OMPIB772WM
Large	OMPIB772WL
X-Large	OMPIB772WXL

Tecnica Evo Driving Gloves **NEW!**

These FIA-homologated driving gloves feature internal seams, fire-retardant silicon rubber palm, leather inserts for impact protection during gear shifts, and a velcro closure to ensure a optimal fit. FIA 8856-2000.



Size	Part No.
Blue/Cyan	
X-Small	OMPIB772BCXS
Small	OMPIB772BCS
Large	OMPIB772BCL
Medium	OMPIB772BCM
X-Large	OMPIB772BCXL
Black/White	
X-Small	OMPIB772NWXS
Small	OMPIB772NWS
Large	OMPIB772NWL
Medium	OMPIB772NWM
X-Large	OMPIB772NWXL

OMP Sport Shoes 2018 **NEW!**

Entry-level shoes are made from a soft, comfortable, lightweight microfiber and include an anti-slip rubber sole. An adjustable ankle closure with Velcro strap helps provide a custom fit. Meets FIA 8856-2000 standards. Black only.

Size	Part No.
6	OMPIC81607139
6-1/2	OMPIC81607140
7-1/2	OMPIC81607141
8	OMPIC81607142
9	OMPIC81607143
10	OMPIC81607144
10-1/2	OMPIC81607145
11-1/2	OMPIC81607146
12	OMPIC81607147



KS-2 Karting Boots **NEW!**

These mid-cut boots are designed for karting enthusiasts. Microfiber reinforced mesh top with a high-grip sole. Lace-free closure with a Velcro strap. Black with yellow upper.

Size	Part No.
32	OMPIC82505932
33	OMPIC82505933
34	OMPIC82505934
35	OMPIC82505935
36	OMPIC82505936
37	OMPIC82505937
38	OMPIC82505938
39	OMPIC82505939
40	OMPIC82505940
41	OMPIC82505941
42	OMPIC82505942
43	OMPIC82505943
44	OMPIC82505944
45	OMPIC82505945
46	OMPIC82505946
47	OMPIC82505947



KS-3 Kart Shoes **NEW!**

The KS-3 is constructed using a suede leather outer with mesh inserts for fresh, new styling. The outsole is specifically designed to meet the demands of karting, and includes a rear insert in elastic padded material for added comfort. Offered in red/black, black/anthracite or blue/black.



Size	Red/Black	Black/Anthracite	Blue/Black
6	—	OMPIC81307740	OMPIC81324140
7	OMPIC81306042	OMPIC81307742	OMPIC81324141
8	OMPIC81306043	OMPIC81307743	—
9	—	—	OMPIC81324143
10	OMPIC81306045	—	OMPIC81324144
11-1/2	OMPIC81306046	—	OMPIC81324146
12	OMPIC81306047	OMPIC81307747	OMPIC81324147

Tecnica Evo Shoes

Premium-quality shoes feature an ultra-lightweight sole for maximum pedal sensitivity. A single leather layer is used to reduce weight and increase comfort. Meets FIA 8856-2000 specifications. Choose from blue, red, or black.



Size	Blue	Black
8-1/2-9 (42)	OMPIC803E04442	OMPIC803E07142
9-1/2-10 (43)	OMPIC803E04443	OMPIC803E07145
10-1/2-11 (44)	OMPIC803E04444	OMPIC803E07146
11-1/2-12 (45)	OMPIC803E04445	OMPIC803E07147
12-1/2-13 (46)	OMPIC803E04446	OMPIC803E04446
13-1/2-14 (47)	OMPIC803E04447	OMPIC803E04447
13-1/2-14 (47)	OMPIC803E07147	—



One-S Shoes

Top-level, quality leather shoes combine the benefits of a modern design with Velcro "flap" fastening, high-grip soles, and thin laces. Inner sole uses plate reinforcements for highest sensitivity and reduced foot stress. Meets FIA 8856-2000. Offered in red, black, or yellow.



Size	Part No.
White NEW!	
8	OMPIC80702042
9	OMPIC80702043
10-1/2	OMPIC82205045
12	OMPIC80702047
13	OMPIC80702048
Red	
8	OMPIC80706142
11-1/2	OMPIC80706146
Black	
9	OMPIC80707143
Yellow	
10-1/2	OMPIC80709945

One Evo R Driving Shoes NEW!

A professional driving shoe offers superior comfort, added foot support, and an exclusive micro-adjustment 'rotor'- lacing to minimize foot stress and maximize sensitivity. The injected sole offers additional grip while minimizing wear. FIA 8856-2000.



Size	Part No.
Black	
39	OMPIC80507139
40	OMPIC80507140
41	OMPIC80507141
42	OMPIC80507142
43	OMPIC80507143
44	OMPIC80507144
45	OMPIC80507145
46	OMPIC80507146
47	OMPIC80507147

One Evo Shoes

One Evo professional racing shoes feature tough, lightweight leather with fabric inserts and injected sole for maximum grip and resistance to wear. A new foot support with nylon reinforcement reduces stress on the foot and guarantees maximum sensitivity. Expanded inserts balance the pressure on the drivers feet. Meet FIA 8856-2000 standards. Black only.



Size	Part No.
42	OMPIC80607142
43	OMPIC80607143
44	OMPIC80607144
45	OMPIC80607145
46	OMPIC80607146
47	OMPIC80607147
48	OMPIC80607148

One Evo Driving Shoes NEW!

One Evo professional racing shoes feature tough, lightweight leather with fabric inserts and injected sole for maximum grip and resistance to wear. A new foot support with nylon reinforcement reduces stress on the foot and guarantees maximum sensitivity. Expanded inserts balance the pressure on the driver's feet. Meet FIA 8856-2000 standards.

Size	Part No.
White	
38	OMPIC80602038
41	OMPIC80602041
44	OMPIC80602044
45	OMPIC80602045
46	OMPIC80602046
47	OMPIC80602047
Red	
38	OMPIC80606138
39	OMPIC80606139
40	OMPIC80606140
41	OMPIC80606141
42	OMPIC80606142
43	OMPIC80606143
44	OMPIC80606144
45	OMPIC80606145
46	OMPIC80606146
47	OMPIC80606147
Black	
38	OMPIC80607138
39	OMPIC80607139
40	OMPIC80607140



OS 50 Shoes

Quality suede leather shoes utilize a mid-top design with padded ankle and tongue, flexible and low-cut achilles, and leather reinforcements. Shoes are offered in black and meet SFI 3.3A/5 specifications.



Size	Black
9	OMPIC792071090
11	OMPIC792071110
12	OMPIC792071120

Carrera High Boots NEW!

Shoes include contrasting inserts, laced closure, and an oil- and fuel-resistant rubber sole.



Size	Dark Brown	Light Brown
42	OMPIC78201442	OMPIC78201542
43	OMPIC78201443	OMPIC78201543
44	OMPIC78201444	OMPIC78201544
45	OMPIC78201445	OMPIC78201545
46	OMPIC78201446	OMPIC78201546



Tecnica Balaclava

OMPIAA758020LXL **NEW!**

Professional balaclava made with a new, comfortable, fire-retardant seamless fabric that ensures the most comfort and a perfect fit. Single eyeport. Black L/XL. FIA approved.



Tecnica Underwear **NEW!**

Offers maximum protection while providing a comfortable fire-retardant layer of protection. FIA 8856-2000. Black.

Size	Part No.
Log Sleeve Top	
X-Small/Small	OMPIAA756071XXS
Medium	OMPIAA756071ML
X-Large	OMPIAA756071XL
X-Large/XX-Large	OMPIAA756071XLXXL
Full Length Bottom	
X-Small/Small	OMPIAA757071XSS
Medium	OMPIAA757071ML
X-Large	OMPIAA757071XL
X-Large/XX-Large	OMPIAA757071XLXXL

First

Underwear is made from aramidico-viscose knitted fabric for increased fire resistance. External seams provide improved comfort. Tops feature long sleeves and high neck for maximum protection. Meets FIA 8856-2000 and SFI 3.3 specifications. White only.



Size	Part No.
Tops	
Small	OMPIAA730S
Medium	OMPIAA730M
Large	OMPIAA730L
X-Large	OMPIAA730XL
XX-Large	OMPIAA730XXL
Bottoms	
X-Small	OMPIAA731PXS
Small	OMPIAA731PS
Medium	OMPIAA731PM
Large	OMPIAA731PL
Single Eyeport Balaclava	
Double Layer/One Size Fits All	OMPIAA729



One

Underwear adds a layer of fire protection without compromising comfort, and will remain cool and fresh. Offered in black only. FIA approved.

Size	Part No.
Single Eyeport Balaclava	
One Size Fits All	OMPIAA759071
Socks	
White, Medium	OMPIAA749028M
Black, Medium	OMPIAA749CNUM
Large, Black	OMPIAA749CNL
Bottoms	
X-Large	OMPIAA740EPCNXLAR



Nomex Socks - Crew Length

Made of fire-resistant Nomex, these standard crew-length socks are available in white or black, and meet SFI 3.3 and FIA 8856-2000 guidelines.

Size	Part No.
White	
Small	OMPIAA722S
Medium	OMPIAA722M
Large	OMPIAA722L
Black	
Small	OMPIAA724071S
Medium	OMPIAA724071M
Large	OMPIAA724071L



One Socks - Ankle Length

Designed and manufactured with the latest knitted fabric technology, One Socks have maximum breathability and cooling in hot weather. Leg fatigue is greatly reduced by using knitting techniques that provide differentiated pressure areas to improve blood circulation. FIA approved.

Size	Part No.
White	
Small	OMPIAA766020S
Medium	OMPIAA766020M
Large	OMPIAA766020L
Black	
Small	OMPIAA766071S
Med	OMPIAA766071M
Large	OMPIAA766071L



Anatomical Neck Collars

OMPID789071

Neck collar is manufactured from flame-resistant Nomex and features an anatomic design for improved fit and comfort. Black only.



Roll Bar Padding **OMPAA115A**

Energy-absorbing roll bar padding gets progressively denser during impact for added driver protection. Padding, which is 490 mm long, fits 40 mm (1-1/2") to 50 mm (2") dia. roll cage tubing. Meets FIA 8857-2001 type A specifications. Black only.



Harness Pads

Harness pads add driver comfort when cinching down belts. Comes in black or red velour with Velcro attachment. Sold in pairs.

Part No.	Color
2" Belts	
OMPDB450N	Black
OMPDB450R	Red
3" Belts	
OMPDB4503N	Black
OMPDB4503R	Red



OMP Sport Arm Restraints **OMPIA01843071**

A must for open cockpit race cars, OMP Sport arm restraints have padded arm bands and individual tie straps with D-ring loops for easy adjustment and release. Made from sturdy black nylon, they are SFI- and FIA-certified. Sold in pairs.





Kubic Suede Steering Wheel OMPOD1985NN **NEW!**

This 3-spoke, black anodized aluminum steering wheel features a suede/leather wrap. Measuring 12-1/4" & 10-1/2", it is flat on both the top and bottom to give the driver additional leg-room. Manufactured with a 6-bolt mounting pattern and supplied with horn button.



Steering Wheel Spacers

Ultra-lightweight, CNC-machined 60mm steering wheel spacer enables a flat dish steering wheel to replace a deeper dish OEM steering wheel while maintaining wheel distance to the driver.



Part No.	Color
OMPODC023171	Black
OMPODC023181	Silver



Speed Screen Combo Kit OUT11-2325-12

Includes speed screen, frame, and PVC heat shield.



Part No.	Description
Replacement Component	
OUT11-2325-12	Replacement Screen

Black Engine Bag OUTEB-1000

Heavy-duty, black denier nylon bag is used to cover spare engines during storage or transport, protecting them from dirt, debris, and the elements.



Pre-Filter for Fuel Funnels OUT20-1029-03

Fits 6-qt. fuel funnels (like Mr. Gasket MRG3695). Prevents condensation and dirt from entering the fuel cell. Will not separate water from alcohol. Red only.



Pre-Filter for Carbon Fiber Air Box

Part No.	Color
OUT10-1016-01	For Sprint, Black, 6"
OUT10-1217-01	For Midget, Black
OUT10-2535-01	For Sprint, Black, 4"
OUT10-2893-01	For Large R2C Airbox



Fuel Injection Pre-Filters

Pre-filters are available for straight or tapered air filters.

Part No.	Color
Straight Style	
OUT10-1195-01	Black
OUT10-1195-02	Blue
Tapered Style	
OUT10-1048-01	Black



Pre-Filters for Walker Performance OUT10-3118-01

Pre-filters fit Walker Performance Filtration Units. Sold in 2-pack.



Pre-Filter for 600CC Mini Sprint

Fits K&N E2990 filter. Available in black only.

Part No.	Color
Fits K&N Filters	
OUT10-1144-01	3" Tall
OUT10-2790-01	5" Tall
OUT10-2642-01	3" Tall
Fits JTG Filters	
OUT10-1021-01	3" Tall
OUT10-1294-01	3" Tall



Pre-Filters for 3" Crankcase Breather

Pre-filters fit the 3" diameter crankcase breathers mounted on the valve covers.

Part No.	Color	Part No.	Color
Breather without Shield		Breather with Shield	
OUT10-1013-01	Black	OUT10-1018-01	Black
OUT10-1013-02	Blue	OUT10-1018-02	Blue
OUT10-1013-03	Red	OUT10-1018-03	Red
OUT10-1013-04	Yellow	OUT10-1018-04	Yellow
OUT10-1013-05	Orange	OUT10-1018-05	Orange
OUT10-1013-07	Purple	OUT10-1018-07	Purple



14" Air Filter Pre-Filters for R2C Pro Series

Specifically designed for use with popular R2C Pro Series air filters.

Part No.	Description
OUT10-2589-01	4" Tall Element
OUT10-2590-01	5" Tall Element
OUT10-2781-01	6" Tall Element



14" Air Filter Pre-Filters

Pre-filters fit around the air filter elements on all 14" diameter air cleaners.



Description	Black	Blue	Red
3" Tall Element	OUT10-1141-01	OUT10-1141-02	OUT10-1141-03
4" Tall Element	OUT10-1002-01	OUT10-1002-02	OUT10-1002-03
5" Tall Element	OUT10-1004-01	OUT10-1004-02	OUT10-1004-03
6" Tall Element	OUT10-1026-01	OUT10-1026-02	OUT10-1026-03

Description	Yellow	Orange	Purple
3" Tall Element	OUT10-1141-04	OUT10-1141-05	OUT10-1141-07
4" Tall Element	OUT10-1002-04	OUT10-1002-05	OUT10-1002-07
5" Tall Element	OUT10-1004-04	OUT10-1004-05	OUT10-1004-07
6" Tall Element	OUT10-1026-04	OUT10-1026-05	OUT10-1026-07

14" Air Filter Pre-Filters with Top

The Outerwears pre-filter with a completely covered top keeps debris out of the air cleaner assembly.



Description	Black	Blue	Red
3" Tall Element	OUT10-1246-01	OUT10-1246-02	OUT10-1246-03
4" Tall Element	OUT10-1014-01	OUT10-1014-02	OUT10-1014-03
5" Tall Element	OUT10-1020-01	OUT10-1020-02	OUT10-1020-03
6" Tall Element	OUT10-1160-01	OUT10-1160-02	OUT10-1160-03

Description	Yellow	Orange	Purple
3" Tall Element	OUT10-1246-04	—	—
4" Tall Element	OUT10-1014-04	OUT10-1014-05	OUT10-1014-07
5" Tall Element	OUT10-1020-04	OUT10-1020-05	OUT10-1020-07
6" Tall Element	OUT10-1160-04	OUT10-1160-05	OUT10-1160-07

Shockwears Armor

Flexible, armor-plated material protects expensive shock absorbers and is vented to release heat. Available for use with shocks fitted with standard coil-overs or those fitted with barrel springs. Black only. Sold each.



Part No.	Description
OUT32-2603-01	2.5" Dia. x 17" Long
OUT32-2604-01	2.5" Dia. x 19" Long
OUT32-2605-01	2.5" Dia. x 21" Long
OUT32-2877-01	8-9" Shocks
OUT32-2878-01	6-7" Shocks

Shock Covers

Tested and proven to protect vital shock components. Durable denier nylon Shockwears are water- and heat-resistant, and include a Velcro strap for easy installation without shock removal. Covers are also available for pull bars and coil-overs. All covers are sold in pairs.



Part No.	Description
OUT30-1245-01	Standard 3-1/2" O.D. x 10" Long Spring
OUT30-1348-01	Standard 3-1/2" O.D. x 12" Long Spring

Scrub Bags

Strong water-repellent, dirt-resistant covers for fuel injection, crankcase vents, magnetos, and air boxes. Use during hauling, washing, or storage. Secures with a draw-string and quick-clip.



	Black	Blue	Red	Purple
Crankcase Vent				
OUT30-1018-01	OUT30-1018-02	OUT30-1018-03	—	—
Vertex Magneto, Standard Cap				
OUT30-1143-01	—	—	—	—
Vertex Magneto, Large Cap				
OUT30-1264-01	OUT30-1264-02	OUT30-1264-03	—	—
Carbon Fiber Box				
OUT30-1016-01	—	—	—	—
Mini Sprint Filter				
OUT30-1144-01	—	—	—	—



Circle Track Valve Springs

PAC offers three series of dual-spring valve spring assemblies for circle track racing applications. The economical 1200 series is standard HP-processed with good fatigue life. 1300 series Nano Peen springs have surface enhancements and full chamfering for extreme reliability. Premium 1500 series are polished, gold-colored Nano Peen springs engineered for extreme engine speeds and radical camshaft profiles. Sold in sets of 16.

Part No.	Outer OD	Outer ID	Middle OD	Inner ID	Installed Height	Open Load	Spring Rate	Coil Bind	Max. Lift
1200 Series									
PACPAC-1216	1.260"	.876"	Damper	.786"	115 @ 1.800"	350 @ 1.300"	470	1.048"	.500"
PACPAC-1227	1.539"	1.125"	Damper	.731"	200 @ 1.950"	550 @ 1.250"	500	1.130"	.700"
PACPAC-1239	1.550"	1.126"	Damper	.720"	220 @ 2.050"	625 @ 1.300"	540	1.180"	.800"
PACPAC-1280X	1.282"	.860"	Damper	.655"	92 @ 1.800"	285 @ 1.300"	386	1.181"	.500"
PACPAC-1297	1.539"	1.125"	Damper	.731"	200 @ 2.000"	550 @ 1.300"	500	1.130"	.700"
1300 Series									
PACPAC-1371	1.374"	1.100"	—	.716"	150 @ 1.950"	455 @ 1.250"	436	1.190"	.700"
PACPAC-1385	1.564"	1.150"	Damper	.744"	250 @ 2.000"	670 @ 1.200"	525	1.140"	.800"
PACPAC-1395	1.574"	1.150"	Damper	.744"	265 @ 2.000"	705 @ 1.200"	550	1.150"	.800"





RPM Series Crate Motor "Cheater" Valve Springs

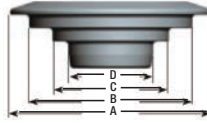
Designed specifically for popular GM "602" and "604" crate motors, RPM series valve springs permit increased engine RPM's compared to stock GM crate motor springs. Sold in sets of 16.



Part No.	O.D.	I.D.	Installed Height	Open Load	Spring Rate	Coil Bind	Max Lift
"602" Spring							
PACPAC-1210X	1.245"	.891"	87 @ 1.700"	212 @ 1.270"	291	1.128"	.450"
"604" Spring							
PACPAC-1212X	1.355"	.910"	125 @ 1.750"	315 @ 1.250"	380	1.180"	.550"

Valve Spring Retainers


Offered in 600 series Pacaloy tool steel or lightweight 500 series Ti-17 titanium.



Part No.	Dimensions				Lock Angle	Gram Weight
	A	B	C	D		
300 Series Chrome Moly Steel						
PACPAC-R317	1.325"	.990"	.700"	N/A	10°	26.3
PACPAC-R335	1.300"	.940"	.680"	N/A	LS7	17.0
PACPAC-R348	1.360"	.985"	.690"	N/A	Mini 8°	17.0
PACPAC-R349	1.200"	.775"	N/A	N/A	8°	20.0
PACPAC-R387	1.450"	1.122"	.735"	N/A	10°	29.0
400 Series Ti-64 Titanium						
PACPAC-R436	1.450"	1.125"	.800"	N/A	10°	11.5
500 Series Ti-17 Titanium						
PACPAC-R505	1.400"	1.090"	.780"	N/A	10°	14.8
PACPAC-R514	1.475"	1.140"	.735"	N/A	10°	14.8
PACPAC-R540	1.400"	1.080"	.770"	N/A	8°	13.6
600 Series Pacaloy Tool Steel						
PACPAC-R614	1.450"	1.140"	.735"	N/A	10°	15.9
PACPAC-R632	1.250"	.890"	.600"	N/A	Mini 8°	N/A

Valve Spring Shims **NEW!**

Offered in chrome moly steel, Pacaloy tool steel, Ti-64 titanium or Ti-17 titanium. Sold in sets of 16.




Part No.	O.D.	I.D.	Thickness
PACPAC-S184	1.500"	.570"	.050"
PACPAC-S188	1.250"	.570"	.050"
PACPAC-S189	1.250"	.570"	.030"

Valve Spring Shim Kit

PACPAC-KS93 **NEW!**

Used to achieve the desired valve spring installed height and seat pressure, comprehensive kit includes (64) 1.250" O.D. x .570" I.D. valve spring shims, 16 pieces each in thicknesses of .015", .020", .030", and .050".



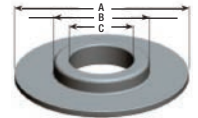
Valve Locks

Choose from 7°, 8°, or 10° valve locks for 11/32", 3/8", or 8mm valves. Sold in sets of 16.



Part No.	Valve Stem Size	Lock Angle	Groove Type	Installed Height	Material
PACPAC-L8005	11/32"	10°	Square	Std.	Titanium
PACPAC-L8025	11/32"	10°	Square	+.050"	Steel
PACPAC-L8028	11/32"	10°	Square	+.050"	Steel
PACPAC-L8036	11/32"	8°	Square	Std.	Steel
PACPAC-L8038	11/32"	8°	Square	+.050"	Steel
PACPAC-L8092	3/8"	10°	Square	Std.	Steel
PACPAC-L8131 **	11/32"	8°	Radius	Std.	Steel
PACPAC-L8132 **	11/32"	8°	Radius	+.050"	Steel
PACPAC-L8133 **	11/32"	8°	Square	Std.	Steel
PACPAC-L8134 **	11/32"	8°	Square	+.050"	Steel
PACPAC-L8142 **	8mm	8°	Radius	+.050"	Steel
PACPAC-L8143 **	8mm	8°	Radius	-.050"	Steel
PACPAC-L8146	11/32"	7°	Square	Std.	Steel
PACPAC-L8154	11/32"	7°	Radius	Std.	Steel
PACPAC-L8160	8mm	10°	Radius	Std.	Steel
PACPAC-LR8025 †	11/32"	10°	Square	-.050"	Steel
PACPAC-LR8027 †	11/32"	10°	Square	Std.	Steel
PACPAC-LR8028 †	11/32"	10°	Radius	Std.	Steel

** Mini-8 Lock Type † Locks are recessed for use with lash caps.



Chrome Moly Spring Seats

Part No.	Thickness	Dimensions		
		A	B	C
PACPAC-S102	.060"	1.550"	.855"	.635"
PACPAC-S103	.060"	1.550"	.770"	.575"
PACPAC-S106	.060"	1.550"	.700"	.635"
PACPAC-S110	.060"	1.500"	.715"	.570"
PACPAC-S114	.060"	1.450"	.700"	.570"
PACPAC-S117	.060"	1.550"	.730"	.575"
PACPAC-S126	.060"	1.500"	.715"	.630"
PACPAC-S138	.060"	1.270"	.615"	N/A

Spring Installed Height Gauge

PACPAC-T902

Measure valve spring heights quickly, accurately, and effectively. Standard model is made from durable stainless steel and includes fine threads for increased accuracy. Measures 1.800" - 2.600" installed heights.



Thomas Meseraul

Mike Reusche



Mini Sprint Fan-Thom Electric Fan Relay Kits

Kit will protect the electric fan and the electrical system and includes a 30-amp circuit breaker, heavy-duty relay, wiring harness, and terminals. The Fan-Thom Relay is also available with a choice of pre-set thermostatic switches to activate the electric fan automatically.



Part No.	Description
PWI30101	Fan Relay Kit
PWI30102	Fan Relay Kit with 200°F On/185°F Off Thermostatic Activation
PWI30103	Fan Relay Kit with 185°F On/170°F Off Thermostatic Activation

Mini Sprint Weatherproof Electric Fan Relay Kits

Relay kits are designed for the harsh conditions common to racing. Kits use heavy-duty waterproof relays, weatherproof circuit breaker covers, and extreme-condition weatherproof, heat-shrinkable crimp-on terminals.



Part No.	Description
PWI30129	Weatherproof Electric Fan Relay with 185°F On/170°F Off Thermostat
PWI30130	Weatherproof Electric Fan Relay Only

Extreme Conditions Wire Stock

Stranded real copper wire includes cross-linked polyethylene insulation for exceptional resistance to abrasion. Sold in 25' or 50' rolls.

Part No.	Wire Size	Color
25 Feet		
PWI70690	8 Ga.	Red
PWI70700	10 Ga.	Red
PWI70701	10 Ga.	Black
50 Feet		
PWI70800	14 Ga.	Red
PWI70801	14 Ga.	Black
PWI70804	14 Ga.	Green
PWI70806	14 Ga.	White
PWI70807	14 Ga.	Gray
PWI70811	14 Ga.	Brown
PWI70812	14 Ga.	Purple



PWI70690


Push-Button Switch PWI80503

Momentary start switch with rubber button cover.



Heavy-Duty Toggle Switches

Sealed 20-amp switches with rugged, direct mount terminals are built to military specifications. Optional aircraft switch cover prevents accidental activation.



Part No.	Description
PWI80502	Off/On, Single-Pole/Single-Throw
PWI80514	On/Off/On, Double-Pole/Double-Throw
PWI80520	Waterproof Switch Boot Shaft-Mounted Toggles with 15/32" Threads
PWI80521	Aircraft Switch Cover

Indicator/Warning Light Assemblies

Light assemblies may be used as indicator or warning lights.

Color	5/16" O.D. Part No.	1/2" O.D. Part No.
Amber	PWI80203	PWI80208
Red	PWI80204	PWI80209
Green	PWI80205	PWI80210
Blue	PWI80206	PWI80211



Powerbraid Wire Wrap

Laterally split Powerbraid Wire Wrap encloses wires without tape or fasteners to clean up and protect wiring harnesses. Offered in black only.



Part No.	Description
PWI70901	1/4" Dia. x 20'
PWI70902	1/2" Dia. x 10'
PWI70903	3/4" Dia. x 6'
PWI70904	2" Dia. x 4'

Quick-Connect Terminal Kits

Make quick-connect plugs quickly and easily. Ideal for use with gauge panels, ignition boxes, etc. Each kit includes a male and female connector and the appropriate number of terminals. Accepts 14-20 gauge wire only.



Part No.	Description
PWI40006	2-Wire Kit
PWI40007	3-Wire Kit
PWI40008	4-Wire Kit
PWI40009	6-Wire Kit
PWI40010	9-Wire Kit



Logan Seavey

Mike Reusche



Mario Clouser

Mike Reusche

PEM

pemracing.com

Quick-Change Gears

The PEM standard gear set is manufactured from hobbed, fully-treated high-grade steel. The premium lightweight gear set uses high-strength polished alloy steel for cooler operating temperatures and reduced rotating weight.

Premium Gear Set



Standard Gear Set	Premium Gear Set	4.11 Ring and Pinion		No. of Teeth	4.86 Ring and Pinion	
		High	Low		High	Low
PEM65001	PEM61001	4.11	4.11	21/21	4.86	4.86
PEM65001A	—	4.23	4.00	35/36	5.00	4.72
PEM65002	PEM61002	4.26	3.96	27/28	5.04	4.68
PEM65008A	PEM61008	4.84	3.51	23/27	5.70	4.14
PEM65015	PEM61015	4.33	3.91	19/20	5.10	4.63
—	PEM61015Q	4.38	3.85	15/16	5.18	4.56
PEM65026	PEM61026	4.41	3.83	27/29	5.22	4.52
PEM65006	PEM61006	4.47	3.78	23/25	5.28	4.47
PEM65025	PEM61025	4.52	3.74	20/22	5.34	4.42
PEM65012	PEM61012	4.58	3.68	26/29	5.42	4.36
PEM65007	PEM61007	4.65	3.63	23/26	5.49	4.30
PEM65007A	PEM61007Q	4.70	3.60	21/24	5.55	4.25
PEM65017	PEM61017	4.77	3.54	19/22	5.63	4.19
PEM65008	PEM61008	4.86	3.48	22/26	5.74	4.11
PEM65019	PEM61019	4.89	3.45	21/25	5.78	4.08
PEM65009A	—	4.93	3.92	25/30	5.83	4.05
PEM65009	PEM61009	4.98	3.39	19/23	5.88	4.01
PEM65011	PEM61011	5.04	3.35	22/27	5.96	3.96
PEM65003	PEM61003	5.10	3.31	25/31	6.02	3.92
PEM65013	PEM61013	5.14	3.29	20/25	6.07	3.89
PEM65018	PEM61018	5.18	3.26	19/24	6.12	3.85
PEM65018A	PEM61018Q	5.23	3.23	22/28	6.18	3.82
PEM65004A	PEM61004Q	5.25	3.22	18/23	6.21	3.80
PEM65004	PEM61004	5.31	3.18	24/31	6.27	3.76
PEM65020	PEM61020	5.34	3.16	20/26	6.31	3.74
PEM65022	PEM61022	5.41	3.12	19/25	6.39	3.69
PEM65016	PEM61016	5.48	3.08	24/32	6.48	3.64

Standard Gear Set	Premium Gear Set	4.11 Ring and Pinion		No. of Teeth	4.86 Ring and Pinion	
		High	Low		High	Low
PEM65010	PEM61010	5.56	3.04	20/27	6.57	3.59
PEM65010A	PEM61010	5.62	3.02	22/30	6.62	3.56
PEM65034	PEM61034	5.65	2.99	16/22	6.68	3.53
PEM65014	PEM61014	5.72	2.95	23/32	6.76	3.49
PEM65014A	—	5.75	2.94	20/28	6.80	3.47
PEM65035	PEM61035	5.80	2.91	17/24	6.86	3.44
PEM65032	PEM61032	5.84	2.89	19/27	6.90	3.42
PEM65032A	PEM61032Q	5.90	2.86	23/33	6.97	3.39
PEM65024	PEM61024	5.96	2.83	20/29	7.04	3.35
PEM65036	PEM61036	6.05	2.79	17/25	7.14	3.30
PEM65023	PEM61023	6.16	2.74	18/27	7.29	3.24
PEM65021	PEM61021	6.28	2.69	17/26	7.43	3.18
PEM65027	PEM61027	6.35	2.66	22/34	7.51	3.15
PEM65043	PEM61043	6.42	2.63	16/25	7.59	3.11
PEM65028	PEM61028	6.49	2.60	19/30	7.67	3.08
PEM65029	PEM61029	6.58	2.57	15/24	7.77	3.04
PEM65030	PEM61030	6.68	2.53	16/26	7.91	2.99
PEM65041	PEM61041	6.77	2.50	17/28	8.00	2.95
PEM65031	PEM61031	6.85	2.47	21/35	8.10	2.92
PEM65033A	PEM61033Q	6.94	2.44	16/27	8.20	2.88
PEM65031A	PEM61031Q	7.05	2.39	14/24	8.33	2.83
PEM65050	PEM61050	7.19	2.77	20/35	8.50	2.77
PEM65052	—	7.32	2.32	18/32	8.64	2.73
PEM65054	—	7.42	2.29	15/27	8.74	2.70
PEM65056	—	7.51	2.26	17/31	8.86	2.67

Rotor PEMR810X11750

Vented steel rotor is .810" thick x 11.750" O.D., with 8 x 7" bolt pattern.



DAYLube Nano Ceramic Lubricating Grease

PEMDAYLUBETUBE160Z **NEW!**

A must for REM or ISF finished wheel bearings, DAYLube is a high-performance lubricant that is engineered to provide exceptional performance, durability, and wear resistance. Special Nano Ceramic particles are fabricated over a calcium sulfonate thickener to provide continuous lubrication, while lowering the coefficient of friction at all temperatures. Sold in a 16-oz. tube.



Fog Blocker PJ125-4

Specially formulated to prevent fogging on face shields, glasses, or goggles, even under extreme humidity. 4-oz. pump spray bottle.



Foam Air Filter Oil PJ15-20

Engineered to enhance the effectiveness of foam air filters. Easy application. Sold in 13-oz. aerosol can.



Filter Cleaner PJ115-22

Easy-to-use cleaner is compatible with fabric or foam air filters. Simply spray on and wash off. Sold in 13-oz. aerosol can.



Engine-Prep Assembly Lube PJ1SP701

Special blend of protective lubricants formulated to reduce internal friction. Eliminates damage at initial start-up in new and rebuilt engines. Also great for transmission overhauls and bearing replacements. 11-oz. net weight can.



Super Cleaner PJ13-20

Degreaser uses powerful solvents to blast grease and grime away. Dries quickly and leaves no residue. Sold in 13-oz. aerosol can.





PFC Racing Compounds

Performance Friction pads are used by many top short track racers. Select the PFC compound listed below that best suits requirements. All sets are completely race-ready pads requiring no bedding. All pads are boxed per axle set, four pads per box. All PFC compounds are painted black.

Compound	Description
13	High-friction, new-generation compound delivers the ultimate stopping power. Developed from the 01 compound with the added bonuses of increased bite and modulation, while offering superior disc conditioning and release characteristics for exceptional control. Compound works well with severe braking applications including heavy, fast, or high downforce cars. Wear is similar to 01 compound. Will operate at higher temperatures, if required, and has a high fade resistance. Pad additionally has shown to have the lowest taper wear in a properly designed race caliper.
14	Lighter, medium-distance friction compound combines the benefits of ultimate braking control and superior disc conditioning. Also developed from the 01 compound, pads offer lower cold bite and reduced wheel lock-up at the end of a stop. Higher thermal stability. Compound works well with medium to low-grip venues where control and modulation is at a premium.

Part No.	Description
Wilwood Dynalite, Outlaw 2000, Sierra Mini GN PFR752-01-12-44	14 Compound, Race-Ready Set



Part No.	Description
Wilwood Dynalite Single, Outlaw 1000, Sierra Mini GN PFR751-14-20-44	14 Compound, Race Ready Set



PFC PAD PART NUMBERING SYSTEM

WWW-XX-YY-ZZ

PFC Pad Shape
Compound
Overall Thickness (mm)
04= Standard Set, 4 Pads
44 = Race Ready, 4 Pads

Brake Rotors

PFC's brake rotors are made from superior alloys to resist cracking and are offered in smooth or slotted designs. Directional vanes control air flow and increase brake performance and durability. Advanced pattern on slotted rotor enhances pad bite and reduces thermal distortion. All rotors listed are 8-bolt with a 7" bolt circle.



Part No.	Description	PFC Pad Shape
PFR299-20-0045-01 *	LH, 11-3/4" Dia. x .810" Thick	0052/7752/7754
PFR299-20-0045-02 *	RH, 11-3/4" Dia. x .810" Thick	0052/7752/7754

* Includes Rotor Bolt Kit

RH665 DOT 4 Racing Brake Fluid

A specially formulated synthetic brake fluid engineered specifically for racing applications and the associated high temperatures. Complex mixture provides exceptional viscosity, lubricity, compressibility, and a "rock hard" pedal at extreme temperatures with a very high boiling point, while also meeting stringent FMVSS 116 DOT 4 specifications. RH665 has the highest guaranteed minimum (ERBP) dry boiling point of any DOT 4 brake fluid, 617°F. Sold in 500ml bottles, or in cases.



Part No.	Description
PFR25-0037	500ml Bottle
PFR25-0038	Case of (12) 500ml Bottles



Paul Nienhiser

Mike Reusche



Gasket Makers

Increased use of aluminum, bi-metal alloys, and high-tech plastics has created the need for superior RTV silicone gasket makers. Permatex offers carded tubes or cartridges.



Description	Carded	Carded oz.	Cartridge	Cartridge oz.	Temperature
Ultra Black	PEX82180	3.35	PEX24105	10.6	-65°F to 500°F
Ultra Blue No Leak	PEX81724	3.35	—	—	-65°F to 500°F
Ultra Copper Hi-Temp	PEX81878	3	—	—	-75°F to 700°F
Ultra Grey	PEX82194	3.5	PEX82195	—	-65°F to 500°F
Blue Sensor Safe	PEX80022	3	—	—	-65°F to 500°F
Clear	PEX80050	3	PEX80855	11	-75°F to 400°F
Black	PEX81158	3	—	—	-75°F to 400°F
Hi-Temp	PEX81160	3	PEX81409	11	-65°F to 650°F
Sensor Safe Hi-Temp	PEX81422	3	—	—	-65°F to 650°F

The Right Stuff Gasket Maker

Repair leaks quickly with The Right Stuff leak-proof gasket maker. Used on production lines by GM, Ford, and Chrysler, this product uses the latest in modern rubber gasket technology. Temperature range is -75° to 450°F.



PEX85144

Part No.	Description
PEX25223	4-oz. Tube
PEX25224	7-oz. Tube
PEX29208	5-oz. Cartridge
PEX33694	10-oz. Tube
PEX34310	10-oz. Tube, Grey
PEX85144	7.5-oz. Powerbead Pressurized Can, Grey

Gear Oil RTV Sealant PEX81182

Specially formulated to withstand harsh gear oil, special silicone has been tested to OEM specifications to ensure complete sealing. Sold in a 3-oz. tube.



Copper Spray-A-Gasket PEX80697

Sealant helps dissipate heat, improves heat transfer and prevents gasket burnout. Seals minor surface imperfections instantly. Ideal for head, exhaust manifold, and carburetor gaskets. Temperature range -50° to 500°F. Sold in a 12-oz. aerosol can.



High-Performance Thread Sealant PEX56521

Formulated for tapered pipe fittings, sealant replaces PTFE tape or pipe dope. Works well on head bolts (that pass through water jackets), sending units, sensors, fuel fittings, oil and coolant lines, and rear axle fill plugs. 50ml tube.



Ground Shipment Only
On Many Permatex Products

High-Temperature Thread Sealants

Sealant is used to lock and seal threaded fittings or bolts. Often used on head bolts (that enter water jackets), oil sending units, fuel fittings, rear axle plugs, brake and power steering fittings, etc.



Part No.	Description
PEX59214	6 ml Carded Tube
PEX59235	50 ml Carded Tube

Thread Sealant with PTFE

A general purpose sealant for fittings. Remains pliable at high or low temperatures. Effective from -65° to 300°F.



Part No.	Description
PEX80631	1-oz. Tube
PEX80632	4-oz. Can

Anti-Seize Lubricant

Blend of aluminum, copper, and graphite lubricants prevents galling, corrosion, and seizing for easier disassembly. Works well anywhere, including lubrication of slip-on collectors, adjustable header tubes, or any other exhaust tubing for easier disassembly. Effective from -60° to 1,200°F.



Part No.	Description
PEX80078	8-oz. Brush-Top Bottle
PEX81343	1-oz. Carded Tube

Ultra-Slick Engine Assembly Lube PEX81950

Ultra-Slick prevents galling and scuffing during critical initial engine start-up. Superior adhesion qualities meet or exceed stock performance specifications for engine assembly lubricant. Use on bearings, camshafts, lifters, valves, guides, and rocker shaft assemblies. 4-oz. bottle.



Threadlockers

Developed to positively lock and seal threaded fasteners. Threadlockers fill the space between threads on metal parts and then harden for a tough adhesive bond and seal.



Part No.	Description
Medium Strength Blue	
PEX24200	Carded 6 ml Tube
PEX24240	Carded 36 ml Bottle
PEX24300	Carded 10 ml Bottle
High-Strength Red	
PEX27100	Carded 6 ml Tube
PEX27140	Carded 36 ml Bottle
High-Temp/High-Strength Red	
PEX27200	Carded 10 ml Bottle

Liquid Electrical Tape PEX85120

Weatherproof protectant, designed to protect wiring and electrical connections, applies as a liquid and dries to a black vinyl polymer that resists moisture, dirt, and chemicals. Brush-top bottle allows application without gaps and provides access to tight spaces where tape or heat-shrink tubing may be impractical. Sold in a 4-oz. brush-top bottle.





**Ground Shipment Only
On Many Permatex Products**

Decal and Adhesive Remover PEX80025

Fast-acting formula removes adhesive residue, decals, stickers, tape, and other sticky substances. Contains no acetone and is safe for virtually any surface including auto paint, bumpers, vinyl, fabric, plastic, windows, etc. 5-oz. aerosol can.



PermaPoxy PEX84101

Easy-to-use, 2-part epoxy bonds metal, fiberglass, rubber, plastic, etc. Sold in a .84-oz. carded syringe.



Fast Orange Hand Cleaners

The #1 selling, biodegradable, waterless solvent-free hand cleaner. Contains no harsh chemicals, mineral oils, or ammonia that can irritate cuts and abrasions.

Part No.	Description
PEX25108	Fine Pumice Cleaner, 7.5-oz. Bottle
PEX25219	Low-Profile 1-Gallon Bottle with Pump

PEX25219



**Inflation Unit
PENTL-INFLATION**

Designed for use with Penske 7150-series shock absorbers.



Shock Bump Rubbers

Manufactured from micro-cell foam with ribbed wall thickness for progressive rate, shock bump rubbers are offered in four different densities, 28, 32, 38 and 47 grams. Bump rubbers are 2.00" O.D. x 2.375" tall x .060" I.D. and may be trimmed, if desired. Sold each.



Part No.	Description	PENBR-28
PENBR-28	28 g Shock Bump Rubber, Red	
PENBR-32	32 g Shock Bump Rubber, White	
PENBR-38	38 g Shock Bump Rubber, Black	
PENBR-47	47 g Shock Bump Rubber, Blue	



600 Series Inline Fuel Filters

Lightweight, durable filters have reusable, pleated stainless steel screens and hardcoat-anodized bodies for compatibility with all fuels.


Part No.	Size
Standard - 2" O.D. x 5" Long	
60 Micron	
PTR09-0616	-6AN
PTR09-0617	-8AN
PTR09-0618	-10AN
PTR09-0619	-12AN
100 Micron	
PTR09-0623	-12AN
Ball Valve - 2" O.D. x 5" Long	
45 Micron	
PTR09-0603	-12AN
60 Micron	
PTR09-0609	-12AN
100 Micron	
PTR09-0625	-8AN
PTR09-0627	-12AN



600 Series Rebuild Kits

PTR09-0689

For -8AN through -12AN filters. Includes (3) O-rings for methanol, oil, and leaded fuel.



600-Series Replacement Parts

For 600 Series stainless steel elements.

Part No.	Size
45 Micron - Gold/Red End Caps	
PTR09-0680	-6AN, -8AN, -10AN, -12AN
60 Micron - Gold/Black End Caps	
PTR09-0660	-6AN, -8AN, -10AN, -12AN
100 Micron - Gold/Purple End Caps	
PTR09-0699	-6AN, -8AN, -10AN, -12AN



400 Series In-Line Oil Filters

In-line oil filters have 25% more filter area than similar units and are available in 60- and 75-micron configurations for engine oil. 2-1/2" filter bodies are hard anodized. Filter mounting brackets are sold separately.



Part No.	Description
Inline Oil Filters	
PTR09-0438	-12AN Filter, 75 Micron Element, Without Bypass
PTR09-0439	-16AN Filter, 75 Micron Element, Without Bypass
PTR09-0452	-12AN Filter, 60 Micron Element, With Bypass
PTR09-0457	-10AN Filter, 60 Micron Element, Without Bypass
PTR09-0458	-12AN Filter, 60 Micron Element, Without Bypass

Filter Mounting Brackets (Sold In Pairs)


PTR09-0492	Filter Mount Bracket, Fits 1-1/2" Dia. Tubing
PTR09-0493	Filter Mount Bracket, Fits 1-3/4" Dia. Tubing
PTR09-0494	Filter Mount Bracket, Firewall Mount

Replacement Element

PTR09-0440	75 Micron Element, -8, -10, -12, -16AN Filters, Gold/Blue Endcaps
PTR09-0460	60 Micron Element, -8, -10, -12, -16AN Filters, Gold/Blue Endcaps

In-Tank Fuel Filters

Filters are race-proven by the World of Outlaws. Stainless pleated filters, available in straight and 90° styles, attach easily by slipping the pick-up hose over the 3/4" neck and securing with a clamp.



Part No.	Description
PTR09-1460	Straight, 60 Micron
PTR09-1461	90°, 60 Micron

Dry Sump Pan Filter

Billet aluminum filter bolts directly to the pan fitting. Screen protects dry sump pump from engine debris and can be inspected without removing pan. 2-1/4" long body.



Part No.	Description
PTR09-0404	Filter With -12AN Fitting
PTR09-0411	Replacement Screen

Scavenge Filters

Peterson's aluminum billet inline filters remove harmful debris from the oil before it reaches the pump. The free-flowing units have twice the filter area of dry sump pan screens.



Part No.	Description
Inline Scavenge Filters	
PTR09-0401	-8AN, Use On Lifter Valley Scavenge Or With Rear End Pumps
PTR09-0402	-10AN, Use With Dry Sump Pan Or Lifter Valley Scavenge Lines
PTR09-0403	-12AN, Use With Dry Sump Pan Lines
PTR09-0405	-16AN
Inline 90° Scavenge Filters	
PTR09-0406	-8AN, Use On Lifter Valley Scavenge Or With Rear End Pumps
PTR09-0407	-10AN, Use With Dry Sump Pan Or Lifter Valley Scavenge Lines
PTR09-0408	-12AN, Use On Dry Sump Pan
Replacement Screens	
PTR09-0410	Fits PTR09-0402, PTR09-0403, PTR09-0407, PTR09-0408
PTR09-0411	Fits PTR09-0401, PTR09-0406

Y-Manifolds

When multiple oil lines need to be combined in a single high-flow line, the tubular or billet aluminum Y-manifolds get the job done.



Part No.	Description
Y-Manifolds	
PTR10-1033	Billet Aluminum, -10AN, -8AN, -8AN
PTR10-1721	Aluminum Tube, -12AN, -12AN, -12AN
PTR10-1725	Aluminum Tube, -16AN, -12AN, -12AN
PTR10-1735	Aluminum Tube, -16AN, -16AN, -16AN
4-Way Y-Manifold	
PTR10-1041	Billet Aluminum, -8AN, -6AN, -6AN, -6AN

Oil Filter Block-Off Plates

Oil filter plates facilitate the installation of wet and dry sump oil pressure lines to the stock oil filter pad. Plates are made from aluminum billet and include mounting hardware.



Part No.	Description
PTR09-0002	Chevy V8 with -12AN Fitting
PTR09-0004	Chevy Bow-Tie Block with -12AN Fitting
PTR09-0020	Replacement Square O-Ring for 09-0001 through 09-0004

One-Way Valve Pop-Off PTR08-0450

Breather assembly is installed in valve cover on engine's running crankcase in vacuum condition. Valve seals engine from air entering engine, but opens in the event of crankcase pressure, allowing crankcase to vent. Includes -12AN bung to weld to aluminum valve cover.



Screw-In Breather PTR08-0415

Internally baffled breather has -12AN male threads to fit bung on Peterson dry sump tanks. May also be used on valve covers.



Dry Sump Oil Tanks

"New Generation" oil tanks are built with state-of-the-art components and internal baffling, which prevents oil aeration while helping to maintain a tall column of oil over the pick-up. Easily disassembled, tops can be rotated for easy placement of fittings. Brackets sold separately.

Part No.	Description
PTR08-0005*	2 Gal. Single Scavenge Inlet, 19-1/2" H x 6" Dia.
PTR08-0007*	2.5 Gal. Single Scavenge Inlet, 24" H x 6" Dia.
PTR08-0008*	2.5 Gal. Dual Scavenge Inlet, 24" H x 6" Dia.
PTR08-0009*	3 Gal. Single Scavenge Inlet, 16" H x 9" Dia.
PTR08-0011†	4 Gal. Single Scavenge Inlet, 19" H x 9" Dia.
PTR08-0110	Replacement O-Ring For 6" Dia. Tanks

* Use mount bracket PTR08-0100.
† Use mount bracket PTR08-0101.



Oil Pressure Gauge Fittings

Special fittings, designed by Karl Kinser, get the oil pressure gauge line up where it is more accessible. Fitting is 1/8" NPT on engine end, while the gauge connection is -4AN.



Part No.	Description
PTR15-1040	90°
PTR15-1041	Straight

SB Chevy Lifter Valley Riser Tubes

PTR15-1050

Tubes install in the lifter drain-back holes to prevent oil drain back while still allowing the engine to "breathe". 70-micron filter screens in the tube opening protect from debris. Installation requires that the lifter drain back holes be tapped to 1/4" NPT. Hex top is 9/16" and bottom is 1/4" NPT. Set of eight.



Fuel Fittings

Machined from aluminum and anodized, fittings have large bores and are radiused on the inlet sides for optimum flow.



Part No.	Description
PTR15-1002	Fuel Regulator, -10AN x -8AN Port
PTR15-1004	Fuel Regulator, -8AN x -8AN Port

Dry Sump Oil Tank Mounting Brackets

Mounting brackets are machined from billet aluminum and include EPDM rubber-lined stainless steel straps. Sold in pairs.



Part No.	Description
PTR08-0100	For 6" Dia. Tanks
PTR08-0101	For 9" Dia. Tanks

Dry Sump Tank Fittings

Anodized aluminum fittings complete the installation of any Peterson dry sump tank.

Part No.	Description
PTR08-0501	-10AN Hose x -12AN Port
PTR08-0502	-12AN Hose x -12AN Port
PTR08-0503	-16AN Hose x -12AN Port
PTR08-0504	-6AN Port Plug (Tank Drain)
PTR08-0505	-12AN Port Plug (Tank Drain)
PTR08-0506	O-Ring Kit, -12AN (5 Per Pack)



Remote Oil Filter Mounts

Manufactured from billet 6061-T6 aluminum for rigidity, remote mounts are offered to accept popular oil filters. Mounts include -12AN inlet and outlet ports, and a 1/8" NPT gauge port. Sold complete with fittings.



Part No.	Description
PTR09-1301	Accepts 13/16" Thread Chevrolet Filter, -10AN Fittings
PTR09-1302	Accepts 13/16" Thread Chevrolet Filter, -12AN Fittings
PTR09-1312	Accepts 3/4" Thread Ford Filter, -12AN Fittings

In-Line Ball Valves

CNC-machined from billet aluminum, then anodized for durability, Peterson's in-line-mounted ball valves have PTFE seals and hard-coated aluminum balls and bodies for long life and resistance to corrosion from racing fuel. Valves are available with small bodies in -6AN and -8AN sizes and large bodies in -10AN and -12AN sizes. A panel-mount ball valve (-6AN) is also available and is ideal for use as a dash mounted fuel shutoff.



Part No.	Description
PTR09-0900	Small Body Valve -6AN
PTR09-0910	Panel Mount Ball Valve -6AN Male Fittings
PTR09-0923	Ball Valve, -8AN Male to -8AN Female
PTR09-0960	Large Body Valve -12AN x -12AN

PTFE Engine Seals



Hard-to-find PTFE engine seals assure maximum vacuum levels for engines with dry sump oil systems. Seals are manufactured by TKO Competition Development.

Part No.	Description
PTRSM86410	Rear Main Seal, SB Chevy 400
PTRSM86586	Jesell Front Cover, Chevy Cam Seal
PTRSM86587	Jesell Front Cover, SB Chevy Crank Seal
PTRSM86625	Rear Main Seal, SB Chevy 350
PTRSM86990	Front Crank Seal, SB Chevy



SB Chevy Manifold End Rail Spacers

Fill the gap between the manifold and the lifter valley end rails when using raised port cylinder heads on small block Chevy engines. Sold in pairs, spacers include four 3/16" roll pins for retention. Drilling of the block is required for installation.



Part No.	Description
PTR09-1060	Spacer Set, .125" Thick
PTR09-1061	Spacer Set, .187" Thick
PTR09-1062	Spacer Set, .250" Thick
PTR09-1063	Spacer Set, .375" Thick

Oil Tank Heaters

Pre-heating of dry or wet sump systems on a race engine ensures good lubrication upon initial start-up. Immersion-style heater does a great job of pre-heating and only requires welding a threaded bung into the tank. Wrap-around styles can be glued to the outside of the tank or pan.



Part No.	Description
PTR08-0300	300-Watt Immersion Style, 110 Volt with Detachable Cord Set, Steel and Aluminum 1/2" NPT Weld Bungs
PTR08-0302	400-Watt Wrap-Around Pad, 4" x 10", 110 Volt with Detachable Cord Set, Attaches with High-Temp RTV Silicone

Lightweight Cap and Bung Assembly

PTR08-0611

Billet aluminum 1-7/16" cap and bung assembly is ideal when fabricating custom tanks. Cap is red anodized.





Partial Synthetic High-Performance Oils

Partial synthetic oils offer exceptional film strength, superior sealing, and anti-wear protection. Multi-viscosity grades and synthetic components allow cold starting, quicker engine warm-up and ensure adequate engine protection during competition. Sold in one-quart bottles or cases of 12 quarts.

Description	1-Quart Part No.	1 Case (12) 1-Quart Bottles
5W-30 Racing Oil	BP071096	BP071096-12
10W30 Racing Oil	BP071506	BP071506-12
10W-40 Racing Oil	BP071446	BP071446-12
15W-40 Racing Oil	BP071586	BP071586-12
20W50 Racing Oil	BP071196	BP071196-12



Straight Grade High-Performance Oils

Formulated from Penn-Grade stocks, straight-grade motor oils deliver protection for street or competition engines. Superior film strength, advanced detergent package, foam inhibitors, and increased ZDDP (zinc dialkylthiophosphate) provide outstanding anti-scuffing and anti-wear protection. Sold in one-quart bottles or cases of 12 quarts.

Description	1-Quart Part No.	1 Case (12) 1-Quart Bottles
30W Racing Oil	BP071396	BP071396-12
40W Racing Oil	BP071406	BP071406-12
50W Racing Oil	BP071156	BP071156-12



Full Synthetic 75W-90 Hypoid Gear Lubricant

For manual transmissions and hypoid differentials, 100% synthetic lubricant is used when SAE 75W, SAE 80W-90, or SAE 90W is recommended.

1-Quart Part No.	1 Case (12) 1-Quart Bottles
BP077666	BP077666-12



Classic GL-4 80W-90 Gear Oil **NEW!**

Multi-purpose Classic gear oil is specially blended with high-quality premium mineral base stocks and a proprietary additive package. Lubricant is suited to a wide variety of manual transmissions, transaxles, and differentials. **Note: Not recommended for use in limited slip applications or for applications requiring a API GL-5 lubricant.**

1-Quart Part No.	1 Case (12) 1-Quart Bottles
BP077296	BP077296-12



Break-In Oil

Mono-grade SAE 30W oil meets the critical lubrication needs of new engines during the "break-in" period with improved lubrication during initial cam/lifter break-in and ring seating. Enhanced levels of ZDDP (zinc dialkylthiophosphate) provide exception film strength and anti-wear/anti-scuffing protection. Sold in one-quart bottles or cases of 12 quarts.

1-Quart Part No.	1 Case (12) 1-Quart Bottles
BP071206	BP071206-12



Titan Blue Lithium Grease **NEW!**

Designed for extreme lubrication conditions. Its unique Micro Technology system provides a controlled release of micro-encapsulated particles to deliver a protective barrier preventing metal-to-metal (boundary) contact.

Part No.	Description
BP012267T	14-oz. Cartridge
BP012267T-50	Case, (50) 14-oz. Cartridges



Magnaplex NLGL #2 **NEW!**

A multi-use lithium complex grease. Waterproof and offers high-temperature protection.

Part No.	Description
BP012727T	14-oz. Cartridge
BP012727T-50	Case, (50) 14-oz. Cartridges



Geartec 80W90 BPO14108LB **NEW!**

Designed for differentials, including limited-slip, GearTec conventional gear oil provides excellent anti-wear protection while preventing rust and corrosion. 35-pound plastic pail.



Reliant Premium Semi-Synthetic Diesel Engine Oil **NEW!**

Formulated to exceed basic diesel engine oil industry standards.

Part No.	Description
BP052004	15W40, 1-Gal.
BP052004-4	15W40, Case (4) 1-Gal.
BP052204	10W30, 1-Gal.
BP052204-4	10W30, Case (4) 1-Gal.



AutoTrans G3 Transmission Fluid **NEW!**

Automatic transmission fluid that meets Dexron® III H, Allison Type C-4, and Ford Mercon® requirements.

Part No.	Description
BP054506	1-Qt. Bottle
BP054506-12	Case (12) 1-Qt. Bottles



AutoTrans Super Plus **NEW!**

High-viscosity full-synthetic automatic transmission fluid designed for Allison, BMW, Honda, Ford, Mercedes Benz, Mitsubishi, Nissan, Toyota, Volkswagen, Voith, Volvo, and ZF applications.

Part No.	Description
BP054566	1-Qt. Bottle
BP054566-12	Case (12) 1-Qt. Bottles



AutoTrans Super LV **NEW!**

Low-viscosity full-synthetic automatic transmission fluid designed for Allison, BMW, Honda, Ford, Mercedes Benz, Mitsubishi, Nissan, Toyota, Volkswagen, Volvo, and ZF applications.

Part No.	Description
BP054586	1-Qt. Bottle
BP054586-12	Case (12) 1-Qt. Bottles





PennGrade Euro **NEW!**

Features the latest high-tech additive technology and premium quality synthetic base oils. API SL.

Part No.	Description
5W40	
BP061316	1-Qt. Bottle
BP061316-12	Case (12) 1-Qt. Bottles



PennGrade Euro Elite **NEW!**

Full-synthetic motor oil formulated for Domestic/Euro-pean emissions, OEM, and ACEA requirements. Suitable for use in popular European models including BMW, Mercedes-Benz, Volkswagen, and others. ACEA C3-08/ API SM.

Part No.	Description
5W30	
BP061356	1-Qt. Bottle
BP061356-12	Case (12) 1-Qt. Bottles
5W40	
BP061366	1-Qt. Bottle
BP061366-12	Case (12) 1-Qt. Bottles



PennGrade Select **NEW!**

A blend of high-performance synthetic base oils and balanced detergent systems, antioxidants, and dispersants to minimize harmful deposit and sludge. Protect against timing chain wear and low-speed pre-ignition.

Part No.	Description
5W30	
BP061516	1-Qt. Bottle
BP061516-12	Case (12) 1-Qt. Bottles
0W20	
BP061526	1-Qt. Bottle
BP061526-12	Case (12) 1-Qt. Bottles



PennGrade Syn Blend **NEW!**

Premium base oils are combined with the latest high-performance additive technology to protect against premature valvetrain wear and extend the life of catalytic emissions components. Designed for new and late model gasoline-powered applications.

Part No.	Description
5W20	
BP062716	1-Qt. Bottle
BP062716-12	Case (12) 1-Qt. Bottles
5W30	
BP062726	1-Qt. Bottle
BP062726-12	Case (12) 1-Qt. Bottles
10W30	
BP062736	1-Qt. Bottle
BP062736-12	Case (12) 1-Qt. Bottles



Brad Penn Motor Oil **NEW!**

The choice of many professional engine builders, this break-in oil provides critical wear control for engines while allowing the engine components to seat, resulting in maximum engine performance and life. Suitable for gasoline and diesel engines.

Part No.	Description
30W	
BP070306	1-Qt. Bottle
BP070306-12	Case (12) 1-Qt. Bottles



PennGrade Full Synthetic **NEW!**

The latest high-tech additive technology and premium quality synthetic base oils are formulated for today's late model applications. ILSAC GF-6.

Part No.	Description
0W20	
BP062816	1-Qt. Bottle
BP062816-12	Case (12) 1-Qt. Bottles
5W20	
BP062826	1-Qt. Bottle
BP062826-12	Case (12) 1-Qt. Bottles
5W30	
BP062836	1-Qt. Bottle
BP062836-12	Case (12) 1-Qt. Bottles



Patented Tools For The Perfect Brake Job

MaxProHD Reverse Brake Bleeder PHS2002HD-B

New and improved, the MaxProHD Reverse Brake Bleeder allows performing one-person brake service. System functions by removing trapped air in the brake system by pushing it up and out the master cylinder for a firm pedal. Die-cast steel and aluminum-bodied unit features an improved check valve system and spring tension adjustment, while optimized hydraulic ratios provide smooth operation with minimal hand force. Sold complete with required tubing, adapters, and users manual.



V12 Reverse Brake Bleeder

PHS2003-B

The V12 reverse brake bleeding system is designed for light-duty professional use. Reverse brake bleeder is manufactured from Zytel nylon that resembles the strength of steel. Rebuild-able unit offers a virtual lifetime of use. Sold complete with required tubing, adapters, and users manual.



V5 DIY Reverse Brake Bleeder

PHS2104-B

Economical, yet powerful reverse brake bleeding system is designed for the do-it-yourselfer. System handles all bleeding operations in a small package. Sold complete with required tubing, adapters, and users manual.



Aerosol Engine Enamels

Engine enamels dry quickly to a tough, durable finish that resists blistering and peeling. Choose from a variety of colors.



Part No.	Color
PIOT-10-A	Chevy Orange
PIOT-17-A	Ford Dark Blue
PIOT-26-A	Universal Black
PIOT-27-A	Aluminum
PIOT-52-A	Red Oxide Primer
PIOT-54-A	Flat Black
PIOT-58-A	Cast Iron Gray

Part No.	Color
PIOT-59-A	Clear
PIOT-60-A	Universal Gray
PIOT-61-A	Low-Gloss Black
PIOT-62-A	High-Heat Aluminum
PIOT-63-A	High-Heat Cast Iron Gray
PIOT-64-A	Black Primer
PIOT-65-A	Stainless Steel

Ground
Shipment
Only

Freeze Plug Kits

Skin-pack cards contain all freeze and pipe plugs necessary for a short block. Available in traditional steel or brass.



Application	Steel Part No.	Brass Part No.	Non-Carded Steel
SB Chevy 262-350	PIOPE100	PIOPE100B	PIOPE100R
SB Chevy 400	PIOPE101	PIOPE101B	—
SB Ford 289-351W	PIOPE108	PIOPE108B	—

Small Block Chevy SFI-Approved Race Balancer PI0872021

6.25" diameter balancer is designed for internally-balanced small block Chevy engines. Tested and proven to 12,500 RPM, balancer meets stringent SFI 18.1 specifications. Race-series balancer includes a CNC-machined AUSI 1045 steel center and steel inertia ring that uses bonded rubber to prevent any possibility of spinning. Balancer weighs just 6 lbs. and features computer-etched timing marks for precise timing adjustments.



Cylinder Head Dowel Pin Kits

Each kit includes four dowel pins.

Part No.	Description
PIOS-1110	SB Chevy 265-400
PIOS-1112	SB Ford 221-351W



Trailer Door Cabinets

Cabinets are heli-arc welded from .090" aluminum for lasting strength and durability. Each cabinet includes a fold-down table for added work space, paper towel holder, and enough shelving to hold aerosol cans, oil containers, cleaners, etc.



Part No.	Description
PIT320	Door Cabinet, 30"H x 25"W x 5.5"D
PIT321	Jr. Door Cabinet, 19.5"H x 12"W x 4.5"D
PIT323	Medium Door Cabinet, 32"H x 19.5"W x 6.75"D

25th Anniversary Edition Trailer Door Cabinet PIT320A

Similar to Pit Pal's original trailer door cabinet with wider and deeper shelves to store up to 20 qts. of oil. Aluminum cabinet is 27"W x 32"H x 6-3/4"D with two paper towel holders and a top shelf that holds up to nine aerosol cans.



Oil Storage Cabinet PIT310

Store up to eight aerosol cans on the top shelf and as many as 29 quarts of oil or filters on the lower shelves. Dimensions: 24-1/2"H x 36"W x 5-1/2"D.



Junior Oil Cabinet PIT313

Smaller, heavy-duty .090" aluminum cabinet unit neatly stores 12 quarts of oil and is a great way to help organize the home, garage, or shop. Dimensions: 16"H x 16"W x 5-1/2"D.



24-Qt. Oil Cabinet PIT329

Similar to the Junior Oil Cabinet, but larger. Two-shelf cabinet is 30"W x 16"H x 6"D and holds quarts of oil or pump spray bottles.



Oil Storage Shelf PIT312

Keep oil handy and neatly stored. Lightweight aluminum shelf measures 60"W x 5-1/2"D, and holds up to 24 quarts of oil.





All-Purpose Bottle Shelves

Store miscellaneous spray bottles for easy access.

Part No.	Description
PIT110	4-Container, 10"W x 5"D
PIT111	6-Container, 14-1/2"W x 5"D

Aerosol Spray Can Shelves

Strong, .090" aluminum shelves fit anywhere for convenience. Choose from horizontal or vertical storage shelves.

Part No.	Description
PIT100	8-Can Horizontal Rack, 21-1/2"W x 2-3/4"D
PIT101	12-Can Horizontal Rack, 32-1/2"W x 2-3/4"D
PITV98	6-Can Vertical Rack, 32"H x 4"W x 5-1/4"D
PITV99	12-Can Side-by-Side Rack, 32"H x 7.75"W x 5-1/4"D

Fire Extinguisher Holders

Custom-fit cabinets store 2 or 10 lb. fire extinguishers, providing ready access. Mounts to wall of trailer, garage, etc.

Part No.	Description
PIT353	10-lb., 11"H x 9"W x 6"D
PIT452	2-lb., 11"H x 3-7/8"W x 3-7/8"D

Trailer Fuel Jug Racks

Heli-arc welded .090" aluminum racks mount easily on trailer floor or wall. Racks will hold round or square fuel jugs safely and securely inside trailer.

Part No.	Description
PIT181	2-Jug Rack, 23"L x 12"D x 13"H
PIT182	3-Jug Rack, 34-1/2"L x 12"D x 13"H
PIT183	4-Jug Rack, 46"L x 12"D x 13"H

Helmet Shelves

Store helmet, neck brace, gloves, ear protectors, and related items, and hang up to eight uniforms beneath shelf. Shelves are fabricated from .090" aluminum for maximum strength.

Part No.	Description
PIT330	1-Bay Helmet Shelf, 14-1/2"L x 12"H x 15"D
PIT331	2-Bay Helmet Shelf, 28-1/2"L x 12"H x 15"D

Hanging Brackets

Hanging brackets store all hoses and electrical cords neatly. Gives shop or trailer a professional look.

Part No.	Description
PIT220	Electrical Cord Bracket
PIT221	Air Hose Bracket

Deluxe Air Bracket PIT223

Great for storing air hose, chuck, air gauge, small tools, etc.

Tie-Down Hangers

Store ratchet tie-downs neatly on trailer wall and create more floor space at the same time. Small bracket stores two ratchet tie downs, large bracket can store several. Fabricated from .090" aluminum for durability.

Part No.	Description
PIT217	Single Small Bracket, 8"L x 3-1/4"D
PIT218	Single Large Bracket, 18"L x 3-1/4"D
PIT222	Two Small Brackets, 8"L x 3-1/4"D

Paper Towel Holder PIT226

Enjoy easy access to paper towels.

Universal Hanger PIT170

Keep helmet, driving jacket, and gear handy. Hanger is 3-1/2"W x 4"H x 2-1/2"D.

Nitrogen Bottle Storage Brackets

Brackets firmly fasten to studs in trailer walls to keep nitrogen bottles safe and secure. Holes are drilled on 16" centers to line up with the studs. Sold per pair, brackets are offered for 7" or 9" dia. nitrogen bottles.

Part No.	Description
PIT257	9" Dia.
PIT357	7" Dia.

Gauge Pouch PIT228

Secures tire gauges up to 4-1/8" dia.

D Cell Flashlight Holder PIT216

Handy, .090" thick aluminum holder secures any "D" cell flashlight to tool boxes, trailer walls, etc.

Push Broom Holder PIT651

Large-size holder secures push brooms, keeping trailer organized and broom off of floor.



Jack in a Pouch PIT194

Wall-mounted pouch keeps pit jack contained during transport and frees up floor space. TIG-welded aluminum, .090" thick pouch is 17-1/2"W x 24-1/4"H x 5-1/16"D.



Floor Jack Mounts PIT190

Mounts keep jack secure for the long haul. Drop jack in between angles and position front wheels in semi-circular front shells. The jack will remain in place during sudden stops, starts, and tight corners.



Shock Racks

Store spare shock absorbers neatly. Several versions available.



Part No.	Description
Two-Piece Shock Racks	
PIT136	Holds (8) Shocks w/Coil-Over Springs, 33"W x 4-5/8"H x 3"D
PIT1037*	Holds (12) Shocks, 33"W x 4-1/2"H x 2-3/4"D
Small 5.5" Genesis Shock Rack	
PIT1040	Holds (8) Shocks, 25"W x 3"H x 3-3/4"D, Fits Bulb Shocks
Big 9" Genesis Shock Rack	
PIT1041	Holds (8) Shocks, 25"W x 7"H x 3-3/4"D, Fits Bulb Shocks

* Will not hold shocks with coil-over springs.

Torsion Bar Rack PIT134

The only way to store torsion bars while hauler is in transit. Drilled on 16" centers to line up with trailer wall studs, unique rack can hold up to 12 bars.



Adjustable Tire Rack PIT295



Unique heavy-duty steel rack mounts on 16" centers and adjusts from 18" to 26" for different tire diameters. Quickly unfolds from the wall and adjusts to full length. Removable lock pins allow easy storage.

Kart Tire Rack PIT389

Three-tier tire rack secures 11" diameter Kart or Quarter Midget tires during transport. Tire rack is constructed using .125" thick aluminum side plates and zinc-plated rigid steel tubing that is powder coated for added corrosion resistance. Rack is 13" deep and features a telescoping, 32" to 48" length.



Gear Storage Racks

Heavy-duty aluminum racks are designed to store and organize quick-change gear sets. Three versions available.

Part No.	Description
PIT139	Double Gear Storage Rack, Holds (24) Sets, 17-1/2"W x 22"H x 4-1/4"D
PIT143	Horizontal Gear Storage Rack, Holds (12) Sets, 20-1/2"W x 22"H x 7"D
PIT144	Vertical Gear Storage Rack, Holds (12) Sets, 24"W x 9-3/4"H x 7"D



PIT139

Dual Extension Ramps


Helpful when loading or unloading low-slung race cars. Ramps are 14" wide, and fabricated from .125" thick aluminum with TIG-welded reinforcing ribs, heavy hinges, and rivets. Flip up for easy transportation. Sold in pairs.



Part No.	Description
PIT699	14"W x 36"L x 4"H Extension Ramps
PIT702	14"W x 72"L x 4"H Extension Ramps

E-Track PITETH-1

An ideal horizontal attachment point on floors, walls or ceilings. Zinc-plated steel E-Track is 5' long.




Track Strap PIT74118

Track strap is 2" wide x 6" long, with a 1,000-lb. rating. Typically used with Pit Pal's E-Track or A-Track to adapt as a tie-down hanger or to secure other cargo.



Pro Stand Engine Cradle PIT162

Heavy-duty tubular steel engine cradle provides a professional method of securing engines during transport. Designed to accept a small or big block Chevy engine with motor plate and all accessories, cradle includes dual-wheel casters and spring-loaded 1/2" locking pins to secure stand and prevent movement during transport. May be collapsed for easy storage.






Wheel Chocks PIT277

Rigid, box-welded aluminum wheel chocks keep front or rear tires secure during travel, while helping position car in trailer. Built-in handles aid carrying.




Trailer Step PIT490



Rugged, 42" wide trailer step, designed for 48" wide doors, may be flipped up and out of the way, or removed using included hinge pins. Step is fabricated from heavy-wall 2" x 2" aluminum tubing and wrapped with 1/8" bright tread plate.

Engine Sling PIT201

Perform quick engine changes. Simply hook the engine sling to engine puller and attach the four straps to header studs or exhaust bolt holes. Corrosion-resistant, plated 28" wide engine sling includes (4) royal blue 22" long polyester straps.



Small Aluminum Work Table

Among the most durable aluminum tables currently available, unit weighs just 36 lbs., yet has a 1,000-lb. capacity. Manufactured from .125" aluminum, table includes tubular steel locking legs that fold flat for storage. Table is 42"W x 25"D x 31"H when open. Optional 32"L x 21"W lower storage shelf further increases table space.



Part No.	Description
PIT156	Small Aluminum Work Table
PIT393	Optional Lower Storage Shelf for PIT156

Cell Phone Holder PIT555

Compact holder secures cell phone to wall of trailer, garage, etc. Holder is 4.25"W x 3/4"D x 6-3/4"H.



Tire Grinder Holder PIT407

Conveniently stores tire grinder, keeping it vertical and resting on the axle thus preventing dust from collecting on the face. Holder is 20-1/2"W x 22"H x 7"D.



Intercomp Air Pressure Gauge Holder PIT622

Designed to secure Intercomp air pressure gauge conveniently to garage or trailer wall. Holder is 3-5/8"W x 4"H x 2-1/4"D.



Standard Broom Holder PIT650

Keep broom stored securely and conveniently in garage or trailer. Mounting bracket is 4-1/2"W x 5-3/4"H x 2-1/4"D.



Portable Aluminum Step PIT496

Lightweight and portable, 30"W x 16"D (base) x 12"L x 30-3/4"W (top) x 10"H aluminum step may be used to aid entry into trailers. Also helpful when washing or detailing trailers, tow vehicles, or race cars on jack stands.





Pro Head CC Kits

Kits include everything needed to CC combustion chambers and intake and exhaust runners. Glass burets are compatible with alcohol, parts washer solvent, or any other suitable fluid and are marked off in .2cc increments for easy reading.

Part No.	Description
POW351140	125cc x .2cc
POW351150	100cc x .2cc



Pro Connecting Rod Vise POW351180

Anodized aluminum connecting rod vise secures aluminum or steel rods when work is being performed. Adjustable quick-release latch allows quickly securing or releasing rods from fixture. Built-in guide pins allow mounting in a bench vise, if desired.



Connecting Rod Guide

Part No.	Description
POW101295	Rod Bolt Guide Tool, Rubber, Capscrew Adapters Included



Cartridge Roll Assortment

Powerhouse offers a wide variety of straight cartridge rolls. Ideal for cylinder head or intake manifold porting, cartridge rolls are 3/8" diameter x 1-1/2" long and fit 1/4" mandrels.



Part No.	Description
POW351476	40-Grit Cartridge Rolls, 50-Pack
POW351480	60-Grit Cartridge Rolls, 50-Pack
POW351485	80-Grit Cartridge Rolls, 50-Pack
POW351490	100-Grit Cartridge Rolls, 50-Pack
POW351495	120-Grit Cartridge Rolls, 50-Pack
POW351504	4" Long x 1/4" Porting Mandrel
POW351506	6" Long x 1/4" Porting Mandrel
POW351508	8" Long x 1/4" Porting Mandrel

Cross Buffs

Well-suited for polishing cylinder heads, manifolds, etc. Offered in medium or fine-grade, cross buffs are sold in packs of ten. Recommended for use with POW351920 mandrel.



Part No.	Description
Cross Buffs	
POW351902	3/4" Medium, 10-Pack
POW351903	3/4" Fine, 10-Pack
POW351910	1-1/2" Medium, 10-Pack
Cross Buff Mandrel	
POW351920	Includes Inserts for 3/4", 1", and 1-1/2" Cross Buffs

Solid Carbide Burrs

Suitable for a variety of machining functions, solid carbide burrs are offered in 3/8" or 1/2" diameter oval designs and include a 6" long double-cut, 1/4" diameter shank. Double-cut burrs are general purpose, for use with iron or aluminum.



Part No.	Description
POW353606	3/8" Oval with 6" Double-Cut Shank
POW355606	1/2" Oval with 6" Double-Cut Shank


Dial Bore Gauge POW205025

Precision 2" to 6" dial bore gauge may be used to determine size, straightness, and taper of main, rod, and cylinder bores. Economically-priced tool measures bores from 2" to 6" in increments as small as .0005". Sold complete in a fitted case with a full set of anvils and necessary extensions.



Outside Micrometer Set POW152006

High-quality outside micrometer set allows precise measuring of crankshafts, piston skirts, piston pins, valves, etc. Affordable for the beginning racer or engine builder, six-piece set includes 0-1", 1"-2", 2"-3", 3"-4", 4"-5", and 5"-6" micrometers that measure to .0001". Sold complete with fitted wooden case.



Pro Spark Plug Viewer POW301080

View and read spark plugs easily. Lighted viewer features 10X power magnification for easy spark plug inspection. Powered by two "C" batteries (not included).



5/8" Spark Plug Socket POW301150

High-quality, fully CNC-machined stainless steel socket is designed to access virtually any cylinder head/exhaust header combination.





Ground Shipment Only
On All Pro-Blend Products

Hot Lap 101 PRB4000

Especially formulated to soften tires and create bite. Hot Lap 101 works on asphalt and dirt tires, and can help natural and synthetic rubber tires resist blistering, run 10-15°F cooler, yet still stick to the track surface. Detectable. One-gallon can.



Tire Cleaner PRB7050 RACING TIRE CLEANER

Removes the glaze on slicker tires and opens the pores to ready tire for Hot Lap treatment. 30-oz. can.



Hot Lap Victory Lane PRB5000 SUPER QUICK UP TO 50 LAPS

Similar to Hot Lap II but lasts longer and is detectable. Use on asphalt or dirt. One-gallon can.




40 Below PRB4032 STOPS OVERHEATING

Reduces water temperature up to 40°F. Keeps temperature under control while drafting, racing, sitting in the pits, in traffic, cruising, towing, climbing, or running with restricted air flow. 32-oz. jug.



Hot Lap II PRB6000TS SUPER QUICK FOR 25 LAPS

Works on asphalt or dirt. Tires run 18-22°F cooler and last up to 50% longer. Hot Lap II is designed for races with 25 laps or less. Extends tire life and is undetectable. One-gallon can.



Alcohol Fuel Lube PRB8400 LUBRICATES ENTIRE FUEL SYSTEM

Blends with alcohol or nitromethane to lubricate the entire fuel system. Add 16-oz. to 50 gallons. 16-oz. jug.



Hot Lap 3 PRB3030HL

Reduce lap times by as much as .5 second by putting one ounce per inch of tread width of Hot Lap 3 inside the tire. Cold roll for the times specified for a particular type of track surface and let stand for 48 hours before a race. Product is "Sniffer-Proof" and will definitely cause a drop in the durometer reading. 32-oz. can.



Engine Racing Concentrate PRB1600

A MUST FOR ALL PERFORMANCE ENGINES
Cools oil up to 52°F and eliminates oil starvation, bearing failure, piston scuffing, galling, bluing, metal transfer, valve train drag, and foaming. Also helps control condensation in gasoline or alcohol engines. 16-oz. jug.



Hot Lap Pro Bite PRB8000Q

Intended for use at the track, Hot Lap Pro Bite dramatically increases tire grip. During the week, treat the tires with Hop Lap II; after arriving at the track, wipe the tires with 2-3 coats of Pro Bite. Proceed to make practice laps and determine if more product is needed to get the desired grip. Works best on dry, slick tracks. Sold in 32-oz. can.



Pro-Tuff Gear Lube PRB8398 ELIMINATES RING AND PINION FAILURE

Reduces gear lube temperature up to 60°F. Triples gear life in transmissions, rear ends, and transaxles, and stops bluing and galling. Absorbs shock and loading. 16-oz. jug.



Quik Lap PRB7032LMT LAST MINUTE TREATMENT

Apply to tires the day of the race. Reduces lap time 1-3 tenths and maintains durometer for the first 25 laps. Use on asphalt or dirt. Undetectable. 30-oz. can.





Wet Sump Oil Pans

Pro/Cam's unique small block Chevy pans increase horsepower and decrease oil temperature by keeping oil away from the crank. Pans have adjustable crank scrapers to customize each pan to a particular crankshaft/rod combination. Maintain oil pressure all the way around the track! Set-up instructions and templates for clearance are included. Available in 6-1/2" and 7" depths. All Pro/Cam Pans must be used with a Pro/Cam Pump/Pickup combination. System part numbers include oil pan, customized high volume oil pump, and custom pickup (assembled).



Description	System Part No.	Pan Part No.	Pump/Pickup Part No.
6-1/2" Narrow Wet Sump Pan	PRC9137-6N	PRC9137-6GN	PRC9137-6BN
7" Narrow Wet Sump Pan	PRC9137-7N	—	PRC9137-7BN

Aluminum Wet Sump Oil Pans

Small block Chevy pans with billet end caps and rails, and built-in oil collection screens are specifically designed for circle track racing. Offered in two depths, pans include high-volume oil pump and pickup.



Part No.	Description
PRC9138-6-SBC	6-1/2" Wet Sump Pan
PRC9138-7-SBC	7" Wet Sump Pan

Economy Dry Sump Oil Pan

PRC9132

Small block Chevy economy pan has many features common to more costly units. Steel pan is 5-1/2" deep and has a large directional screen for increased oil collection. Crank scraper removes excess oil off the rotating assembly for increased horsepower. Pan includes three fittings on the right side.



Small Block Chevy Timing Cover

PRC9501

100% American-made, Pro/Cam's small block Chevy timing cover has stiffening ribs to accommodate a roller cam and is E-coated for a durable, attractive finish.



Roller Tip Fuel Pump Pushrod

PRC9130

Pushrod is an exact replacement for the original small block Chevy fuel pump pushrod. High-quality tool-steel roller with needle bearings reduces friction and wear for longer cam life and lower oil temperature. Pushrod protects expensive roller camshaft and permits a heavier fuel pump spring rate to eliminate fuel starvation without the risk of damaging cam.



Wireless Vehicle Scale System

PFM67644

No cables to connect or trip over. Completely wireless system offers individual wheel weights, percentages, and total vehicle weight with accuracy to 1/10 of 1%. System is powered by (4) AA batteries and includes a large, easy-to-read LCD display with extra-large characters. Sold complete with (4) lightweight, die-cast aluminum 15" x 15", 1,750-lb. capacity scale pads with stud mounted, self-stabilizing feet, batteries, and durable carrying case with wheels.



Locking Header Bolts

Special grade 8 bolts put an end to loose header bolts without the hassle associated with locking pins or clips. Header bolts and washers feature super-hardened, externally serrated teeth that literally bite into both the bottom of the bolt head and the header flange, preventing the possibility of loosening. Bolts may be loosened with a wrench, lubricated, and reused. **Note: 3/4" long bolts are most often used for cast iron heads, 1" long are recommended for aluminum heads.**



Part No.	Description
Header Bolts	
PFM66751	3/8" x 3/4" Long, 12 Pieces
PFM66752	3/8" x 3/4" Long, 16 Pieces
Universal Application	
PFM66756	Black Oxide 1" Long x 3/8" Thread. 16 Pieces



Stud Boss Cutter Tool PFM67568

This cutting tool makes quick work of factory head bosses. Includes guide tip that fits into stud hole.



Vehicle Scale System PFM67650

Economical scale system provides individual wheel weights, percentages, and total vehicle weight with accuracy to 1/10 of 1%. Unit includes backlit display with oversized characters for exceptional readability, is powered by (4) AA batteries, and has a total system capacity of 5,000 lbs. System is complete with (4) 14-1/2" x 9-1/2" x 2-1/2" 1,250-lb. capacity scale pads, 20' cables, batteries, and durable carrying case.



Digital Gas Can Scale PFM67646

This battery-powered digital scale with 400-lb. capacity features a hand-held LCD monitor to display fuel can weights with 0.1-lb. accuracy. Kit includes hard-shell carrying case.



Piston Ring Friction Gauge PFM67657

This digital electric friction gauge will work in bore sizes 2.377"-6.250". Carrying case included.



Dual Gauge Leakdown Tester PFM66839

Tester may be used to check piston ring, valve, and head gasket seal. Includes flex hose and spark plug adapters.



Valve Lash Wrench Set

T-handle Allen wrench and adjuster wrench. Simplify valve lash adjustment, and cut adjustment time in half.



Part No.	Description
PFM66778	1/2" Adjuster, 3/16" and 1/8" T-Handle Allen Wrenches
PFM66779	7/16" Adjuster, 1/8" T-Handle Allen Wrench
PFM66780	9/16" Adjuster, 3/16" and 7/32" T-Handle Allen Wrenches
PFM66781	5/8" Adjuster, 3/16" and 7/32" T-Handle Allen Wrenches


Socket Assist PFM67575

Speeds up work with low-clearance bolts, such as spark plugs, header or intake manifold bolts. Patented tool is used with a 12-point box wrench or socket. Three-piece set includes 1/4" x 1/4", 1/4" x 3/8", and 3/8" x 3/8".




"No-Mess" Funnel PFM68068

Patented, ball-n-hook design shuts off flow and retains excess fluid to prevent spillage or overfilling.



Crankshaft Turning Sockets

For use with a 1/2" ratchet or breaker bar, provides an easy way to rotate the crankshaft during engine assembly.



Part No.	Description
SB Chevy, V6, I-6, GM 4-Cylinder	
PFM66901	1.255" I.D., 3/16" Keyway
PFM67491	3/16" Keyway, Attaches to Degree Wheel

Universal Camshaft Degreasing Kit PFM66787

All-in-one kit includes the tools required to properly degree a camshaft with the cylinder heads installed. May also be used to check lobe lift, valve lift, etc. Kit includes 9" degree wheel, pointer, dial indicator and stand, two valve checking springs, 14mm TDC locator, and instructions. Select tools are also offered separately.



Part No.	Description
PFM66791	9" Camshaft Degree Wheel
PFM66792	TDC Locator
PFM66797	Magnetic Deck Bridge
PFM66830	Camshaft Checking Fixture

Harmonic Balancer Installation Tool PFM66522

Fits numerous Buick, Ford, Oldsmobile, and Pontiac engines.



Four-Piece Aluminum AN Wrench Set PFM66988

Billet aluminum wrenches allow tightening or loosening aluminum AN fittings without damage. Color-coded, -6, -8, -10, and -12 wrenches are sold complete with nylon zipper-pouch storage bag.



Engine Rotator PFM66782

Bolts directly to harmonic balancer for easy crankshaft rotation during engine assembly. Fits Chevy or Ford V8.





Harmonic Balancer Installation Tool PFM66515

Makes balancer installation simple and effective. Works with most domestic V-8's.



Valve Spring Height Micrometer PFM66902

Measure valve spring height accurately on an assembled engine. Install the micrometer in place of valve spring and rotate the tool until the valve, retainer, and locks are tight. Tool has a range of 1.600" to 2.100" and works with most V8s.



Digital Valve Spring Tester PFM66776

Digital bench top valve spring tester is the most accurate method to check spring pressure. Manufactured from precision-machined billet aluminum, unit includes a backlit digital display that reads up to 1,000 pounds of pressure in 1 pound increments. Able to test springs up to 1.500" diameter and up to 4" tall, also includes peak hold and automatic shut-off features.



Professional Heavy-Duty Valve Spring Compressor PFM66764

Designed for use when cylinder heads are off the engine block. This manual clamp-style compressor with dual pin 12" adjustable arm also features reinforced compression-hold handle, boxed steel reinforced gussets, and aluminum spring cup inserts.



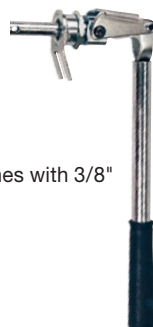
Pneumatic Valve Spring Compressor PFM66849

Ease cylinder head disassembly with pneumatic valve spring compressor. Air-operated tool builds up to 350 lbs. of force with 125 PSI of air pressure and will operate on a minimum 100 PSI. Tool includes slides for adjustment and a locking pin provides easy, rapid installation. Compatible with most popular cylinder heads.



Stud Mount Valve Spring Compressor PFM66784

Quickly remove valve springs from assembled engines with 3/8" or 7/16" rocker studs.



Adjustable Ring Compressor

Tapered compressor eases piston installation and is compatible with a range of bore sizes. More economical than single bore size compressors.



PFM66766



PFM66767




PFM66768

Part No.	Description
PFM66766	4.000"-4.090" Bore
PFM66767	4.125"-4.205" Bore
PFM66768	4.205"-4.310" Bore

Universal Oil Filter Cutter PFM66490

Spot engine problems quickly. Precision tool locks down the oil filter, allowing it to be rotated and cut open for inspection.



Manual Piston Ring File

File piston rings quickly and precisely.

Part No.	Description
PFM66785	Manual Piston Ring File
PFM66786	Replacement Carbide Wheel



Electric Piston Ring File PFM66765

Powerful, rechargeable 12-volt battery-powered tool accurately sets and files ring end gaps. Includes two 120-grit grinding wheels and recharger.



Electric Piston Ring Filer PFM66758

Easy-to-use bench- or vise-mounted 110-volt power tool makes quick yet precise work of ring filing. Simply square ring up by pressing against the unit's dowel pins for clean, precise grinding. Includes 120-grit grinding wheel.





Rod Bolt Stretch Gauge PFM66788

Tighten rod bolts properly and with precision. Position tool on the bolt to measure bolt stretch during tightening. Works with bolts up to 2-3/4" long.



Oil Pump Primer PFM66896

Prime any Chevy V8/V6 through the distributor hole with a 3/8" drill.



Mini Valve Spring Tester PFM66837

Hex-design body can be used in a vise or an arbor press. Backlit digital gauge has 2-pound increments with peak hold. Gauge swivels 90 degrees. 0-1,000 x 20 pound.



Digital Tire Pressure Gauges

Backlit digital display gauge reads in PSI, KPA, Bars, and kg/cm².



Part No.	Description
PFM67395	0-60 PSI




Billet Steel Main Bearing Caps

Billet main caps offer increased bottom end strength. Many of the billet caps listed are for converting a two-bolt main block to a more durable four-bolt main.

Part No.	Description
Small Block Chevy 265-350	
PGESB350CFA	350 Flat Bottom Angle Caps for Blocks with 2-or 4-Bolt Register
PGESB350CFS4	350 Center Caps, OEM Replacement, 4-Bolt Caps/4-Bolt Blocks
PGESB350CSA2	350 Splayed Center Caps, 4-Bolt Caps/2-Bolt Blocks
PGESB350CSA4	350 Step Bottom Angle Caps for Small Journal 283-327 with Stock Register
PGESP350C15S	350 Splayed Center Caps, 4-Bolt Caps/2-Bolt Blocks
PGESB350F	327-350 (Large Journal) Front Main Bearing Cap, 2-Bolt
PGESB350RSWS	350 Rear Main Cap Support Strap, Wet Sump App.
PGESB350RWSL	350 Late Rear Main Bearing Cap, 1-Pc. Rear Main Seal, Wet Sump App.
PGESBFS	283-350 Front Main Cap Support Strap
Small Block Chevy 400	
PGESB400CFA	400 Flat Bottom Angled Caps, 4-Bolt Caps/2-Bolt Blocks
PGESB400CSA	400 Splayed Center Caps, 4-Bolt Caps/2-Bolt Blocks
PGESP400CSR	400 Sportsman Center Main Caps, 4-Bolt Blocks
PGESB400F	400 Front Main Bearing Cap, 2-Bolt
PGESB400RSWS	400 Rear Main Cap Support Strap, Wet Sump App.
PGESBFS	400 Front Main Cap Support Strap



PGESB350CFS4



PGESB350F



Chris Klemko

Stan Kalwasinski



Shane Cottle

Mike Reusche



“A” Series Aluminum Smooth-Body Shocks

Twin-tube, “A” Series smooth-body shocks, suited for use on late models, open wheels and modifieds, offer superior driver feel and ultimate traction. Fully rebuildable and revalvable, each shock is serial-numbered, dyno-tested and sold complete with dyno sheet. Shocks include bearing ends. Simply purchase [PROC300](#) to convert these shocks to coil-over units.

Aluminum Smooth Body Shocks

Part No.	Stroke	Collapsed Length	Extended Length	Damping Comp./Rebound
PROA646B	6"	11.50"	17.50"	4/6
PROA650B	6"	11.50"	17.50"	5/5
PROA740B	7"	12.50"	19.50"	4/4
PROA745B	7"	12.50"	19.50"	4/4
PROA746B	7"	12.50"	19.50"	4/6
PROA750B	7"	12.50"	19.50"	5/5
PROA751B	7"	12.50"	19.50"	5/1
PROA752B	7"	12.50"	19.50"	5/2
PROA754B	7"	12.50"	19.50"	5/4
PROA762B	7"	12.50"	19.50"	6/2
PROA763B	7"	12.50"	19.50"	6/3
PROA838B	8"	13.50"	21.50"	3/8
PROA847B	8"	13.50"	21.50"	4/7
PROA848B	8"	13.50"	21.50"	4/8
PROA849B	8"	13.50"	21.50"	4/9
PROA9310B	9"	14.50"	23.50"	3/10
PROA939B	9"	14.50"	23.50"	3/9
PROA940B	9"	14.50"	23.50"	4/4
PROA945B	9"	14.50"	23.50"	4/5
PROA946B	9"	14.50"	23.50"	4/6
PROA947B	9"	14.50"	23.50"	4/7
PROA948B	9"	14.50"	23.50"	4/8
PROA950B	9"	14.50"	23.50"	5/5
PROA956B	9"	14.50"	23.50"	5/6
PROA960B	9"	14.50"	23.50"	6/6



“AC” Series Aluminum Threaded-Body Shocks

The “AC” Series shock is made from a high-tech aluminum impact extrusion and machined to the highest of standards. Available in strokes from 5" to 9", threaded-body shock eliminates the threaded tube from the coil-over kit. Shocks include bearing ends. Simply purchase [PROC320](#) to convert these shocks to coil-over units.

Coil-Over Kits For ACF Series

Part No.	Description
PROC352	Coil-Over Kit, 2-1/2", Flat Spring Seat
PROC353	Coil-Over Kit, 2-1/2", Tapered Spring Seat



“AC” Series Aluminum Threaded Body Shocks

Part No.	Stroke	Collapsed Length	Extended Length	Damping Comp./Rebound
PROAC550B	5"	10.50"	15.50"	5/5
PROAC557B	5"	10.50"	15.50"	5/7
PROAC730B	7"	12.50"	19.50"	3/3
PROAC740B	7"	12.50"	19.50"	4/4
PROAC746B	7"	12.50"	19.50"	4/6
PROAC750B	7"	12.50"	19.50"	5/5
PROAC754B	7"	12.50"	19.50"	5/4
PROAC760B	7"	12.50"	19.50"	6/6
PROAC770B	7"	12.50"	19.50"	7/7
PROAC940B	9"	14.50"	23.50"	4/4
PROAC946B	9"	14.50"	23.50"	4/6
PROAC950B	9"	14.50"	23.50"	5/5



Coil-Over Kit [PROC300](#)

Aluminum coil-over kit for regular size 2" body “A” series coil-over shocks.



Coil-Over Kit [PROC320](#)

Aluminum coil-over kit for 2" body “AC” shocks. Includes upper spring seat, threaded adjuster, and pin.



Paul Nienhiser



Matt Campbell



Mike Reusche



Paul Arch



WB Series Steel Shock Absorbers

Popular on Modifieds, Super stocks, or Street Stocks, fully redesigned black steel-bodied shock absorbers accept coil-over kits, if desired. Available in 7" and 9" strokes with several different valvings. Shocks include a bearing welded on both ends. May be run upside down.

Part No.	Stroke	Collapsed Length	Extended Length	Damping Comp./Rebound
PROWB735BK	7"	12.50"	19.50"	3/5
PROWB74BK	7"	12.50"	19.50"	4/4
PROWB746BK	7"	12.50"	19.50"	4/6
PROWB75BK	7"	12.50"	19.50"	5/5
PROWB753BK	7"	12.50"	19.50"	5/3
PROWB76BK	7"	12.50"	19.50"	6/6
PROWB763BK	7"	12.50"	19.50"	6/3
PROWB77BK	7"	12.50"	19.50"	7/7
PROWB791BK	7"	12.50"	19.50"	9/1
PROWB93BK	9"	14.50"	23.50"	3/3
PROWB935BK	9"	14.50"	23.50"	3/5
PROWB94BK	9"	14.50"	23.50"	4/4
PROWB946BK	9"	14.50"	23.50"	4/6
PROWB95BK	9"	14.50"	23.50"	5/5
PROWB953BK	9"	14.50"	23.50"	5/3
PROWB96BK	9"	14.50"	23.50"	6/6
PROWB97BK	9"	14.50"	23.50"	7/7



Steel Take-Apart Shock Absorbers

Gold iridite-plated shocks may be converted to coil-over units with kit [PROC300](#). Offered in 7" and 9" strokes with several different valvings. Take-apart shocks accept bearing ends, which must be purchased separately.

Part No.	Stroke	Collapsed Length	Extended Length	Damping Comp./Rebound
PROTA740	7"	12.50"	19.50"	4/4
PROTA746	7"	12.50"	19.50"	4/6
PROTA748	7"	12.50"	19.50"	4/8
PROTA750	7"	12.50"	19.50"	5/5
PROTA753	7"	12.50"	19.50"	5/3
PROTA760	7"	12.50"	19.50"	6/6
PROTA762	7"	12.50"	19.50"	6/2
PROTA763	7"	12.50"	19.50"	6/3
PROTA767	7"	12.50"	19.50"	6/7
PROTA935	9"	14.50"	23.50"	3/5
PROTA936	9"	14.50"	23.50"	3/6
PROTA940	9"	14.50"	23.50"	4/4
PROTA946	9"	14.50"	23.50"	4/6
PROTA950	9"	14.50"	23.50"	5/5
PROTA960	9"	14.50"	23.50"	6/6



Coil-Over Kits [PROC300WB](#)

Coil-over kits are designed for use with black body "WB" series shocks.



Shock Absorber Hardware

A wide variety of replacement hardware is offered for both aluminum or steel-body shock absorbers.

Part No.	Description
PROB200A	Aluminum Bearing End, 2" Body Coil-Over Shocks, 1/2" I.D. Hole
PROB212B	Standard Billet Rod End, ACF Shocks
PROB212-1B	1" Extended Billet Rod End, ACF Shocks
PROB275	Aluminum Bearing End, 1.63" Body Coil-Over Shocks, 1/2" I.D. Hole
PROC305	Coil-Over Snap Ring, 2" Body Shocks
PROC510	1" Shock Extension
PROC520	2" Shock Extension
PROWB200	Steel Bearing End, 2" Body Coil-Over Shocks, 1/2" I.D. Hole
PROZ902	Spanner Wrench, Allows Easy Coil-Over Adjustments



Street Series Forged Pistons

Manufactured by Wiseco, ProTru Street Series forged pistons are affordable with features typically found only in more expensive pistons. Pistons are forged from 4032 aluminum, include oversized symmetrical, radiused valve pockets, precision-finished piston pin bores, pin oiling, and Armor-Glide skirt coating. Sold in sets of eight complete with chromium alloy steel piston pins, Spirolox, and piston rings. **Note: SB Chevy compression ratios are based on 64cc combustion chamber volume.**

Part No.	Bore	Stroke	Rod Length	Comp. Ht.	Comp. Ratio
SB Chevy 350 Street Series 23° Hollow Dome					
WPTPTS502A3	4.030"	3.480"	5.700"	1.560"	12.0:1
WPTPTS502A4	4.040"	3.480"	5.700"	1.560"	12.2:1
SB Chevy 350 Street Series 23° Flat Top (2-Valve Pockets)					
WPTPTS503A3	4.030"	3.480"	5.700"	1.560"	9.8:1
WPTPTS505A3	4.030"	3.480"	6.000"	1.260"	9.8:1
WPTPTS505A6	4.060"	3.480"	6.000"	1.260"	10.0:1
WPTPTS506A4	4.040"	3.750"	6.000"	1.125"	10.5:1
WPTPTS506A6	4.060"	3.750"	6.000"	1.125"	10.5:1
SB Chevy 400 Street Series 23° Hollow Dome					
WPTPTS535AS	4.125"	3.750"	6.000"	1.125"	13.3:1
WPTPTS535A4	4.165"	3.750"	6.000"	1.125"	13.6:1





Pro Series Aluminum Roller Rocker Arms

Extruded 6061-T6 aluminum roller rockers can accommodate larger valve springs and retainers. Full-cage bearings reduce friction, and the Cr40 steel rollers and shafts offer maximum durability. Must be used with screw-in studs and guide plates. Sets of 16 include locking nuts.



Part No.	Application	Ratio	Stud
PQX0335009	SB Chevy 262-400, 1955-86	1.5	7/16"
PQX0335012	SB Chevy 262-400, 1955-86	1.6	7/16"

Pro Series Stainless Steel Roller Rocker Arms

Stud-mount, 15-5ph stainless steel rocker arms resist fatigue and deflection. Cr40 steel nose rollers and shafts are heat-treated and hardened for durability. Full-cage needle bearings and extra-large trunnions spread out the load and reduce wear. Sets of 16 include PRW Rocker-Locs.



Part No.	Application	Ratio	Stud
PQX0235009	SB Chevy 262-400, 1955-86	1.5	7/16"
PQX0235012	SB Chevy 262-400, 1955-86	1.6	7/16"

PQ Series Aluminum Shaft Rocker Arm Systems

Systems include 16 CNC-machined billet aluminum rocker arms with cup-style lash adjusters, two durable chrome moly rocker shafts, fasteners, shims, and hardware.



Part No.	Application	Ratio
PQX3335001	SB Chevy 262-400	1.5
PQX3335003	SB Chevy 262-400	1.6

Billet Aluminum Stud Girdles **NEW!**

Constructed from blue anodized billet 6062-T6 aluminum, PRW stud girdles offer increased valve-train stability. Stud girdles add rigidity to the valvetrain, reducing rocker stud flex, while helping to retain critical valve adjustments. Choose from spring-loaded or solid bar designs. Sold in pairs, complete with Rockerlocs.



Part No.	Description
SB Chevy 262-400, 1955-2000	
PQX1535000	Spring-Loaded, 3/8" Rockerlocs
PQX1535001	Spring-Loaded, 7/16" Rockerlocs
PQX1535002	Solid Bar, 3/8" Rockerlocs

Billet Steel Main Caps

These main caps are CNC machined from 1045 low-carbon steel for maximum durability. PRW main caps eliminate main cap walk and reduce main bearing distortion, while stabilizing the entire rotating assembly for increased engine durability.




Part No.	Description
SB Chevy 305-350, 1967-86	
PQX1735001	(3) 4-Bolt Replacement/ Flat Surface Mount Caps
PQX1735002	(3) 22° Splayed Caps
PQX1735003	(3) 2-Bolt to 4-Bolt Straight Caps
SB Chevy 400, 1970-80	
PQX1740002	(3) Splayed Caps

Billet Steel Main Girdle for SB Chevy 350

PQX0935000

Steel billet main girdle eliminates stress-induced block flex and main cap walk. Girdle includes high-quality steel studs, spacers, and nuts.



Tear-Off Post Kit

These tear-off posts manufactured from T6-6061 aluminum are rounded at the top for easier tear-off installation. Using a #10 diameter fastener for extra holding power, they are also 15% taller than the standard post, which enables them to accommodate more tear-offs. Designed to work with all helmets and tear-offs, they are also compatible with the E-Z Tear ramp system.



Part No.	Description
Aluminum Tear-Off Posts	
PULATP001S	Silver
PULATP001G	Gold
PULATP001R	Red
PULATP001GR	Green
PULATP001BL	Blue

EZ Tear Single Pull Tear-Off Ramps

PULEZTS102BLP

EZ Tear eases tear-off removal, guiding your hand to the top of the tear-off and allowing easy removal. Eliminates the problems associated with locating the end of the tear-off or accidentally pulling off multiple tear-offs at once. Universal design fits any helmet and accepts any brand of tear-off, attaching between the shield and tear-off post. Offered in a wide variety of colors, including mix-and-match combo packages.



Part No.	Description
Single Color Packages	
PULEZTS101BK	Black
PULEZTS101BL	Blue
PULEZTS101GR	Green
PULEZTS101PNK	Pink
PULEZTS101R	Red
PULEZTS101W	White
PULEZTS101YL	Yellow
Combo Packages	
PULEZTS102BKP	Black w/Silver Tear-Off Posts
PULEZTS102BLP	Blue w/Silver Tear-Off Posts
PULEZTS102GRP	Green w/Silver Tear-Off Posts
PULEZTS102RP	Red w/Silver Tear-Off Posts
PULEZTS102YLP	Yellow w/Silver Tear-Off Posts
PULEZTS102WP	White w/Silver Tear-Off Posts




PKP Racewear Sport Cut

This line of racing underwear features Kermeal®, an aramid fiber that is inherently fire-resistant. The black underwear is solution-dyed to prevent the color from fading. The quality sewing and construction prevents the apparel from stretching out as well as maintaining a comfortable feel. Exceeds SFI 3.3 standards.



Part No.



Description



Adult Sport Cut Underwear	
PXP18112	Underwear Top, Sport Cut, Black, Small
PXP18115	Underwear Top, Sport Cut, Black, X-Large
PXP18116	Underwear Top, Sport Cut, Black, XX-Large
Youth Underwear	
PXP113Y	Underwear Top, Black, Youth Medium
PXP123Y	Underwear Bottom, Black, Youth Medium
PXP1411Y	Head Sock Black, Youth, Single Eye
Socks	
PXP192	Small, Black
PXP193	Medium, Black
PXP194	Large, Black
PXP195	X-Large, Black

Racewear Head Socks

Description	Black	Grey
Single Eyeport 1-Layer	PXP1411	PXP2411
Single Eyeport 2-Layer	PXP1421	PXP2421
Dual Eyeport 2-Layer	PXP1422	PXP2422



Racer Bras

Women's bras have a deep "V" neck and racer back, yet are very supportive and comfortable. Offered in tan with white stitching so they don't show through. Meets SFI 3.3 specifications.



Size	Part No.
Medium	PXP453

Racewear Underwear

PKP Racewear combines the benefits of safety, comfort, and durability. Manufactured using meta-aramid technology of Kermeal FR fibers, Racewear is extremely fire-resistant and permanently non-flammable, which prevents it from washing out in the laundry. The color is solution-dyed for fade-resistance, while the material is also comfortable to wear and soft to the touch. Racewear underwear is offered in long or short sleeve tops and traditional bottoms in both black or graphite grey. All tops, bottoms, and head socks meet SFI 3.3 requirements.

Size	Part No.
Long Sleeve Tops	
Black	
XX-Small	PXP110
X-Small	PXP111
Small	PXP112
Medium	PXP113
Large	PXP114
X-Large	PXP115
XX-Large	PXP116
Grey	
Small	PXP212
Medium	PXP213
Large	PXP214
X-Large	PXP215
XX-Large	PXP216
Short Sleeve Tops	
Black	
Medium	PXP133
Large	PXP134
X-Large	PXP135
XX-Large	PXP136
Grey	
Medium	PXP233
Large	PXP234
Bottoms	
Black	
XX-Small	PXP120
X-Small	PXP121
Small	PXP122
Medium	PXP123
Large	PXP124
X-Large	PXP125
XX-Large	PXP126
Grey	
Small	PXP222
Medium	PXP223
Large	PXP224
X-Large	PXP225
XX-Large	PXP226



Double-Layer Racing Gloves

Racing gloves are durable, comfortable, and provide exceptional safety protection. Gloves are constructed using two layers of fire-retardant Carbon-X with genuine leather reinforcements in high wear areas. Extended length gauntlet offers protection to wrist and lower arm. Meets SFI 3.3/5 specifications. Black only.



Size	Part No.
Medium	PXP583
Large	PXP584
X-Large	PXP585



NEW VENDOR

Original Combo PETORGCOMBO

Entry-level system removes sweat and odor from racing gear by sending warm air through patented DryPorts. Unit can dry one pair of shoes or gloves, or one helmet at a time and is safe for use on footwear and garments made from virtually any material. Includes the Original Dryer, along with the footwear, glove, and helmet DryPort.



Multi Gear Combo PETMULTICOMBO

Suited to racers desiring to dry more gear at the same time, the Multi Dryer sends warm air through four patented DryPorts, drying two items simultaneously. Designed to dry two items overnight, unit, includes a large, sturdy base with a built-in drip tray. Sold complete with (2) pair of footwear DryPorts, (1) pair of glove DryPorts, and (1) helmet DryPort.



Advanced Combo Gear Dryer and Deodorizer

The ultimate race day dryer package, designed to keep race gear free of sweat, moisture, and the related odor. Portable system utilizes timed drying and heat control, complete with an LED readout, 240-minute timer, and heat or no heat options. Dry two items at the same time with the mix and match DryPorts. In addition to a helmet dryer, package includes glove and footwear attachments, and the Deodorizer, which eliminates odors through molecular science. System components may also be purchased separately. **Note: System can only accommodate a single helmet unless a second deodorizer unit is purchased, available separately.**



Part No.	Description
PETADVCOMBO	Advanced Combo Gear Dryer and Deodorizer
PETGDP-B	Glove Attachment
PETHDP	Helmet Attachment

Deodorizer Unit PETM1503

Eliminate race gear odors with the D'Odoriz'r Module, fully compatible with PEET Original, Multi, Advantage, Wader, and Powersport dryers. Module is compatible with virtually any material, and uses molecular science to penetrate and destroy odor and pollution molecules. Using just 4 watts of power, module includes the ability to remove odors in 1-6 hours.



PYROTECT

Pro Airflow Carbon Duckbill

Lightweight helmet is manufactured using a 100% carbon weave, vacuum-bagged, and autoclave-cured shell for maximum strength. Duckbill design improves aerodynamics and reduces neck strain, while the unique air channel system provides increased comfort. Removable six-pad headliner and cheek pad system allows cleaning and resizing. Sold complete with clear polycarbonate shield. Includes M6 inserts for head-and-neck restraint compatibility. Meets Snell SA2020 specifications.



Size	Part No.
Small	PYRHC701220
Medium	PYRHC701320
Large	PYRHC701420
X-Large	PYRHC701520
XX-Large	PYRHC701620

Pro Sport Carbon Duckbill

Versatile carbon-composite helmet delivers increased safety and comfort, while remaining affordable. Pro Sport is designed with a carbon-composite weave, vacuum-bagged and autoclave-cured lightweight shell for durability. Incorporated duckbill increases aerodynamics, while the P1 ventilation system with intake and exhaust ports help improve air circulation. M6 inserts allow compatibility with all head and neck restraints. Sold complete with clear polycarbonate shield. Meets Snell SA2020 specifications. Choose from standard or forced air models.



Size	Pro Sport	Pro Sport Forced Air
Small	PYRHC710220	PYRHC712220
Medium	PYRHC710320	PYRHC712320
Large	PYRHC710420	PYRHC712420
X-Large	PYRHC710520	PYRHC712520
XX-Large	PYRHC710620	PYRHC712620
XXX-Large	PYRHC710720	—



Pro Sport Duckbill

The Pro Sport Duckbill combines safety, comfort and affordability. Composite helmet is complete with a six-pad interior system for a true custom fit, while the P1 venting system delivers exceptional ventilation. Duckbill design helps improve aerodynamics and reduce neck strain to the drivers of open cockpit race cars. Meets Snell SA2020 specifications. Sold complete with clear polycarbonate shield. Traditional Pro Sport is available in white or flat black, while Pro Sport Forced Air model is offered in flat black only.



Size	Pro Sport White	Pro Sport Flat Black	Pro Sport Forced Air Flat Black
Small	PYRHW800220	PYRHB802220	PYRHB821220
Medium	PYRHW800320	PYRHB802320	PYRHB821320
Large	PYRHW800420	PYRHB802420	PYRHB821420
X-Large	PYRHW800520	PYRHB802520	PYRHB821520
XX-Large	PYRHW800620	PYRHB802620	PYRHB821620
XXX-Large	PYRHW800720	PYRHB802720	PYRHB821720

Ultra Sport Duckbill

The Ultra Sport Duckbill combines a large eyeport for exceptional visibility with superior aerodynamics. Constructed using a carbon composite weave that is vacuum bagged and autoclave cured. Unique, six-pad interior system allows resizing for a perfect fit, while the innovative headliner offers improved heat transfer. Meets Snell SA2020 specifications. Offered in flat black, flat gray, or white, helmet is sold complete with clear polycarbonate shield.




Size	Flat Black	Flat Gray	White
Small	PYRHB611220	PYRHG613220	PYRHW610220
Medium	PYRHB611320	PYRHG613320	PYRHW610320
Large	PYRHB611420	PYRHG613420	PYRHW610420
X-Large	PYRHB611520	PYRHG613520	PYRHW610520
XX-Large	PYRHB611620	PYRHG613620	PYRHW610620
XXX-Large	PYRHB611720	—	PYRHW610720



Mark II 10-Spline "Ultra-Duty" Quick-Change Pro Gears

Quarter Master uses the highest quality E9310 steel in the manufacture of their Pro Gears and finishes them with a proprietary heat-treating process for maximum strength. All gear sets are lightened except 5, 15, and 25.



Part No.	Set No.	Number of Teeth	Spur Ratio	4.11 High	4.11 Low	4.86 High	4.86 Low
—	1	27/27	1.000	4.11	4.11	4.86	4.86
QTR911029	1Q	35/36	1.029	4.23	4.00	5.00	4.72
QTR911053	15	19/20	1.053	4.33	3.91	5.11	4.61
QTR911074	26	27/29	1.074	4.42	3.83	5.22	4.52
QTR911091	6	22/24	1.091	4.48	3.77	5.30	4.45
QTR911105	25	19/21	1.105	4.54	3.72	5.37	4.39
QTR911115	12	26/29	1.115	4.59	3.69	5.42	4.45
QTR911143	7Q	21/24	1.143	4.70	3.60	5.55	4.25
QTR911190	19	21/25	1.190	4.89	3.45	5.78	4.08
QTR911211	9	19/23	1.211	4.98	3.40	5.88	4.01
QTR911227	11	22/27	1.227	5.05	3.35	5.96	3.96
QTR911238	3	21/26	1.238	5.09	3.32	6.01	3.92
QTR911250	13	24/30	1.250	5.14	3.29	6.07	3.89
QTR911273	18Q	22/28	1.273	5.23	3.23	6.18	3.82
QTR911286	20Q	21/27	1.286	5.29	3.20	6.24	3.78
QTR911292	4	24/31	1.292	5.31	3.18	6.27	3.76

Part No.	Set No.	Number of Teeth	Spur Ratio	4.11 High	4.11 Low	4.86 High	4.86 Low
QTR911318	22	22/29	1.318	5.42	3.12	6.40	3.68
QTR911333	16	18/24	1.333	5.48	3.08	6.48	3.64
QTR911350	10	20/27	1.350	5.55	3.05	6.56	3.60
QTR911350	10	20/27	1.350	5.55	3.05	6.56	3.60
QTR911364	34	22/30	1.364	5.61	3.01	6.62	3.56
QTR911381	34Q	21/29	1.381	5.68	2.98	6.71	3.52
QTR911400	14Q	20/28	1.400	5.76	2.94	6.80	3.47
QTR911421	32	19/27	1.421	5.84	2.89	6.90	3.42
QTR911450	24	20/29	1.450	5.96	2.84	7.04	3.35
QTR911476	37	21/31	1.476	6.07	2.78	7.17	3.29
QTR911500	23	22/33	1.500	6.17	2.74	7.29	3.24
QTR911524	21	21/32	1.524	6.26	2.70	7.40	3.19
QTR911533	21Q	15/23	1.533	6.30	2.68	7.45	3.17
QTR911600	29	20/32	1.600	6.58	2.57	7.77	3.04
QTR911625	30	16/26	1.625	6.58	2.53	7.90	2.99
QTR911714	31A	14/24	1.714	7.05	2.40	8.33	2.83



Aluminum Threaded-Body Shocks 62 Series

The 62 Series shock bodies are made of 6061-T6 aluminum for strength and longevity. Use with QA1CK6201 coil-over kit.

Part No.	Valving Comp./Rebound	Comp. Length	Extended Length
7" Stroke Shock Absorbers			
QA16273	3	13.00"	20.00"
QA16273-5	3-5	13.00"	20.00"
QA16274	4	13.00"	20.00"
QA16274-6	4-6	13.38"	20.30"
QA16275	5	13.00"	20.00"
QA16275-3	5-3	13.00"	20.00"
QA16276	6	13.00"	20.00"
9" Stroke Shock Absorbers			
QA16293-5	3-5	15.00"	24.00"
QA16294	4	15.00"	24.00"
QA16295	5	15.00"	24.00"
QA16296	6	15.00"	24.00"



Aluminum Threaded Small-Body Shocks 82 Series

Aluminum body, 82 Series shocks are up to 40% lighter than full-size shocks. Deflective disc valving offers increased sensitivity in response, control, and consistency. Shocks are fully rebuildable, revalvable, and repairable. **Note: Shocks are also available in 8" and 9" strokes.**

Part No.	Valving Comp./Rebound	Comp. Length	Extended Length
5" Stroke Shock Absorbers			
QA18253	3	10.38"	15.75"
6" Stroke Shock Absorbers			
QA18262	2	11.38"	17.75"
QA18262-4	2-4	11.38"	17.75"
QA18263	3	11.38"	17.75"
7" Stroke Shock Absorbers			
QA18273	3	12.38"	19.75"
QA18274	4	12.38"	19.75"



Sealed Aluminum Threaded Twin-Tube Shocks - 63 Series

The 63 Series is a sealed, non-rebuildable version of the 62 Series. These are most commonly used in coil-over applications on both dirt and asphalt tracks. The twin-tube design gives excellent feel and grip across all track conditions, but they really shine when there is a lack of grip. Built as a spec shock that could be used at specific tracks or series, the 63 Series can be used in any late model or modified.

Part No.	Description
QA16375-400	7" Front 5C/400R
QA16375-500	7" Front 5C/500R
QA16375-650	7" Front 5C/650R
QA16375-850	7" Front 5C/850R
QA16394	9" Rear 4C/4R
QA16394-6	9" Rear 4C/6R
QA16395-3	9" Rear 5C/3R



Steel Small-Body Shocks - 70 Series

Twin-tube, 1-5/8" O.D. shock bodies house aluminum pistons and base valves, 1/2" centerless-ground, hard chrome piston rods and replaceable, 1/2" I.D. bearings. Shocks may be rebuilt and re-valved, and can be run upside-down to reduce unsprung weight with no change in rate.

Part No.	Valving Comp./Rebound	Comp. Length	Extended Length
7" Stroke Shock Absorbers			
QA17073	3	12.39"	19.77"
QA17074	4	12.39"	19.77"
QA17075	5	12.39"	19.77"
QA17075-3	5-3	12.39"	19.77"



QA1

Steel Replaceable Bearing Shocks - 51 Series

Twin-tube, 51 Series shocks now incorporate an in-house machined body with a 2mm larger inside diameter to allow easier gas bag installation. Deflective disc valving provides increased sensitivity in valving response, control, and consistency. May be run upside-down.

Part No.	Valving Comp./Reb.	Comp. Length	Ext. Length
QA15173	3	13.00"	20.00"
QA15173-5	3-5	13.00"	20.00"
QA15174	4	13.00"	20.00"
QA15174-6	4-6	13.00"	20.00"
QA15174-10	4-10	13.00"	20.00"
QA15175	5	13.00"	20.00"
QA15175-3	5-3	13.00"	20.00"
QA15175-13	5-13	13.00"	20.00"
QA15176	6	13.00"	20.00"
QA15176-2	6-2	13.00"	20.00"
QA15176-4	6-4	13.00"	20.00"
QA15179-1	9-1	13.00"	20.00"
QA15193	3	15.00"	24.00"
QA15193-5	3-5	15.00"	24.00"
QA15194	4	15.00"	24.00"
QA15195	5	15.00"	24.00"
QA15193-2	3-2	15.00"	24.00"
QA15195-3	5-3	15.00"	24.00"
QA15196	6	15.00"	24.00"
QA15196-2	6-2	15.00"	24.00"
QA15197-2	7-2	15.00"	24.00"
QA15197-4	7-4	15.00"	24.00"
QA15198-2	8-2	15.00"	24.00"
QA15199-2	9-2	15.00"	24.00"



Coil-Over Kits

Kits includes aluminum sleeve, spring cap, spring seat adjuster nut, wire ties, spring cap retainer pin, jam nut, and snap rings.



Part No.	Description
QA1CK5007	2-1/2" I.D. Springs, 20, 26, 28 & 50 Series, 9" Stroke
QA1CK5105	2-1/2" I.D. Springs, 51 Series, 7" Stroke
QA1CK5107	2-1/2" I.D. Springs, 51 Series, 9" Stroke
QA1CK5009	5" O.D. Springs, 26, 28, and 50 Series, 7" and 9" Stroke
QA1CK5109	5" O.D. Springs, 51 Series, 7" and 9" Stroke
QA1CK6007	2-1/2" I.D. Springs, 60 Series, 8" and 9" Stroke
QA1CK6201	2-1/2" I.D. Springs, 16 and 62 Series
QA1CK8201	1-7/8" I.D. Springs, 82 Series

Shock Absorber Accessories

Spanner Wrenches

Make quick, easy coil-over adjustments.

Part No.	Description
QA1T114W	Includes (2) Spanner Wrenches, 16, 26, 28, 50, 51, 60, and 62 Series
QA1T120W	Includes (1) Spanner Wrench, 55, 70, and 75 Series



Monotube Fill Tool QA17791-140

Hyperscrew fill tool is engineered for use with 26, 27, and 28 series monotube shocks.



Steel Monotube Shocks - 26A Series IMCA-Legal

Steel monotube, gas-pressurized shocks include a sealed hyperscrew, allowing adjustability only by QA1 or QA1's authorized rebuilders per IMCA rules. Shocks feature an electroless nickel plated body for corrosion resistance and are offered with linear or digressive pistons. Linear shocks include an "M" suffix in the part number.

Part No.	Valving Comp./Rebound	Comp. Length	Extended Length
7" Stroke Shock Absorbers			
QA126A73-5*	3-5	13.70"	20.70"
QA126A73-5M†	3-5	13.70"	20.70"
QA126A73-7*	3-7	13.70"	20.70"
QA126A73-7M†	3-7	13.70"	20.70"
QA126A74M†	4	13.70"	20.70"
QA126A75M†	5	13.70"	20.70"
QA126A75-3*	5-3	13.70"	20.70"
QA126A75-3M†	5-3	13.70"	20.70"
QA126A76-2*	6-2	13.70"	20.70"

Part No.	Valving Comp./Rebound	Comp. Length	Extended Length
9" Stroke Shock Absorbers			
QA126A912-2M†	12-2	15.70"	24.70"
QA126A93-5M†	3-5	15.70"	24.70"
QA126A94M†	4	15.70"	24.70"
QA126A95M†	5	15.70"	24.70"
QA126A97-2M†	7-2	15.70"	24.70"
QA126A98-2*	8-2	15.70"	24.70"
QA126A98-2M†	8-2	15.70"	24.70"

* Digressive shock absorber. † Linear shock absorber.



Rebuild Kits

Everything needed to properly rebuild QA1 shock absorber including PTFE carbon fiber band, piston rod seal, O-rings, and travel indicator ring.

Part No.	Description
QA1RK01	53, 51, 60, and 62 Series Shocks
QA1RK02	FC and 50 Series Shocks



Piston Dowel Pin Kit QA17857-103

Kit fits most QA1 shock absorbers. Eight pack.



Gas Bags

Gas bags are offered for replacement in all QA1 twin-tube design shock absorbers.

Part No.	Description
Shock Absorber	
QA19052-111	7" Stroke
QA19052-121	9" Stroke



26 Series Steel Monotube Shock Absorber

QA126912-2M

Engineered for circle track racing, one-piece monotube shock is suited to a variety of applications. Hyperscrew equipped, 2" OD shock includes a threaded port that is sealed with a small screw and O-ring, sealing in the nitrogen. Racer rebuildable and revalveable.

Comp.	Rebound
12	2

Tuning Kits

Need custom valving? Tuning kits will re-valve any QA1 circle track shock.

Part No.	Description
QA1TK01	Large Body Twin-Tube Tuning Kit, FC, 50, 51, 53, 60, and 62 Series
QA1TK02	Small Body Twin-Tube Tuning Kit, 70, and 82 Series
QA1TK08	Monotube Tuning Kit, 16, 26, 27, and 28 Series





Shock Absorber Accessories - Cont. Tool Kit QA17891-106

Greatly aids rebuilding 50, 51, 53, 60, and 62 series shock absorbers. Includes a base valve removal tool, gland removal tool, and a closure nut wrench.



Aluma Matic Coil-Over Kit QA1COK101

Coil-over kit is engineered specifically for use with QA1 Aluma Matic shock absorbers.



Shock Absorber Bearing Kit QA1COM8PK

Kit includes (2) .500" I.D. x 1.00" O.D. x .500" wide spherical bearings, (4) snap rings, and (1) tube of Loctite.



Twin-Tube Piston Kit QA19057-286

Variable linear/digressive piston kit allows custom tailoring twin-tube FC, 50, 51, 53, 60, and 62 series shock absorbers. Features .056" of preload to help deliver low-speed control without excessive high-speed force.



Two-Piece Male Steel Rod Ends

Choose from CM Series carbon steel or PCM chrome moly steel rod ends.

Part No.	Bore x Thread Size Reference	Ult. Static Radial Load
CM Series, RH Thread		
QA1CMR6-7	3/8" x 7/16"-20	8,278
PCM Series, RH Thread, PTFE-Lined		
QA1PCMR8T	1/2" x 1/2"-20	17,000



XM Series Chrome Moly Steel Male Rod Ends

Two-piece rod ends feature larger cross sectional areas, heat-treated chrome moly balls and bodies for increased durability.

Part No.	Description
7/16" Thru Hole	
QA1XML7-8	1/2"-20 LH Threads
QA1XMR7-8	1/2"-20 RH Threads



CF Series Carbon Steel 5/16" Female Rod End with Stud QA1CFL5S

Rod end includes 5/16"-24 LH female threads and 5/16" through-hole with 5/16"-24 stud.



"EM"/"EF" Series Economy Rod Ends

Durable and cost-effective, "EM"/"EF" rod ends are a two-piece design. Hard chrome-plated, heat-treated ball is manufactured from 52100 bearing steel, and the mild steel body has been precisely ground and protective coated for corrosion resistance.



Male Part No.		Female Part No.		Bore x Thread Size Reference
RH	LH	RH	LH	
QA1EMR6	QA1EML6	QA1EFR6	QA1EFL6	3/8" x 3/8"-24
QA1EMR8	QA1EML8	QA1EFR8	QA1EFL8	1/2" x 1/2"-20

"XM" Series Chrome Moly Steel Rod Ends

Two-piece rod ends feature heat-treated balls and bodies. "XM" Series rod ends also feature an increased cross-sectional area for greater tensile strength.

Male Part No.		Bore x Thread Size Reference	Ult. Static Radial Load
RH	LH		
QA1XMR6	QA1XML6	3/8" x 3/8"-24	9,544
QA1XMR8	QA1XML8	1/2" x 1/2"-20	16,238
QA1XMR8-10	QA1XML8-10	1/2" x 5/8"-18	23,542



"EXM" Series Carbon Steel Rod Ends

Exclusive "EXM" male rod ends use a self-lubricating liner that won't pound out. Rod ends combine a heat-treated, hard chrome-plated 52100 bearing steel ball, PTFE/Kevlar race, and carbon steel body.

Male Part No.		Bore x Thread Size Reference	Ult. Static Radial Load
RH	LH		
QA1EXMR6	QA1EXML6	3/8" x 3/8"-24	3,915
QA1EXMR8	QA1EXML8	1/2" x 1/2"-20	10,001
QA1EXMR8-10	QA1EXML8-10	1/2" x 5/8"-18	12,807



"AM" Series Aluminum Rod Ends

Aluminum rod ends have increased cross-sectional thickness for greater tensile strength. Self-lubricating, self-sealing PTFE/Kevlar bearing races are used.

Male Part No.		Bore x Thread Size Reference	Ult. Static Radial Load
RH	LH		
QA1AMR5	QA1AML5	5/16" x 5/16"-24	2,284
QA1AMR6	QA1AML6	3/8" x 3/8"-24	3,457
QA1AMR7	QA1AML7	7/16" x 7/16"-20	4,800
QA1AMR8	QA1AML8	1/2" x 1/2"-20	7,700
QA1AMR8-10	QA1AML8-10	1/2" x 5/8"-18	15,000
QA1AMR8-10BK *	QA1AML8-10BK*	1/2" x 5/8"-18	15,000



Mono Ball Bearings

Engineered for metal-to-metal contact, bearings are used to replace OEM-style ball joints for smoother suspension movement. Have hard chrome-plated 52100 bearing steel balls and chrome moly steel races. Also available with PTFE-lined races for added durability.



Standard Part No.	PTFE-Lined Part No.	I.D.	O.D.	Width
QA1COM8	QA1COM8T	.500"	1.000"	.500"



“PC” Series Chrome Moly Steel Rod Ends

The ultimate rod end for performance needs. Heat-treated chrome moly steel body is black oxide-coated and delivers the highest load rating of any 2-piece rod end. Balls are made from 52100 bearing steel, precision ground, heat-treated, and hard chrome-plated.



Male Part No.		Bore x Thread Size Reference	Ult. Static Radial Load
RH	LH		
QA1PCMR6	QA1PCML6	3/8" x 3/8"-24	9,088
QA1PCYMR6T *	QA1PCYML6T *	3/8" x 3/8"-24	11,050
QA1PCMR6T *	QA1PCML6T *	3/8" x 3/8"-24	6,895
QA1PCMR8	QA1PCML8	1/2" x 1/2"-20	17,000
QA1PCMR8-10	QA1PCML8-10	1/2" x 5/8"-18	19,300

Female Part No.		Bore x Thread Size Reference	Ult. Static Radial Load
RH	LH		
QA1PCYFR6T *	—	3/8" x 3/8"-24	11,050

* Signifies PTFE-lined rod ends.

“CM” Series Carbon Steel Rod Ends

QA1's two-piece “CM” Series rod ends use a 52100 bearing steel ball that has been hard chrome-plated and heat-treated. The carbon steel body has been ground and protective coated for corrosion resistance.



Male Part No.		Female Part No.		Bore x Thread Size Reference	Ult. Static Radial Load	
RH	LH	RH	LH		Male	Female
QA1CMR3	QA1CML3	QA1CFR3	QA1CFL3	3/16" x 10-32	1,559	2,079
QA1CMR4	QA1CML4	QA1CFR4	QA1CFL4	1/4" x 1/4"-28	2,835	3,820
QA1CMR5	QA1CML5	QA1CFR5	QA1CFL5	5/16" x 5/16"-24	4,517	5,110
QA1CMR6	QA1CML6	QA1CFR6	QA1CFL6	3/8" x 3/8"-24	6,323	6,323
QA1CMR7	QA1CML7	QA1CFR7	QA1CFL7	7/16" x 7/16"-20	7,897	9,122
QA1CMR8	QA1CML8	QA1CFR8	QA1CFL8	1/2" x 1/2"-20	10,046	10,046
QA1CMR8-10	QA1CML8-10	—	—	1/2" x 5/8"-18	13,729	—

2-1/2" I.D. Coil-Over Springs

QA1 springs are cold-wound chrome-silicone steel, thoroughly heat-treated, and shot-peened. Available chrome-plated or silver powder coated, springs are ground square on ends for straightness and clearly marked with the free length and spring rate.

Rate	7" Tall Silver	8" Tall Chrome	9" Tall Silver	10" Tall Chrome	10" Tall Silver	12" Tall Chrome	12" Tall Silver	14" Tall Chrome	14" Tall Silver
95	—	—	—	—	—	—	QA112HT095	—	QA114HT095
100	—	—	—	—	QA110HT100	—	—	—	—
110	—	—	—	—	—	—	QA112HT110	—	QA114HT110
125	—	—	—	—	QA110HT125	—	—	—	—
130	—	—	—	—	—	—	QA112HT130	—	QA114HT130
150	—	—	—	QA110CS150	QA110HT150	QA112CS150	QA112HT150	—	QA114HT150
170	—	—	—	—	—	—	QA112HT170	—	—
175	—	—	—	—	QA110HT175	QA112CS175	—	QA114CS175	QA114HT175
180	—	—	QA19HT180	—	—	—	—	—	—
200	—	—	—	QA110CS200	QA110HT200	—	QA112HT200	QA114CS200	QA114HT200
220	—	—	QA19HT220	—	—	—	QA112HT220	—	—
225	—	—	—	QA110CS225	QA110HT225	QA112CS225	—	QA114CS225	QA114HT225
250	QA17HT250	—	QA19HT250	QA110CS250	QA110HT250	QA112CS250	QA112HT250	QA114CS250	QA114HT250
275	—	—	—	QA110CS275	QA110HT275	—	QA112HT275	—	—
300	QA17HT300	—	QA19HT300	QA110CS300	QA110HT300	QA112CS300	QA112HT300	—	QA114HT300
325	—	—	—	—	QA110HT325	—	QA112HT325	—	—
350	QA17HT350	QA18CS350	QA19HT350	QA110CS350	QA110HT350	—	QA112HT350	—	QA114HT350
375	—	—	—	—	QA110HT375	—	—	—	—
400	QA17HT400	QA18CS400	QA19HT400	QA110CS400	QA110HT400	QA112CS400	QA112HT400	—	—
425	—	—	—	—	—	—	—	—	—
450	QA17HT450	—	QA19HT450	—	QA110HT450	—	QA112HT450	—	—
500	—	QA18CS500	—	—	QA110HT500	—	QA112HT500	—	—
550	QA17HT550	—	—	—	—	—	—	—	—
600	—	—	—	QA110CS600	—	—	—	—	—





Digital Open Wheel Gauge Panels

Lightweight aluminum panels have digital, 2-1/16" dia. electronic oil pressure and water temperature gauges with bright blue readout and graduated scale for increased readability. Built-in warning lights, pre-set with the touch of a finger, cause the lighting to flash in the event of a problem. Weather-resistant panels use a 12-volt battery for power, or for traditional sprint cars that lack a battery and require a self-contained panel. Self-contained unit uses a compact, 12-volt rechargeable battery for power and includes a switch that functions as both a kill switch and as a means of activating the gauge panel. Self-contained panel includes a battery and charger.



QRP67-2004



QRP67-2005

Part No.	Description
QRP67-2004	For Cars with 12-Volt Power, 6-3/4"W x 3"H
QRP67-2005	Self-Contained with Battery, 6-3/4"W x 4-1/16"H

2-1/16" Digital Gauges

May also be purchased separately. Senders or transducers are not included.



QRP67-000



QRP67-006



QRP67-007



QRP67-009

Part Number	Description
QRP67-000	Fuel Pressure, 0-15 PSI
QRP67-003	Oil Pressure, 0-100 PSI
QRP67-005	Fuel Pressure, 0-100 PSI
QRP67-006	Water Temperature, 100°-280°F
QRP67-007	Voltmeter, 8-18 Volts
QRP67-008	Water Pressure, 0-100 PSI
QRP67-009	Oil Temperature, 100°-320°F

Replacement Parts

QRP67-003	Oil Pressure Gauge
QRP67-006	Water Temperature Gauge
QRP63-220	Water Temperature Sender 1-Wire
QRP63-225	Water Temperature Sender 2-Wire
QRP63-230	Oil Pressure Sender
QRP63-604	Replacement Battery Charger for 67-2005 Panel
QRP63-605	Replacement Battery Pack for 67-2005 Panel

Open Wheel Gauge Panels

Two-gauge panels feature 2-1/16" short sweep gauges with white faces mounted in black aluminum panels. Gauges are lightweight, without any backlighting, and are specifically designed for use with open wheel race cars such as midgets and sprint cars.



QRP61-2204

Part No.	Description
QRP61-2204	Open Wheel Panel 6-3/4" W x 3" H
QRP61-2205	Open Wheel Panel with Switch 6-3/4"H x 4-1/16"H

Extreme LED Digital Tachometer QRP611-7010

Digital tachometer's compact 2-5/8" diameter allows it to be installed into any Extreme gauge panel. Tachometer may be used as simply an RPM indicator or as a shift light. RPM settings are adjusted by simply touching the lens with a finger. Unit also includes a recall feature, which displays the highest RPM attained at the end of the race.



Extreme Gauge Panels with LED Digital Tachometer

QRP61-7042



Gauge panels feature the Extreme gauges combined with the addition of the Extreme LED Digital Tachometer, which may be used as an RPM indicator or shift light that also includes a recall feature. RPM settings are adjusted by simply touching the lens with a finger. Panels also include lightweight, 2-5/8" dia. white-faced mechanical gauges with bright red pointers mounted in gloss black finished panels. Fully assembled and pre-wired, panels are complete with necessary senders. No external warning lights are needed; gauges use LED lights and switch automatically from white to designated color when a problem arises. Gauges are mounted using vibration-absorbing grommets for added durability. Panels can be assembled with any combination of gauges by special order.

Part No.	Description
2-1 Gauge Panel	
QRP61-7031	Oil Pressure, Water Temperature, and Digital Tachometer
3-1 Gauge Panel	
QRP61-7041	Oil Pressure, Water Temperature, Oil Temperature, and Digital Tachometer
QRP61-7042	Oil Pressure, Water Temperature, Fuel Pressure, and Digital Tachometer
4-1 Gauge Panel	
QRP61-7051	Oil Pressure, Water Temperature, Oil Temperature, Fuel Pressure, and Digital Tachometer



Sprint Gauges

Lightweight 2-5/8" diameter oil pressure and water temperature gauges include shockproof rubber-mounting grommets and do not need mounting hardware.



QRP611-6004 QRP611-6005

Part No.	Description
QRP611-6004	Oil Pressure, 0-100 PSI
QRP611-6005	Water Temperature, 140°-280°F

Deluxe Sprint Panels



QRP61-6004 QRP61-7004
QRP61-6006 QRP61-7005

Tough, reliable gauge panels are outfitted with lightweight, sealed gauges and available in two styles. The Deluxe panel has a self-contained oil pressure warning system; the Pro panel fastens to dash from engine bay and stays with engine when it is pulled. Mounting hardware not included.

Part No.	Description
QRP61-6004	Deluxe Sprint Panel, with Warning Light
QRP61-6005	Pro Sprint Panel, with Warning Light
QRP61-6006	Sprint Panel, Vertical Mount
QRP61-7005	Deluxe Sprint Panel, with Warning Light, Carbon Fiber
QRP61-7004	Pro Sprint Panel, Carbon Fiber

Gauge Ring Shock Guard QRP61-727

Rubber offset gauge grommet isolates the gauge from engine vibrations, while also providing a tight, lightweight solution for holding the gauge in place. Grommet moves gauge 3/4" towards the driver to give more room behind the gauge. Designed for 2-5/8" gauges, mounting panel will need a 2-3/4" hole for correct tolerances.



Individual Extreme Gauges

Extreme gauges are also offered separately. Gauges are 2-5/8" diameter, have white dial faces, and are complete with LED lighting and saddle bracket.



QRP611-7000 QRP611-7003 QRP611-7007

Part No.	Description
QRP611-7000	Fuel Pressure, 0-15 PSI
QRP611-7003	Oil Pressure, 0-100 PSI
QRP611-7006	Water Temperature, 140°-280°F
QRP611-7007	Voltmeter, 8-18V
QRP611-7009	Oil Temperature, 100°-320°F

Extreme Series Gauge Panels

QRP61-7021

Designed with the serious racer in mind, Extreme series gauges feature built-in LED lights. Under normal operating conditions, the gauges are illuminated with LED-white lights. If a problem arises, it changes to a warning color, quickly alerting the driver. Lightweight, 2-5/8" diameter gauges are mounted in the panel using a rubber grommet for reduced vibrations. Warning levels are printed in red so a quick glance is all that is needed. Panels are pre-wired with QuickCar 14-gauge wire, extra-thick, gold-plated connectors, and include senders.



Warning lights illuminated

Part No.	Description
2-Gauge Panel	
QRP61-7001	Oil Pressure and Water Temperature
3-Gauge Panel	
QRP61-7011	Oil Pressure, Water Temperature, and Oil Temperature
QRP61-7012	Oil Pressure, Water Temperature, and Fuel Pressure
QRP61-7017	Oil Pressure, Water Temperature, and Volt Meter
4-Gauge Panel	
QRP61-7021	Oil Pressure, Water Temperature, Oil Temperature, and Fuel Pressure

Gauge Panels

QuickCar gauge panels offer racers a revolutionary view of their large, 2-5/8" diameter gauges. Large graphics, bright red pointers, illuminated silver dial faces, 12:00 markings, and color-coded printing provide easy separation of gauges and warning lights. All panels are completely wired and ready to install. Extra-thick connectors and high-temp 14-gauge cable connects warning and illumination lights. Choose from checkered flag or black gauge panels.



Description	Checkered Flag Part No.	Black Part No.
2-Gauge Panel		
Oil Pressure and Water Temperature	QRP61-6001	QRP61-6701
3-Gauge Panel		
Oil Pressure, Water Temperature, and Oil Temperature	QRP61-6011	QRP61-6711
Oil Pressure, Water Temperature, and Fuel Pressure	QRP61-6012	QRP61-6712
4-Gauge Panel		
Oil Pressure, Water Temperature, Oil Temperature, and Fuel Pressure	QRP61-6021	QRP61-6721

Individual Gauges

Affordable, illuminated 2-5/8" gauges have silver dial faces with bright red pointers.

Part No.	Description
QRP611-6000	Fuel Pressure, 0-15 PSI
QRP611-6003	Oil Pressure, 0-100 PSI
QRP611-6006	Water Temperature, 140°-280°F
QRP611-6007	Voltmeter, 8-18 Volts
QRP611-6009	Oil Temperature, 140°-340°F



QRP611-6006



QRP61-691



Replacement Gauge Panel Components

A variety of replacement bulbs, pilot lights, pressure and temperature switches are available for use with popular QuickCar gauge panels.

Part No.	Description
QRP61-691	Red LED Bulbs for Standard QuickCar Gauges, Pair
QRP61-692	Blue LED Bulbs for Standard QuickCar Gauges, Pair
QRP61-693	Amber LED Bulbs for Standard QuickCar Gauges, Pair
QRP61-694	Green LED Bulbs for Standard QuickCar Gauges, Pair
QRP61-698	White LED Bulbs for Standard QuickCar Gauges, 4-Pack
QRP61-699	White LED Bulbs for Standard QuickCar Gauges, Each
QRP61-701	Red Warning Light, 3/4" Dia.
QRP61-702	Blue Warning Light, 3/4" Dia.
QRP61-704	Yellow Warning Light, 3/4" Dia.
QRP61-706	4-Pc. Warning Light Kit, Includes (1) Red, (1) Blue, (1) Amber and (1) Green
QRP61-709	Green Warning Light, 3/4" Dia.
QRP61-730	Fuel Pressure Switch, 1/8" NPT, Activates Warning Light @ 4 PSI
QRP61-733	Oil Pressure Switch, 1/8" NPT, Activates Warning Light @ 30 PSI
QRP61-735	Oil Pressure Switch, 1/8" NPT, Activates Warning Light @ 20 PSI
QRP61-740	Water Temperature Switch, 1/2" NPT, Activates Warning Light @ 235°F
QRP61-748	Water Temperature Switch, 3/8" NPT, Activates Warning Light @ 235°F
QRP61-750	Oil Temperature Switch, 1/2" NPT, Activates Warning Light @ 280°F

QRP611-903

Temperature and Pressure Adapters

Required to connect mechanical water or oil temperature, and pressure gauges to engine.



Part No.	Description
QRP61-724	1/8" NPT Female to -4AN Male, Gauge Adapter
QRP61-725	1/8" NPT Male to -4AN Male, Oil/Fuel Pressure Adapter
QRP611-900	1/2" NPT Brass Temperature Adapter
QRP611-901	1/2" NPT Aluminum Temperature Adapter
QRP611-902	3/8" NPT Aluminum Temperature Adapter
QRP611-903	3/8" NPT Extended Aluminum Temperature Adapter, Required Where Standard Adapter Contacts Manifold or Cylinder Head Prior to Tightening

Fuel Pressure Isolator QRP61-300

Eliminates the hazards associated with driver's compartment-mounted fuel pressure gauges. Typically mounted to the engine side firewall, isolator is compatible with gasoline, alcohol, or methanol fuels. Manufactured from black anodized, 6061-T6 billet aluminum, isolator is capable of monitoring pressures up to 80 PSI and is sold complete with -4AN adapters and mounting hardware.



Oil Temperature Manifold QRP61-755

Installed in-line to allow monitoring engine oil temperature, manifold is constructed from rigid billet aluminum. Manifold includes -10AN O-ring boss inlet and outlet ports, and a 3/8" female NPT port for an oil temperature probe.



Quick-Lite Warning Light Kits

Warning light kits immediately alert the driver of engine problems. Each kit is sold complete with warning light, sending switch, and wiring.

Oil Pressure Kit QRP61-711

Kit includes red warning light, pressure sending unit that actuates the warning light if oil pressure drops below 20 PSI, brass in-line tee for oil pressure line, and pre-terminated wiring.



Water Temperature Kit QRP61-712

Kit includes blue warning light, temperature sending unit that actuates the warning light if water temperature exceeds 235°F, and pre-terminated wiring.



Oil Temperature Kit QRP61-714

Kit includes amber warning light, temperature sending unit that actuates the warning light if oil temperature exceeds 280°F, and pre-terminated wiring.



Fuel Pressure Kit QRP61-719

Kit includes green warning light, pressure sending unit that actuates the warning light if fuel pressure drops below 4 PSI, and pre-terminated wiring.



Water Pressure Kit QRP61-713

Kit provides instant notice in the event of a blown hose, radiator, or head gasket problem. Sold complete with blue warning light, pressure sending unit that actuates the warning light if water pressure drops below 4 PSI, and pre-terminated wiring.



Quick-Lite 9V Oil Pressure Warning Kits

Part No.	Description
QRP61-717	9V Oil Pressure Warning, Includes Brass Tee Fitting
QRP61-718	9V Pro Oil Pressure Warning, Includes Aluminum Tee Fitting



QRP61-717

Water Pressure Kit with 2-1/16" Dia. Gauge QRP61-716

Keep track of spikes or loss of cooling system pressure. Kit is similar to the QRP61-713 kit with the addition of a 2-1/16" dia., 0-35 PSI water pressure gauge.





Race Wire

Fine-stranded, rope-lay copper construction wire offers high flexibility, superior power flow, and insulation capable of handling extreme temperatures.

Size	Black	Red	White
5', 2-Gauge	QRP57-323	QRP57-321	—
5', 4-Gauge	QRP57-343	QRP57-341	—
10', 8-Gauge	QRP57-2501	—	—
10', 14-Gauge	QRP57-2031	QRP57-2011	QRP57-2361
15', 2-Gauge	QRP57-1523	QRP57-1521	—
15', 4-Gauge	QRP57-1543	QRP57-1541	—



Ignition Control Panels

Panels incorporate high-current copper wire with heavy-duty connectors and bridged double-pole switches with waterproof boots, allowing for exceptional reliability. All panels are pre-wired and plug directly into QuickCar wiring harnesses, unless specified.

Extreme Ignition Control Panels

Attractive, gloss black panels feature a fully weather-proof design, are completely pre-wired, and are designed to plug directly into ignition wiring harness. Panels are offered for applications using a standard single- or dual-ignition system. Wiring harness must be purchased separately.



[QRP50-720](#)

Part No.	Description
Standard Ignition Control Panels	
QRP50-720	Includes Ignition, Momentary Starter, and Single Accessory, Use 50-200 Or 50-201 Harness, 4-5/8"W x 2-1/2"H
QRP50-731	Includes Ignition, Momentary Starter, and Single Accessory, Use 50-2031 Harness 4-5/8"W x 2-1/2"H
QRP50-740	Includes Ignition, Momentary Starter, and Two Accessories, Use 50-200 Or 50-201 Harness 4-1/8"W x 3"H
QRP50-750	Includes Ignition and Momentary Starter, Use 50-200 or 50-201 Harness, 3-3/8"W x 3-1/2"H
QRP50-790	Includes Ignition, Momentary Starter and Single Accessory, Use 50-200 Or 50-201 Harness, 2-1/2"W x 4-5/8"H
QRP50-7431	Includes Ignition, Momentary Starter and Two Accessories, Use 50-2031 Harness, 4-1/8"W x 3"H
QRP50-7531	Includes Ignition and Momentary Starter, Use 50-2031 Harness, 3-3/8" W x 3-1/2" H
QRP50-7631	Includes Ignition, Momentary Starter and Four Accessories, Use 50-2031 Harness, 3-1/2"W x 3-3/8"H
QRP50-7931	Includes Ignition, Momentary Starter and Single Accessory, Use 50-2031 Harness, 3-1/2"W x 3-3/8"H
Dual Ignition Control Panels	
QRP50-711	Includes Ignition, Momentary Starter and Single Accessory, Use 50-2021 Harness, 4-5/8"W x 2-1/2"H
QRP50-7411	Includes Ignition, Momentary Starter and Two Accessories, Use 50-2021 Harness 4-1/8"W x 3"H
QRP50-7611	Includes Ignition, Momentary Starter and Four Accessories, Use 50-2021 Harness, 3-1/2"W x 3-3/8"H
QRP50-7911	Includes Ignition, Momentary Starter and Single Accessory, Use 50-2021 Harness. 2-1/2"W x 4-5/8"H

Ignition Control Panels

Traditional QuickCar gauge panels feature ignition switch, momentary starter button, and are available with a variety of accessory switches and pilot lights. Offered in black or with checkered flag graphics, panels are completely pre-wired and ready to install. Panels plug directly into QuickCar wiring harness (unless specified), purchased separately.



[QRP50-820](#)

Description	Checked Flag Part No.	Black Part No.
Includes Ignition, Starter, and Single Acc. Switch, Use 50-200 or 50-201 Harness, 4-5/8"W x 2-1/2"H	QRP50-020	QRP50-820
Includes Ignition, Starter, Single Acc. Switch, and Two Pilot Lights, Use 50-200 or 50-201 Harness, 4-5/8"W x 4-3/8"H	QRP50-022	QRP50-822
Includes Ignition With Flip Cover, Starter, Single Acc. Switch, and Two Pilot Lights, Use 50-200 Or 50-201 Harness	QRP50-023	QRP50-823
Includes Ignition, Starter, Two Acc. Switches, and Three Pilot Lights, Use 50-200 or 50-201 Harness, 4-5/8"W x 4-3/8"H	QRP50-025	QRP50-825

Momentary Ignition/Starter Switch With Wiring Harness

[QRP50-507](#)

Perfect for open wheel applications, momentary ignition/starter switch and wiring harness is the most economical kit available.




Ignition Panel Replacement Components

Part No.	Description
QRP50-034	3-Wheel Brake Harness, Uses Weatherpack Connectors
QRP50-400	Momentary Micro Switch. Waterproof
QRP50-410	Single Pole Micro Switch, Waterproof
QRP50-500	Standard Single Pole Switch
QRP50-505	Bridged Double Pole Switch
QRP50-506	Momentary Ignition/Starter Switch
QRP50-510	Momentary Push-To-Start Switch
QRP50-512	Momentary Toggle Switch
QRP50-601	Red Pilot Light
QRP50-602	Blue LED
QRP50-604	Amber LED
QRP50-609	Green Pilot Light
QRP50-610	Boot For Toggle Switch
QRP52-510	Momentary Start Rocker Switch

Switch Panel Sticker Kits

Customize QuickCar ignition control panels quickly and easily while keeping a professional appearance. Sticker kits include labels for 16 various functions that can be activated with accessory switches.



Part No.	Description
QRP50-003	Panels with Six or More Switches
QRP50-004	Panels with Five or Fewer Switches



Battery Cable Kits

Kits have everything needed to connect power throughout the race car. Includes 15' of red cable, 2' of black cable, (2) nickel-plated brass marine-style battery terminals, (8) gold-plated power rings, and heat-shrink tubing. Battery cable may also be purchased separately in 125' rolls.



Part No.	Description
QRP57-009	4-Gauge Battery Cable Kit
QRP57-010	2-Gauge Battery Cable Kit

Battery Cable Boots [QRP57-604](#)

May be used for covering battery terminals on small-terminal batteries or starter solenoid connections. Boots may be used with up to 2-gauge cable. Sold as a pair, (1) red and (1) black.



Top-Mounted Battery Terminals

Machined from solid brass stock or nickel/brass and 24K gold-plated for optimum conductivity, Terminals attach battery cables to top-mount batteries. Sold in pairs.



Part No.	Description
QRP57-610	Nickel/Brass Terminals, Wing-Nut Style
QRP57-620	Brass Terminals, Button Head Screw-In Style

Battery Quick Disconnects

Heavy-duty disconnects allow quick battery changes. Sold individually, complete with connectors.

Part No.	Description
QRP57-704	8 AWG
QRP57-705	2 AWG
QRP57-706	4 AWG



Battery Disconnect Boots

Protects battery disconnect terminals from being accidentally shorted. Sold per pair, boots may be used with up to 2-gauge cable.

Part No.	Description
QRP57-601	Red, Pair
QRP57-602	Black, Pair



Crimp/Solder Power Rings

One-piece, 24K gold-plated copper power rings are waterproof when used with included shrink tubing. 1/4", 5/16", or 3/8" stud hole. Sold in pairs.

Part No.	Description
QRP57-450	#6 12-Gauge
QRP57-470	#10 12-Gauge
QRP57-490	5/16" Open 8-Gauge
QRP57-520	5/16" 4-Gauge
QRP57-525	1/4" 4-Gauge
QRP57-530	3/8" 4-Gauge
QRP57-540	5/16" 2-Gauge
QRP57-550	3/8" 2-Gauge



Remote Charging Posts

Provides remote access to battery. Terminals have insulated covers to prevent accidental contact from parts with opposing polarity.

Part No.	Description
QRP57-701	Red
QRP57-702	Black
QRP57-703	Red and Black, Pair



Remote Charging Post Mounting Brackets

Mount remote charging posts ([QRP57-703](#)) neatly and effectively. Brackets are manufactured from precision machined, black anodized aluminum, and are offered flat for mounting to a flat surface, or bent to mount on firewall or inside of trunk.



Part No.	Description
QRP57-708	Flat Charging Post Bracket
QRP57-709	Bent Charging Post Bracket

Remote Outlet Kits

Connect battery chargers, oil heaters, etc. quickly and more effectively. Kits attach easily to outside body panels, providing remote access to batteries, oil heaters, etc.



Part No.	Description
QRP57-711	Remote Outlet for Oil Heater or Battery Charger
QRP57-723	Remote Battery Charger Outlet with Cover
QRP57-710	Remote Outlet Only, 110-Volt Male Recessed

Gator Clamps [QRP50-435](#)

Heavy-duty gator clamps are ideal for repairing or customizing battery charger connectors, remote starters, etc. Sold in pairs, (1) red and (1) black rubber-coated.



Weatherpack Starter Kit [QRP50-380](#)

An exceptionally secure wire termination with a waterproof cable for connecting ignition or accessories throughout the car. Perfect when building a new car or updating an existing one, 230-piece kit includes a full selection of Weatherpack connectors, all in a neat plastic case. Weatherpack connectors may also be purchased separately.



Part No.	Description
QRP50-312	1-Pin Connector
QRP50-322	2-Pin Connector
QRP50-332	3-Pin Connector
QRP50-342	4-Pin Connector
QRP50-362	6-Pin Connector

LED Light Strips

LED light strips can be placed virtually anywhere where lighting is desired, inside the driver's compartment, under the hood, etc. Offered in a variety of colors.



Part No.	Description
QRP61-791	Yellow LED Strip
QRP61-792	Blue LED Strip
QRP61-793	Green LED Strip
QRP61-794	Purple LED Strip
QRP61-9790	Red LED Strip



LED Under-Car Light Kit

Perfect for dark pit areas when an urgent under-car repair is required. Bright white, 18" long LED light strip installs easily under car or in any dark area where lighting is required.



Part No.	Description
QRP61-795	LED Under-Car Light Kit
QRP61-9795	Replacement LED Strip with Connectors

Premium Black Cable Ties

QRP58-250

Made of weather-resistant black nylon, 15" long cable ties include metal locking bars to provide a reliable, locking force. Sold in packs of 50.



Ratcheting Crimper Pliers

QRP50-395

Perform professional-quality crimps to a variety of electrical terminals including insulated, non-insulated, Weatherpack, or spark plug wire. Design allows quick jaw changes without the need for tools. Pliers also allow adjustment for crimping pressure.



Heavy-Duty Automatic Wire Stripper

QRP50-393

Heavy-duty, 6" pliers allow quickly stripping 8-18 gauge wires for termination. A bolt-on depth adjustment guide provides consistent, reliable strip length.



Aluminum Carb Hat

QRP64-146

Installed during storage or transport, heavy-duty aluminum carb hat uses an O-ring seal to protect engine from dirt and debris.



Crank Trigger Wiring Harness Extension

QRP50-206

Wiring harness is used to extend the common MSD purple/green wires 2-1/2 ft. so that it may be hooked up to the crank trigger on the front of the engine.



Sleeved Race Spark Plug Wire

Premium-quality spark plug wire offers quick energy transfer, less than 40 ohms/ft. of resistance, and high EMI (Electro Magnetic Interference) and RFI (Radio Frequency Interference) suppression. Flexible, high-strength wire is constructed using a Kevlar core and nickel-copper alloy-wound conductor that is covered with two full layers of silicone-impregnated fiberglass, resulting in a 11.5mm O.D. and 1,400°F of heat resistance. High-temperature silicone boots resist temperatures up to 600°F, while the posi-snap terminals provide a secure connection. Cylinder numbers are labeled on both ends. Compatible with most ignition systems. Choose from red or black wire sets.



Description	Red Part No.	Black Part No.
SB Chevy Wire Set, 24" Coil Wire	QRP40-100	QRP40-300
SB Chevy Wire Set, without Coil Wire	QRP40-150	QRP40-350
12" Coil Wire Only, HEI/HEI	QRP40-121	QRP40-123
12" Coil Wire Only, HEI/Socket	QRP40-125	QRP40-127
18" Coil Wire Only, HEI/HEI	QRP40-181	QRP40-183
18" Coil Wire Only, HEI/Socket	QRP40-185	QRP40-187
24" Coil Wire Only, HEI/HEI	QRP40-241	QRP40-243
24" Coil Wire Only, HEI/Socket	—	QRP40-247
36" Coil Wire Only, HEI/HEI	QRP40-361	QRP40-363
36" Coil Wire Only, HEI/Socket	QRP40-365	QRP40-367
42" Coil Wire Only, HEI/HEI	QRP40-421	QRP40-423
42" Coil Wire Only, HEI/Socket	QRP40-425	QRP40-427

Suspension Tube Ruler

QRP66-100


Measure nearly any suspension component fitted with rod ends including suspension tubes, tie rods, etc. Black powder-coated ruler includes a locking thumb screw and provides precise measurements up to 36". Sold complete with aluminum adapters to measure components with 1/2", 5/8", or 3/4" rod ends. Optional adapters allow measuring parts with 1/4", 5/16", or 3/8" rod ends.



Suspension Tube Wrench

QRP66-6275

Double-ended, heavy-duty steel wrench allows for quick adjustments to QuickCar 5/8" or 3/4" O.D. suspension tubing.





Aluminum Suspension Tubes

Manufactured in the USA from rigid 6061 aluminum, QuickCar suspension tubes are up to 35% stronger than hex or round units. Suspension tubes include precision-machined ends, corrosion-resistant black anodized finish and identification on the LH end. Unique design allows easy adjustment by hand or with a wrench. Choose from 21/32" O.D. with 5/16"-24 threads, 21/32" O.D. with 3/8"-24 threads, or 1-1/8" O.D. with 5/8"-18 threads.



Length	21/32" O.D. 5/16"-24 Threads	21/32" O.D. 3/8"-24 Threads	1-1/8" O.D. 5/8"-18 Threads
6"	QRP31-060	—	—
6.5"	QRP31-065	—	—
7"	QRP31-070	—	QRP62-070
7.5"	QRP31-075	—	QRP62-075
8"	QRP31-080	QRP38-080	QRP62-080
8.5"	QRP31-085	QRP38-085	QRP62-085
9"	QRP31-090	QRP38-090	QRP62-090
9.5"	QRP31-095	QRP38-095	QRP62-095
10"	QRP31-100	QRP38-100	QRP62-100
10.5"	QRP31-105	QRP38-105	QRP62-105
11"	QRP31-110	QRP38-110	QRP62-110
11.5"	QRP31-115	QRP38-115	QRP62-115
12"	QRP31-120	QRP38-120	QRP62-120
12.5"	QRP31-125	QRP38-125	QRP62-125
13"	QRP31-130	QRP38-130	QRP62-130
13.5"	QRP31-135	QRP38-135	QRP62-135
14"	QRP31-140	QRP38-140	QRP62-140
14.5"	QRP31-145	QRP38-145	QRP62-145
15"	QRP31-150	QRP38-150	QRP62-150
15.5"	QRP31-155	QRP38-155	QRP62-155
16"	QRP31-160	QRP38-160	QRP62-160
16.5"	QRP31-165	QRP38-165	QRP62-165
17"	QRP31-170	QRP38-170	QRP62-170
17.5"	QRP31-175	QRP38-175	QRP62-175
18"	QRP31-180	QRP38-180	QRP62-180
18.5"	QRP31-185	QRP38-185	QRP62-185
19"	QRP31-190	QRP38-190	QRP62-190
19.5"	QRP31-195	QRP38-195	QRP62-195
20"	QRP31-200	QRP38-200	QRP62-200
20.5"	QRP31-205	—	QRP62-205
21"	QRP31-210	QRP38-210	QRP62-210
21.5"	QRP31-215	—	QRP62-215
22"	QRP31-220	QRP38-220	QRP62-220
22.5"	QRP31-225	—	QRP62-225
23"	QRP31-230	QRP38-230	QRP62-230
23.5"	QRP31-235	—	QRP62-235
24"	QRP31-240	QRP38-240	QRP62-240
24.5"	QRP31-245	—	QRP62-245
25"	QRP31-250	QRP38-250	QRP62-250
25.5"	QRP31-255	—	—
26"	QRP31-260	QRP38-260	—
27"	—	—	QRP62-270
28"	—	QRP38-280	QRP62-280
31"	—	—	QRP62-310
39"	—	—	QRP62-390
40"	—	—	QRP62-400
45.7"	—	—	QRP62-457
46.5"	—	—	QRP62-465
47.7"	—	—	QRP62-477
48"	—	—	QRP62-480
48.7"	—	—	QRP62-487
49"	—	—	QRP62-490
50"	—	—	QRP62-500
51"	—	—	QRP62-510
72"	—	—	QRP62-600

Steering Wheels

Quality dished aluminum or steel spoked steering wheels are offered with a choice of smooth red, blue, or black grips.



Description	Black	Red	Blue
15" Steel Steering Wheel	QRP68-003	QRP68-0031	QRP68-0032
15" Aluminum Steering Wheel	QRP68-001	QRP68-0011	QRP68-0012
17" Aluminum Steering Wheel	QRP68-002	QRP68-0021	QRP68-0022

Lightweight Steering Wheels

Lightweight, 15" diameter aluminum steering wheels are drilled and shot peened to reduce weight and increase grip. Steering wheels weigh less than 1 lb. and include a 1-1/2" dish. Choose from natural or black powder-coated finish.



Part No.	Description
QRP68-005	Natural Finish Steering Wheel
QRP68-006	Black Finish Steering Wheel

Steering Wheel Disconnects

Precision machined from billet aluminum, steering wheel disconnects are offered in hex hub 360°, fine spline hub 360°, and hex hub button styles.

Part No.	Description
QRP68-010	Hex Hub Button-Style Disconnect
QRP68-012	Hex Hub 360° Disconnect
QRP68-015	Fine Spline Hub 360° Disconnect
Weld-On Hub Steel Adapters	
QRP68-0109	Fits Hex Hub Button-Style (QRP68-010)
QRP68-0129	Fits Hex Hub 360° Style (QRP68-012)
QRP68-0159	Fits Fine Spline Hub 360° Style (QRP68-015)



QRP68-010



QRP68-0129

Mini Brake Bias Gauge Panels

Mini, 2-3/4" x 4-1/2" brake bias gauge panels have 1-1/2" diameter gauges with bleeders to evacuate air pockets and establish a reference point for pressure ratios. Offered with checkered flag or black panel.

Part No.	Description
QRP61-101	Vertical Mount, Checkered Flag
QRP61-103	Horizontal Mount, Checkered Flag
QRP61-105	Vertical Mount, Black



QRP61-105

Digital Tread Depth Gauge QRP56-102

Determine tread depth quickly and effectively. Precision gauge includes a digital display in decimals or fractions, while the billet aluminum, non-rocking base helps ensure accurate measurements.



Hawk Tire Tape

Tape's unique hawk tip securely grabs any surface, won't pull loose, and measures to 10 feet.



Part No.	Description
QRP56-110	Tire Tape
QRP56-111	Tire Tape, Carded



Deluxe Tire Durometer QRP56-155

Checks hardness of tire to determine condition. Includes carrying pouch.



Economy Digital Tire Pressure Gauge QRP56-070

Features a 2" diameter face. Range is 0-100 PSI and reads in .5 pound increments. Comes with a 14" hose with a 45° swivel chuck and relief valve. Battery is Included and pre-installed.



Tire Inflators

Check tire pressures while inflating or deflating tires. Precision tire inflators include air release buttons, stainless steel braided air hoses, chrome-plated angle chucks, and choice of Dry, Glo, or Liquid-Filled gauge heads in 0-20 PSI, 0-40 PSI, and 0-60 PSI versions. Offered in 0-60 PSI and 0-100 PSI versions, digital tire inflators feature easy-to-read backlit screens, auto shut-off feature for extended battery life, and accuracy calibrated to .5%.



Description	Dry Heads Part No.	Glo Heads Part No.	Liquid-Filled Part No.	Digital Part No.
0-20 PSI	QRP56-220	QRP56-222	QRP56-221	—
0-40 PSI	QRP56-240	QRP56-242	QRP56-241	—
0-60 PSI	QRP56-260	QRP56-262	QRP56-261	QRP56-285
0-100 PSI	—	—	—	QRP56-270

Aluminum Valve Core Tool QRP56-100

Pocket-sized tool allows quick removal or replacement of valve cores. Tool is manufactured from durable billet aluminum with a red anodized finish for corrosion resistance.



Tire Pressure Gauges

Rugged 2-1/2" diameter tire pressure gauges with pressure relief valves use the entire gauge range for more accurate readings. Features include shock resistant boots and 14" hoses with strain reliefs on each end. Recommended: Dirt 20 PSI, Asphalt 40 PSI, Road Racing 60 PSI.



Description	0-20 PSI Part No.	0-40 PSI Part No.	0-60 PSI Part No.
Dry Gauges	QRP56-020	QRP56-040	QRP56-060
Liquid-Filled Gauges	QRP56-021	QRP56-041	QRP56-061
Glow-In-The-Dark Gauges	QRP56-022	QRP56-042	QRP56-062

Angle Head AN Wrench Set QRP64-709

Five-piece set includes -6AN through -16AN double-ended wrenches.



Oil Filter Cutter QRP64-730

Quickly open oil filters to check for potential engine problems. Heavy-duty billet aluminum tool features a razor-sharp, hardened cutter for an extended life.



Dual Timing Systems

Systems include attractive, easy-to-hold acrylic clipboard (choose red, yellow, black, or red/white/blue), two Robic 505 stopwatches, five qualifying sheets, and five 50-lap chart sheets. Additional lap chart and chassis set-up sheets are available.

Part No.	Description
QRP51-051	Dual Timing System, Red Clipboard
QRP51-052	Dual Timing System, Black Clipboard
QRP51-053	Dual Timing System, Yellow Clipboard
QRP51-054	Dual Timing System, Red/White/Blue Clipboard
QRP51-201	Chassis Set-Up Pad, 50 Sheets
QRP51-210	Pre-Race Chassis Set-Up Pad, 50 Sheets
QRP51-215	Post-Race Chassis Set-Up Pad, 50 Sheets
QRP51-230	50-Lap Chart Pad, 50 Sheets



Robic 505 Stopwatches

Watches offer 5-lap memory and times every lap. Four colors.

Part No.	Description
QRP51-037	Red StopWatch
QRP51-038	Black StopWatch
QRP51-039	Yellow StopWatch
QRP51-040	Blue StopWatch



Clipboards

Comfortable to hold and visually unique, boards are made of polished aluminum or in sturdy red or black acrylic.



Part No.	Description
QRP51-041	Red Clipboard
QRP51-043	Black Clipboard
QRP51-048	Aluminum Finish Clipboard



Plastic Caps and Plugs

QRP64-225

Kit includes male caps and female plugs in sizes -4AN through -16AN.



MSD Box Quick-Release Mount

QRP50-442

Mount fastens to car with quick-fasteners to allow fast installation and removal.




Brake Bleeder Bottle QRP66-700

Bleed brakes with no mess. High-grade hose offers a better seal on the caliper bleeder valves and the bottle has an extra nipple so the hose can be hooked back into the bottle for draining. Bottle also includes a lanyard so bottle can be suspended from a suspension part.



Bump Rubber Pucks

Blue (Hard) Part No.	Red (Soft) Part No.	White (Medium) Part No.
1/2" Tall		
RESRE-BR-5153-B50	—	RESRE-BR-5153-W50
3/4" Tall		
—	RESRE-BR-5153-R75	RESRE-BR-5153-W75



Packers

Description	1/16" Thick Part No.	1/8" Thick Part No.
14mm, .551"	RESRE-BR-PK14-063	RESRE-BR-PK14-125
16mm, .625"	RESRE-BR-PK16-063	RESRE-BR-PK16-125



Molded Bump Stops

Bump stops, in .500" and 1.00" heights, are available in eight durometer ratings.

Black/Soft (50 Durometer) Part No.	Purple (60 Durometer) Part No.	Green (70 Durometer) Part No.	Yellow (80 Durometer) Part No.
.500"			
RESRE-BR-RSW-550	RESRE-BR-RSW-560	RESRE-BR-RSW-570	RESRE-BR-RSW-580
RESRE-BR-RSW-350	RESRE-BR-RSW-360	—	RESRE-BR-RSW-380
Red (85 Durometer) Part No.	Blue (90 Durometer) Part No.	Orange (93 Durometer) Part No.	Black (95 Durometer) Part No.
.500"			
RESRE-BR-RSW-585	RESRE-BR-RSW-590	—	—
1.00"			
RESRE-BR-RSW-385	RESRE-BR-RSW-390	RESRE-BR-RSW-393	RESRE-BR-RSW-395



Bump Stop Spacers

Made from billet aluminum.

Description	1" Thick Part No.	1/2" Thick Part No.
14mm	RESRE-BR-SPCR14-1	RESRE-BR-SPCR14-500
16mm	RESRE-BR-SPCR16-1	RESRE-BR-SPCR16-500



Bump Rubber Cups

Available to fit Bilstein, RE, Penske, AFCO, and Ohlins shock absorbers.

Part No.	Description
RESRE-BRCUP-14/1	Bilstein
RESRE-BRCUP-14/3	RE Suspension
RESRE-BRCUP-16/1	Ohlins, AFCO
RESRE-BRCUP-16/3	3"
RESRE-BRCUP-625/1	Penske
RESRE-BRCUP-625/3S	Penske, 3"



RESRE-BRCUP-14/1

Bump Rubbers

Blue (Hard) Part No.	Red (Soft) Part No.	White (Medium) Part No.
58mm, 2.27" H x 1.94" W		
RESRE-BR-COT58-40	RESRE-BR-COT58-25	RESRE-BR-COT58-30
75mm, 3.00" H x 1.94" W		
RESRE-BR-COT75-55	RESRE-BR-COT75-40	RESRE-BR-COT75-45



Bump Stop System Accessories

Part No.	Description
RESRE-BR-NT73	Bump Stop Steel Nut
RESRE-BR-NT73	Penske
RESRE-BR-NTBIL	Bilstein
RESRE-BR-WASHER-0	Bump Stop Divider Washer
RESRE-BR-WASHER-0	Flat
RESRE-BR-WASHER-5	5° Taper
RESRE-BR-WASHER-10	10° Taper



RESRE-BR-NT73



RESRE-BR-WASHER-0



Rechargeable Transponder Package RCVTXPKG01

The transponders are light, compact devices attached to each vehicle. Each transponder is assigned a unique identification number to differentiate individual vehicles. As the vehicle passes over the loop antenna, the decoder reads this identification number and determines a crossing time.

The transmitters have convenient LED indicators for operational status. A green LED indicates the transmitter is working. A red LED indicates a low-battery condition - there is no guesswork in determining battery status. During a race, the transmitter is also capable of relaying a low-battery status to the Race Management System and informing the system operator of this condition. The transponder comes with a mount, pouch, and charger.



LapCeiver A.L.T. (Audible Lap Timer) RCVLAP-ALT-100

View lap times on a large LCD display or hear them audibly using a separate earpiece (purchased separately). The LapCeiver A.L.T. has two different modes of operation. In transponder mode, the unit works with the track's timing system and a LapCeiver transmitter, allowing up to five transponders into the LapCeiver A.L.T., one in each of the five memory banks. The IR (Infra-Red) mode uses an IR beacon transmitter that is set-up across the track, while an IR detector is mounted to the car. Once the car passes through the beams, the timing data comes up on the display.



Elements

The NEW RACEceiver Element is water- and dust-resistant with an internal rechargeable battery. Race officials broadcast directly to drivers, allowing faster line-ups and restarts. Instant notifications of track conditions. Coaches can provide instant feedback and motivational comments, improving skills and overall performance. Just connect the unit to a power source using the included USB charging cable for a full charge in about 4 hours. The RACEceiver Element has the same preprogrammed 1600 UHF channels used by all RACEceivers, allowing use at all tracks where the RACEceiver is mandated. The Element comes with a USB charge cord and holster.



Part No.	Description
RCVEL16R	Without Earpiece
RCVEL16R/REP	With Rookie Earpiece
RCVEL16R/SPK	With Semi-Pro Earpiece

Fusion+

Compact and affordable with superior reception quality, the Fusion+ communication device is revolutionizing oval track racing, providing safer racing for racers and officials alike. Mandated by many short tracks, the Fusion+ allows officials to communicate with all of the drivers simultaneously, providing direct communication and warnings about on-track accidents or debris. The unit is preprogrammed; just dial up the track channel. A programmable default channel allows "saving" the channel, while an added button lock eliminates unwanted channel or volume changes. Sold complete with holster clip, AAA battery, and complete instructions. Unit may be purchased separately, or complete with earpiece.



Part No.	Description
RCVFUS16	Fusion+
RCVFUS16REP	Fusion+ Rookie Driver Kit, Includes Earpiece
RCVFUS16SPK	Fusion+ Semi-Pro Driver Kit, Includes Earpiece

Legend+

Eliminate the need for separate earpieces when using a RaceCeiver and 2-way radio. RaceCeiver Legend+ includes two audio ports, inputting audio from both the track and a 2-way radio so that the driver may use just a single earpiece to listen to both audio sources. Unit automatically reduces the volume of the audio from the 2-way radio when officials are making announcements on the RaceCeiver frequency. Sold complete with fully enclosed holster, AAA battery, 36mm male-to-male coiled cord and instructions.



Part No.	Description
RCVSD1600	Legend+
RCVCC360	Replacement 36mm Cord, Legend+ to 2-Way Radio

RaceCeiver Accessories and Replacement Components

Part No.	Description
RCVHD16R	Rubber Holster with Clip
RCVCARBX	Car Box, Mounts RaceCeiver inside Car, Will Not Mount TruScan
RCVEP700	Semi-Pro Earpiece, Dual
RCVEP900R	Rookie Earpiece
RCVHD16C	Holster Clip
RCVHD16H	Helmet Enclosed Holster
RCVHD16R	Rubber Holster with Clip NEW!
RCVHS100	Helmet Speaker Kit, 3.5mm Velcro Backed Speakers Install into Any Helmet
RCVICU-100	Transponder Charging Unit NEW!
RCVLY100	Detachable Lanyard, Worn Around Neck to Secure Fusion+ or TruScan
RCVPAD200	Foam Pads For Professional or Semi-Pro Earpieces
RCVPADRK	Ear Bud Rubber Tips



Driver Restraints

Five-point, 3" wide driver restraints are manufactured with premium-quality, extra-long webbing with required mounting hardware for roll bar, floor, bolt-in, or wrap-around mount. Sets include 72" shoulder belts, choice of latch-and-link or camlock, and meet SFI 16.1 specifications. Black only.



Part No.	Description
Wrap-Around or Bolt-In Driver Restraints	
RCI9210CD	Cam Lock System, Black, Pull-Down Lap
RCI9210D	Latch And Link System, Black, Pull-Down Lap
Wrap-Around Only Driver Restraints	
RCI9411D	Latch-and-Link System, Black, Pull-Up Lap
RCI9411CD	Camlock System, Black, Pull-Up Lap

Junior Driver Restraints RCI9410D

Ideal for mini sprints, universal Junior Driver Restraints include 2" wide latch-and-link harness with pull up lap belts. Restraints meet SFI 16.1 specifications. Black only.



Fuel Cell Accessories

Part No.	Description
RCI7020A	-8AN Rollover Valve, Bolt-In
RCI7021A	-8AN Rollover Valve, In-Line



RCI7020A

Platinum Driver Restraints

Top-of-the-line Platinum Driver Restraints incorporate 3" wide polyester webbing for greater strength under load and high-strength alloy hardware. Universal 5- or 6-point systems are fully adjustable and meet SFI 16.1 specifications with a 4-year approval period. **Note: RCI will recertify any Platinum restraint one time free to allow an additional 2 years of certification.**

Part No.	Description
RCI9210CPL	Wrap-Around or Bolt-In Camlock System, Pull-Down Lap
RCI9210PL	Wrap-Around or Bolt-In Latch-and-Link System, Pull-Down Lap



5-Point Individual Wrap-Around Harness Systems

RJS 5-point, 3" racing harness meets recently adopted SFI specification requiring individual mount shoulder harnesses. Choose wrap-around mounts in black, blue, or red with 2" or 3" wide submarine belts. Wrap-around systems include hardware for wrap-around or bolt-in mount.



Black	Blue	Red
Harness With 2" Sub Belt		
RJS1130401	RJS1130403	RJS1130404

5-Point Junior Harness System RJS1004101

Bolt-in junior harness includes 2" wide shoulder harness, lap belts, submarine belt, and pull-up style adjust. Meets SFI 16.1 specifications. Black only.



3" Wrap-Around Shoulder Harness RJS16003901

Use with any 3" latch-type belt. Harnesses are offered in wrap-around configuration that loops around roll bar tubing, running horizontally and below driver's shoulders. Belts meet 16.1 SFI specs. Black.



5-Point Quick-Release Harness Systems

Belt hook-up and release is easy with the aluminum quick-release mechanism. Belt ends are high-quality 4130 chrome moly steel and each system meets SFI 16.1 specs. Available in wrap-around style shoulder straps with 2" or 3" wide submarine belt in black, blue, or red.



Black	Blue	Red
2" Sub Belt		
RJS1034101	RJS1034103	RJS1034104
3" Sub Belt		
RJS1034903	RJS1034904	—

Submarine Belts

Submarine belts may be used with any latch-type 3" belt and harness. The fully adjustable model has the same type adjuster, with anti-slip springs, used on RJS seat belts. Choose from 2" or 3" wide single, or 2" wide double belts. Belts meet 16.1 SFI specs.

Black	Description
RJS17000501	2" Wide Single
RJS17000301	2" Wide Double





RACING EQUIPMENT

3" Harness Pads

Easy to install, pads slip over belts for extra driver comfort. Available in black, blue, and red. SFI approved.



Black	Blue	Red
RJS11001201	RJS11001203	RJS11001204

Harness System Mounting Accessories



[RJS140005](#) [RJS140006](#)

Part No.	Description
RJS140005	2" Slide Bar
RJS140006	Heavy Mounting Washer

Helmet Restraint

[RJS11000801](#)

Helmet restraint reduces neck fatigue and is easy to attach or remove. Adjusts easily and includes "D" ring attachment for installation. Compatible with any helmet. Offered in black only.



Arm Restraints

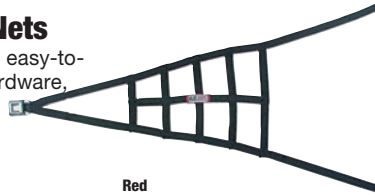
Universal arm restraints work with 3" lap belt, or the 4- or 5-way quick release. For use in all types of race cars, restraint is easy to install and comfortable to use. Made from 1" webbing with 2" arm bands and "D" rings to prevent slippage.



Description	Black	Blue	Red
Arm Restraints	RJS11000301	RJS11000303	RJS11000304
Jr. Arm Restraints	RJS11001701	—	—

Sprint Car Roll Cage Nets

Sprint car nets are complete, easy-to-assemble with all mounting hardware, and feature a quick-release front. Nets are for 2-point hook-up.



Black	Blue	Red
2-Point Nets		
RJS10001501	RJS10001503	RJS10001504

Nomex Underwear

Fire-retardant underwear provide a vital thermal barrier for added safety. Sold in two-piece sets (top and bottom). Nomex socks and hoods are also available.



Jr. 6/8	Jr. 12/14	Jr. 14/16
Underwear - Junior		
RJS800010022	RJS800010025	RJS800010026

X-Small	Small	Medium	Large	X-Large
Underwear - Adult				
RJS800010002	RJS800010003	RJS800010004	RJS800010005	RJS800010006
Socks - Adult				
—	—	—	RJS800070005	RJS800070006

Junior	Adult
Hood	
RJS8001000	RJS8000800



Driving Gloves

Two layers of knitted Nomex are used with top and bottom gauntlets, elasticized wrists, and calf skin palms. Single-layer gloves are the same except for Velcro closures on back. Single-layer gloves meet SFI 3.3/1; double-layer gloves meet SFI 3.3/5 specs.



Size	Black	Red	Blue
Single Layer			
Small	RJS600020103	RJS600020403	—
Medium	RJS600020104	RJS600020404	RJS600020304
Large	RJS600020105	RJS600020405	RJS600020305
X-Large	RJS600020106	RJS600020406	RJS600020306
Double Layer			
XX-Small	RJS600010101	—	—
Medium	RJS600010104	—	RJS600010304
Large	RJS600010105	RJS600010405	RJS600010305
X-Large	RJS600010106	—	RJS600010306

Redline Racing Shoes

Fire-resistant Redline Racing Shoes are constructed using high-quality leather, Kevlar-blend liners, and rubber soles. Lightweight and comfortable, high-top design shoes meet stringent SFI 3.3/5 specifications and are offered in black, blue, and red.



Size	Black	Red	Blue
5	RJS500020151	—	—
6	RJS500020152	—	—
7	RJS500020153	—	—
8	RJS500020154	RJS500020454	RJS500020354
9	RJS500020155	RJS500020455	RJS500020355
10	RJS500020156	RJS500020456	RJS500020356
11	RJS500020157	RJS500020457	RJS500020357
12	RJS500020158	—	RJS500020358
13	RJS500020159	RJS500020459	—
14	RJS500020160	—	RJS500020360
15	RJS500020161	—	—
16	RJS500020162	RJS500020462	—

Redline High Top Shoes • SFI-5



Size	Black	Blue	Red
9	RJS500010155	—	—
10	RJS500010156	RJS500010356	RJS500010456
11	RJS500010157	RJS500010357	RJS500010457
12	RJS500010158	—	—



RACING EQUIPMENT

Elite Series Driving Gloves

Two layers of knitted Nomex are used with top and bottom gauntlets, elasticized wrist bands, and calf skin palms. Single-layer gloves meet SFI 3.3/1; double-layer gloves meet SFI 3.3/5 specifications.

Size	White	Orange	Lime Green	Yellow
White Skeleton Gloves				
Single Layer				
XX-Small	RJS600090169	—	—	—
X-Small	RJS600090165	—	—	—
Small	RJS600090166	—	—	—
Medium	RJS600080133	RJS600090141	RJS600090145	RJS600090149
Large	RJS600080134	RJS600090142	RJS600090146	RJS600090150
X-Large	RJS600080135	RJS600090143	RJS600090147	RJS600090151
XX-Large	—	—	RJS600090148	—
Double Layer				
Small	RJS600090168	—	—	—
Medium	RJS600080137	RJS600090153	—	RJS600090161
Large	RJS600080138	RJS600090154	RJS600090158	RJS600090162
X-Large	RJS600080139	RJS600090155	RJS600090159	—
XX-Large	RJS600080140	—	—	—



Helmet Supports

High-density foam helmet supports are covered with Nomex and provide support to the neck and helmet. Supports can be removed and replaced in seconds with the Velcro closure. Horseshoe and 360° styles. Meets SFI 3.3 Specs.



Description	Black	Red	Blue
Horseshoe Style	RJS11000501	RJS11000504	RJS11000503
360° Style	RJS11000401	RJS11000404	RJS11000403

Pit Mat RJS12000101

The safe, effective way to keep your car and your crew clean and dry, even on wet, dirty ground. Large 10' x 20' black pit mat, manufactured from heavy-grade, 18-ounce vinyl includes grommets every 5'. Mat may be used on a variety of surfaces and cleans up easily with the wipe of a rag.



Utility Jugs

Heavy-duty, five-gallon capacity utility jugs feature a square design for easy storage. Dual handles, large 2" diameter cap, and incorporated vent system ease pouring.



Part No.	Color
RJS20000105	Black
RJS20000106	White
RJS20000107	Red



Utility Jug Clear Filler Hose RJS2000049800

Replacement Cap RJS2000049801



Sportsman Two-Man Radio System

RJS600080141

This economical two-man communication system is designed for open wheel and drag racers, as well as tractor-pulling competitors. Features include 16-channel capacity and 1650 mAh Li-Ion battery with approximately 10-hour duty cycle. The PC programmable radio unit also includes auto battery save, low-battery alert, and channel scan. Kit includes 2 four-watt, 16-channel radios complete with battery, belt clip antenna, and desktop charger.



Replacement Components and Optional Accessories



RJS600080145



RJS600080147

Part No.	Description
RJS600080145	Sportsman, Crew Chief Headset
RJS600080146	Sportsman Radio to Headset Cable with Push Button
RJS600080147	Helmet Microphone and Ear Piece Kit
RJS600080148	Steering Wheel Push-Button Kit
RJS600080149	Radio Pouch
RJS600080152	Sportsman Radio



Pro20 **NEW!**

The Pro20 features a lightweight FRP shell that is fitted with a Nomex liner for fire resistance and comfort. Helmet additionally includes a Kevlar chin strap and M6 threaded inserts for HANS/HNR. Sold complete with a clear 3 mm polycarbonate shield. Offered in a wide variety of colors, helmet meets Snell SA2020 specifications. Choose from traditional, top air, or side air models.



Size	Gloss Black	White	America	Steel	Hot Pink	Corsa Red	Flat Black
XX-Small	RQP276000	RQP276110	—	—	RQP276880	—	RQP276990
X-Small	RQP276001	RQP276111	RQP276121	—	RQP276881	—	RQP276991
Small	RQP276002	RQP276112	RQP276122	RQP276662	RQP276882	RQP276912	RQP276992
Medium	RQP276003	RQP276113	RQP276123	RQP276663	RQP276883	RQP276913	RQP276993
Large	RQP276005	RQP276115	RQP276125	RQP276665	RQP276885	RQP276915	RQP276995
X-Large	RQP276006	RQP276116	RQP276126	RQP276666	RQP276886	RQP276916	RQP276996
XX-Large	RQP276007	RQP276117	RQP276127	RQP276667	—	RQP276917	RQP276997
XXX-Large	RQP276008	RQP276118	—	—	—	—	RQP276998

Racequip Premier Helmets

PRO20 Carbon **NEW!**

While the PRO20 appears to be a real carbon fiber helmet, it actually utilizes a hydro-dipped carbon fiber graphic overlay to remain affordable. The FRP shell is fitted with an EPS liner, comfortable and fire-resistant Nomex interior, Kevlar chin strap, and 3 mm polycarbonate shield. Offered in traditional, top air, or side air configurations, helmet meets Snell SA2020 specifications.



Size	Pro 20 Carbon	Pro 20 Carbon Top Air	Pro 20 Carbon Side Air
Small	RPL92769029	RPL92669029	RPL92969029
Medium	RPL92769039	RPL92669039	RPL92969039
Large	RPL92769059	RPL92669059	RPL92969059
X-Large	RPL92769069	RPL92669069	RPL92969069
XX-Large	RPL92769079	RPL92669079	RPL92969079

VESTA20 Carbon **NEW!**

Features hand-laid Carbon Fiber construction with a special chin bar to accommodate the scalloped shield design. The VESTA20 additionally uses an EPS liner, comfortable and fire-resistant Nomex interior, Kevlar chin strap and M6 threaded inserts for HANS/HNR compatibility. Sold complete with 3 mm polycarbonate shield. Meets Snell SA2020 specifications.



Size	Part No.
Small	RPL92169029
Medium	RPL92169039
Large	RPL92169059
X-Large	RPL92169069
XX-Large	RPL92169079

VESTA20 **NEW!**

A bold departure from traditional models, the Vesta20 utilizes modern production technology to offer a helmet that is lightweight and affordable. Fitted with a comfortable, fire-retardant Nomex liner, Kevlar chin strap, and 3mm clear polycarbonate shield. Offered in gloss black, white, or flat black, helmet meets Snell SA2020 and FIA 8859 specifications.



Size	Gloss Black	White	Flat Black
Small	RQP286002	RQP286112	RQP286992
Medium	RQP286003	RQP286113	RQP286993
Large	RQP286005	RQP286115	RQP286995
X-Large	RQP286006	RQP286116	RQP286996
XX-Large	RQP286007	RQP286117	RQP286997

Pro Youth **NEW!**

Similar in design and construction to the Pro20 adult model, youth helmet combines an FRP shell with an EPS liner, Nomex interior, and Kevlar chin strap. Helmet includes M6 threaded inserts for HANS/HNR compatibility. Offered in a wide variety of colors, helmet meets Snell 2020 and SFI 24.1 specifications.



Part No.	Color
RQP2260096	Gloss Black
RQP2261196	White
RQP2261296	America
RQP2266696	Steel
RQP2268896	Hot Pink
RQP2269196	Corsa Red
RQP2269996	Flat Black

Pro20 Top Air

Size	White	Flat Black
Small	—	RQP266992
Medium	—	RQP266993
Large	RQP276115	RQP266995
X-Large	RQP276116	RQP266996
XX-Large	RQP276117	RQP266997



Replacement Helmet Shields



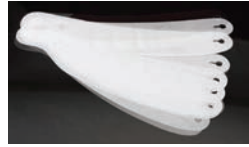
Clear	Dark Smoke	Amber	Blue Iridium	Mirror
SA2005 Full-Face Ridgeline				
RQP202001	RQP202004	RQP202006	—	—
SA2010/SA2015 Full-Face, Exc. Vesta15				
RQP204001	RQP204004	RQP204006	RQP204007	RQP204009
Vesta15 SA2015				
RQP205001	RQP205004	RQP205006	RQP205007	RQP205009

RaceQuip

Tear-Offs

Tear-offs are clear, 2 mil thick, and sold in packs of twenty. Available for the Pro15 and Vesta15 helmets.

Part No.	Description
RQP203213	Pro15 Tear-Off
RQP203218	Vesta15 Tear-Off



Shield Hardware Kit RQP204111

Shield hardware kit includes aluminum pivot screws and washers, visor washers, and visor ratchet for Racequip SA2010 and SA2015 helmets.



HANS/HNR 6 mm Plastic Plugs RQP204121

Includes (2) plastic plugs to seal threaded 6 mm inserts in helmet when not using a HANS/HNR device. Also includes (2) plastic face shield washers, helmet instruction sheet, and decals.



Optional Ear Cups for Vesta15 RQP205989

Sold per pair, ear cups are used to help seal out noise.



Heavy-Duty Helmet Bag RQP300003

Oversize helmet bag protects helmet and helps keep face shield free from scratches. Bag has a soft fleece interior, black nylon exterior, and webbed nylon handles for eased carrying.



Chevron-5 Nomex Racing Suit **NEW!**

One-piece Chevron-5 combines a durable Nomex outer layer with a soft, lightweight Nomex liner, resulting in a suit that provides superior protection yet remains cool and comfortable. Suit has a stylish Euro design with black belt, collar, epaulets, and accents. The knit stretch panels on sides along with 180° floating arm gussets help increase driver comfort. Suit also includes internal bag pockets, wrist cuffs, and boot cuff legs. Meets SFI 3-2A/5 specifications. Offered in black, red, or blue.



Size	Black	Red	Blue
One-Piece Suits			
Small	RQP91609029	RQP91609129	RQP91609229
Medium	RQP91609039	RQP91609139	RQP91609239
Medium Tall	RQP91609049	RQP91609149	RQP91609249
Large	RQP91609059	RQP91609159	RQP91609259
X-Large	RQP91609069	RQP91609169	RQP91609269
XX-Large	RQP91609079	RQP91609179	RQP91609279
XXX-Large	RQP91609089	RQP91609189	RQP91609289

Chevron-1 FRC Racing Suit **NEW!**

Single-layer racing suit is constructed using Pyrovatex FRC material for maximum safety and comfort. Offered in one- or two-piece (jacket and pants) versions, suit features a modern euro design with black belt, collar, epaulets, and accents. Knit stretch panels on sides and 180° floating arm gussets provide added flexibility. Suit also includes internal bag pockets, wrist cuffs, and boot cuff legs. Meets SFI 3-2A/1 specifications. Offered in black, red, or blue.



Size	Black	Red	Blue
One-Piece Suits			
Small	RQP130902	RQP130912	RQP130922
Medium	RQP130903	RQP130913	RQP130923
Medium Tall	RQP130904	RQP130914	RQP130924
Large	RQP130905	RQP130915	RQP130925
X-Large	RQP130906	RQP130916	RQP130926
XX-Large	RQP130907	RQP130917	RQP130927
XXX-Large	RQP130908	RQP130918	RQP130928
Two-Piece Suits			
Jackets			
Small	—	RQP131912	RQP131922
Medium	—	RQP131913	RQP131923
Large	—	RQP131915	RQP131925
X-Large	—	RQP131916	RQP131926
XX-Large	—	RQP131917	RQP131927
XXX-Large	—	RQP131918	RQP131928

Pro-1 Youth Single-Layer Suits

Ideal for the young racers of quarter midgets or go-karts, the Pro-1 one-piece suit includes single-layer Pyrovatex FRC construction to meet stringent SFI 3.2A/1 specifications. Suits feature high-back collar, wrist and ankle cuffs, internal bag pockets, and a pleated back panel for added flexibility. One-piece black suits include contrasting arm and leg stripes in black, purple, green, or pink. Two-piece suits offered in black-on-black only.



Size	Black/Black	Black/Purple	Black/Green	Black/Pink
One-Piece Suits				
XX-Small	RQP1959990	RQP1950590	RQP1950790	—
X-Small	RQP1959991	RQP1950591	RQP1950791	—
Small	RQP1959992	RQP1950592	RQP1950792	RQP1950892
Medium	RQP1959993	RQP1950593	RQP1950793	RQP1950893
Large	RQP1959995	RQP1950595	RQP1950795	RQP1950895
X-Large	RQP1959996	RQP1950596	RQP1950796	RQP1950896
XX-Large	RQP1959997	RQP1950597	RQP1950797	RQP1950897

Size	Black/Black Jacket	Black/Black Pants
Two-Piece Suits		
Small	RQP1969992	RQP1970092
Medium	RQP1969993	RQP1970093
Large	RQP1969995	RQP1970095
XX-Large	RQP1969997	RQP1970097

Youth Suit Sizing Chart

XX-Small	X-Small	Small	Medium	Large	X-Large	XX-Large
Height						
45"	45"-47"	48"-55"	50"-57"	55"-60"	57"-62"	60"-66"
Weight						
48 lbs.	45-55 lbs.	55-70 lbs.	60-75 lbs.	70-85 lbs.	75-99 lbs.	85-110 lbs.
Size						
5	6/7	8/10	10/12	12/14	14/16	16/18



120 Series Multi-Layer Racing Suits

Pyrovatex outer liner and combination Nomex and FRC inner liner offer exceptional fire protection and maintain superior comfort. Suits feature black epaulets, wrist and ankle cuffs, two-piece belt, high-back collar, boot cuff pants, and contrasting arm and leg stripes. Available in one- or two-piece designs, suits meet stringent SFI 3.2A/5 specifications.



Size	Black	Red	Blue
One-Piece Driving Suits			
Small	RQP120002	—	—
Medium	RQP120003	—	—
Medium/Tall	RQP120004	—	RQP120024
Large	RQP120005	RQP120015	RQP120025
X-Large	RQP120006	RQP120016	RQP120026
XX-Large	RQP120007	—	—
XXX-Large	RQP120008	—	—
Two-Piece Driving Suits			
Jackets			
Small	RQP121002	—	—
Medium	RQP121003	RQP121013	RQP121023
Medium/Tall	RQP121004	—	—
Large	RQP121005	RQP121015	RQP121025
X-Large	RQP121006	RQP121016	RQP121026
XX-Large	RQP121007	RQP121017	RQP121027
XXX-Large	RQP121008	RQP121018	RQP121028
XXXX-Large	RQP121009	—	—
XXXXX-Large	RQP121000	—	—
Pants			
Small	RQP122002	—	—
Medium	RQP122003	—	—
Medium/Tall	RQP122004	—	—
Large	RQP122005	—	—
X-Large	RQP122006	—	—
XX-Large	RQP122007	—	—
XXX-Large	RQP122008	—	—
XXXX-Large	RQP122009	—	—
XXXXX-Large	RQP122000	—	—

Suit Sizing Chart

	Small	Medium	Medium Tall	Large	X Large	2X Large	3X Large
Height	5'6"-5'8"	5'8"-5'10"	5'10"-6"	5'10"-6"	6'-6'2"	6'2"-6'4"	6'4"-6'6"
Weight	125-140	140-165	150-175	165-195	200-225	225-250	250+
Waist	30-32"	34-36"	34-36"	36-38"	40-42"	44-46"	48-52"
Chest	34-36"	38-40"	38-40"	42-44"	46-48"	50-52"	54-56"
Inseam	28"	29"	30"	31"	32"	33"	33"
Shoulders	17"	18"	18"	19"	20"	21"	23"
Sleeve	31-32"	33-34"	33-34"	34-35"	36"	37"	38"
Neck	14"	14.5"	14.5"	15.16"	16"	17-18"	18"
Waist: At natural waist at navel (not hips where your jeans ride)							
Chest: Circumference at the widest part							
Inseam: Crotch seam to ankle bone							
Shoulder to Shoulder: Shirt shoulder seam to shirt shoulder seam							
Sleeve: Back base of neck to wrist, elbow bent							

110 Series Single-Layer Racing Suits

Stylish Pyrovatex FRC suits have contrasting arm and leg stripes. Suits are designed to wick moisture away from the skin. Black epaulets, black cuffs, two-piece belt, and high-back collar add a professional appearance. Offered in one- or two-piece (jacket and pants) versions, suits meet SFI 3.2A/1 specifications.



Size	Black	Red	Blue
One-Piece Driving Suits			
Small	RQP110002	RQP110012	RQP110022
Medium	RQP110003	RQP110013	RQP110023
Medium/Tall	RQP110004	—	RQP110024
Large	RQP110005	RQP110015	RQP110025
X-Large	RQP110006	RQP110016	RQP110026
XX-Large	RQP110007	RQP110017	RQP110027
XXX-Large	RQP110008	RQP110018	—
Two-Piece Driving Suits			
Jackets			
Small	RQP111002	RQP111012	RQP111022
Medium	RQP111003	RQP111013	RQP111023
Medium/Tall	RQP111004	—	—
Large	RQP111005	RQP111015	RQP111025
X-Large	RQP111006	RQP111016	RQP111026
XX-Large	RQP111007	RQP111017	RQP111027
XXX-Large	RQP111008	RQP111018	RQP111028
XXXX-Large	RQP111009	—	—
XXXXX-Large	RQP111000	—	—
Pants			
Small	RQP112002	—	—
Medium	RQP112003	—	—
Medium/Tall	RQP112004	—	—
Large	RQP112005	—	—
X-Large	RQP112006	—	—
XX-Large	RQP112007	—	—
XXX-Large	RQP112008	—	—
XXXX-Large	RQP112009	—	—
XXXXX-Large	RQP112000	—	—

356 Gloves

Double-layer, SFI 3.3/5-approved gloves have an outseam-design and high-grip suede leather palms to provide improved comfort and steering wheel feel. Extra-long, cuffed gauntlet delivers added protection in the event of fire. Choose from red/black or gray/black.



Size	Red/Black	Gray/Black
Small	RQP356102	RQP356602
Medium	RQP356103	RQP356603
Large	RQP356105	RQP356605
X-Large	RQP356106	RQP356606
XX-Large	RQP356107	RQP356607

RaceQuip

358 Gloves

Constructed using two layers of Nomex, 358 gloves use high-grip suede leather palms for improved steering wheel grip. Mitered fingers deliver a more precise fit. Extra-long, angle-cut gauntlet offers improved protection. Gloves meet SFI 3.3/5 specifications, and are available in red/black or gray/black.



Size	Red/Black	Gray/Black
Small	—	RQP358602
Medium	RQP358103	RQP358603
Large	RQP358105	RQP358605
X-Large	RQP358106	RQP358606
XX-Large	RQP358107	RQP358607

359 Gloves

Double-layer, outseam-design 359 gloves utilize two layers of Nomex in order to meet stringent SFI 3.3/5 specifications. Gloves include high-grip suede leather palms and angle-cut gauntlets for added comfort and protection. Offered in red/black or gray/black.



Size	Red/Black	Gray/Black
Small	RQP359102	RQP359602
Medium	RQP359103	RQP359603
Large	RQP359105	RQP359605
X-Large	RQP359106	RQP359606
XX-Large	RQP359107	RQP359607

350 Gloves

Single-layer, non-SFI certified gloves have Nomex knit backs and white leather palms.



Size	Part No.
Small	RQP350002
Medium	RQP350003
Large	RQP350005
X-Large	RQP350006

355 Gloves

Double-layer Nomex knit gloves deliver comfort and safety. Gloves feature a high-grip black suede leather-reinforced palm. The hook-and-loop adjuster strap ensures a proper fit. Meets SFI 3.3/5 specifications.



Size	Black	Red	Blue
Youth Small	RQP3550092	—	—
Youth Medium	RQP3550093	—	—
Youth Large	RQP3550095	—	—
X-Small	RQP355001	—	—
Small	RQP355002	RQP355012	RQP355022
Medium	RQP355003	RQP355013	RQP355023
Large	RQP355005	RQP355015	RQP355025
X-Large	RQP355006	RQP355016	RQP355026
XX-Large	RQP355007	—	—
XXX-Large	RQP355008	—	—

351 Gloves

Single-layer 351 gloves are soft, supple, and comfortable with Nomex knit and grey suede leather-reinforced palms. Standard-length, gauntlet-style gloves have hook-and-loop closures to ensure proper fit. Gloves meet SFI 3.3/1 specifications.



Size	Black	Red	Blue
Small	RQP351002	RQP351012	RQP351022
Medium	RQP351003	RQP351013	RQP351023
Large	RQP351005	RQP351015	RQP351025
X-Large	RQP351006	RQP351016	RQP351026

Euro Ankletop Racing Shoes

Lightweight, flexible shoes have an advanced European design with suede leather uppers and Pyrovatex flame-retardant liners. Carbon-L wear pads provide added durability and toe protection. Ankle-top shoes also feature contrasting stitching, padded ankles, double-stitched seams, and reinforced lace areas. Shoes meet SFI 3.3/5 specifications.



Size	Part No.	Size	Part No.
Kids 8	RQP30400908	9	RQP30500090
Kids 10	RQP30400910	9-1/2	RQP30500095
Kids 12	RQP30400912	10	RQP30500100
1	RQP30500010	10-1/2	RQP30500105
2	RQP30500020	11	RQP30500110
3	RQP30500030	11-1/2	RQP30500115
4	RQP30500040	12	RQP30500120
5	RQP30500050	12-1/2	RQP30500125
6	RQP30500060	13	RQP30500130
6-1/2	RQP30500065	14	RQP30500140
7	RQP30500070	15	RQP30500150
7-1/2	RQP30500075	16	RQP30500160
8	RQP30500080	18	RQP30500180
8-1/2	RQP30500085	20	RQP30500200

303 Mid-Top Racing Shoes

Mid-top racing shoes offer a suede leather outer layer and a flame-retardant Pyrovatex liner with padded ankles. Durable, comfortable shoes include reinforced lace areas, double-stitched seams, and molded rubber soles. Meet SFI 3.3/5 specifications.



Size	Part No.
8	RQP30300080
9	RQP30300090
10	RQP30300100
11	RQP30300110
12	RQP30300120
13	RQP30300130

RaceQuip

Underwear

Tops and bottoms meet SFI 3.3 specifications. Black only.

Size	Top	Bottom
X-Small	RQP421991	RQP422991
Small	RQP421992	RQP422992
Medium	RQP421993	RQP422993
Large	RQP421995	RQP422995
X-Large	RQP421996	RQP422996
XX-Large	RQP421997	RQP422997
XXX-Large	RQP421998	RQP422998
XXXX-Large	RQP421999	RQP422999
XXXXX-Large	RQP421990	—



Hoods

Meet SFI 3.3 specifications. Black only.

Single Layer	Double Layer
One Size Fits All	
RQP433991	RQP433992



Socks

Flame-resistant socks meet SFI 3.3 specifications. Black only.

Size	Part No.
Small, Size 6-7	RQP411992
Medium, Size 8-9	RQP411993
Large, Size 10-11	RQP411995
X-Large, Size 12-13	RQP411996
XX-Large, Size 14-15	RQP411997



Junior 360° Helmet Support RQP3370097

Perfect for the drivers of Quarter Midgets, helmet support is SFI-approved and features a full 360° design. Made from flame-retardant high-density foam and covered with woven FRC cover and hook-and-loop closure. Black only.



360° Helmet Supports

Full-round 360° helmet support is made from flame-retardant high-density foam and covered with woven FRC. Support is 2" thick and includes a tapered wedge design. Meets SFI 3.3 specifications.



Size	Black
Medium, 17"	RQP337007
Large, 19"	RQP337008
X-Large, 21"	RQP337009

Non-SFI 360° Helmet Supports RQP333003

Non-SFI certified support is made of flame-retardant high-density foam with a woven FRC cover and hook-and-loop closure. Black.



5-Point Ratchet Harnesses **NEW!**

Small buckle, 5-point harnesses combine individual adjustable shoulder belts with adjustable lap belts, drop-forged steel black hardware and a built-in left-side lap ratchet adjuster that allows cinching belts down tight. Choose from standard 3" wide harness, or HANS/HNR-compatible harness with 3" to 2" transition shoulder belts. Harnesses listed may be bolted-in or wrapped around. Offered in black only.



Size	Part No.
RQP813003	5-Point Latch-and-Link Harness
RQP815005	5-Point Latch-and-Link Harness, HANS/HNR-Compatible

5-Point Individual Shoulder Latch-and-Link Harness Sets

Popular 5-point harnesses include individual 3" shoulder belts, 3" pull-down lap belts, and 2" submarine belt. May be mounted as bolt-in or wrap-around. Harnesses are also available with 3" to 2" shoulder belts to allow compatibility with HANS/HNR restraints. Meets SFI 16.1 specifications. Offered in a wide variety of colors.



Part No.	Color
RQP711001	Black
RQP711011	Red
RQP711021	Blue
RQP711031	Yellow
RQP711041	Orange
RQP711051	Purple
RQP711061	Platinum
RQP711071	Green
RQP711081	Pink

6-Point Individual Shoulder Latch-and-Link Harness Sets

Harness sets are manufactured using premium 3" polyester webbing and drop-forged steel hardware. Each set includes individual shoulder belts, lap belts, and dual submarine belts. Sets are available with special 3" to 2" shoulder belts to allow compatibility with most head-and-neck restraints. Meets SFI 16.1 specifications.

Description	Black
6-Point Latch-and-Link Harness	RQP712002
6-Point Latch-and-Link Harness, HANS/HNR	RQP718008



5-and 6-Point Individual Shoulder Camlock Harness Sets

Camlock, bolt-in, or wrap-around individual shoulder harness sets include 3" shoulder, 3" lap belts and single (5-pt.) or dual (6-pt.) 2" submarine belt(s). Meets SFI 16.1 specifications.

Description	Black	Red	Blue
5-Pt. Camlock Harness, Pull-Down Lap	—	RQP741011	RQP741021
5-Pt Camlock Harness, Pull-Up Lap	RQP742002	—	—
5-Pt. Camlock Harness, Pull-Down Lap, HANS/HNR	RQP745005	—	—
6-Pt. Camlock Harness, Pull-Down Lap	RQP743003	—	—
6-Pt. Camlock Harness, Pull-Up Lap	RQP744004	—	—
6-Pt. Camlock Harness, Pull-Down, HANS/HNR	RQP746006	—	—
6-Pt. Camlock Harness, Pull-Up, HANS/HNR	RQP747007	—	—



Arm Restraints

RQP391002

Designed for open-cockpit race cars, arm restraints are manufactured from premium polypropylene webbing and high-grade steel hardware. Adjustable from 7"-15". Sold in pairs. Black only.



Harness Pads RQP767001

Designed for added comfort when using 3" wide belts, harness pads are made from flame-retardant foam padding that includes a Pyrovatex FRC cover with hook-and-loop closure. Sold in pairs. Black only.



RACING OPTICS

Xstack Tear-Offs

Revolutionary Xstack tear-offs are laminated together for installation as one piece for high visibility, low reflection, and elimination of fog in between layers. Xstack is now offered in three different configurations.



STRAIGHT



BANANA



NOSE NOTCH

Xstack™ 10 is a stack of 10 laminated tear-Offs that are 2 mil thick each. The laminated technology creates a distortion-free optical lens. Each package contains 3 stacks of 10 tear-offs for a total of 30 tear-offs.

Xstack Smoke includes 3 single layers of 4-mil smoke tear-offs. This is a single-layer smoke lens used under your stack of clear that are bought separately.

Xstack Perimeter Seal system is the latest technology from Racing Optics, which provides a tighter seal, blocking out dirt, dust, and water. Includes a stack of 10 laminated tear-offs that are 2 mil thick each. Each package contains 3 stacks of 10 tear-offs for a total of 30 tear-offs. Clear only.

Application	Post Center	Shape	Xstack 10	Xstack Smoke	Xstack Perimeter Seal
Simpson Voyager, HJC, Side Pro, Elite	11-1/2"	Straight	RQP10201C	—	—
Simpson Matrix, SX, Jr. Shark, HJC Auto	11-1/2"	Banana	RQP10203C	RQP10203S	RQP10203CP
Simpson RX, Super Bandit, Diamondback, Raider	11-1/2"	Nose Notch	RQP10204C	RQP10204S	RQP10204CP
Bell Vortex, GTX, BR.1, M.4, K.1, Sport, G-Force, Pyrotec, Racequip Pro 15	12-3/8"	Banana	RQP10205C	RQP10205S	RQP10205CP
Bell Dominator.3, GTX.3, GP.3, GT.5, HP.3, HP.5	11-1/2"	Banana	RQP10206C	RQP10206S	RQP10206CP
Bell GTX.2, GP.2, Star GP, Star Infusion, K1	12-3/8"	Banana	RQP10208C	RQP10208S	RQP10208CP
Impact Air Draft, Super Sport, Stingray, Wizard, Euro Sport, Shark, Vudo, Invader, Valor, Devil RayShark, Simpson Vudo, Invader, Valor, Devil Ray	12-3/4"	Banana	RQP10209C	RQP10209S	RQP10209CP
Simpson Venator, Sparco WTX Series	13"	Banana	RQP10210C	RQP10210S	RQP10210CP
Bell Vador, Racequip Vesta 15	12-3/8"	Nose Notch	RQP10211C	—	—
Arai GP-5W, Shoei, Bell Star	11-1/2"	Straight	RQP10217C	—	RQP10217CP
Arai GP6, GP-6S, GP-6PED, SK-6	12-3/4"	No Cut Outs	RQP10218C	RQP10218S	RQP10218CP
Impact Vapor, Charger, Draft	11-7/8"	Banana	—	RQP10230S	RQP10230CP
Impact Champ, Nitro, Super Cyclone	11-1/2"	Nose Notch	—	RQP10231S	RQP10231CP
Bell RS7, HP7, KC7	12-7/8"	Banana	RQP10237C	—	RQP10237CP
Stilo ST5 w/Large Tabs	12"	Banana	RQP10252C	RQP10252S	RQP10252CP
Stilo ST5 w/Small Tabs	12"	Banana	RQP10259C	RQP10259S	RQP10259CP
Arai GP7 NEW!	12-3/4"	No Cutouts	RQP10214C	—	—

SpeedStack 3 **NEW!**

The SpeedStack 3 4-mil tear-off is commonly used in pavement applications, proven to withstand the rigors of racing and speeds in excess of 125 MPH. Each package includes four stacks of 3 tear-offs for a total of 12 tear-offs. Clear only.



Part No.	Center	Shape
Arai GP-6, GP-6S, GP-6PED		
ROP3245C	12-3/4"	Zylon Strip
Stilo ST5 w/Small Tabs, Zero		
ROP3459C4	12"	Banana

RealShield **NEW!**


Laminated film stack attaches to any cap, visor, or hardhat and provides added personal protection from dirt and debris. Manufactured from shatterproof polycarbonate, RealShield consists of multiple layers that allow for the removal of outer layers to dispose of harmful pathogens on exposed shield. Sold in packs of four or fifty.



Part No.	Description
ROPRS15001A-4	4-Pack
ROPRS15001A-50	50-Pack

Shield Protector

PerimeterSeal™ Shield Protector extends the life of expensive helmet shields. Adheres to helmet visor under laminated tear-offs, sealing out dirt, dust, moisture, and preventing fogging and scratches. Offered in clear, smoke, and amber.



Part No.	Description
ROP7203A4	AmberStack Shield Protector, Simpson Voyager, HJC Side Pro/Elite, (4) Stacks/28 Tear-Offs
ROP7209A4	AmberStack Shield Protector, Impact Air Draft/Super Sport/Spider/Stingray/Wizard, Simpson Euro Sport/Shark/Vudol/Invader/Valor/Devil Ray, (4) Stacks/28 Tear-Offs

Helmet Post Kit ROP9900

Anodized, CNC-machined mounting posts include smooth edges to provide snag-free and tearless removal of tear-off layer.



Speed Tabs ROP8202

Round vinyl stickers prevent shredding and ease removal of tear-offs. Sold in rolls of 100.



SOLO III Racing Receiver RCESWITCH




Race Communications System Accessories and Replacement Components

Part No.	Description
RCE22658	Cloth Ear Covers, Fits over Foam or Gel-Filled Earseals
RCENNTN4851-IS	Replacement Battery, 1800 mAh 7.5V, CP150/CP200
RCERE1	Earmolds, Foam Race Molded with Case
RCERE2	Semi Custom Earmolds, Shaped to Fit into Ear Canal
RCERE4302	Legacy Car Harness, CP150/CP200
RCERE503	Legacy Push-to-Talk Switch, Velcro Mount
RCERE511U	Car Antenna, Roof Mount, Economy Model
RCERE703	Platinum Push-to-Talk Switch, Velcro Mount
RCERT705	Standard Flex Boom Helmet Kit
RCERT3736	Motorola Twin Pin Headset Cable, CP150/CP200
RCERT3800	Inline Push-to-Talk Switch



Dave Gross



CJ Leary





Race Ramps

Lightweight and durable, Race Ramps eliminate the need for boards or heavy steel ramps when loading low-slung cars into trailers. Race Ramps will not slide across the garage floor or dig into an asphalt drive.

Trailer Ramps

Lightweight and durable, specially designed Trailer Ramps allow loading low-slung race cars into trailers without the worry of damaging noses, oil pans, headers, etc. Simply place the trailer door on the notch of the ramps, which decrease the angle of approach by as little as 4° and load car. Sold in pairs.



Part No.	Description
RMPRR-TR-4	46"L x 4"H x 14"W, 5.5° Incline
RMPRR-TR-5	67"L x 5"H x 14"W, 4° Incline
RMPRR-TR-6	45"L x 6"H x 14"W, 7.8° Incline
RMPRR-TR-7	74"L x 7"H x 14"W, 5.2° Incline
RMPRR-TR-7-FLP	74"L x 7"H x 14"W, Flap Cutout to Accommodate Door Flap, 5.5° Incline
RMPRR-TR-8	54-3/4"L x 8"H x 16"W, 8.4° Incline

Track and Trailer Combo

RMPRR-80-10-2

Four-piece Track and Trailer Combo set can be used to perform multiple functions. It can be used to work on the car in the garage, load it into the trailer, or for use as wheel cribs in place of jack stands. Bottom portion of the ramp may be removed for easy side access. Combo set has a 80" long x 14" wide x 10 height and supports up to 6,000 pounds, yet weighs just 17 pounds each.



Trailer Side Kick RMPRR-TR-SK-1

Trailer Side Kick eases trailer tire changes on dual- or triple-axle trailers. Simply drive the good tire onto the ramp and the flat tire will be lifted off the ground. May also be used to aid trailer loading by placing ramp on its side in front of the trailer's wheel wells and inserting the included marker flag into place prior to driving vehicle into trailer. Trailer Side Kick is 12"W x 31"L x 7.5"H, and can support up to 8,000 pounds, yet weighs just 8 pounds.




Wheel Chocks RMPRR-WC-2

All-rubber wheel chocks help secure trailer, preventing movement when trailer is disconnected from tow vehicle. Sold per pair.



FlatStoppers RMPRR-FS-10

Engineered to prevent tires from flat spotting during long periods of storage. Once you drive the car onto FlatStoppers, the tires settle into the concave depression, which supports the tire to better disperse weight and prevent flat spotting. FlatStoppers are 22.3"L x 3.25"H x 10"W and sold in sets of four.



Race Oils

Excellent lubricating properties add 2-4% more power while providing greatly increased high-temperature protection. The film strength is among the highest of any petroleum or synthetic product. Rated as a single grade, yet low temperature properties make them exceptional as multi-grades. Oils contain very few detergents and are not recommended for street use. Sold in one-quart bottles or a case.



Description	1-Qt. Bottle	1 Case (12) 1-Qt. Bottles	1-Gallon Container	1 Case (4) 1-Gallon Containers
5W	RED10004	RED10044	—	—
10W	RED10104	RED10124	RED10105	RED10125
20W (5W20)	RED10204	RED10224	—	—
30W (20W30)	RED10304	RED10324	—	RED10325
40W (10W40)	RED10404	RED10424	—	—
50W (15W50)	RED10504	RED10534	—	—

Motor Oils

The most stable synthetic components give the highest degree of protection and cleanliness with the lowest friction. Red Line Oils provide superior wear protection and friction reduction over a wide temperature range for excellent performance in hot running engines. Sold in one-quart bottles or a case.

Description	1-Quart Bottle	1 Case (12) 1-Qt. Bottles
5W-20	RED15204	—
5W-30	RED15304	—
5W-40	RED15404	—
10W-30	RED11304	RED11324
10W-40	RED11404	RED11424
20W-50	RED12504	RED12524
10W-60	RED11704	RED11724
20W-60	RED12604	RED12624

Engine Break-In Additive

Engineered for use with conventional motor oils, specially formulated lubricant incorporates anti-wear additives including zinc and phosphorus (ZDDP) for added protection. Sold in a 16-oz. bottle or a case, additive treats up to 12 quarts of motor oil.

16-oz. Bottle	1 Case (12) 16-oz. Bottles
RED81403	RED81423





ShockProof Gear Oils

Available in heavy, lightweight, and super-light viscosities. Heavy gear oil resists throw-off and helps prevent tooth breakage. Ideal for high temperature and extreme pressure in differentials and manual transmissions. Lightweight gear oil is excellent in low temperatures and may also be used to obtain maximum power transfer in racing differentials. Super light oil has the viscosity of automatic transmission fluid. Ideal when maximum power output is required, such as during qualifying. Sold in one-quart bottles or a case.



Description	1-Quart Bottle	1 Case (12) 1-Qt. Bottles	5-Gallon Container
Heavy Gear Oil	RED58204	RED58224	RED58206
Lightweight Gear Oil	RED58404	RED58424	—
Super Light Gear Oil	RED58504	RED58524	—

Gear Oils

Formulated for limited slip differentials and manual transaxles. The 75W-85 is popular in light-duty differentials or where absolute maximum performance is required, such as qualifying. The 75W-90 is recommended for most racing differentials, while the 75W-140 and 80W-140 gear oils are popular in high-temperature racing applications. The 75W-140NS lacks friction modifiers to help slow synchros for easier shifting over a wide temperature range. Sold in 1-quart bottles, or in cases.



Description	1-Quart Bottle	1 Case (12) 1-Qt. Bottles	1 Case (4) 1-Gallon Containers
75W-85	RED50104	RED50124	—
75W-90	RED57904	RED57924	—
75W-110	RED57804	RED57824	—
75W-140	RED57914	RED57934	—
75W-140NS	RED57104	RED57124	RED57125
80W-140	RED58104	RED58124	—

Liquid Assembly Lube

A convenient version of the same unique additives used in the paste-type assembly lube. Product prevents metal-to-metal contact and wear, while offering three times the film strength of conventional molybdenum disulfide greases. Superior rust and corrosion inhibitor allow product to be used for long term storage of components. Not for use on exhaust bolts or fasteners associated with excessively high temperatures which may require anti-seize. Sold in 12-oz. bottle or in a case.



12-oz. Bottle	1 Case (12) 12-oz. Bottles
RED80319	RED80329

Assembly Lube

Recommended by many leading engine builders, lubricant has three times greater film strength than conventional molybdenum disulfide greases. May be used on camshafts, lifters, piston skirts, main and rod bearings, etc. Sold in 4-oz. or 16-oz. tubs, or in cases.



4-oz. Tub	16-oz. Tub	1 Case (12) 4-oz. Tub	1 Case (12) 16-oz. Tub
RED80312	RED80313	RED80322	RED80323

WaterWetter®

A unique wetting agent for cooling systems, it reduces water temperatures as much as 30°F. WaterWetter® can be added to new or used antifreeze to improve the heat transfer of ethylene and propylene glycol systems. Sold in 12-oz. bottle or a case.



12-oz. Bottle	1 Case (12) 12-oz. Bottles
RED80204	RED80224

Supercool Performance Coolant

Supercool effectively doubles the wetting ability of water, improving heat transfer and reducing engine temperatures. Coolant additive is blended with purified, deionized water and proper WaterWetter percentage. Supercool is pre-mixed and ready to use, fully compatible with all anti-freeze and coolant.



1/2 Gallon	1 Case (4) 1/2 Gallons
RED80205	RED80225

Power Steering Fluid

Red Line's Power Steering Fluid provides improved wear protection and resists thermal breakdown. Fully synthetic fluid also resists evaporation and foaming at high temperatures. Suitable in most power steering units. Sold in one-quart bottles or a case.



1-Quart Bottle	1 Case (12) 1-Quart Bottles
RED30404	RED30424

Shock Oil

Red Line Shock Oils change very little with temperature variations and actually lower shock absorber operating temperatures. Foaming resistance is excellent and synthetic base stocks provide little seal drag. Sold in 16-oz. bottle or in a case.



16-oz. Bottle	1 Case (12) 16-oz. Bottles
RED91102	RED91103

RL-600 Brake Fluid

A DOT 4 brake fluid that is specially formulated with Borate Esters and Glycol Ethers along with moisture and corrosion inhibitors. Compatible with DOT 3, DOT 4, and DOT 5.1 fluids. Sold in 16-oz. bottles or in cases.



16-oz. Bottle	1 Case (12) 16-oz. Bottles
RED90402	RED90403

CV-2 Synthetic Grease

CV-2 Grease has a very high melting point, excellent water washout resistance, and superior anti-wear characteristics. Lubricant contains an organic moly and is great for wheel bearings, high-angle, and conventional CV-joints, chassis lubrication, and high-temperature industrial equipment. Sold in a 14-oz. cartridge or in cases.



14-oz. Cartridge	1 Case (6) 14-oz. Cartridges
RED80402	RED80422



Alcohol Fuel Lubricant

A high-performance lubricant that provides maximum power and extends engine life by reducing piston ring and fuel pump friction. Use one to two 12-oz. bottles per 55-gallon drum. Sold in 12-oz. bottle or a case.

12-oz. Bottle	1 Case (12) 12-oz. Bottles
RED41102	RED41122



Two-Cycle Kart Oil

Lubricant offers improved bearing protection when compared to castor bean oils, while allowing operation at up to 25°F greater cylinder head temperature. May be mixed at higher fuel ratios than other kart oils. Sold in 16-oz. bottle or in a case.

16-oz. Bottle	1 Case (12) 16-oz. Bottles
RED40403	RED40423



Two-Stroke Racing Oil

Dyno proven for gains of 3-5% more horsepower. Oil's high-temperature stability prevents deposits from forming in combustion chambers, exhaust ports, upper ring, and piston crown. Recommended mix ratio is 50:1, but may be used at up to 100:1 depending upon operating conditions. Sold in 16-oz. bottle, 1 gallon, or in a case.

16-oz. Bottle	1 Case (12) 16-oz. Bottles	1-Gallon Container	1 Case (12) 1-Gallon Containers
RED40603	RED40623	RED40605	RED40625



REESE

"The Goose" Gooseneck Hitch [REE58079](#)

"The Goose" eliminates cutting the truck bed and may be used in conjunction with a Reese fifth-wheel hitch. Gooseneck-style hitch features 25,000-pound gross trailer weight and 6,250-pound pin weight capacities. Unit uses the same base rails as standard fifth wheel hitches, and may be quickly removed with four locking pins. Includes large 2-5/16" diameter heat-treated ball. Requires rails and installation kit.



Part No.	Description
REE30035*	Rails and Installation Kit, Required to Install REE58079

** Will not fit Ford F-150 4-door SuperCrew, SuperCab, or any other 5-1/2' bed.*

Fifth Wheel Custom Quick Install Kit **NEW!**

Kit includes custom brackets that reduce the amount of drilling and installation time required to install fifth-wheel trailer hitch. Includes brackets, base rails, and hardware.



Part No.	Description
REE50064-58	1999-2007 Chevy/GMC 1500/2500; 2001-10 Chevy/GMC 3500
REE50082-58	1999-2010 Ford F250; 1999-2010 Ford F350; 2008-10 Ford F450

Class III and IV Receiver Hitches


Reese offers custom fit ("no drill") and universal Class III and IV Hitches. Each hitch includes mounting hardware. Hitch draw bar and ball must be purchased separately. Please see the receiver hitch rating guide below and call for specific applications.



Weight Class	Gross Vehicle Weight (GVW)	Tongue Weight (TW) with Weight Distributing (WD)
Receiver Hitch Rating Guide		
Class III	8,000 lbs.	800 lbs.
Class IV	12,000 lbs.	1,200 lbs.
Class V	14,000 lbs.	1,700 lbs.

High-Performance Trunnion Style Weight Distributing Hitch [REE66022](#)

Hitch includes a one-piece cast head and a raised hitch ball platform to reduce the need for raised hitch balls. Also features easy-to-use adjusting blocks, and a new square adjusting washer which allows eight adjustments for extremely accurate weight distribution. It's now possible to "fine tune" weight distribution on even the trickiest of rigs. Hitch bar sold separately.

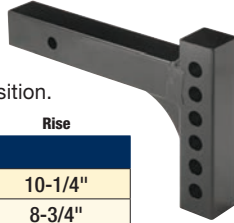


Max Hitch Wt.	Max GTW
1,200 lbs.	12,000 lbs.

Adjustable Hitch Bars

Designed for weight-distributing hitches, bars may be used in the raised or dropped position.

Part No.	Length	Drop	Rise
2" x 2" Hitch Bar			
REE3215	14"	6"	10-1/4"
REE54970	12"	4"-6"	8-3/4"
REE54998	12-1/4"	4-7/8"	6-7/8"



Brakeman Brake Control

REE83501


Unit meets all NHTSA regulations regarding tow vehicle/trailer stoplight activation. Compatible with one- or two-axle trailers, Brakeman is the perfect choice for today's towing vehicles.



Dual-Cam High-Performance Sway Control

REE26002

Prevents trailer sway before it begins, maintaining free and easy vehicle and trailer interaction while eliminating the noise associated with friction-style units. Installs on the trailer and does not require adjustment when connecting the trailer unless hitch or tow vehicle loading are changed. **Note: Requires usage of a weight-distributing hitch with integrated spring bars such as REE66022.**



Accu-Power Pod Brake Controller

REE80500 **NEW!**

Extremely compact and economically-priced, Accu-Power Pod brake controller may be mounted in any direction, utilizing up-front, easy-access adjustment controls. Suitable for trailers with one or two axles, unit has a Power-on LED for positive tow vehicle-to-trailer connection.



Weight Distributing Snap-Up Bracket

REE21501

Replacement bracket fits a variety of weight-distributing hitch systems including REE66022.



POD Hazard Warning Device

REEPD110200

Dual-use warning lights emit 350 lumens and feature nine different modes, including a SOS safety mode to alert passing motorists up to 1/4 mile away. The durable, weather-resistant plastic housing has multiple mounting options including magnet, swivel hook, or permanent base. Requires 3 AAA alkaline batteries per POD (not included). Pack of 2.



Brakeman IV Digital Brake Controller

REE83504 **NEW!**

Suitable for one- to four-axle trailers, Brakeman IV combines a small, compact design with a digital output indicator, up-front push buttons for sync and output, and diagnostics for overload and open ground. Plug-and-play unit may be mounted in any direction.



REMFLX

EXHAUST GASKETS

Exhaust Gaskets

Flexible graphite material gaskets deliver up to 50% crush and withstand over 2,000°F, eliminating burn-out and the need to re-torque. Gaskets offer superior sealing, even on exhaust header flanges that are warped or distorted. Weld Bead gaskets are offered for use with headers that use a weld bead to seal the flange. Sold per pair.



Part No.	Description
Small Block Chevrolet	
REM2004	262-400, 1-9/16" Dia. Round Port, Header Only
REM2005	262-400, 1-17/32" x 1-19/32" Square Port, Header Applications Only
REM2006	262-400, 1-3/8" x 1-1/2" Stock Port, Header/Manifold Applications
REM2007	262-400, Brodix Track 1, 1-1/2" 1-5/8" D-Port, Header Applications Only
REM2016	262-400, 1-5/16" x 1-3/8" Square Port, Weld Bead Header Applications
REM2031	262-400, 1-7/16" Round Port, Weld Bead Header Applications
REM2032	262-400, 1-1/4" x 1-5/8" Oval Port, Weld Bead Header Applications



Shock and Shaft Guard

RSGRRC1300B-500

Manufactured from high-impact materials, shock guard protects expensive shock absorbers from rocks and track debris. Shock guard mounts between the shaft Heim and jam nut, and includes an encapsulated aluminum mounting area that allows secure retention of the shock Heim. Fits all 7" to 9" shocks with removable shaft Heims.




Detail of the Setup



Vernier Adjustable High-Performance Timing Chain Sets

ROLCS1230

Top-of-the-line Gold Series Vernier adjustable sets' unique two-piece cam sprocket with elongated slots allows precise, virtually infinite timing adjustments. Special perimeter socket head screws secure the sprocket once the camshaft is degreed. All sets use nitrided premium billet steel sprockets and IWIS double-roller timing chains.



Application

Small Block Chevy 262-400, Torrington Bearing

High-Performance Timing Chain Sets

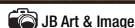
Rollmaster double-roller timing sets are available in Red Series and Gold Series. Red Series standard billet steel sets have an induction hardened, nine-keyway crankshaft sprocket and IWIS double-roller chain. Gold Series sets have nitrided premium billet steel sprockets for extended life. (All sets are available with $-.005"$ and $-.010"$ reduced center distances to fit line-bored engines. Add "LB5" for $.005"$ or "LB10" for $.010"$ reduced distance to the suffix of the part number. Example: [ROLCS1000-LB5](#).

Description Red Series Part No. Gold Series Part No.

Chevrolet		
Description	Red Series Part No.	Gold Series Part No.
Small Block 262-400, Thrust Washer	ROLCS1000	—
Small Block 262-400, Torrington Bearing	ROLCS1040	ROLCS1050



Brian Ruhman



Tyler Sturgeon



Robic®

Triple Timer ROB68899

Time up to three competitors at once with a single stopwatch.

- Stopwatch has (3) fully loaded time keeping modes; chronograph, speed timer in MPH or KPH, and countdown timer
- Start the timers simultaneously or separately
- Select from lap or split running times
- 180 memory recall of all (3) timers, review each without leaving the stopwatch
- View the memory recall in ascending or descending order
- 1/100 second precision up to 60 minutes
- Fastest, slowest, or average lap time and/or speed
- Time of day, alarm and calendar
- Water resistant design with EL backlight for low light or no light use
- Long life, lithium CR-2032 battery



Oslo Silver 2.0 ROB67744

Combines a multi-mode stopwatch with an easy-to-use countdown timer.

- Event, lap, or split timing
- 1/100 second precision to 10 hours
- Countdown timer shows time remaining
- Audible alarm at countdown
- Extra-large display
- Two-finish timer memory recall



Oslo Silver 60 ROB67764

A professional-quality stopwatch with 60 dual-memory recall, countdown timer.

- User-selectable lap, split, or dual split timing options
- Automatic lap counter to 199
- Extra-large display
- EL backlight for nighttime or low-light use
- Time of day, alarm, and calendar



High-Performance Lubricants

Royal Purple Extreme Performance and Racing (XPR) Motor Oil is the only engine oil with Synerlec, a superior lubricating ingredient which clings to all critical engine parts, creating less friction than any other petroleum or synthetic lubricant. Improved horsepower and longer engine life can be expected with this revolutionary lubrication product.

XPR SAE 0W8

An ultra-light viscosity synthetic oil recommended for small to medium displacement engines. Viscosity typical of a 0W8 oil.

1 Case
(6) 1-Qt. Bottles
ROY06009



XPR SAE 5W20

A light viscosity synthetic oil for small to medium displacement engines. Viscosity typical of 5W20 oil.

1-Qt. Bottle	1 Case (6) 1-Qt. Bottles
ROY01011	ROY06011



XPR SAE 0W20

A light viscosity oil formulated to withstand exotic fuels including alcohol and methanol. Viscosity is typical of 0W20.

1-Qt. Bottle	1 Case (6) 1-Qt. Bottles
ROY01008	ROY06008



XPR SAE 5W30

A horsepower and torque enhancing synthetic oil with superior wear characteristics. Viscosity typical of a 5W30 oil.

1-Qt. Bottle	1 Case (6) 1-Qt. Bottles	5-Gallon Pail
ROY01021	ROY06021	ROY05021





XPR SAE 5W40 ROY06042 **NEW!**

Synthetic lubricant is capable of enduring long intervals of extreme heat and high loading. Viscosity typical of a 5W40 oil. Sold in cases of (6) one-quart bottles.



XPR SAE 5W50 ROY06052 **NEW!**

Synthetic oil is designed for racing applications subjected to extended intervals of extreme heat and loading. Oil has a viscosity typical of 5W50. Sold in cases of (6) one-quart bottles.



XPR SAE 10W40

A synthetic oil capable of enduring long periods of extreme heat without breakdown. Viscosity typical of a 10W40 oil.

1-Qt. Bottle	1 Case (6) 1-Qt. Bottles	5-Gallon Pail
ROY01041	ROY06041	ROY05041



XPR SAE 20W50

A synthetic oil for performance engines that have used traditional 20W50 oils in the past. Provides as much as a 3% horsepower increase. Contains Synerlec, which has a very high load-carrying capacity.

1-Qt. Bottle	1 Case (6) 1-Qt. Bottles	5-Gallon Pail
ROY01051	ROY06051	ROY05051



Engine Break-In Oil

Highly refined mineral oil contains high levels of zinc and phosphorus to protect flat tappet and roller camshafts and valve train at initial start-up, and to promote piston ring seating. Not-API certified.

1-Qt. Bottle	1 Case (6) 1-Qt. Bottles
ROY11487	ROY06487



SAE Grade Motor Oils

A synthetic oil formulated for the commercial or daily driven vehicle, helps reduce heat and prolongs engine life. API certified.

1-Qt. Bottle	1 Case (6) 1-Qt. Bottles	5-Quart Bottle	1 Case (4) 5-Qt. Containers	5-Gallon Pail
0W-20				
ROY01020	ROY06020	ROY51020	ROY53020	—
0W-40				
ROY11484	ROY06484	—	—	—
5W-20				
ROY01520	ROY06520	ROY51520	ROY53520	—
5W-30				
ROY01530	ROY06530	ROY51530	ROY53530	ROY05530
5W-40				
ROY01540	ROY06540	—	—	—
10W-30				
ROY01130	ROY06130	ROY51130	ROY53130	ROY05130
15W-40				
ROY01154	ROY06154	—	—	ROY05154
30W				
ROY01030	ROY06030	—	—	—
40W				
ROY01040	ROY06040	—	—	—
50W				
ROY01050	ROY06050	—	—	—



Duralec Ultra Diesel Oil **NEW!**

Specifically formulated to meet the demands of today's heavy-duty diesel engines, Duralec Ultra Diesel Oil is fortified with a high level of ZDDP and Royal Purple's proprietary Synerlec additive technology. Lubricant is suitable for use in two- and four-cycle diesel applications in automotive, commercial fleet, and stationary industrial engines. Sold in one-gallon jugs or in cases.

Description	1-Gallon Jug	1 Case (3) 1-Gallon Jugs
10W-30	ROY83456	ROY80456
15W-40	ROY83561	ROY80561



Synchromax Manual Transmission Fluid

Recommended for manual transmissions requiring automatic transmission fluid or motor oil. Synerlec additive improves shift quality and reduces friction and gear noise over a wide temperature range. One-quart bottles.

1-Qt. Bottle	1 Case (6) 1-Qt. Bottles
ROY01512	ROY06512



Max-Gear Gear Oil

Max-Gear reduces frictional wear and heat through an impact-absorbing, non-shearing molecular structure.

Description	1-Qt. Bottle	1 Case (6) 1-Qt. Bottles	5-Gallon Pail
75W90	ROY01300	ROY06300	ROY05300
75W140	ROY01301	ROY06301	—





Max EZ Power Steering Fluid

A consistent, non-foaming high-performance fluid that resists high temperatures and pressures and increases pump life.

12-oz. Bottle	1 Case (12) 1-Qt. Bottles
ROY01326	ROY12326



Ultra-Performance Grease

Aluminum complex, water-resistant multi-service grease can withstand high temperatures and extreme loads.



14.5-oz. Tube
ROY01312

Purple Ice Radiator Super Coolant

Reduces the surface tension of the coolant so it can better penetrate heat transfer areas of the radiator. Provides a protective coating for aluminum parts, prevents corrosion and lubricates pump seals. Ideal for use in racing where glycol (anti-freeze) is not used.

12 oz. Bottle	1 Case (12) 16-oz. Bottles
ROY01600	ROY12600



Maxfilm Synthetic Penetrating Lubricant

Stops squeaks, loosens rusted parts, prevents rust and corrosion, and reduces wear. Maxfilm is so tough it can be used as a tapping fluid for cutting threads. Clings to metal surfaces for long-lasting protection.

11-oz. Can	1 Case (12) 11-oz. Cans
ROY05000	ROY15000



Max-Tuff Synthetic Assembly Lubricant

Synthetic lubricant is designed for use in assembling repaired equipment. Max-Tuff adheres to metal surfaces, creating a load-bearing physical barrier between surfaces, while also protecting against rust and corrosion.

8-oz. Bottle	1 Case (12) 8-oz. Bottles
ROY01335	ROY12335



Full Flow Hose Ends

Reusable, anodized aluminum fittings are lightweight and durable. Taper-designed hose ends are easy to assemble. The 37° angled sealing surface is compatible with other manufacturers' hose ends. Choose from blue/red, black/silver, or black anodized fittings in swivel or non-swivel designs.



Dash Size	Straight Blue/Red	Straight Black/Silver	Straight Black	45° Swivel Blue/Red	45° Swivel Black/Silver	45° Non-Swivel Black	90° Non-Swivel Blue/Red	90° Non-Swivel Black/Silver	90° Non-Swivel Black
-4	RUS610010	RUS610013	RUS610015	RUS610080	—	RUS610085	RUS610150	—	RUS610155
-6	RUS610020	RUS610023	RUS610025	RUS610090 *	RUS610093	RUS610095 *	RUS610160 *	RUS610163 *	RUS610165 *
-8	RUS610030	RUS610033	RUS610035	RUS610100 *	RUS610103	RUS610105 *	RUS610170 *	RUS610173 *	RUS610175 *
-10	RUS610040	RUS610043	RUS610045	—	—	RUS610115 *	RUS610180 *	RUS610183 *	RUS610185 *
-12	RUS610050	—	RUS610055	—	—	RUS610125	—	—	RUS610195

* Only available in swivel-style hose end.



ProClassic Crimp-On Swivel Hose Ends

Aluminum ProClassic hose ends swivel a full 360° and are easy to assemble. Install the crimp collar over the hose, push the hose onto the fitting, and crimp the collar with the manual crimper and the proper die (collars and dies are sold separately). All fittings have a black/silver anodized finish.



Dash Size	Straight Hose End	45° Hose End	90° Hose End	120° Hose End	180° Hose End
-4	RUS610403	—	—	—	—
-6	RUS610463	RUS610473	RUS610483	RUS610493	RUS610513
-8	RUS610523	RUS610533	RUS610543	RUS610553	—
-10	RUS610583	RUS610593	RUS610603	—	—
-12	RUS610643	—	RUS610663	RUS610673	—

Crimp Collars

For use with ProClassic crimp-on swivel hose ends. Packs of six.

Part No.	Description
RUS610353	-4
RUS610363	-6
RUS610373	-8
RUS610383	-10
RUS610393	-12



ProClassic Hose

Lighter and easier to assemble than stainless steel braided hose and is compatible with fuel, oil, or antifreeze. Lightweight nylon fiber outer braid with extruded synthetic rubber core has a 350 PSI pressure rating and may be used with full-flow swivel hose ends.



Dash Size	3 Feet	6 Feet	10 Feet	20 Feet
-6	RUS632053	RUS632063	RUS632073	RUS632093
-8	RUS632103	RUS632113	RUS632123	RUS632143
-10	RUS632153	RUS632163	RUS632173	RUS632193
-12	RUS632203	RUS632213	RUS632223	RUS632243

ProClassic II Hose **NEW!**

Utilizing an all-black nylon braided outer cover and a CPE synthetic rubber inner liner, ProClassic II has a maximum working pressure of 350 PSI and is fully compatible with fuel, oil, and antifreeze. Recommended for use with Full Flow hose ends, Non-Swivel, Swivel, ProClassic, and ProClassic II Crimp-On hose ends. Sold in pre-packaged lengths.



Part No.	Description
RUS632095	-6AN x 20'
RUS632125	-8AN x 10'

Proflex Stainless Steel Braided Hose

Stainless steel outer braid and Chlorinated Polyethylene (CPL) synthetic liner with flexible nylon inner resist abrasion and will not collapse. Hose has a temperature range of -40°F to +350°F and is compatible with all hydrocarbon and alcohol-based fuels, lubricants, and additives. For use with Full Flow hose ends.



Dash Size	I.D.	OD.	3 Feet	6 Feet	10 Feet	15 Feet	20 Feet
-4	7/32"	1/2"	RUS632000	RUS632010	—	—	—
-6	11/32"	9/16"	RUS632050	RUS632060	RUS632070	RUS632080	RUS632090
-8	7/16"	5/8"	RUS632100	RUS632110	RUS632120	RUS632130	RUS632140
-10	9/16"	25/32"	RUS632150	RUS632160	RUS632170	RUS632180	RUS632190
-12	11/16"	29/32"	RUS632200	RUS632210	RUS632220	RUS632230	—
-16	7/8"	1-1/8"	RUS632250	RUS632260	—	—	—

Twist-Lok Hose

High-quality, economical Twist-Lok hose is manufactured using a CPE synthetic rubber liner covered with a reinforcing fabric braid, resulting in a product that is lightweight and flexible. Hose is pressure rated up to 250 PSI, suitable for use with most fuel and oil systems. Not recommended for use with power steering systems. Compatible with all AN style fittings. Offered in black only.



Dash Size	I.D.	O.D.	3 Feet	6 Feet	10 Feet	15 Feet	25 Feet
-4	1/4"	15/32"	RUS634343	RUS634353	RUS634103	RUS634113	—
-6	3/8"	5/8"	RUS634363	RUS634373	RUS634143	RUS634153	RUS634163
-8	1/2"	23/32"	RUS634383	RUS634393	RUS634183	RUS634193	RUS634203
-10	5/8"	13/16"	RUS634403	—	RUS634223	—	RUS634243

Twist-Lok Hose Ends

Lightweight aluminum hose ends are up to 40% lighter than conventional units and are easy to assemble or disassemble. The 37° sealing surface is compatible with other manufacturers' hose ends. Fittings are available in blue or black anodizing. For use only with Twist-Lok hose.




Dash Size	Straight Blue	Straight Black	45° End Blue	45° End Black	90° End Blue	90° End Black
-4	RUS624000	RUS624003	—	—	RUS624150	RUS624153
-6	RUS624010	RUS624013	RUS624080	RUS624083	RUS624160	RUS624163
-8	RUS624020	RUS624023	—	RUS624093	RUS624170	RUS624173
-10	RUS624030	RUS624033	RUS624100	RUS624103	RUS624180	RUS624183

Full Flow 90° Swivel Pipe Thread Hose Ends

Unique, pipe thread-to-hose swivel ends need no separate adapter for direct connection to fuel pumps, fuel filters, fuel regulators, oil pumps, etc. Red and blue anodized fittings have a tapered hose end for easy assembly.

Dash Size	Pipe Size	90° Swivel
-6AN	1/4"	RUS612090
-6AN	3/8"	RUS612100
-8AN	1/2"	RUS612110



Full Flow 90° Radius Port Hose End O-Ring Boss

Dash Size	Thread	Part No.
-6	9/16"-18	RUS612463
-8	3/4"-16	RUS612473
-10	7/8"-14	RUS612433



Straight Swivel Coupler

Offered in black only.

Part No.	Dash Size
RUS640003	-6
RUS640013	-8
RUS640023	-10
RUS640033	-12



Allen Socket Pipe Plug

Offered in black only.

Part No.	NPT Size
RUS662033	1/8"
RUS662043	1/4"
RUS662053	3/8"
RUS662063	1/2"





Fuel Pressure Take Off Adapters

All adapters have 1/8" NPT port. Offered with red/blue or black anodized finishes.



Dash Size	RUS670290 Red/Blue	RUS670343 Black
-4	RUS670290	—
-6	RUS670340	RUS670343
-8	RUS670350	RUS670353
-10	RUS670360	—

Competition Fuel Filters

Billet aluminum in-line filters for high-volume fuel systems have 40-micron disc elements. Available with polished, red and blue, or black anodized finishes.



Description	Polished	Red/Blue	Black
-6AN Male Ports, 3"L x 1-1/4" Dia.	RUS650140	RUS650130	RUS650133
-8AN Male Ports, 3-1/4"L x 1-1/4" Dia.	RUS650110	RUS650100	RUS650103

Speed Bleeder Bag

RUS639500

Speed bleeder bag catches fluid during brake bleeding, preventing messy spills. Includes 12-oz. capacity plastic bag and plastic tubing.



AN Flare to NPT Adapters

Offered with choice of blue or black anodized finishes.



Dash Size	NPT Size	Straight Blue	Straight Black	45° Blue	45° Black	90° Black
-6	1/8"	RUS660450	RUS660453	—	—	—
-6	1/4"	RUS660440	RUS660443	—	—	RUS660823
-6	3/8"	RUS660460	RUS660463	RUS662390	—	RUS660843
-6	1/2"	RUS670150	—	—	—	—
-8	3/8"	RUS660480	RUS660483	—	RUS660963	RUS660863
-8	1/2"	RUS660490	RUS660493	—	—	—
-10	3/8"	RUS670030	RUS670033	—	—	—
-10	1/2"	RUS660500	RUS660503	—	RUS660973	RUS660883
-12	1/2"	—	RUS660523	—	—	—
-12	3/4"	—	RUS660513	—	—	—

Speed Bleeder

Patented bleeder valve has a spring-loaded, one-way ball and check valve. The stainless steel check ball opens to allow the old fluid and air out then closes automatically between pumps, preventing air from re-entering the line. Replaces original bleeder valve in caliper or wheel cylinder. Sold two per package.



Part No.	Thread	Overall Length
RUS639520	8mm x 1.25mm	24mm
RUS639530	5/16"-24	1"
RUS639540	1/4"-28	.940"
RUS639560	10mm x 1.0	35mm
RUS639570	7mm x 1.0	34mm
RUS639580	10mm x 1.5	30mm
RUS639590	3/8"-24	1.50"
RUS639610	10mm x 1.25	33mm
RUS639630	10mm x 1.0	33mm



Model LT Installed Vehicle Fire Protection Systems

Safecraft's lightest fire protection systems are used by many professional open wheel teams. LT systems feature a white powder-coated 5- or 10-pound bottle with billet aluminum activation head. Two separate discharge outlets allow running lines to both the driver and the engine or fuel cell area. The bottle has a slim profile and swivel head for quick and easy installation.

Model LT5 Circle Track Fire Protection System SFCLT5JAA

Pull cable-activated system features a 5-lb. bottle filled with FE36, and meets strict SCCA requirements and SFI 17.1 certification. The discharge head includes two separate discharge ports, allowing separate lines for the driver and engine. Kit includes white powder-coated charged extinguisher, aluminum mounting bracket, aircraft "T"-bar clamps, 10' of aluminum discharge line, three spray nozzles with fittings, 15' pull cable, and installation hardware.



Model LT10 Circle Track Fire Protection System SFCLT10JAA

LT10 system features a lightweight 10-pound FE36-charged cylinder with compact, billet aluminum discharge head and pull-cable activation. System meets strict SCCA requirements and SFI 17.1 certification. The discharge head includes two separate discharge ports, allowing separate lines for the driver and engine. Sold complete with white powder coated charged extinguisher, aircraft "T"-bar clamps, 10' of aluminum discharge line, three spray nozzles with fittings, 15' pull cable, and installation hardware.



Model LT Replacement Components

Part No.	Description
SFC54-1431	Mount Brackets (2), Model LT10, Surface Mount
SFC54-1475-1	Mount "T"-Bolt Clamps (2), Model LT5
SFC54-2001	Aluminum Discharge Tubing Kit, 1/4" O.D. x 10'
SFC54-2002	Steel Discharge Tubing Kit, 1/4" O.D. x 10'
SFC56-1421	Pull Cable Assembly with Safety, 15', All Models



Professional Series Quick-Change Gears

Gears are aircraft-grade steel for maximum strength. Each gear has a shaved finish to minimize backlash and run-out, and is broached for a 10-spline shaft. A 5-step heat-treating process yields maximum gear life for high-stress applications. Gears have a black oxide finish and lightened faces to reduce rotating weight without sacrificing strength.



Gear Set No.	4.11 Ring and Pinion (9-37 Teeth)		No. of Teeth	4.86 Ring and Pinion (7-34 Teeth)	
	Low	High		Low	High
SCS01	4.11	4.11	21/21	4.86	4.86
SCS02	3.96	4.26	27/28	4.68	5.04
SCS05	3.94	4.28	24/25	4.66	5.07
SCS15	3.90	4.33	19/20	4.61	5.12
SCS15K	3.85	4.38	15/16	4.56	5.18
SCS26	3.83	4.41	27/29	4.52	5.22
SCS06	3.78	4.46	23/25	4.47	5.28
SCS25	3.74	4.52	20/22	4.42	5.35
SCS12	3.68	4.58	26/29	4.36	5.42
SCS07	3.63	4.64	23/26	4.30	5.49
SCS07K	3.58	4.69	21/24	4.23	5.54
SCS17	3.55	4.76	19/22	4.19	5.63
SCS08K	3.49	4.83	17/20	4.13	5.71
SCS08	3.48	4.85	22/26	4.11	5.75
SCS19	3.45	4.89	21/25	4.08	5.78
SCS09K	3.42	4.93	25/30	4.05	5.83
SCS09	3.39	4.97	19/23	4.01	5.88
SCS11	3.35	5.04	22/27	3.96	5.97
SCS03	3.31	5.10	25/31	3.92	6.03
SCS13	3.29	5.14	20/25	3.89	6.08
SCS18	3.25	5.19	19/24	3.85	6.13
SCS04K	3.21	5.26	18/23	3.80	6.21
SCS04	3.18	5.31	24/31	3.76	6.28
SCS20	3.16	5.34	20/26	3.74	6.32
SCS22	3.12	5.41	19/25	3.69	6.39
SCS16	3.08	5.48	24/32	3.65	6.48
SCS10	3.04	5.55	20/27	3.60	6.56
SCS34	3.00	5.63	19/26	3.55	6.65
SCS14	2.95	5.72	23/32	3.50	6.76
SCS14K	2.93	5.76	20/28	3.47	6.81
SCS35	2.91	5.80	17/24	3.44	6.86
SCS32K	2.87	5.89	23/33	3.39	6.97
SCS24	2.83	5.96	20/29	3.35	7.04
SCS36	2.80	6.04	17/25	3.30	7.15
SCS37	2.78	6.07	23/34	3.29	7.18
SCS23	2.74	6.16	18/27	3.24	7.29
SCS21	2.69	6.28	17/26	3.18	7.43
SCS27	2.66	6.35	22/34	3.15	7.51
SCS43	2.63	6.42	16/25	3.11	7.59
SCS28	2.60	6.49	19/30	3.08	7.67
SCS29	2.57	6.58	15/24	3.04	7.77
SCS30	2.53	6.67	16/26	2.99	7.89
SCS41	2.49	6.77	17/28	2.95	8.00
SCS31	2.46	6.85	21/35	2.91	8.10
SCS33K	2.43	6.94	16/27	2.88	8.20
SCS30K	2.37	7.12	15/26	2.80	8.42

Sportsman Series Quick-Change Gears

A quality gear priced for the sportsman racer! Sportsman Series, unlightened 10-spline gears are CNC crown-hobbed from 8620 material, then heat-treated and REM-finished prior to shipment.



Gear Set No.	4.11 Ring and Pinion (9-37 Teeth)		No. of Teeth	4.86 Ring and Pinion (7-34 Teeth)	
	Low	High		Low	High
SCS101	4.11	4.11	28/28	4.86	4.86
SCS102	3.96	4.26	27/28	4.68	5.04
SCS1015K	3.85	4.38	15/16	4.56	5.18
SCS1026	3.83	4.41	27/29	4.52	5.24
SCS106	3.78	4.46	23/25	4.47	5.28
SCS1025	3.74	4.52	20/22	4.42	5.35
SCS1012	3.68	4.58	26/29	4.36	5.42
SCS107	3.63	4.64	23/26	4.30	5.49
SCS107K	3.58	4.69	21/24	4.23	5.54
SCS1017	3.55	4.76	19/22	4.19	5.63
SCS108K	3.49	4.83	17/20	4.13	5.71
SCS108	3.48	4.85	22/26	4.11	5.75
SCS1019	3.45	4.89	21/25	4.08	5.78
SCS109K	3.42	4.93	25/30	4.05	5.83
SCS109	3.39	4.97	19/23	4.01	5.88
SCS1011	3.35	5.04	22/27	3.96	5.97
SCS103	3.31	5.10	25/31	3.92	6.03
SCS1013	3.29	5.14	20/25	3.89	6.08
SCS1018	3.25	5.19	19/24	3.85	6.13
SCS104K	3.21	5.26	18/23	3.80	6.21
SCS104	3.18	5.31	24/31	3.76	6.28
SCS1020	3.16	5.34	20/26	3.74	6.32
SCS1022	3.12	5.41	19/25	3.69	6.39
SCS1016	3.08	5.48	24/32	3.65	6.48
SCS1010	3.04	5.55	20/27	3.60	6.56
SCS1034	3.00	5.63	19/26	3.55	6.65
SCS1014	2.95	5.72	23/32	3.50	6.76
SCS1014K	2.93	5.76	20/28	3.47	6.81
SCS1035	2.91	5.80	17/24	3.44	6.86
SCS1032K	2.87	5.89	23/33	3.39	6.97
SCS1024	2.83	5.96	20/29	3.35	7.04
SCS1036	2.80	6.04	17/25	3.30	7.15
SCS1037	2.78	6.07	23/34	3.29	7.18
SCS1023	2.74	6.16	18/27	3.24	7.29
SCS1043	2.63	6.42	16/25	3.11	7.59
SCS1028	2.60	6.49	19/30	3.08	7.67
SCS1029	2.57	6.58	15/24	3.04	7.77
SCS1041	2.49	6.77	17/28	2.95	8.00
SCS1031	2.46	6.85	21/35	2.91	8.10

Note: On short tracks such as 1/4, 3/8, and 1/2 mile, the larger gear is most commonly used on top. Example: if you have a 4:11 ring and pinion and you install a #4 gear set with the big gear on top you will have a 5:31 ratio.

- High designation on chart means higher numerical number, but lower gear ratio.
- Low designation on chart means lower numerical number, but higher gear ratio.



6-Spline Quick-Change Gears

Manufactured from aircraft-grade 9310 alloy for maximum strength, 6-spline quick-change gears are crown hobbled, broached for 6-spline shaft fit, and black oxide-finished for corrosion protection. Gears undergo a five-step heat-treating process to deliver maximum durability.

Part No.	Number of Teeth	Gear Ratio	3.78 R&P		4.11 R&P		4.33 R&P	
			Low	High	Low	High	Low	High
SCS62	26/27	1.038	3.64	3.93	3.96	4.27	4.17	4.50
SCS63	26/28	1.076	3.51	4.07	3.82	4.43	4.02	4.66
SCS625	18/24	1.333	2.84	5.04	3.08	5.48	3.25	5.77
SCS623	16/22	1.375	2.75	5.20	2.99	5.65	3.15	5.95
SCS68	20/28	1.400	2.70	5.29	2.94	5.75	3.09	6.06
SCS622	19/27	1.421	2.66	5.37	2.89	5.84	3.05	6.15
SCS69	16/23	1.437	2.63	5.43	2.86	5.91	3.01	6.22
SCS610	22/32	1.454	2.60	5.50	2.83	5.98	2.98	6.30
SCS611	16/24	1.500	2.52	5.67	2.74	6.17	2.89	6.50
SCS612	21/32	1.523	2.48	5.76	2.70	6.26	2.84	6.60
SCS613	18/28	1.555	2.43	5.88	2.64	6.39	2.78	6.74
SCS615	15/24	1.600	2.36	6.05	2.57	6.58	2.71	6.93
SCS616	16/26	1.625	2.33	6.14	2.53	6.68	2.66	7.04
SCS617	20/33	1.650	2.29	6.24	2.49	6.78	2.62	7.14
SCS618	20/34	1.700	2.22	6.43	2.42	6.99	2.55	7.36



Replacement Adjusting Nuts for Roller Rocker Arms

Part No.	Description
SHPPL038K	3/8" Adjusting Nut, 4 Per Pack
SHPPL716K	7/16" Adjusting Nut, 4 Per Pack



Aluminum Roller Rocker Arm Sets

Sharp is the original producer of needle-bearing roller-tip aluminum rocker arms. Friction-free design has shown gains of 15-40 horsepower.

Note: For single rocker arms add "-1" to the end of the part number.



Part No.	Stud	Ratio
SB Chevy 265-400		
SHPS1001	3/8"	1.5
SHPS1002	3/8"	1.6
SHPS1004 *	7/16"	1.5
SHPS1005	7/16"	1.6
SHPS1006	7/16"	1.65

* Signifies rocker arms that are also available by special order with .050" or .150" offset intakes.



Custom Earbud Molding Kit RGREAR-MOLD-KIT-G

Do-it-yourself kit allows making custom ear molds for truly optimum comfort and unsurpassed audio performance. Includes syringe, two-part impression material, and instructions.



Challenger Semi-Custom Molded Ear Bud Speakers with 1/8" Mono Plug RGRCHALLENGER-SEMI

Based off of a custom-style mold made to fit a variety of ears, these earbuds will have you hearing great quality audio while blocking out environmental noise.



Crew Chief/Spotter Headset and Radio Packages

Designed for crew chiefs or spotters, single person package combines the H42 headset with a digital handheld radio and coiled headset jumper cable. Choose from packages with V3 or Digital UHF handheld radios.



Part No.	Description
RGRCREW-RDH-U	Digital UHF Radio
RGRCREW-RDH-V3	V3 Analog Radio

Nitro Bee UHF Receiver RGRNITRO-BEE-UHF

Developed for race drivers and teams where scanners aren't legal, the Nitro Bee UHF receiver offers reliable, one-way communication. Compact, affordable unit is sold complete with stereo ear buds and holster clip.





Sprint Car Fuel Cells

These complete tank assemblies include ultra-durable calendared rubber bladder, cross link polyethylene roto-molded shell, low-profile vent check valve, and 4"x6" fill plate with flush cap.



Part No.	Complete	Replacement Shell
PLA0S-228-T	28-Gallon Cell, Complete Assembly with Top Pick-Up	PLAFTOS28
PLA0S228B-T	28-Gallon Cell, Complete Assembly with Baffle and Top Pick-Up	PLAFTOS28
PLA0S228C-T	28-Gallon Cell, Complete Light Weight Assembly with Collector Box and Filter	PLAFTOS28
PLAFTA0S230-TA	30-Gallon Cell, Complete Assembly with Top Pick-Up	PLAFTOS30
PLAFTA0S230B-TA	30-Gallon Cell, Complete Assembly with Baffle and Top Pick-Up	PLAFTOS30
PLAFTA0S230ST-TA	30-Gallon Cell, Complete Assembly with Smart Trap Box with Filter	PLAFTOS30

Replacement Parts

Part No.	Description
PLASAC-002	Front Cover Plate, 4" x 6" For Sprint Cells
PLASAC-045-12	-12AN Top Pick-up Fitting
PLASAC-061	Fuel Cell Top Plate and Cap

PLASAC-061



Mini Sprint Fuel Tanks

Complete Part No.	Description
PLA0MS214-BL	Hyper 8 Bottom, Pick Up



SB Chevy Aluminum Valve Covers

Part No.	Description
PLAVC1	No Crossover
PLAVC2-SINGLE	Single Crossover with Breather

PLAVC2-SINGLE



Small Block Chevy Aluminum Fabricated Valve Covers with Spring Oilers

PLAVC3

Stock-height, natural finish, fabricated valve covers manufactured with -3AN fitting welded to each cover allow oil to be sprayed directly on the valve train. Sold in pairs.



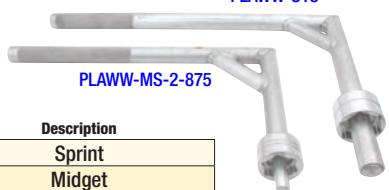
Wheel Wrenches

Aluminum wheel wrenches for sprints, midgets and mini-sprints.

Part No.	Description
PLAWW-S18	Sprint
PLAWW-M-31	Midget
PLAWW-MS-2-875	Mini Sprint

PLAWW-S18

PLAWW-MS-2-875



Sprint Car Direct Engine Mount Radiator Kit PLASRS15CFDM-SP-KIT

This kit allows the radiator to stay attached to the motor all the time, making engine changes quicker and easier during race nights. Kit contains custom-built cross-flow radiator, overflow can, lower mounting brackets, small or big KSE water pump front housing, and all necessary hardware. Radiator measures 20-5/8" wide x 16" high x 1-3/4" thick. Manufactured with four -10AN female inlets and center outlet.



Sprint and Mini Sprint Radiators

Sprint double-pass radiator is designed for maximum efficiency. Brackets on side are used to mount right into the chassis. Mini-sprint radiator is 12" tall x 17-3/4" wide with 3/4" NPT inlet and outlet. Includes top flange and 3/8" pins for mounting to roll cage. Double-pass design provides exceptional cooling.



Part No.	Description
PLASRS-15	Sprint Radiator, 21" x 20", 1-1/2" Outlet
PLASRS-15CF	Sprint Cross Flow Radiator, 20-5/8" x 16", 1-1/2" Outlet
PLAMSR	Mini-Sprint Radiator, 12" x 17-3/4", Chassis Mount

Dry Sump Tanks and Bracket

The tank has a 1-1/4" breather tube with single -16AN return and -12AN pickup exiting the bottom. Engine breathes through the oil tank. Eliminates the need for crossover tubes.

Part No.	Description
PLA0T-626LH-IB-16SC	Dry Sump Oil Tank, 26" Tall
PLA0T-626LH-IB-12P	Dry Sump Oil Tank, 26", -12AN Return
PLA0TMB-1	One Piece Oil Tank Mounting Bracket



Small Block Chevy Aluminum Fabricated Valve Covers with Spring Oilers

PLAVC3

Stock-height, natural finish, fabricated valve covers manufactured with -3AN fitting welded to each cover allow oil to be sprayed directly on the valve train. Sold in pairs.



Remote Dry Sump Oil Tank PLA0T624CCLH-12S

This eight-quart remote mount aluminum oil tank is designed to eliminate the need for cross-over tubes by allowing the engine to breathe through the tank. Manufactured with two -12AN male inlets, one -16AN male outlet, and one -12AN male breather port. The 3/4" diameter "candy cane" style breather tube come with a K&N filter. 26" tall x 6" O.D. Natural finish.



Throttle Pedal PLATP

Floor mounted throttle pedal for Sprints and Midgets.





Direct Mount Hubs **SND1015-15F-9**

Forged aluminum hubs directly replace front wheel centers on Superlite-type spindles. Hubs are sold in pairs with Timken bearings and races, seals, dust covers with O-rings, studs, and lug nuts.



Part No.	Description
Replacement Components	
SND113	Lug Nut, 5/8"-11, Each

Shortie Spindles **SNDS501**

Sander style aluminum spindles have tubular spindle pins. Sold individually with spindle nuts, locking pins, and washers.



Part No.	Description
Replacement Components	
SNDS512	Spindle Nut and Washer Kit, Pair
SNDS514	King Pin Bushing, Sold Each(Must Be Honed after Installation)

Tubular King Pins and Caps

Part No.	Description
SNDS167-1	Sprint Tubular King Pin, .859" Dia., Fits SNDS500 or SNDS501 Spindles with SNDS167C Cap
SNDS167C	Locking Cap, 1/2"-20 Threads



Rear Cam Drive Components

Part No.	Description
SNDS202	Cam Drive, Std. RH 9/16"-18 Threads, 1" Long Body, 1-5/8" Overall Length
SNDS203	2.100" O.D. Cam Seal, Includes Plate and Seal for SB Chevy



Birdcage Clevis

Part No.	Description
SNDS620-1	Steel W-Link Clevis, 1/2" Shank, 3/8" Hole for Pin, for Birdcages with a 1/2" Clevis Hole
SNDS620	Steel W-Link Clevis, 5/8" Shank, 3/8" Hole for Pin, for Birdcages with a 5/8" Clevis Hole



Tubular Torsion Bars **SNDS155-30-1000**

Tubular torsion bars cut approximately 3 pounds and react more quickly. All have 30" Long, 1-1/8" x 48-spline with 1" bushings and a 3/4" through-hole.



Tubular Driveshafts **SNDS164-16-30**

Super-strong, lightweight driveshafts have 16-10 splines and are 30" long.



Torsion Bar Bronze Bushings

Part No.	Description
SNDS148B	Fits 1-1/2" Tube with .120" Wall
SNDS149B	Fits 1-1/2" Tube with .095" Wall



Racing Wheels

CNC cold-spun wheel halves are cold-formed over a two-stage mandrel and heat-treated twice, resulting in a perfect wheel. Bead locks are billet, not formed or welded. Six-pin centers are machined from billet aluminum for maximum weight savings. Halves are polished and lock ring is anodized. Include mud covers.



Part No.	Description	Size	Back Spacing
SND15-083-DN	Direct Mount Wheel, No Beadlock	15" x 8"	3"
SND15-156-S11	Splined Wheel, Inside Beadlock #1	15" x 15"	6"

Wheel Accessories



Part No.	Description
SND1-08	15" x 8" Wheel Half, No Beadlock
SND1020-15	Splined Rear Wheel Center - Natural Aluminum
SND1020-15F	Splined Rear Wheel Center - Polished Aluminum
SND15-010	15" 16-Bolt Beadlock Ring, #1 Type, No Mud Cover
SND15-020	15" 16-Bolt Beadlock Ring, #2 Type, No Mud Cover
SND15-022	Mud Cover, #2 Type, with Quick Fastener Button

U-Joint Assemblies


U-joint assembly eliminates over two pounds of rotating weight.

Part No.	Description
SNDS304A	Aluminum U-Joint Assembly
SNDS304AS	Aluminum to Steel U-Joint Assembly



Front Brake Hat **SND1055**

Lightweight aluminum hat fits 12.18" diameter vented rotor. Should be used with **SNDS517** mounting stands, which mount to the back side with 8 x 7.62" bolt pattern rotor.



Front Rotor Mount Kit **SNDS517**

Kit includes 3 stands and 3 flat-head bolts, both with 1/2"-20 threads.



Front Mount Caliper Bracket **SND1054-2**

Caliper bracket is engineered for use with Sander **SNDS501** or 2000 series spindles and accepts 4-piston calipers with 5.25" mounting. Sold each.





Sport Race Parts

Samco® Sport Race Parts offers a wide range of high-performance silicone hoses to withstand temperatures to 355°F. Standard silicone hoses are not suitable for carrying fuel/oil. See specific fuel/oil hoses.

135°, 90°, AND 45° ELBOWS

Bore (In.)	135° Black	135° Blue	90° Black	90° Blue	45° Black	45° Blue
1-1/4"	—	—	SAME9032BLACK	SAME9032BLUE	SAME4532BLACK	SAME4532BLUE
1-1/2"	SAME13538BLACK	SAME13538BLUE	SAME9038BLACK	SAME9038BLUE	SAME4538BLACK	SAME4538BLUE
1-3/4"	—	—	SAME9045BLACK	SAME9045BLUE	SAME4545BLACK	SAME4545BLUE



90° ELBOW AND STRAIGHT REDUCERS

Reducer Dia.	90° Elbow Reducer Black	Straight Hose Reducer Black	Straight Hose Reducer Blue
1-1/2" To 1-1/4"	—	SAMSR38-32BLACK	SAMSR38-32BLUE
1-1/2" To 1-3/8"	SAMRE9038-35BLACK	—	—
1-3/4" To 1-1/4"	—	SAMSR45-32BLACK	—
1-3/4" To 1-1/2"	SAMRE9045-38BLACK	SAMSR45-38BLACK	SAMSR45-38BLUE



Sprint Car Lower Radiator Hose

Bore (In.)	Black	Blue
1-1/2"	SAMTB-4735BLACK	SAMTB-4735BLUE
1-3/4"	SAMTB-5330BLACK	SAMTB-5330BLUE



Alloy Joiners


Part No.	Bore (In.)
SAMAJ38	1-1/2"
SAMAJ45	1-3/4"



Straight Hose

Sold in 3' lengths.

Bore (In.)	Black	Blue
1-1/2"	SAMSHL38BLACK	SAMSHL38BLUE
1-3/4"	SAMSHL45BLACK	SAMSHL45BLUE



Stainless Hose Clamps

Sold in packs of ten.

Part No.	Size	O.D. Range (mm)	O.D. Range (In.)
SAMHCB30	30	22-30	1.187"
SAMHCB40	40	30-40	1.562"
SAMHCB45	45	35-45	1.750"
SAMHCB50	50	35-50	1.968"



Endurance Series Shaft Mount Rocker Arms

Made to endure the most demanding racing applications, Endurance Series shaft-mount rocker arms offer optimal valvetrain performance and geometry. Narrow body rocker arms are manufactured from aircraft-grade aluminum and incorporate centerless-ground shafts and a full complement of needle bearings. Sold complete with rocker arms, rocker shafts, and necessary hardware.



Part No.	Description
SPN3500	Small Block Chevy 265-400, 1.5/1.5 Ratio
SPN3502	Small Block Chevy 265-500, 1.6/1.6 Ratio

Race Series Aluminum Roller Rocker Arms

Blue anodized rocker arms have needle-bearing fulcrum assemblies, wide-contact roller tips, and locking nuts. Sold in sets of 16. May be purchased individually (add -1 at the end of the part number).

Part No.	Description
Small Block Chevy 265-400	
SPN1000	1.5 Ratio, 3/8" Stud
SPN1001	1.5 Ratio, 7/16" Stud
SPN1002	1.6 Ratio, 3/8" Stud
SPN1003	1.6 Ratio, 7/16" Stud
SPN1009	1.65 Ratio, 7/16" Stud
SPN1028	1.5/1.6 Ratio, 7/16" Stud
Replacement Poly Locks	
SPNPL38-4	3/8" Poly Lock, 4-Pack
SPNPL716-4	7/16" Poly Lock, 4-Pack





Excalibur

Forged Steel Crankshafts **NEW!**

Offered for popular small block Chevy applications, Excalibur lightweight crankshafts are manufactured from 4340 non-twist forgings, which have been precision ground, heat treated, and nitrate-hardened for superior wear resistance. Crankshafts weigh 48 lbs. and feature innovative oiling holes that increase the amount of oil traveling from the main to the rod bearings, improving durability.



Part No.	Description	Stroke	Rod Length	Rod Journal
SB Chevy 350				
SCA7-350-3480-5700	Int. Balance, 2-Pc. Seal	3.480"	5.700"	2.100"
SCA7-350-3750-5700	Ext. Balance, 2-Pc. Seal	3.750"	5.700"	2.100"
SCA7-350-3750-6000	Int. Balance, 2-Pc. Seal	3.750"	6.000"	2.100"
SCA7-350-3875-6000	Int. Balance, 2-Pc. Seal	3.875"	6.000"	2.100"
SCA7-350-4000-6000	Int. Balance, 2-Pc. Seal	4.000"	6.000"	2.100"
SB Chevy 400				
SCA7-400-4000-6000	Int. Balance, 2-Pc. Seal	4.000"	6.000"	2.100"

Excalibur 4340

Lightweight Forged Crankshafts

Offered for small block Chevy, Excalibur lightweight crankshafts are manufactured from 4340 non-twist forgings, which have been precision-ground, heat-treated, and nitride-hardened for superior wear resistance.



Part No.	Description	Stroke	Rod Length	Rod Journal
SB Chevy				
SCA7-350-3750-6000	Int. Balance, 1-Pc. Rear Seal	3.750"	6.000"	2.100"
SCA7-350-3875-6000	Int. Balance, 1-Pc. Rear Seal	3.875"	6.000"	2.100"
SCA7-350-4000-6000	Int. Balance, 1-Pc. Rear Seal	4.000"	6.000"	2.100"
SCA7-400-4000-6000	Int. Balance, 1-Pc. Rear Seal	4.000"	6.000"	2.100"

F43 Series

Forged 4340 Steel Crankshafts

Forged 4340 steel crankshafts are exceptionally light (just 40-42 pounds), with pendulum cut and profiled counterweights, and gun-drilled main line holes. Crankshafts are nitride-hardened for increased wear resistance. Straight shot, chamfered oil holes improve lubrication.



Part No.	Description	Stroke	Rod Length	Rod Journal
SB Chevy 350				
SCA4-350-3480-5700-18LW	Honda Journal, 2-Pc. Rear Seal	3.480"	5.700"	1.888"
SCA4-350-3480-5700-20LW	Small Journal, 2-Pc. Rear Seal	3.480"	5.700"	2.000"
SCA4-350-3480-5700-21LW	Large Journal, 2-Pc. Rear Seal	3.480"	5.700"	2.100"
SCA4-350-3500-5700-18LW	Honda Journal, 2-Pc. Rear Seal	3.500"	5.700"	1.888"
SCA4-350-3500-5700-21LW	Large Journal, 2-Pc. Rear Seal	3.500"	5.700"	2.100"
SB Chevy 400				
SCA4-400-4000-6000-21LW	Large Journal, 2-Pc. Rear Seal	4.000"	6.000"	2.100"

Forged 4340 Steel Crankshafts

Cranks are nitride-hardened and straightened, with large fillet radius on all journals for increased lubrication. All rod journals have lightening holes. Each crank has straight shot, back-drilled oiling for maximum efficiency. Available in standard, lightweight, and superlight models. Lightweight cranks are knife-edged and profiled for weight reduction. Superlight cranks feature pendulum undercut counterweights for additional weight reduction. All cranks are micropolished and inspected.



Part No.	Description	Stroke	Rod Length	Rod Journal
SB Chevy 350				
SCA4-350-3250-5700	Standard	3.250"	5.700"	2.100"
SCA4-350-3480-5700	Standard	3.480"	5.700"	2.100"
SCA4-350-3500-5700-2	Lightweight	3.500"	5.700"	2.100"
SCA4-350-3750-5700	Standard	3.750"	5.700"	2.100"
SCA4-350-3750-5700-L †	Standard	3.750"	5.700"	2.100"
SCA4-350-3750-6000	Standard	3.750"	6.000"	2.100"
SCA4-350-3750-6000-2	Lightweight	3.750"	6.000"	2.100"
SCA4-350-3750-6000-3	Superlight	3.750"	6.000"	2.100"
SCA4-350-3875-6000	Standard	3.875"	6.000"	2.100"
SCA4-350-3875-6000-2	Lightweight	3.875"	6.000"	2.100"
SCA4-350-4000-6000	Standard	4.000"	6.000"	2.100"

Part No.	Description	Stroke	Rod Length	Rod Journal
SB Chevy 400				
SCA4-400-3500-6000	Standard	3.500"	6.000"	2.100"
SCA4-400-3750-5700	Standard	3.750"	5.700"	2.100"
SCA4-400-3750-6000	Standard	3.750"	6.000"	2.100"
SCA4-400-3750-6000-3	Superlight	3.750"	6.000"	2.100"
SCA4-400-3875-6000	Standard	3.875"	6.000"	2.100"

† 1-piece rear main seal.

Forged 4340 H-Beam Connecting Rods

Profiled H-beam connecting rods are compatible with many popular stroker engines and the doweled caps provide a superb fit. All rods are fitted with ARP bolts and sold in balanced sets of eight.



Part No.	Description	Length	Journal	Pin
SB Chevy				
SCA2-350-5700-2100	Bushed	5.700"	2.100"	.927"
SCA2-350-6000-2100	Bushed	6.000"	2.100"	.927"
SCA2-350-6000-2100A *	Bushed	6.000"	2.100"	.927"
SCA2-350-6000-1888-QLS †	Bushed	6.000"	1.888"	.927"
SCA2-350-6000-2000-QLS †	Bushed	6.000"	2.000"	.927"
SCA2-350-6125-2100A *	Bushed	6.125"	2.100"	.927"
SCA2-350-6200-2100	Bushed	6.200"	2.100"	.927"

* Signifies upgraded ARP 2000 cap screws.

† Signifies Ultra Q-Lite Stroker connecting rods.

Forged 4340 Pro Stock I-Beam Connecting Rods

Available for Chevy engines, rods have dowel pins for precise fit and 12-point ARP cap screws. Available in press-fit and bushed versions. Sold in balanced sets of eight.

Part No.	Description	Length	Journal	Pin
SB Chevy				
SCA2-ICR5700-2000 *	Bushed	5.700"	2.000"	.927"
SCA2-ICR5700P	Press-Fit	5.700"	2.100"	.927"
SCA2-ICR5700	Bushed	5.700"	2.100"	.927"
SCA2-ICR5700-7/16 †	Bushed	5.700"	2.100"	.927"
SCA2-ICR6000-2000 *	Bushed	6.000"	2.000"	.927"
SCA2-ICR6000	Bushed	6.000"	2.100"	.927"
SCA2-ICR6000-7/16 †	Bushed	6.000"	2.100"	.927"
SCA2-ICR6200-7/16 †	Bushed	6.200"	2.100"	.927"

‡ Premium Pro Comp rods with 7/16" fasteners.


* Small rod journal 2.000" crankshaft





Pro Copper, Titan, and Titan ICS Head Gaskets

Pro Copper head gaskets are made from C-1100 ASTM B152-92 copper sheet, annealed to Rockwell F-32. Titan copper head gaskets combine great strength with built-in offset fluid seals. Pro Copper and Titan gaskets require that the block or cylinder head be O-ringed. O-ring wire must be purchased separately. Titan ICS copper head gaskets, strong enough for extreme compression rates, have integral combustion seals and coolant seals, eliminating the need for O-rings and sealant. All gaskets are sold per pair.



Description	Gasket Bore	Thickness	Pro Copper Part No.	Titan Part No.	Titan ICS Part No.
Chevy 350-400					
350	4.060"	.032"	SCEP110632	—	—
350	4.060"	.043"	SCEP110643	SCET110643	SCES110643
350	4.060"	.050"	—	—	SCES110650
350	4.060"	.062"	SCEP110662	—	—
400	4.155"	.032"	SCEP111532 *	—	—
400	4.155"	.043"	SCEP111543 *	SCET111543	SCES111543
400	4.155"	.050"	SCEP111550 *	—	—
400	4.155"	.062"	SCEP111562 *	—	—
400	4.155"	.080"	SCEP111580 *	—	—
400	4.200"	.043"	SCEP112043 *	—	—
400	4.200"	.062"	SCEP112062 *	—	—

* SB Chevy 400 gaskets do not have steam holes between cylinders. SCE recommends using 304 stainless steel wire to properly O-ring cylinder heads and block. O-rings do not need to be changed when installing new head gaskets. See below for O-ring wire.

O-Ring Wire

SCE recommends 304 stainless wire to properly O-ring cylinder heads or block. O-rings do not need to be changed when installing new head gaskets.



Part No.	Description
SCE31541	0.041" 304 Stainless Wire, 15' Roll
SCE31542	0.041" Wire and Installation Kit

Accu-Seal Intake Gaskets

Available in standard Accu-Seal "E" and premium Accu-Seal Pro. Accu-Seal Pro Gaskets have the added benefit of silicone beading around the ports and water passages.



Part No.	Description	Port Type	Thk.
Small Block Chevy 265-400			
SCE111118	Accu-Seal "E"	18°/1.265" x 2.180"	1/16"
SCE111124	Accu-Seal "E"	Pro Topline 14°	1/16"
SCE211102	Accu-Seal Pro	23°/1.32" x 2.19"	1/16"

Pro Copper Exhaust Gaskets

SCE offers exhaust gaskets made of dead-soft copper, a very durable material that will never blow out. Sold in pairs.



Part No.	Description	Port Type
Small Block Chevrolet 262-400		
SCE4011	Pro Copper Embossed	Round 1.50" Dia.
SCE4111	Pro Copper Embossed	18° Heads
SCE4211	Pro Copper Embossed	Square 1.500" x 1.437"
SCE4311	Pro Copper Embossed	"D" Port w/1.75" Dia. Primary Tube

Dyno-Pak Bulk Gasket Sets

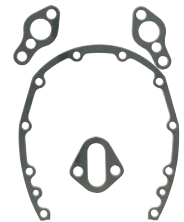
Packaged for the engine builder. Sets include ten gaskets.

Part No.	Description
Small Block Chevy 265-400	
SCE202	Distributor Gaskets
SCE1100-10	Timing Cover Gaskets
SCE1101-10	Water Pump Gaskets (Sets)
SCE1102-10	Timing Cover Seals
SCE1105-10	Rear Main Seals, 2-Pc. Silicone
SCE11090-10	Oil Pan, 1975-85 LH Dipstick, Thick Ft. Seal
SCE11092-10	Oil Pan Gaskets, 86-Up 1-Pc. Rear Main Seal, RH Dipstick, Thick Ft. Pan Seal
SCE11093-10	Oil Pan Gasket for Rocket Block
SCE11095-10	Oil Pan Gaskets, Crate Engine, 2-Pc. Rear Main Seal, RH and LH Dipstick



SB Chevy Timing Cover, Water Pump and Fuel Pump Gasket Set SCE11100

Fits all 265-400 Chevys and includes timing cover, water pump, and fuel pump gaskets.



SB Chevy Oil Pans Gaskets

Part No.	Description
SCE111090	.090" Thick
SCE111093	Rocket Block



Quick Change Rear Axle Gaskets

Choose Accu-Seal "E" or reusable, steel core Accu-Seal Pro gaskets.



Description	Accu-Seal Pro Part No.
Quick Change Gasket	SCE203
Quick Change Gasket, Contoured	SCE204 *

* Steel core

Straight Tube Style Headers

Formed from 18-gauge tubing with fewer bends for increased flow. 32" primaries dump into long collectors for increased bottom end torque. Clearance from 1-5/8" - 1-3/4" head to inside surface of header tubes is 4".

Standard Part No.	Spread Port Part No.	Description	Tube Diameter	Collector Dia./Length
SCH1052LV-3	—	Chevy "Step" Headers	1-5/8"-1-3/4"	3" x 13"
SCH1054LV	SCH1054LVSP	Chevy "Step" Headers	1-3/4"-1-7/8"	3-1/2" x 13"
SCH1055L	SCH1055LDN	Chevy Headers	1-7/8"	3-1/2" x 13"
—	SCH1055LVDN	Chevy "Step" Headers	1-7/8"-2"	3-1/2" x 13"
—	SCH1055LVAP	Chevy "Step" Header for All Pro	1-7/8"-2"	3-1/2" x 13"
—	SCH1055LVAP-16	Chevy "Step" Header for All Pro	1-7/8"-2"	3-1/2" x 16"
—	SCH1055LVDN-16	Chevy "Step" Headers	1-7/8"-2"	3-1/2" x 16"
—	SCH1056LDN	Chevy Headers	2"	3-1/2" x 13"

Standard Headers

Formed from 18-gauge tubing with 32" long primaries, long collectors, and CNC laser-cut flanges to clear down nozzles. For spread port applications.

Spread Port Part No.	Description	Tube Dia.	Collector Dia./Length
SCH1015LVDN	Chevy "Step" Headers	1-7/8"-2"	3-1/2" x 13"

Forward Style Headers

Allow more room for muffler clearance. Headers have 32" long primary tubes, long collectors for added bottom-end torque, and fit spread port heads.

Spread Port Part No.	Description	Tube Diameter	Collector Dia./Length
SCH1024LVSP	Chevy "Step" Headers	1-3/4" - 1-7/8"	3-1/2" x 13"
SCH1025LVAP	Chevy "Step" Headers, All Pro	1-7/8"-2"	3-1/2" x 13"
SCH1025LVDN	Chevy "Step" Headers	1-7/8"-2"	3-1/2" x 13"
SCH1026LDN	Chevy Headers	2"	3-1/2" x 13"

Short Collector Style Headers

Feature 32" long primary tubes, die-stamped flanges, and short collectors. Offered for small block Chevy standard exhaust port only.

Part No.	Description	Tube Diameter	Collector Dia./Length
SCH1014L	Chevy Headers	1-3/4"	3-1/2" x 8"
SCH1014LV	Chevy "Step" Headers	1-3/4"-1-7/8"	3-1/2" x 9"
SCH1015L	Chevy Headers	1-7/8"	3-1/2" x 9"
SCH1015LV	Chevy "Step" Headers	1-7/8"-2"	3-1/2" x 9"

Asphalt Sprint Car Headers

SCH1015LVDNB

Spread port small block Chevy headers feature laser-cut flanges, stepped 1-7/8" - 2" primary tubes, and 3-1/2" diameter x 13" collectors.

Crate Engine Headers

SCH1052LVCM-3

1-5/8" to 1-3/4" primary tubes.

Turn-Outs

Adjust exhaust exit angle in any direction.

Part No.	Description
SCH3025	3" Diameter
SCH3525	3-1/2" Diameter

Chevy Sprint "Step" Headers with Merge Collectors

Small block Chevy Sprint headers feature "stepped" 32" long x 1-3/4" - 1-7/8" to 2" diameter primary tubes and high-velocity 3-1/2" diameter x 13" long merge collectors for maximum torque and horsepower. Headers, designed for 23° cylinder head applications, are manufactured from 18-gauge steel, have 5/16" thick, CNC laser-cut flanges, and are sold complete with bolts and gaskets.

Part No.	Description
SCH1054LV3M	Stand Port
SCH1054LV3SPM	Spread Port

Yamaha R6 Tri-Y Mini Sprint Headers

Designed for the Yamaha R6 engine, budget-priced left side-exit Tri-Y headers are available in stepped 1-3/8" to 1-1/2" tube diameters and 1-3/4" standard 4-2-1 style collectors.

Part No.	Tube Diameter	Collector Diameter
SCHMS603RVY-6	1-3/8" to 1-1/2"	1-3/4"

Mini Sprint Muffler SCHMS131722

1-3/4" inlet.

Racing Mufflers

Part No.	Length	Core Dia.	Inlet Dia.	Body Dia.
SCH63030	6"	3"	3"	3.5"
SCH63535	6"	3-1/2"	3-1/2"	4"
SCH83030	8"	3"	3"	3-1/2"
SCH83535	8"	3-1/2"	3-1/2"	4"
SCH92535	9"	3-1/2"	3-1/4"	4"
SCH112530	11"	2-1/2"	3"	4"
SCH112535 **	11"	2-1/2"	3-1/2"	4-3/8"
SCH113035	11"	3-1/2"	3-1/2"	4-3/8"
SCH14272535	14"	3-1/2"	3-1/2"	4-1/2"
SCH14272735-78 *	14"	3-1/2"	3-1/2"	4-1/2"

** Mandatory for All Stars, ASCS, WOO, and SOD Sprints
* Legal for ASCS, WOO, and Knoxville Raceway.

Insert Mufflers

Lightweight 4" insert for exhaust tubing or collector.

Part No.	Description
SCH42530	2-1/2" Core, Fits 3" Collector
SCH43035	3" Core, Fits 3.5" Collector
SCH43540	3-1/2" Core, Fits 4" Collector

Insert Reducers

Part No.	Description
SCH42530NH	3" Collector
SCH43035NH	3-1/2" Collector

Header Gaskets

The same gaskets that are packed with Schoenfeld headers.

Part No.	Description
SCH01501	SB Chevy, 1-5/8" Square Port
SCH01511	SB Chevy, 1-3/4" Round Port
SCH01530	SB Chevy, ASCS Spread Port
SCH01531	Spread Port Gaskets for Nozzles
SCH01532	SB Chevy, Spread Port Gaskets for All Pro Heads
SCH01533	SB Chevy, Brodix Spread Port

SHR Flex Frontal Head Restraint

Designed with safety, comfort, and ease of use in mind, the SHR Flex is manufactured from high-strength carbon-reinforced materials, while maintaining an affordable price. The frontal head restraint features an angle-independent design and a small, low collar that allows compatibility with any seating angle. The floating tether allows a full range of head motion to the left or right, while providing increased side stability. The SHR Flex meets SFI 38.1 specifications and is sold complete with helmet posts that connect directly to the M6 nuts.



Part No.	Description
SRBSR42602A-SFI	Medium (Up to 16" Neck) with Pads
SRBSR42603A-SFI	Large (Over 16" Neck) with Pads
SRBSR00056-0	SHR Flex Helmet Hardware

Latch Link III-5 SRBSR71750D

Latch Link, 5-point competition harness is complete with 3" shoulder belts, central latch system, 3" lap belts with double pull-up adjust and fixed sub strap. Lap and shoulder belts include 3-bar slides for wrap-around style mounting. Meets SFI 16.1 specifications.



5-Point Harness Latch Link III-5H

Latch Link 5-point competition harnesses include HANS specific 2"/3" shoulder belts, central latch system, 3" lap belts, and sub strap. Meets stringent SFI 16.1 specifications. Lap and shoulder belts include 3-bar slides for wrap-around mounting. Black only.



Part No.	Description
Fixed Sub Belt	
SRBSR71050H	LH Pull-Up Adjust
SRBSR71750H	Double Pull-Up Adjust
SRBSR76050H	LH Pull-Down Adjust
Adjustable Sub Belt	
SRBSR76751H	Double Pull-Down Adjust

6-Point Harness Latch Link III-6H

Competition 6-point harness includes HANS specific 2"/3" shoulder belts, central latch system, 3" lap belts, and dual submarine belts. Lap and shoulder belts include 3-bar slides for wrap-around style mounting. Meets SFI 16.1 specifications. Black only.



Part No.	Description
SRBSR76560H	RH Pull-Down Adjust
SRBSR71760H	Double Pull-Up Adjust

Enduro 2X2 SRBSR94510-0-26

Harness features FHR (Frontal Head Restraint) specific 2" shoulder belts, 2" lap belts, and a T-bar adjustable sub strap. All mounting points are wrapped in and may be retained by snap-in or bolt-in end fittings. Incorporated "ZIP Adjuster" optimizes adjuster positioning for eased tightening and release. Black only.



Competition Harness Pads SRBSR09119

Pads provide cushioning between harness webbing and driver's shoulders, increasing comfort. Black with silver Schroth Racing logo. Sold as a pair. **Note: Not compatible with HANS device.**



Competition Harness Installation Hardware



Part No.	Description
SRBSR01324	Rally End Kit with Bolts and Washers
SRBSRB15	Harness Hardware, Snap-In, 3" Wide, SFI 16.1/16.5, FIA Approved, Steel, Natural
SRBSRB23C	Bolt-In Bracket, Bendable
SRBSRLV10.A	Slide Adjuster, 3-Bar for 2" Belt
SRBSRLV4NC	Slide Adjuster, 2-Bar for 2" Belt
SRBSRLV7NC	Slide Adjuster, 3-Bar for 3" Belt
SRBSRSG22	Eye Bolt, 7/16" Dia. x 1.5" Long
SRBSRSG39	Reinforcement Plate with 7/16" Nut

Utility Jugs

Square 5-gallon jug eliminates wasted space and fits flush against upright flat surfaces. Molded handle bleeds air into jug for quick pouring, and is positioned for balance and control.



Part No.	Color
SCR2000W	Clear
SCR2000G	Green
SCR2000GG	Glow Green
SCR2000GP	Glow Pink
SCR2000K	Black
SCR2000O	Orange
SCR2000P	Purple
SCR2000R	Red
Jug Accessories	
SCR5221	Replacement Cap
SCR5222	Gasket
SCR5223	Replacement Vent
SCR5224	3/4" Pipe Plug
SCR5225	18" Screw-In Filler Hose
SCR5230	Jug Maintenance Kit, Includes (3) SCR5222 Gaskets and (3) SCR5223 Vents

FDA-Approved 5-Gallon Utility Jugs

Utility jugs are molded from heavy-wall FDA polyethylene, allowing them to be safely used for drinking water or food storage. Square, 9-1/2" wide x 9-1/2" deep x 21" tall 5-gallon jugs are impervious to automotive fluids or agricultural chemicals and feature a large 2.7" opening to ease filling or dispensing. Heavy-duty cap accepts 3/4" NPT accessories. Covered by a 5-year warranty against leaks, splitting, or cracks.



Part No.	Description
SCR2315	5-Gallon Camo Green Jug
SCR2320	5-Gallon Desert Tan Jug
SCR2310	5-Gallon Water Jug

SB Chevy Extra-Tall Engine Case

SCR5116

Engine case is a full 4" taller than the traditional SCR5108 unit, sufficient room for tall deck small block Chevy late model engines still fitted with the carburetor and carb spacer. Rigid polyethylene engine case does not have provisions to mount the engine to the case, but is large enough to accept most engine cradles. It is 28"W x 40"L x 33"H.



SB Chevy Engine Case SCR5108

Container has two mounts that bolt directly to the block. When the engine is lowered into the bottom half of the case, the back of the case can be fastened to the bellhousing bolt holes and the top half of the container is then secured. Polyethylene container weighs 36 lbs. and is 28" W x 40" L x 29" H.



Quarter Midget/ Kart Engine Case

Heavy-duty polyethylene engine cases allow conveniently shipping or storing of Quarter Midget/Kart engines. Stackable spacesaver case holds the motor upright, providing maximum protection during shipping or transport. Case is 18"W x 18"L x 16.4"H. Specialized insert is required to secure engine into case.



Part No.	Description
SCR5175	QM/Kart Engine Case
SCR5175HO	Insert for Honda GX120

Funnels

Durable polyethylene funnels are available in round or D-shapes in 14" and 8" sizes. D-shaped funnel stores more easily and will not roll. Both styles have large lips around the edge to prevent liquids from backing up and out of the funnel.




Part No.	Description
SCR6110R	14" Red D-Shaped Funnel
SCR6112R	14" Red Round Funnel
SCR6113R	8" Red Round Funnel
SCR6114R	8" Red D-Shaped Funnel
SCR6115R	14" Red 45° D-Shaped Funnel
SCR6115Y	14" Yellow 45° D-Shaped Funnel
SCR6119	Red Funnel Filter (115 Micron)



Rebuilding The Small Block Chevy: Step-by-Step Videobook

SABSA116


This 160-page softbound book and instructional DVD video cover disassembly, inspection, machine shop operations, parts selection, and reassembly of the small block Chevy engine.



S-A Design Books

S-A offers a full complement of technical books to help the beginner or seasoned oval track enthusiast. Each softbound book is packed full of informative photos and illustrations.

Part No.	Description
SABSA26	How to Build the Small Block Chevrolet, 160 Pages
SABSA116	Rebuilding the Small-Block Chevy, 160 Pages
SABSA204	Performance Automotive Engine Math, 160 Pages
SABSA215	David Vizard's How to Port and Flow Test Cylinder Heads, 160 Pages
SABSA251	Modern Engine Blueprinting Techniques: A Practical Guide to Precision Engine Building, 192 Pages



Sprint Air Horn Seal

Seal works regardless of vibration or variations in tube diameter. Prevents dirt from entering air box and includes aluminum base. Sold individually; four required for V8's.

Part No.	Description
SICSEIT3001	2-1/2"-2-3/4" Stacks
SICSEIT3002	2"-2-1/2" Stacks
SICSEIT3003	2-3/4"-3" Stacks



Camber Adjustment Kit

SICCA860KS

Redesigned original adjustment kit to allow the racer to change camber at the track in a matter of minutes. Kit lets the front axle lean to just the perfect angle, placing the front tires flat on the race track.

Part No.	Description
Replacement Sleeves	
SICCA860S5	Silver .5°
SICCA860S1	Blue 1.0°
SICCA860S15	Red 1.5°



Rod End Seals

Rod end seals keep dirt and water out of rod ends, insuring longer life and better performance. Excellent for use on dirt cars. Sold in 6 packs.

Part No.	Description
SICWS37506PK	3/8" Rod End, 6-Pack
SICWS50016PK	1/2" Rod End, 6-Pack



Rod End Boots SICRERS36PK

Enclosed boots isolate rod ends from dirt, moisture, and corrosion. Ideal for high-misalignment applications. In sets of six, rod end boots fit 1/2", 5/8", and 3/4" SAE, male or female rod ends.



Pointed Firewall Grommet SICGS4001WPT

Ideal for running throttle linkage, oil pressure lines, battery cables, etc. Grommet has a 2" diameter and a pointed design with no hole.



Torque Ball Housing Seals


Available for aluminum "MPD" and steel "DMI" bellhousings, seals fit Chevrolet engines with 3.580" crank flange diameter using motor plates that are 3/8" thick with a thickness variation of +/- 1/64" and center holes with 6.0" +/- 1/64" diameter. Seals may fit other housings as well, but we recommend careful checking before installation. Both types are supplied with black anodized rings around the seal and hard-coat anodized cups.



Part No.	Description
SICTBS1A07	Torque Ball Seal Assy. for MPD Style Housing
SICTBS2A07	Torque Ball Seal Assy. for DMI Style Housing
SICTBS2C07	Replacement Cup Only for DMI Style Housing
SICTBS2S07	Replacement Seal Only for DMI Style Housing

Firewall Grommets

Grommets may be fastened to firewall with rivets or screws to provide a leakproof passage for hoses or wires. Eliminate sharp edges that can cause electrical shorts or fluid leakage.



Part No.	Description
SICGS10034	3" Diameter, -4AN Hose
SICGS10036	3" Diameter, -6AN Hose
SICGS10038	3" Diameter, -8AN Hose
SICGS100310	3" Diameter, -10AN Hose
SICGS100312	3" Diameter, -12AN Hose
SICGS100316	3" Diameter, -16AN Hose
SICGS100320	3" Diameter, -20AN Hose
SICGS1003BL	3" Diameter, Blank
SICGS20035BL	1-1/2" Diameter, Blank
SICGS404BL	4" Diameter, Blank
SICGS50238BL	2" Diameter, Blank
SICGS101NHBL	Double Hole Grommet, (2) 3" Diameter, Blank

Gauge Isolators

Use between gauge and dash or gauge panel to dampen vibration.

Part No.	Description
SICDB206225	2-1/16" Gauge Isolator
SICDB260275	2-5/8" Gauge Isolator



Chamfering Blade SHA29147

Ideal for external chamfering of tubes and pipes up to 1.02" (26 mm) diameter. Suitable for steel, aluminum, copper, brass, cast iron, stainless steel, and plastics materials.



Countersinks

These 90° hole-edge countersinks are suitable for steel, aluminum, copper, brass, cast iron, stainless steel, and plastics.

Part No.	Description
SHA29049	Up to 12 mm (.47") Dia.
SHA29050	Up to 20 mm (.78") Dia.
SHA29051	Up to 30 mm (1.18") Dia.



SHA29049



SHA29012-10

Deburring Blades

Part No.	Description	Blade	Materials
Model B Blade Holder			
Straight Edge, Hole Edge			
SHA29012-10	B10, 10-Pack	High-Speed Steel	Steel, Aluminum, Copper
SHA29210-10	B10S, 10-Pack	Cobalt-Enriched	Steel, Aluminum, Copper, Stainless Steel, Plastics
Model E Blade Holder			
Straight Edge, Hole Edge			
SHA29034	E100, Each	HD High-Speed Steel	Steel, Aluminum, Copper
SHA29211-10	E100S, 10-Pack	Cobalt-Enriched	Steel, Aluminum, Copper, Stainless Steel, Plastics

Glo-Burr Handy Deburring Kit

The kit includes four Glo-Burr holders and four blades: 100, 200, 300, and 111.

Part No.	Description
SHA29114	E-Holder
SHA90042	B-Holder



SHA29114

Mango II Extra Close Work Bonus Pack

The tool package is designed to deburr steel, aluminum, copper, brass, cast iron, and plastics. Includes a Mango II handle and 10 blades.



SHA29249

Part No.	Description
Extra-Close Work	
SHA29249	B10 Blades, B-Holder, High-Speed Steel Blade
SHA29250	E100 Blades, E-Holder, HD High-Speed Steel Blade
SHA29254	E100S Blades, E-Holder, Cobalt-Enriched Blade
Long-Reach Work	
SHA29256	B10S Blades, B-Holder, Cobalt-Enriched Blade

Mango II Set FR SHA90072

This Mango II Set features a FR ratcheting tool holder for internal chamfering up to 0.78" (20 mm) I.D. Uses F20 blade. **Note: All sets deburr, aluminum, copper, brass, cast iron, stainless steel, and plastics.**



Mango II Set-Bi SHA90073

This Mango II Set features a FR ratcheting tool holder for external chamfering up to 1.00" (26 mm) O.D. Uses F26X blade.



Mango II Set M SHA90094

Deburs holes, slots, and edges. The two-in-one M-Holder handle supports both B and E blades. Includes handle and 6 blades (B10, B20, B30, E100, E111, E200).



Mango II Set Burr-Bi SHA90095

For heavy-duty deburring of materials with single or double straight edges up to 14 mm (0.56") thick. Holder can take two R10, R20, or R30 blades for arc-shaped finishes on workpieces up to 16 mm (0.63") thick.



Scrape-Burr Kit 3+1 SHA90081

Tackle most any deburring task with this set of three Scrape-Burr tools: the HD, the All-Purpose, and the Fine-Finish scraper. A Glo-Blurr handle with B10 blade is included as well. **Note: All sets deburr, aluminum, copper, brass, cast iron, stainless steel, and plastics.**



Mango II Set L SHA90101

Designed for the deburring of external curved edges such as pipes and tubes. Includes Mango II handle with L10 blade.



Professional Series Auto Burr Kit SHA90117

This ten-piece hand deburring tool kit is designed with the automotive professional as well as the enthusiast in mind. This kit includes the equipment needed to handle tubing up to 1.00" O.D. and 0.78" I.D. Suitable for steel, aluminum, copper, brass, cast iron, stainless steel, and plastics. Includes carrying case.



Zero Flute Chamfering Kit SHA90098

This three-piece chamfering kit made with high-speed steel and a 90° flute angle works with any 1/4" bit holder handle or power tool. Tool sizes 9/32" - 13/16", 3/16" - 1/2", and 5/64" - 5/16." Includes finishing bit.



Cera-Burr SHA90084

The ceramic bladed tool designed for deflashing plastics and deburring soft metals.



Ceramix Set Q10 Tool SHA29238

This ceramic bladed heavy-duty utility tool designed for deflashing plastics and deburring soft metals. The unique blade is designed with a straight edge and a flat surface, allowing for multi-purpose use. Replaceable blade.





The Carbon Devil Ray

Exceptionally lightweight helmet weighs just 2.9 lbs., yet offers exceptional protection and comfort. Snell SA2020-certified helmet features a 100% shield seal to keep dirt and dust out. Helmet is head-and-neck restraint compatible. Offered with natural carbon fiber finish only.



Size	Part No.
X-Small	SIM783000C
Small	SIM783001C
Medium	SIM783002C
Large	SIM783003C
X-Large	SIM783004C
XX-Large	SIM783005C

Venator - Carbon Fiber

Named for an ancient Roman gladiator, the Venator is created using the new CFTI technology. Titanium, which has the highest strength to weight ratio of any metal, is interwoven with carbon fiber to create this premier high-performance helmet. The helmet is radio-ready as well as SA2015 certified for compatibility with all approved head-and-neck restraint technology. White or flat black only.



Size	Carbon Fiber
Small	SIM785001C
Medium	SIM785002C
Medium-Large	SIM785003C
Large	SIM785004C
X-Large	SIM785005C

The Speedway Shark

The Speedway Shark incorporates advanced "Wave Eliminators" to improve aerodynamics, while the recessed eyeport provides a 100% seal. Snell SA2015 certified helmet uses a newly designed shield pivot and latch system that allows raising the shield with ease. USA-made helmet is head and neck restraint-compatible. Sold complete with helmet bag. White or flat black only.



Size	White	Flat Black
7-1/8	SIM7707181	SIM7707188
7-1/4	SIM7707141	SIM7707148
7-3/8	SIM7707381	SIM7707388
7-1/2	SIM7707121	SIM7707128
7-5/8	SIM7707581	SIM7707588
7-3/4	SIM7707341	SIM7707348

Speedway Shark Carbon

Identical in design to the traditional Speedway Shark, yet with a lightweight, carbon fiber shell. Advanced aerodynamics and recessed eyeport combine for a 100% seal. Head-and-neck restraint compatible. Meets Snell SA2020 specifications. Offered in natural finish only.



Size	Part No.
7-1/8	SIM770718C
7-1/4	SIM770714C
7-3/8	SIM770738C
7-1/2	SIM770712C
7-5/8	SIM770758C
7-3/4	SIM770734C

Diamondback

Groundbreaking helmet includes chin air ram ducts with contrasting vents and fire-retardant lining. The Diamondback meets Snell SA2020 specifications and is offered in white or flat black.



Size	White	Flat Black
7-1/8	SIM7297181	SIM7297188
7-1/4	SIM7297141	SIM7297148
7-3/8	SIM7297341	SIM7297348
7-1/2	SIM7297121	SIM7297128
7-5/8	SIM7297581	SIM7297588
7-3/4	SIM7297381	SIM7297388

Super Bandit

Designed with the latest and most advanced testing methods available, Simpson was able to produce a helmet that minimizes lift and buffeting. Ideal for a wide variety of racing, helmet offers a 100% shield seal and is head-and-neck restraint compatible. Meets Snell SA2020 standards. Offered in white or flat black.



Size	White	Flat Black
Small	SIM7210011	SIM7210018
Medium	SIM7210021	SIM7210028
Large	SIM7210031	SIM7210038
X-Large	SIM7210041	SIM7210048

Bandit

The Bandit's distinctive appearance and profile are complemented by ram ducts for air circulation. The Bandit is Snell SA2020 approved. Available in flat black or gloss black.



Size	Flat Black	Gloss Black
Small	SIM7200018	—
Medium	SIM7200028	SIM7200022
Large	SIM7200038	SIM7200032
X-Large	SIM7200048	SIM7200042
XX-Large	SIM7200058	SIM7200052



Viper **NEW!**

Featuring an all-new design and light-weight composite shell, the Viper utilizes an extra-large eyeport for an exceptional range of vision. Helmet includes removable cheek pads for a truly customizable fit. Top air and side air options are available and may be purchased separately. Meets Snell SA2020 specifications. Offered in white, gloss black, or matte black.



Size	Part No.
Small	SIM7100018
Medium	SIM7100028
Large	SIM7100038
X-Large	SIM7100048
XX-Large	SIM7100058



Replacement Pivot Kits

Part No.	Description
SIM99002	Pivot Kit - Bandits, Sharks, VDO, Valor, Diamondback
SIM99013	Pivot Kit, Fits Devil Ray
SIM99014	Pivot Kit, Fits 101, 102, and 103 Series Shields
SIM99022	Pivot Kit - Voyager and Street Bandit
SIM99016	Pivot Kit, Fits Carbon Bandit
SIM99018	Pivot Kit, Fits Venator

HELMET SIZING CHART (SHOWN AT 50%)

Inches	21	22	23	24	25				
Hat Size	6-7/8	7	7-1/8	7-1/4	7-3/8	7-1/2	7-5/8	7-3/4	8

Hat Size	6-5/8 to 6-3/4	6-7/8 to 7	7-1/8 to 7-1/4	7-3/8 to 7-1/2	7-5/8 to 7-3/4	7-7/8 to 8
Helmet Size	XS	SM	MD	LG	XL	XXL

TO ENSURE AN ACCURATE FIT

Carefully measure around head, above the ears. Refer to this sizing chart for your correct hat/helmet size. Helmet must fit properly for optimum performance; do not guess size. Helmet must be securely and snugly fastened before use.



Alfred Galedrige Jr

Mike Reusche

Replacement Helmet Shields



Model

Part No.

SA2020 Models	
Clear	
Bandit/Super Bandit/Carbon Bandit	SIM89400A
Carbon Devil Ray	SIM84300A
Diamondback	SIM1020-17
Smoke	
Bandit/Super Bandit/Carbon Bandit	SIM89401A
Carbon Devil Ray	SIM84301A
Diamondback	SIM1021-12
Amber	
Bandit/Super Bandit/Carbon Bandit	SIM89403A
Carbon Devil Ray	SIM84304A
Diamondback	SIM1022-17
Iridium Blue Blocker	
Bandit/Super Bandit/Carbon Bandit	SIM89402
Carbon Devil Ray	SIM84303
Diamondback	SIM1023-17
Mirror	
Bandit/Super Bandit/Carbon Bandit	SIM89204MBC
SA2015 Models	
Clear	
SW Voyager/VoyagerEvolution	SIM1030-12
Voyager/Super Voyager	SIM88200A
Air Inforcer/Shark/Speedway Vudo	SIM1010-17
Carbon Devil Ray	SIM84300A
Venator	SIM84500
Voyager 2	SIM88800A
Smoke	
SW Voyager/VoyagerEvolution	SIM1031-12
Voyager/Super Voyager	SIM88201A
X Bandit/RX/Diamondback/Speedway RX	SIM1021-12
Carbon Devil Ray	SIM84301A
Venator	SIM84501
Voyager 2	SIM88801A
Amber	
SW Voyager/VoyagerEvolution	SIM1032-12
Voyager/Super Voyager	SIM88204A
Air Inforcer/Shark/Speedway Vudo	SIM1012-17
X Bandit/RX/Diamondback/Speedway RX	SIM1022-17
Carbon Devil Ray	SIM84304A
Venator	SIM84502
Voyager 2	SIM88802A
Iridium Blue Blocker	
SW Voyager/VoyagerEvolution	SIM1033-12
Voyager/Super Voyager	SIM88203
Air Inforcer/Shark/Speedway Vudo	SIM1013-17
X Bandit/RX/Diamondback/Speedway RX	SIM1023-17
Carbon Devil Ray	SIM84303
Venator	SIM84503
Voyager 2	SIM88803A
Mirror	
Venator	SIM84504
Voyager 2	SIM88804A



Eject Helmet Removal System

SIM890-01-30

The Eject Helmet Removal System provides an extra measure of safety in the event of a crash. A small air bladder installs into the helmet without changing its fit, allowing First Responders to inflate the system to gently lift the helmet off the head.



Dual Shield Bag

SIM23900

Made with soft microfibers and a special separation, bag stores two helmet shields to protect from scratches. Machine washable.



Legend II

One-Piece Driving Suit

SFI 3.2A/1-rated suit features distinctive styling. Designed as an affordable entry-level suit, Legend II is constructed from flame-resistant cotton, includes a wrap-around collar, three-point epaulets, vertical quilting, 360° full arm gussets, straight leg cuffs, and front pockets. One-piece suit is offered in black/gray or solid black.

Size	Black/Gray	Black
Youth X-Small	—	SIMLY22071
Youth Small	—	SIMLY22171
Youth Medium	—	SIMLY22271
Youth Large	—	SIMLY22371
Youth X-Large	—	SIMLY22471
Small	SIML205171	SIML202171
Medium	SIML205271	SIML202271
Large	SIML205371	SIML202371
X-Large	SIML205471	SIML202471



Crossover

One-Piece Driving Suit

The multi-layer Crossover driving suit features a banded collar, Simpson-branded epaulets, and straight-leg design for a sharp, professional appearance. Back and 360° arm gussets add comfort, while multiple layers provide exceptional fire protection. One-piece, satin fabric suit meets stringent SFI 3.2A/5 specifications. Offered in black/gray, red/black, or gray/gray.

Size	Black/Gray
Medium	SIM1902221
Large	SIM1902321



Super Sport Nomex Double-Layer Driving Suits

The Super Sport combines function and classic style. Double-layer suit incorporates 100% Nomex fleece inner lining, inset pant pockets, and straight leg cuffs. Meets SFI 3-2A/5 specifications. Offered in black only.

Large	X-Large	XX-Large
One-Piece Driving Suits		
SIM0602311	SIM0602411	SIM0602511
Two-Piece Driving Suits - Jacket		
SIM0602312	SIM0602412	SIM0602512
Two-Piece Driving Suits - Pants		
—	SIM0602413	—



One- and Two-Piece Nomex Double-Layer Driving Suits

Vertical quilt double-layer suits have patch pockets on pants and zippered breast pockets. Made of Nomex III Gabardine outer layer and a Nomex III Aramide fleece inner layer. Meet SFI 3-2A/5 specifications. Suits are offered in one- and two-piece styles.

Description	Black	Blue
One-Piece Driving Suits		
Medium Nomex	SIM0402211	—
Large Nomex	SIM0402311	—
X-Large Nomex	SIM0402411	—
XX-Large Nomex	SIM0402511	—
Two-Piece Driving Suits - Jacket		
Medium Nomex	SIM0402212	—
Large Nomex	SIM0402312	SIM0404312
X-Large Nomex	SIM0402412	SIM0404412
Two-Piece Driving Suits - Pants		
Medium Nomex	SIM0402213	—



Helix Youth Racing Suit

Lightweight youth racing suit is designed with athletic performance-enhancing features designed to reduce weight and driver restrictions. Sewn from Dupont Nomex fabric, suit includes 270° arm and back gussets, knee and inner thigh stretch panels, lower back stress relief panel, and upper back ventilation port. Suit meets SFI 3.2A/5 specifications. Black/gray only.

Size	Part No.
Small	SIMHXY2121
Medium	SIMHXY2221
Large	SIMHXY2321
X-Large	SIMHXY2421



Kart Jacket

Attractive and comfortable, Kart Jacket is suitable for the drivers of Quarter Midgets or go-karts. Jacket is manufactured from 500 Denier material and is not fire-retardant. Not SFI-certified. Offered in black only.

Size	Part No.
Youth Small	SIMO102182
Youth Medium	SIMO102282
Youth Large	SIMO102382
Adult X-Large	SIMO102482





Jr. One-Piece Nomex Double-Layer Driving Suits

Double-layer, one-piece suits are sewn from fire-resistant Gabardine Nomex and include traditional inset pockets, banded racing collars, traditional cuffed legs, and double racing stripes on both arms and legs. Offered in black only with white stripes. Suits meet SFI 3.2A/5 specifications.



Size	Part No.
Small	SIMP402111
Medium	SIMP402211
Large	SIMP402311
X-Large	SIMP402411

Nomex, CarbonX, and Memory-Fit Underwear



Description	Small	Medium	Large	X-Large	XX-Large
Nomex Underwear - Meets SFI 3.3 - White					
Short Sleeve Top	—	SIM20100M	SIM20100L	—	—
Full Length Bottom	—	SIM20101M	SIM20101L	—	—
CarbonX Underwear - Meets SFI 3.3 - Black					
Long Sleeve Top	SIM20600S	SIM20600M	SIM20600L	SIM20600X	SIM20600Z
Short Sleeve Top	—	SIM20602M	SIM20602L	SIM20602X	SIM20602Z
Full Length Bottom	SIM20601S	SIM20601M	SIM20601L	SIM20601X	SIM20601Z

CarbonX Socks

One size fits all.

Description	6-8	8-10	9-11	10-14
CarbonX Socks	SIM23029C	SIM23029C	SIM23029C	SIM23029C

Nomex, CarbonX, and Memory-Fit Head Socks

Description	White	Black
Nomex Single Eyeport	SIM23000W	SIM23000BK
Nomex Dual Eyeport	—	SIM23003BK
CarbonX Single Eyeport	—	SIM23000C
Memory Fit Single Eyeport	SIM23050W	—



Vortex Gloves

The Vortex is an SFI 3.3/5-rated professional racing glove with Nomex® construction. Strategically placed wrist bone padding provides additional protection in this stressed area. Features comfortable external seams and pre-curved palms. Gray/white only.



Part No.	Black/White	Gray/White
Small	SIMVRSK-F	SIMVRSK-F
Medium	SIMVRMK-F	SIMVRMK-F
Large	SIMVRLK-F	SIMVRLK-F
X-Large	SIMVRXK-F	SIMVRXK-F
XX-Large	SIMVRZK-F	SIMVRZK-F

Competitor Gloves

Nomex gloves have silicon palms and touch points for exceptional grip and limited bunching. Double-layer gloves meet SFI 3.3/5 specifications and are available in red or black with distinctive white trim.

Size	Red	Black
Small	—	SIM21300SK-O
Medium	SIM21300MR-O	SIM21300MK-O
Large	SIM21300LR-O	SIM21300LK-O
X-Large	SIM21300XR-O	SIM21300XK-O



Impulse Driving Gloves

Lightweight, fire-resistant gloves offer exceptional comfort, feel, and grip. Gloves are constructed using Nomex with soft goat-leather palms and external seams. Choose from black, blue, or red. Meet SFI 3.3/5 specifications.



Size	Black	Blue	Red
XX-Small	SIMIMYK	—	—
X-Small	SIMIMTK	—	—
Small	SIMIMSK	SIMIMSB	—
Medium	SIMIMMK	SIMIMMB	SIMIMMR
Large	SIMIMLK	SIMIMLB	SIMIMLR
X-Large	SIMIMXK	SIMIMXB	SIMIMXR
XX-Large	SIMIMZK	—	—

Super Sport Gloves

Affordable, entry-level gloves are designed to protect and perform. Nomex construction gloves include reverse seams and silicone graphics. Meet SFI 3.3/1 specifications. Black only.



Size	Part No.
X-Small	SIMSSTK
Small	SIMSSSK
Medium	SIMSSMK
Large	SIMSSLK
X-Large	SIMSSXK

Adrenaline Shoes

The Adrenaline combines exceptional pedal feel and superior comfort with satin suede toe, heel, and lace guard reinforcements, fleece Nomex linings, non-slip Posi-grip soles, and single Speedfit closures. Shoes meet SFI specifications. Black only.



Size	Part No.
4	SIMAD400BK
5	SIMAD500BK
6	SIMAD600BK
7	SIMAD700BK
7-1/2	SIMAD750BK
8	SIMAD800BK
8-1/2	SIMAD850BK
9-1/2	SIMAD950BK
10	SIMAD100BK
10-1/2	SIMAD105BK
11	SIMAD110BK
11-1/2	SIMAD115BK
12	SIMAD120BK
12-1/2	SIMAD125BK
13	SIMAD130BK

Mid-Top Shoes

Comfortable, lightweight shoes combine satin suede toe, heel, and lace guard reinforcements with non-slip, polyurethane soles and a flame-resistant fleece lining. Meets SFI 3.3/5 specifications. Offered in black/gray only.



Size	Part No.
8	SIMMT800BK
8-1/2	SIMMT850BK
9	SIMMT900BK
9-1/2	SIMMT950BK
10	SIMMT100BK
10-1/2	SIMMT105BK
11	SIMMT110BK
11-1/2	SIMMT115BK
12	SIMMT120BK
12-1/2	SIMMT125BK
10-1/2	SIMMT105BK
11	SIMMT110BK
11-1/2	SIMMT115BK
12	SIMMT120BK
12-1/2	SIMMT125BK



High-Top Shoes

Suede-leather high-top has Velcro closure, bottom laces, Nomex® fleece-lined interior, and polyurethane type-M sole with athletic-style inner sole. Meets SFI 3.3/5 specifications.



Size	Black	Blue	Red
6	SIM28600BK	—	—
7	SIM28700BK	—	—
7-1/2	SIM28750BK	—	—
8	SIM28800BK	SIM28800BL	—
8-1/2	SIM28850BK	—	SIM28850RD
9	SIM28900BK	SIM28900BL	SIM28900RD
9-1/2	SIM28950BK	SIM28950BL	SIM28950RD
10	SIM28100BK	SIM28100BL	SIM28100RD
10-1/2	SIM28105BK	SIM28105BL	SIM28105RD
11	SIM28110BK	SIM28110BL	SIM28110RD
11-1/2	SIM28115BK	SIM28115BL	SIM28115RD
12	SIM28120BK	—	—
13	SIM28130BK	—	—
13.5	SIM28135BK	—	—
14	SIM28140BK	—	—

Stealth Sprint Shoes

Shoes are high-top with bottom lace cover, two top closures, and smooth leather toe, lace, and heel guard reinforcements. Black only. Meets SFI specs.



Size	Part No.	Size	Part No.
8	SIMSP800BK	10-1/2	SIMSP105BK
8-1/2	SIMSP850BK	11	SIMSP110BK
9	SIMSP900BK	11-1/2	SIMSP115BK
9-1/2	SIMSP950BK	12	SIMSP120BK
10	SIMSP100BK		

Garage Crew Shoes

An everyday shoe that is designed to resist abrasion, while offering superb footing and stability in a work environment. Shoes combine durable, cushioned interiors with slip-resistant soles and suede/canvas uppers. Offered in black only.



Size	Part No.	Size	Part No.
5	—	10	SIM57100BK
6-1/2	SIM57650BK	10-1/2	SIM57105BK
7	SIM57700BK	11	SIM57110BK
7-1/2	SIM57750BK	11-1/2	SIM57115BK
8	SIM57800BK	12	SIM57120BK
8-1/2	SIM57850BK	12-1/2	SIM57125BK
9	SIM57900BK	13	SIM57130BK
9-1/2	SIM57950BK		

Talladega Crew Shirt

Attractive, comfortable crew shirts with contrasting fabric, piping and breathable mesh side panels are made from 65% polyester/35% cotton and embroidered with the Simpson logo. Color choices are red, gray, or blue.



Size	Red	Gray	Blue
Medium	—	—	SIM39012MB
Large	SIM39012LR	—	—
X-Large	—	SIM39012XG	—
XX-Large	—	SIM39012ZG	—

Roll Bar Padding SIM36008S

SFI-approved padding meets SFI 45.1 specifications and will not drip or melt when exposed to fire. Sold in 3' lengths. Padding fits 1-5/8"-2" dia. tubing.



Platinum Series Driver Restraint Systems with Ratchet Adjusters

Designed for dirt track racers where the ride is exceptionally rough, Platinum Series five-point ratchet-style belts are manufactured in the USA. Meets SFI 16.1 specifications. Individual shoulder belts are fully compatible with head-and-neck restraints. Choose from systems with steel or aluminum adjusters. Black only.



Part No.	Description
5-Point Restraint System	
SIMSB.51203	Steel Adjusters, Left Side Ratchet
SIMSB.51204	Aluminum Adjusters, Left Side Ratchet

Platinum Series Driver Restraint Systems

NASCAR-approved restraint systems have undergone stringent tests for webbing, hardware, proof load, and maximum load. Heavy-duty, platinum-colored polyester belts are 20% stronger and are available with Latch F/X, Latch-and-Link, or Rotary Camlock with quick in/out and smooth adjustment. Sets include lap, shoulder, and dual sub-marine belts (unless specified).



Part No.	Description
Latch and Link Restraint Systems	
SIM29056SP	Pull-Down, Bolt-In 6-Pt. Restraint System
SIM29057SP	Pull-Up, Bolt-In 6-Pt. Restraint System
SIM29064P	Pull-Down, 55" Wrap-Around 5-Pt. Restraint System
SIM29063P	Pull-Down, 55" Individual, Bolt-In 5-Pt. Restraint System
Latch F/X Restraint System	
SIM29072P	Pull-Down, 62" Wrap-Around, 5-Pt. Restraint System
SIM29073SP	Pull-Down, Bolt-In 6-Pt. Restraint System



Bruce Norris

Mike Reusche



Hans Compatible Standard Latch-and-Link Driver Restraint Systems

Five-point latch-and-link restraint systems feature 55" individual, Hans-compatible shoulder harnesses with 1-3/4" wide belts in choice of bolt-in or wrap-around versions. Systems use pull-down adjusters and include lap, shoulder, and anti-submarine belts. Offered in black only.



Part No.	Description
SIM29061BKH	62" Individual, Pull-Up, Bolt-In/Wrap-Around NEW!
SIM29063BKH	55" Individual, Pull-Down, Bolt-In
SIM29064BKH	55" Individual, Pull-Down, Wrap-Around

Latch F/X Driver Restraint Systems

Compact, lightweight five-point Latch F/X systems prevent accidental release. Sets include lap, shoulder, and submarine belts. Most systems are also available with sternum protector by adding "S" prior to the color suffix. Available in black, blue, and red.



Black	Blue	Red
62" Wrap-Around, Pull-Down		
SIM29072BK	—	SIM29072RD
62" Individual, Pull-Down, Bolt-In		
SIM29073BK	SIM29073BL	SIM29073RD

Standard Latch-and-Link Driver Restraint Systems

Standard 5-point latch-and-link restraint systems use cadmium-plated drop-forged steel hardware, 3" wide military spec. webbing and pull-up or pull-down adjusters. Sets include lap, shoulder, and submarine belts. Most systems are also available with sternum protector by adding "S" prior to the color suffix. Available in black, blue, and red.



Black	Blue	Red
62" Individual, Pull-Up, Bolt-In		
SIM29061BK	SIM29061BL	SIM29061RD
55" Individual, Pull-Down, Bolt-In		
SIM29063BK	SIM29063BL	SIM29063RD
55" Individual, Pull-Down, Wrap-Around		
SIM29064BK	—	SIM29064RD
Quarter Midget Individual, Pull-Down, Wrap-Around		
SIM29025BK	—	—

Mounting Hardware Accessories

Part No.	Description
SIM31018	Eye Bolt with Nut and Washer (1 Ea.)
SIM31019	3" Slide Bar Adjusters (2 Ea.)
SIM31020	Floor Mount Kit (2 Ea.)



Seat Belts

Seat (lap) belts are available separately. Offered in latch-and-link, Latch F/X, and camlock styles. Black only.



Part No.	Description
SIM29004BK	Latch-and-Link, 62" Bolt-In, Pull Up
SIM29024BK	Latch-and-Link, 55" Bolt-In, Pull Down
SIM29034BK	Latch F/X, 62" Bolt-In, Pull Down
SIM32004	Camlock, 62" Bolt-In

Shoulder Harnesses

Individual shoulder harnesses are for use with camlock and latch-type restraint systems. Available in black only.



Part No.	Description
SIM30004BK	Latch, Individual, Bolt-In/Wrap-Around
SIM30010BK	Latch, 1-3/4" Hans-Compatible
SIM30011BK	Latch & Link, Hans Dual Harness, Wrap-Around
SIM33010BK	Camlock, Individual, Hans-Compatible

Nomex Harness Pads

SIM23020BK

Pads attach to harnesses or belts in seconds with Velcro and provide extra comfort when cinching belts. Sold in pairs. Black only.



Anti-Submarine Belts

Semi-adjustable anti-submarine belts are offered for use with camlock and latch-type systems. Available in black only.



Description	Black
Latch Type, 27", Bolt-In	SIM31012BK
Latch Type, 34-1/2", Pull-Up, Bolt-In	SIM31015BK
CamLock, 27", Bolt-In	SIM34012BK

Dual Anti-Submarine Belt

SIM31014BK

Dual anti-submarine belt works with latch-type restraint systems. Adjustable belt uses a standard bolt-in installation and is 27" long per side. Available in black only.



Arm Restraints

A must for open cockpit race cars, restraints have padded arm bands with steel hardware and allow easy entry and exit. Available in black, blue, or red.



Description	Black	Blue	Red
Individual Straps	SIM36000BK	SIM36000BL	SIM36000RD
Y-Straps	SIM36001BK	—	SIM36001RD
Jr. Arm Restraints	SIM3600JBK	—	—



Helmet Restraints

Fatigue-reducing helmet strap has quick attachment and adjustment with durable steel hardware. Install on helmet D-ring. Available in black or red.



Black SIM36007BK	Red SIM36007RD
---------------------	-------------------

Padded Neck Supports

Made of high-density foam and covered with durable Nomex III, supports reduce neck fatigue and are recommended for all types of racing. One size fits all with adjustable Velcro fasteners. Available in black, blue, or red.



Black SIM23022BK	Blue SIM23022BL	Red SIM23022RD
---------------------	--------------------	-------------------

Hybrid Sport

The Hybrid Sport is lighter and sleeker with defined wings for seat belt containment. Head and neck restraint weighs 20% less than previous models due to advanced carbon/polymer construction. Sliding tethers and patent-pending multi-tether system improves side-to-side movement and field of vision. Meets stringent SFI 38.1 specifications.



Part No.	Description	Tether System
SIMHS.CHD.11.SAS*	X-Small Child 22"-26" Chest	Quick-Release Tethers and D-Ring Kit
SIMHS.CHD.11	X-Small Child 22"-26" Chest	Quick-Release Tethers and D-Ring Kit
SIMHS.XSC.11	X-Small Child 22"-26" Chest	Quick-Release Tethers and D-Ring Kit
SIMHS.YTH.11.SAS*	X-Large Youth 26"-30" Chest	Quick-Release Tethers and D-Ring Kit
SIMHS.YTH.11	X-Large Youth 26"-30" Chest	Quick-Release Tethers and D-Ring Kit
SIMHS.XSM.11	X-Small 32"-36" Chest	Quick-Release Tethers and D-Ring Kit
SIMHS.SML.11.PA.FIA	Small 36"-40" Chest	Post Clip Tethers and Post Anchors
SIMHS.SML.11.SAS*	Small 36"-40" Chest	Quick-Release Tethers and D-Ring Kit
SIMHS.SML.11.PA	Small 36"-40" Chest	Post Clip Tethers and Post Anchors
SIMHS.SML.11.SAS*	Small 36"-40" Chest	Quick-Release Tethers and D-Ring Kit
SIMHS.MED.11.PA.FIA	Medium 4 0"-44" Chest	Post Clip Tethers and Post Anchors
SIMHS.MED.11	Medium 40"-44" Chest	Quick-Release Tethers and D-Ring Kit
SIMHS.MED.11.SAS*	Medium 40"-44" Chest	Quick-Release Tethers and D-Ring Kit
SIMHS.LRG.11.PA.FIA	Large 44"-48" Chest	Post Clip Tethers and Post Anchors
SIMHS.LRG.11	Large 44"-48" Chest	Quick-Release Tethers and D-Ring Kit
SIMHS.LRG.11.SAS*	Large 44"-48" Chest	Quick-Release Tethers and D-Ring Kit
SIMHS.LRG.11.M61	Large 44"-48" Chest	Quick-Release, Dual and Tether Kit
SIMHS.XLG.11.PA.FIA	X-Large 48"-52" Chest	Post Clip Tethers and Post Anchors
SIMHS.XLG.11	X-Large 48"-52" Chest	Quick-Release Tethers and D-Ring Kit

* Comes with seat belt anchor system unless noted.

2018 Speedway Bag SIM23301

Holds a helmet, head and neck restraint, suit, shoes, gloves, and more. Padded, lined, and ventilated main compartment. Wet/dry side compartments.



2018 Pit Backpack SIM23307

Heavy-duty 600d poly construction backpack includes sufficient storage for helmet, head and neck restraint, driving suit, gloves, shoes, underwear, and related items. Heavy-duty, padded shoulder straps ease carrying.



Formula Bag SIM23402 **NEW!**

Large 27"L x 13"W x 17"H Formula bag is big enough to store helmet, head-and-neck restraint, driving suit, shoes, and gloves. Double-padded bag includes a retracting, telescopic handle and in-line wheels to ease transport.



2020 Super Speedway Bag SIM23403 **NEW!**

Extra-large bag utilizes a telescoping handle and in-line wheels to ease travel. Double-padded bag measures 33-1/2"L x 18"W x 16-1/2"H to provide sufficient room for a week at the track.



Helmet and FHR Combo Bag SIM23405 **NEW!**

Compact, easy-to-carry bag effectively stores helmet and HANS or hybrid head restraint.



2020 Suit Tote Bag SIM23406 **NEW!**

Slim, compact carry bag stores a complete driving suit. Emblazoned with the Simpson racing logo.



2020 Pit Pack Bag SIM23407 **NEW!**

Back pack style bag measures 18"L x 13"W x 10"D, with padded shoulder straps and a top handle for eased carrying. Includes a large storage area, 17" laptop pocket, tablet pocket, and glasses compartment.



Road Bag SIM23408 **NEW!**

Overnight carry bag is 20"L x 11"W x 13"H and includes padded back pack straps, retracting telescopic handle and in-line wheels for eased transport. Capable of storing helmet, head restraint, personal gear, and more.





Jade 3 Driving Suits

Designed to be a high-quality, yet affordable driving suit. The Jade 3 is the only suit currently available in this pricing category with 360° arm gussets that provides increased comfort and mobility. Three-layer suit is sewn from durable PPF fabric and meets stringent SFI 3.2A/5 specifications. Lightweight suit features a tone-on-tone stitching and boot cuffs for added style and comfort. Offered as a one-piece suit, or jacket only in black.



Size	Part No.
One-Piece Driving Suits	
Medium	SC0001059J2MNR
Large	SC0001059J3LNR
X-Large	SC0001059J4XLNR
XX-Large	SC0001059J5XLNR
Jackets	
Medium	SC0001059JJ2MNR
Large	SC0001059JJ3LNR
X-Large	SC0001059JJ4XLNR
XX-Large	SC0001059JJ5XLNR

The Driver One-Piece Driving Suit

Lightweight and economical, the Driver is a single-layer version of the Jade 2 driving suit. Driving suit is sewn from treated PPF cotton for exceptional durability and fire protection. Suit meets stringent SFI 3.2A/1 specifications and is suitable for drivers, pit crew personnel, and officials. Offered in black only.



Size	Black
Small	SC0001051D1SNR
Medium	SC0001051D2MNR
Large	SC0001051D3LNR
X-Large	SC0001051D4XLNR
XX-Large	SC0001051D5XLNR
XXX-Large	SC0001051D6XLNR

Sprint 2020 Driving Suit **NEW!**

The latest evolution of the Sprint, a suit that combines exceptional fire protection, style, and value. Double-layer suit meets SFI 3.2A/5 and FIA 8856-2000 specifications, and is lighter and more breathable than previous models. Pre-curved, full floating sleeves and multiple stretch panels are incorporated to increase flexibility and comfort. One-piece suit is offered in navy/white, black, or black/red.



Size	Navy/White	Black	Black/Red
Medium	SC000109252BMBI	SC000109252NR	SC000109252NRRS
Medium/Large	SC000109254BMBI	SC000109254NR	SC000109254NRRS
Large	SC000109256BMBI	SC000109256NR	SC000109256NRRS
Large/X-Large	SC000109258BMBI	SC000109258NR	SC000109258NRRS
X-Large	SC000109260BMBI	SC000109260NR	SC000109260NRRS

Competition US Driving Suit **NEW!**

All-new, lightweight triple-layer suit is manufactured using the latest generation of fabrics, combining a soft lightweight outer fabric with breathable inserts at the sides and underarms, and large stretch panels. One-piece suit features pre-curved, full floating arm sleeves, hidden pockets, boot-cut pant legs, epaulettes, and a lightweight zipper. Offered in white/black, black/red, navy/white, or red/white, suit meets SFI 3.2A/5 specifications.

Size	Part No.
White/Black	
Medium	SC0001128SFB52BINR
Med./Large	SC0001128SFB54BINR
Large	SC0001128SFB56BINR
Lg./X-Large	SC0001128SFB58BINR
X-Large	SC0001128SFB60BINR
X-/XX-Large	SC0001128SFB62BINR
XX-Large	SC0001128SFB64BINR
XX-/XXX-Large	SC0001128SFB66BINR
Navy/White	
Medium	SC0001128SFB52BMBI
Med./Large	SC0001128SFB54BMBI
Large	SC0001128SFB56BMBI
Lg./X-Large	SC0001128SFB58BMBI
X-Large	SC0001128SFB60BMBI
X-/XX-Large	SC0001128SFB62BMBI
XX-Large	SC0001128SFB64BMBI
XX-/XXX-Large	SC0001128SFB66BMBI
Black/Red	
Medium	SC0001128SFB52NRBR
Med./Large	SC0001128SFB54NRBR
Large	SC0001128SFB56NRBR
Lg./X-Large	SC0001128SFB58NRBR
X-Large	SC0001128SFB60NRBR
X-/XX-Large	SC0001128SFB62NRBR
XX-Large	SC0001128SFB64NRBR
XX-/XXX-Large	SC0001128SFB66NRBR
Red/White	
Medium	SC0001128SFB52RSBN
Med./Large	SC0001128SFB54RSBN
Large	SC0001128SFB56RSBN
Lg./X-Large	SC0001128SFB58RSBN
X-Large	SC0001128SFB60RSBN
X-/XX-Large	SC0001128SFB62RSBN
XX-Large	SC0001128SFB64RSBN
XX-/XXX-Large	SC0001128SFB66RSBN



Victory 2020 Driving Suit **NEW!**

The Victory is a single-layer driving suit that offers multi-layer-like protection. One-piece suit is constructed from soft, HOCOTEX material, which is two times more breathable than traditional suits, and utilizes a honeycomb structure with internal air cells for increased fire protection. Offered gray/orange or black/gray, suit meets SFI 3.2A/5 and FIA 8856-2000 standards.

Size	Gray/Orange	Black/Gray
Medium	SC0001135H52GNAR	SC0001135H52NGBO
Medium/Large	SC0001135H54GNAR	SC0001135H54NGBO
Large	SC0001135H56GNAR	SC0001135H56NGBO
Large/X-Large	SC0001135H58GNAR	SC0001135H58NGBO
X-Large	SC0001135H60GNAR	SC0001135H60NGBO
X-Large/XX-Large	SC0001135H62GNAR	SC0001135H62NGBO



Conquest 2.0 Driving Suit **NEW!**

The latest evolution of the Conquest one-piece driving suit, the 2.0 is made from lighter, softer 100% Aramid material. An exceptional value, double-layer suit includes pre-curved arms for added comfort in the driving position. Offered in standard cuff or boot cuff designs in black/white or black/red, suit meets SFI 3.3A/5 and FIA 8856-2000 specifications.

Size	Black/White	Black/Red
Standard-Cuff Pant Leg Suits		
X-Small	SC000116648NRBI	SC000116648NRRS
Small	SC000116650NRBI	SC000114150NRRS
Medium	SC000116652NRBI	SC000116652NRRS
Medium/Large	SC000116654NRBI	SC000116654NRRS
Large	SC000114156NRBI	SC000114156NRRS
Large/X-Large	SC000114158NRBI	SC000114158NRRS
X-Large	SC000116660NRBI	SC000116660NRRS
X-Large/XX-Large	SC000116662NRBI	SC000116662NRRS
Boot-Cut Pant Leg Suits		
X-Small	SC0001166B48NRBI	SC0001166B48NRRS
Small	SC0001141B50NRBI	SC0001166B50NRRS
Medium	SC0001141B52NRBI	SC0001141B52NRRS
Medium/Large	SC0001141B54NRBI	SC0001141B54NRRS
Large	SC0001141B56NRBI	SC0001141B56NRRS
Large/X-Large	SC0001141B58NRBI	SC0001141B58NRRS
X-Large	SC0001141B60NRBI	SC0001141B60NRRS
X-Large/XX-Large	SC0001141B62NRBI	SC0001141B62NRRS
XX-Large	SC0001141B64NRBI	SC0001141B64NRRS
XX-Large/XXX-Large	SC0001141B66NRBI	SC0001141B66NRRS

Shield RW-9 Underwear

Shield FIA-certified Nomex undergarments are designed to deliver the highest degree of protection, comfort, and breathability. Choose from white or black.



Size	White	Black
Underwear Tops		
Medium/Large	SC0001764MBOML	SC0001764MNRML
X-Large/XX-Large	SC0001764MBOXLXXL	SC0001764MNRXLXXL
XXX-Large	SC0001764MBOXXXL	SC0001764MNRXXXL
Underwear Bottoms		
Medium/Large	SC0001765PBOML	SC0001765PNRML
X-Large/XX-Large	SC0001765PBOXLXXL	SC0001765PNRXLXXL
XXX-Large	SC0001765PBOXXXL	SC0001765PNRXXXL
Socks		
Small	SC0001511BI11	SC0001512NR11
Medium	SC0001511BI112	SC0001512NR112
Large	SC0001511BI12	SC0001512NR12
X-Large	SC0001511BI1212	SC0001512NR1212

Head Sock

Head sock is made from seamless, stretchable Nomex for added flexibility and comfort. Meets FIA standards. Choose from white or black. One size fits all.

Part No.	Color
SC0001494B0	White
SC0001494NR	Black



Land 2020 Driving Gloves **NEW!**

Entry-level competition gloves feature an ergonomic palm design with reinforced stitching that conforms to the hand's position. Suede anti-slip fingertip and palm grips are incorporated to provide improved feel. Meets SFI and FIA specifications. Offered in blue, yellow, black, or red.

Size	Part No.
Blue	
X-Small	SC000135708EB
Small	SC000135709EB
Medium	SC000135710EB
Large	SC000135711EB
X-Large	SC000135712EB
XX-Large	SC000135713EB
Yellow	
X-Small	SC000135708GF
Small	SC000135709GF
Medium	SC000135710GF
Large	SC000135711GF
X-Large	SC000135712GF
XX-Large	SC000135713GF
Black	
X-Small	SC000135708NR
Small	SC000135709NR
Medium	SC000135710NR
Large	SC000135711NR
X-Large	SC000135712NR
XX-Large	SC000135713NR
Red	
X-Small	SC000135708RS
Small	SC000135709RS
Medium	SC000135710RS
Large	SC000135711RS
X-Large	SC000135712RS
XX-Large	SC000135713RS



Arrow 2020 Driving Gloves **NEW!**

Gloves offer an incredible grip and exceptional comfort. Palms are imprinted with HTX, a patented material that increases grip, comfort, and dexterity. "Touch-S" technology allows using lap time apps, phones, etc. without removing gloves. SFI and FIA approved, gloves are offered in white/black, black/white, or black/red.

Size	Part No.
White/Black	
Medium	SC000131410BINR
Large	SC000131411BINR
X-Large	SC000131412BINR
Black/White	
Medium	SC000131410NRBI
Large	SC000131411NRBI
X-Large	SC000131412NRBI
Black/Red	
Medium	SC000131410NRRS
Large	SC000131411NRRS
X-Large	SC000131412NRRS





Skid Driving Shoes **NEW!**

Lightweight driving shoes utilize an ultra-soft leather upper with an offset closure system, eliminating the need for a traditional shoe tongue. The offset design moves the pressure point of traditional laces from the top to the side for increased comfort. The rubber outer sole is specially-textured for improved pedal grip. Offered in black/gray or black, shoes meet SFI and FIA standards.

Size	Part No.
Black/Gray	
8-8.5 (42 Euro)	SC000127542NRGR
9-9.5 (43 Euro)	SC000127543NRGR
10-10.5 (44 Euro)	SC000127544NRGR
11-11.5 (45 Euro)	SC000127545NRGR
Black	
8-8.5 (42 Euro)	SC000127542NRNR
9-9.5 (43 Euro)	SC000127543NRNR
10-10.5 (44 Euro)	SC000127544NRNR
11-11.5 (45 Euro)	SC000127545NRNR



X-Light Driving Shoes **NEW!**

Developed using feedback from professional drivers, the X-Light is constructed from Jaquard, a durable fabric that allows the shoe to stretch and breathe. Mid-boot design includes a calf-skin leather upper with perforated vents, while the pure lightweight rubber sole is anti-static, and fuel and oil resistant. Meets SFI and FIA specifications. Offered in gray/orange or black.

Size	Part No.
Gray/Orange	
8-8.5 (42 Euro)	SC000128342GRAF
9-9.5 (43 Euro)	SC000128343GRAF
10-10.5 (44 Euro)	SC000128344GRAF
11-11.5 (45 Euro)	SC000128345GRAF
Black	
8-8.5 (42 Euro)	SC000128342NRGR
9-9.5 (43 Euro)	SC000128343NRGR
10-10.5 (44 Euro)	SC000128344NRGR
11-11.5 (45 Euro)	SC000128345NRGR



Pit Stop Shoes **NEW!**

An SFI-approved shoe that may be used for "over the wall" crew use, or for racing where a durable, thicker sole shoe is desired such as off-road racing. Shoe combines a suede upper with perforated tongue and heel for superior breathability with leather panels in the toe box and heel for durability. Sole is anti-static, and fuel and oil resistant. Black only.

Size	Part No.
7.5	SC00012CREW075NR
8	SC00012CREW008NR
8.5	SC00012CREW085NR
9	SC00012CREW009NR
9.5	SC00012CREW095NR
10	SC00012CREW010NR
10.5	SC00012CREW105NR
11	SC00012CREW011NR
11.5	SC00012CREW115NR
12	SC00012CREW012NR
12.5	SC00012CREW125NR
13	SC00012CREW013NR
14	SC00012CREW014NR
15	SC00012CREW015NR



Slalom+ Fabric Driving Shoes **NEW!**

All-new, mid-top driving shoe features a durable suede and fabric upper, which allows it to stretch and breathe. Cushioned inner sole adds comfort, while the slim rubber sole is anti-slip, anti-static, oil, and fuel resistant. Offered in black only. Meets SFI and FIA standards.

Size	Part No.
7-7.5 (Euro 41)	SC000127441NR
8-8.5 (Euro 42)	SC000127442NR
9-9.5 (Euro 43)	SC000127443NR
10-10.5 (Euro 44)	SC000127444NR
11-11.5 (Euro 45)	SC000127445NR
12 (Euro 46)	SC000127446NR
13 (Euro 47)	SC000127447NR
13-14 (Euro 48)	SC000127448NR



Race 2 Driving Shoes

The Race 2 driving shoe is an evolution of the popular Race shoe with improvements for added comfort and control. A wide toe box and comfort Achilles panel offer eased ankle movement, while the new sole design provides improved pedal feel. Velcro closure provides a custom fit. SFI-approved, the Race 2 is offered in black only.

Size	Part No.
9	SC0001272009N
9-1/2	SC0001272095N
10	SC0001272010N
10-1/2	SC0001272105N
11	SC0001272011N
11-1/2	SC0001272115N



Stand 21 Club III FHR **NEW!**

Lightweight and affordable, this effective FHR is constructed from thermoplastic-injected resin reinforced with carbon fiber. Proprietary honeycomb design provides a superior strength-to-weight ratio. Self-neutralizing floating single-tether provides maximum flexibility, while delivering superior driver protection. Meets stringent SFI 38.1 and FIA 8858-2000 specifications. **Note: If replacing a Hans device that used spring-post anchors, new posts will not be required as they are compatible with the Club III. For all others, purchase of compatible spring posts are required for the Club III.**



Part No.	Description
SC0SHR20LCS3	Club 3 FHR, Large
SC0SHR20MCS3	Club 3 FHR, Medium



Ethan Barrow

Mike Reusche



Tour Bag **NEW!**

Large, rolling duffel bag can store all racing gear including helmet, driving suit, gloves, shoes, head-and-neck restraint, and undergarments. Bag is 16"H x 33"L x 15"W and includes a telescoping handle, harness straps, and in-line wheels to ease transport. Offered in black/red or black/silver.

Part No.	Color
SC0016437NRRS	Black/Red
SC0016437NRSI	Black/Silver



Trip Bag SC0016439NRSI **NEW!**

The ultimate duffel bag, made from durable, lightweight material, features a large-capacity top-zip compartment that can hold all racing gear. Measures 15" H x 26"L x 14"W, with incorporated shoulder strap and handle to ease carrying. Offered in black/silver only.



Stage Backpack **NEW!**

Designed to hold racing gear including a laptop and tablet, backpack measures 15"H x 12"L x 6"W. Features two front and side pockets, an organizer compartment with internal pockets, large main storage compartment, and a padded laptop compartment. Ergonomic padded shoulder straps ease carrying.



Part No.	Color
SC0016440NRAZ	Black/Blue
SC0016440NRNR	Black
SC0016440NRRS	Black/Red

Travel Bag **NEW!**

Specifically sized as a "carry-on" bag for air travel, travel bag is 10"H x 22"L x 14"W. Stylish bag includes multiple internal pockets and a reinforced under compartment. Telescoping handle and in-line wheels ease transport. Offered in black/red or black/silver.

Part No.	Color
SC0016438NRRS	Black/Red
SC0016438NRSI	Black/Silver



Dry-Tech Helmet Bag SC0016441NRSI **NEW!**

Innovative bag includes a built-in drying system with 12V fan and ventilation holes to keep helmet dry, clean, and fresh. Fan is powered by a USB cord, so any powered USB adapter may be used for power. Bag includes carrying and shoulder straps, and can accommodate helmet with HANS device still attached. Black/silver only.



SB Chevy 4340 Forged Steel H-Beam Connecting Rods

Premium H-beam connecting rods are among the strongest available. Forged from premium 4340 steel, rods are profiled for extra clearance for stroker applications and utilize a specially-doweled cap for precise cap-to-rod alignment. Sold in sets of eight, rods are bushed for use with full floating wrist pins.

Part No.	Rod Length	Rod Journal	Pin End Bore	Big End Width
SB Chevy				
SPM1-274-015	5.700"	2.100"	.927"	.945"
SPM1-274-019	6.000"	2.100"	.927"	.945"



Cylinder Head Stud Kits

Manufactured from aircraft-quality, high-tensile 8740 chrome moly steel, studs are heat-treated prior to thread rolling and machining. Rated at 190,000 PSI, stud kits are sold complete with 12-pt. nuts and hardened parallel washers for even distribution and accurate torque readings.

Part No.	Application
SPMPCE279.1001	SB Chevy 265-400
SPMPCE279.1012	SB Ford 351W





29" Torsion Bars

Manufactured from aircraft-quality chrome vanadium steel for exceptional yield strength and resistance to fatigue, Strange Oval Torsion Bars may be stressed much further than traditional 4340 steel units. Torsion bars listed are engineered for 358's applications.



Part No.	Description
1-1/8" Tubular Bar	
SOTSEA09252900	925 Solid Bar Rate, 29.00" Length
1-1/8" Torsion Bar	
SOTSEA09502900	950 Solid Bar Rate, 29.00" Length

Sprint Car Tubular Torsion Bars (3/4" Hole) - 30"

Strange Oval uses aircraft-grade chrome vanadium steel which offers superior yield strength, fatigue properties, and impact strength. The high carbon content of this proprietary steels allows for increased hardness and strength while the vanadium alloys have a higher shear modulus and elongation. Bottom-line....this enables the bar to be stressed to a much higher point (20%-30%) than those made of 4340 steel and also contributes greatly to bar memory and eliminates ride-height changes.



Part No.	Description
Tubular 1-1/8" Torsion Bar	
SOTSEE09753000	.975" x 30"
SOTSEE10503000	.987" x 30"
SOTSEE10003000	1.000" x 30"
SOTSEE10153000	1.015" x 30"
SOTSEE10253000	1.025" x 30"




Locking Header Bolts

Locking header bolts may be used over and over. Also available in stainless steel for limited applications.

Note: "DHH" signifies double hex head.

Part No.	Description
GM LS1/LS6	
SGE8900	8mm-1.25 x 22mm 6-pt. DHH, 12 Pcs.
SB Chevy 265-400	
SGE8911	3/8"-16 x 3/4" DHH, 12 Pcs.
SGE8911A	3/8"-16 x 1" DHH, 12 Pcs.
SGE8931	3/8"-16 x 1" 12-pt., 12 Pcs.
SGE8951	3/8"-16 x 1" 6-pt., 12 Pcs., Stainless
SB Ford 260-351	
SGE8913	3/8"-16 x 3/4" DHH, 16 Pcs.
SGE8913A	3/8"-16 x 1" DHH, 16 Pcs.



File-Fit Plasma Moly Piston Ring Sets By Application

Sets have high-strength ductile iron top rings with Plasma Moly facing for instant seating and superior sealing. Taper face iron second rings deliver excellent oil control, and the stainless steel SS-50 oil ring package is among the industry's best. Sets with low (15-18 lbs.) or light (5-10 lbs.) tension oil rings are for race-only engines and reduce internal friction for increased horsepower and torque. Instructions for recommended file-fitting methods included. Please specify oversize (.005", .025", .035", .045", or .065") when ordering.

Engine	Std. Bore	Top Ring	2nd Ring	Oil Ring	Sizes Available	Part No.
Chevy						
302, 327, 350	4.000"	5/64"	5/64"	3/16"	.005", .025", .035", .045", .065"	SEAR9343
		1/16"	1/16"	3/16"	.025", .035", .045", .065"	SEAR9771
		1/16"	1/16"	3/16"	.035", .045", .065"	SEAR9401*
		.043"	.043"	3.0mm	.035"	SEAR20100†
400	4.125"	5/64"	5/64"	3/16"	.005", .035", .065"	SEAR5879
		1/16"	1/16"	3/16"	.005", .035", .045", .065"	SEAR10248
		1/16"	1/16"	3/16"	.005", .035", .045", .065"	SEAR9346*



* Includes low-tension oil ring package (15-18 lbs.) for racing only.

† Includes light-tension oil ring package (5-10 lbs.) for racing engines with crankcase evacuation system.



Standard Gap "Drop-In" Plasma Moly Piston Ring Sets By Application

Speed-Pro's standard gap "drop-in" plasma moly piston ring sets may be installed right out-of-the-box without the hassles of file-fitting. Sets include plasma moly-faced, ductile iron top rings, taper-faced iron second rings and standard tension, stainless steel SS-50 oil rings. Please specify size/oversize (Standard, .020", .030", .040", and .060") when ordering.

Engine	Std. Bore	Top Ring	2nd Ring	Oil Ring	Sizes Available	Part No.
Chevy						
302, 327, 350	4.000"	5/64"	5/64"	3/16"	Standard, .030"	SEAR9903
		1/16"	1/16"	3/16"	Standard, .020", .030", .040", .060"	SEAR9902
		1/16"	1/16"	1/8"	.030", .060"	SEAR9968
400	4.125"	5/64"	5/64"	3/16"	.030"	SEAR10374



Competition Series Engine Bearings

Bearings offer improved dimensional accuracy, reduced overplate thickness, and higher resistance to fatigue. Please specify sizing (standard, .001", .010", .020", .030", or 1x) when ordering.



Camshaft and Lifter Prelube SEA55-400

Assembly lube is formulated for excellent break-in protection and will quickly dissolve in oil after engine has warmed. 4-oz. bottle.



Application	Rod Bearings	Main Bearings	Cam Bearings
Small Block Chevy			
283, 327	SEA8-7065CH	—	SEA1235M †
302, 305, 307, 350	SEA8-7100CH	SEA139M	SEA1235M
400	SEA8-7100CH	SEA140M	SEA1235M

† Fits 1964-up only.

Complete Performance Engine Overhaul Gasket Set

Part No.	Description
FEL260-1000	1955-85 SBC 265, 283, 302, 307, 327, 350
FEL260-1000AT*	1959-74 SBC 283, 302, 307, 327, 350
FEL260-1000BT*	1975-79 SBC 305, 350
FEL260-1016	1970-80 SBC 400

* Gasket set includes 1-pc. oil pan gasket with steel core.



SuperTrapp's exhaust outlet is actually a series of precise gaps between diffuser discs. As exhaust travels from the center of the diffuser disc toward the outside, it moves into a larger area, creating a pressure drop; exhaust gases are drawn out or scavenged. Adding discs increases the size of the outlet, thereby reducing back pressure, increasing top end power, racing sound level, and leaning out carburetion. By adding or subtracting discs, the power band can be quickly and easily adjusted.

Model 549 Short S/C Standard SPR549-3514

Muffler has 3-1/2" diameter inlet, 3" core, and is 14" long. Weighs 6-1/2 lbs.



Model 549 Long S/C Standard

Mufflers are 18-1/2" long with a 5" diameter and a choice of 2-1/2", 3", and 3-1/2" inlets, and 2-1/2" or 3" cores.



Part No.	Description
SPR549-2519	Long Muffler, 2-1/2" Inlet, 2-1/2" Core
SPR549-3019	Long Muffler, 3" Inlet, 3" Core

Model 544 Disc Only

Disc-only models depend only upon the discs for noise reduction and are ideal for limited space. The 544 models use 5" diffuser discs.



Part No.	Description
SPR544-2503	Fits 2-1/2" Diameter Pipe
SPR544-3003	Fits 3" Diameter Pipe
SPR544-3503	Fits 3-1/2" Diameter Pipe

5" Diffuser Disc Packs

Add discs to decrease back pressure, increase top-end performance... and noise level. Remove discs to lower noise level, with an increase in bottom-end power.



Part No.	Description
SPR504-6506	6-Pack
SPR504-6512	12-Pack



Water Pumps

Designed for racing and competition-proven, every Stewart pump is serial numbered, documented, pressure tested, and run-in at 10,000 RPM. We stock Stage 1, 2, 3, and the top-of-the-line Stage 4 pumps.

Stage 1 Water Pumps


Pumps use new original equipment iron castings that are machined and assembled to exacting standards. Pumps appear stock externally and may be used with stock lines and brackets. Unlike stock pumps, the Stage 1 has a precisely machined fan hub for perfect pulley alignment, high-flow impeller, special water/anti-freeze compatible seal assembly, and, on some Stage 1 models, a severe-duty 3/4" ball/roller bearing. The Stage 1 has a full one-year warranty.



Part No.	Description
Small Block Chevrolet	
STE12103	Pre-1969, Short, 5/8" Shaft - (5.625")
STE12203	Pre-1969, Short, Severe-Duty 3/4" Shaft - (5.625")
STE13103	1971-82 Corvette, Severe-Duty 3/4" Shaft - (5.795")
STE13113	1969-86 Long, 5/8" Shaft - (6.932")

Stage 2 Water Pumps


Stage 2 pumps are inexpensive but very effective and include exclusive Stewart features like heat-treated, ribbed 356-T6 aluminum castings, extra-rigid cam stops with exclusive 5/8" or 3/4" ball/roller bearings, maximum-flow, close-tolerance nodular iron impellers, machined fan hubs with dual bolt patterns, and water/anti-freeze compatible seal assemblies.



Part No.	Description
Small Block Chevrolet	
STE22103	Pre-1969, Short, 5/8" Shaft - (5.625")
STE22203	Pre-1969, Short, Severe-Duty 3/4" Shaft - (5.625")
STE23103	1971-82 Corvette, 3/4" Shaft - (5.795")
STE23113	1969-86 Long, 5/8" Shaft - (6.932")

Stage 4 Water Pumps

Stage 4 pump incorporates all-new DRV-8 Series 8-Vane CNC-machined billet 6061-T6 aluminum impellers and flows up to 41% more water at twice the pressure of traditional units, assuring equal flow to left and right cylinder heads while consuming less horsepower. Has all the same features as Stage 3 Pumps, plus a full one-year warranty.



Part No.	Description
Small Block Chevrolet	
STE42200	Pre-1969 Short, 3/4" Shaft, Adjustable - (5.625")
STE42203	Pre-1969 Short, 3/4" Shaft - (5.625")
STE43103	1971-82 Corvette, 3/4" Shaft - (5.795")

Pro Series Water Pump STE50005

Engineered exclusively for small block Chevy racing applications, the Pro Series water pump utilizes a twin volute housing and replaceable water pump cartridge, which provides a perfectly balanced and unsurpassed flow of coolant to both sides of the block. Super-efficient pump uses only two horsepower, while delivering 50 GPM of flow.



Pump is 5.825" high, with a heavy-duty 3/4" shaft, 1/2" billet steel hub, -16AN side outlets, and stock mounting holes.



Professional Piston And Ring Kits

Revolutionary piston kits have modern racing pistons with low-friction metric ring sets. Kits include lightweight forged side relief (FSR) pistons, wrist pins with carbon steel wire locks, and JE Pro Seal premium piston ring set, complete with 1.2mm premium steel top rings, 1.5mm Napier second rings, and 3.0mm standard tension oil rings. **Note: Compression ratios are based on the following combustion chambers: SB Chevy: 64cc**



Part No.	Bore Size	Stroke	Rod Length	Dish/Dome Volume	Comp. Height	Comp. Ratio
Small Block Chevy						
High-Compression Domed Pistons						
SRP271058	4.030"	3.750"	6.000"	7cc	1.125"	12.9:1
SRP271059	4.030"	3.480"	6.000"	11cc	1.260"	12.7:1
SRP271066	4.155"	3.750"	6.000"	4cc	1.125"	13.0:1

Performance Forged Pistons

SRP pistons, manufactured by JE, are "making performance affordable". SRP-specific forgings eliminate several phases of the manufacturing process, saving time and cutting costs with high-volume production. All pistons are machined to accept 1/16" top, 1/16" second, and 3/16" oil rings. Sold in sets of eight, with wrist pins and double Spiro Locks. **Notes: Compression ratios based on the following combustion chambers: SB Chevy: 64cc**



Part No.	Bore Size	Stroke	Rod Length	Dish/Dome Volume	Comp. Height	Comp. Ratio
Small Block Chevy						
High-Compression Domed Pistons						
SRP140678	4.030"	3.480"	6.000"	11cc	1.260"	12.9:1
SRP140348 *	4.030"	3.750"	6.000"	7cc	1.125"	12.9:1
SRP140679	4.040"	3.480"	6.000"	11cc	1.260"	13.0:1
SRP140349 *	4.040"	3.750"	6.000"	7cc	1.125"	12.9:1
SRP140680	4.060"	3.480"	6.000"	11cc	1.260"	13.0:1
SRP140350 *	4.060"	3.750"	6.000"	7cc	1.125"	13.0:1
SRP142021	4.155"	3.750"	5.700"	4cc	1.425"	12.9:1
SRP142024 *	4.155"	3.750"	6.000"	4cc	1.125"	12.9:1
SRP142035	4.165"	3.480"	6.000"	9cc	1.260"	13.0:1
SRP142025 *	4.165"	3.750"	6.000"	4cc	1.125"	12.9:1

* Oil rail supports included.



ST5.1 GT Carbon **NEW!**

The ST5 GT carbon features a fully redesigned shell for optimized size, air flow, visibility, and reduced weight. Constructed from advanced Autoclave-molded carbon/Kevlar composite for the ultimate in protection and weight savings. Meets stringent Snell SA2020 and FIA8859-2015 standards, and includes noise-attenuating earmuffs, fully integrated intercom plug, and integrated M6 nuts to provide full head-and-neck restraint compatibility. Offered in natural carbon fiber finish.



Size	Part No.
Small (55 cm)	STIAA0700AF1T55
Medium (57 cm)	STIAA0700AF1T57
Large (59 cm)	STIAA0700AF1T59
Large (60 cm)	STIAA0700AF1T60
X-Large (61 cm)	STIAA0700AF1T61
XX-Large (63 cm)	STIAA0700AF1T63
XXX-Large (64 cm)	STIAA0700AF1T64

ST5.1 GT Composite **NEW!**

Constructed from autoclave-molded Kevlar/fiberglass composite, the ST5.1 GT Composite meets stringent Snell SA2020 and FIA8859-2015 standards. Includes noise-attenuating earmuffs, fully integrated intercom plug, and M6 nuts to provide head-and-neck restraint compatibility. Offered in silver or flat black. Choose from helmets with or without integrated Rally electronics, a basic kit designed for intercom use in a relatively low-noise environment.



Size	Silver Part No.	Flat Black Part No.
ST5.1 GT Composite		
X-Small (54 cm)	STIAA0700AF2T54	STIAA0700AF2T540401
Small (55 cm)	STIAA0700AF2T55	STIAA0700AF2T550401
Medium (57 cm)	STIAA0700AF2T57	STIAA0700AF2T570401
Large (59 cm)	STIAA0700AF2T59	STIAA0700AF2T590401
Large (60 cm)	STIAA0700AF2T60	STIAA0700AF2T600401
X-Large (61 cm)	STIAA0700AF2T61	STIAA0700AF2T610401
XX-Large (63 cm)	STIAA0700AF2T63	STIAA0700AF2T630401
XXX-Large (64 cm)	STIAA0700AF2T64	STIAA0700AF2T640401
ST5.1 GT Composite with Rally Electronics		
Large (59 cm)	STIAA0700AF2T59AE0210	STIAA0700AF2T590401AE021
Large (60 cm)	STIAA0700AF2T60AE0210	STIAA0700AF2T600401AE021
X-Large (61 cm)	STIAA0700AF2T61AE0210	STIAA0700AF2T610401AE021

Replacement Visors

High-quality anti-fog visors fit all ST5 helmets.



Part No.	Description
STIYA0800	Clear
STIYA0801	Medium Smoke
STIYA0804	Dark Mirror
STIYA0805	Blue Iridium
STIYA0807.2	Red Iridium
STIYA0813	Amber

Helmet Accessories and Replacement Components

Part No.	Description
STIYA0817	Visor Screw Kit, ST5
STIYA0818	Visor Locking Pin, ST5
STIYA0834	Top Air, Non-Adjust, ST5



Shield Cleaner STIYA0640

Cleans shields effectively without damaging anti-fog and anti-scratch coatings. Sold in 20-oz. aerosol can.



Tear-Offs

Tear-offs are laminated, 2 mil thick, and fit all Stilo ST 5 helmets. Sold in three packages of ten pieces (30 tear-offs).

Part No.	Description
ROP10259C	Clear
STI10259S	Smoke



Helmet Bag STIYY0016

Emblazoned with the Stilo logo, premium-quality helmet bag is big enough for a helmet and head-and-neck-restraint. Bag includes a durable canvas exterior, padded velour interior, and heavy-duty zipper.



Zainetto Backpack STIYA0017S

Durable oxford polyester fabric backpack can safely store personal items including laptop, glasses, headgear, and more. Multiple side and front organizer pockets provide plenty of storage for smaller items. Backpack is 18"H x 16"W x 8"D and includes adjustable shoulder and chest straps for eased carrying.





RACE FUELS

Gen2 5-Gallon Race Jugs **NEW!**

New and improved, high-density polyethylene Gen2 5-gallon race jugs feature an ergonomically-improved grip and a de-leted vent, eliminating any possibility of leakage. Choose from jug with traditional cap, jug without cap, jug with self-venting filler hose that eliminates the possibility of leakage, or jug with FastFlo lid and vehicle adapter, which allows rapid refueling of race vehicles. Includes cap, unless specified.

Color	Standard Jug/ No Vent	Standard Jug/ No Lid	Self-Venting Jug	FastFlo Jug
Clear	SRJR7200CL	SRJR7200CL-BJ	SRJR7200CLHOSE	SRJR7200CL-FF
Red	SRJR7200RD	SRJR7200RD-BJ	SRJR7200RDHOSE	SRJR7200RD-FF
Blue	SRJR7200BL	SRJR7200BL-BJ	SRJR7200BLHOSE	SRJR7200BL-FF
Purple	SRJR7200PU	SRJR7200PU-BJ	SRJR7200PUHOSE	SRJR7200PU-FF
Pink	SRJR7200PK	SRJR7200PK-BJ	SRJR7200PKHOSE	SRJR7200PK-FF
Black	SRJR7200BK	SRJR7200BK-BJ	SRJR7200BKHOSE	SRJR7200BK-FF
Green	SRJR7200GR	SRJR7200GR-BJ	SRJR7200GRHOSE	SRJR7200GR-FF
Yellow	SRJR7200YL	SRJR7200YL-BJ	SRJR7200YLHOSE	SRJR7200YL-FF
Orange	SRJR7200OR	SRJR7200OR-BJ	SRJR7200ORHOSE	SRJR7200OR-FF
White	SRJR7200WH	SRJR7200WH-BJ	SRJR7200WHHOSE	SRJR7200WH-FF



Gen3 5-Gallon Race Jugs **NEW!**

Identical in size and construction to the Gen2 but with the addition of a threaded vent. High-density, polyethylene Gen3 5-gallon race jugs feature an ergonomically-improved grip and a threaded vent, which may be capped, or fitted with the self-venting hose. Choose from jug with traditional cap, jug without cap, jug with self-venting filler hose that eliminates the possibility of leakage, or jug with FastFlo lid and vehicle adapter, which allows rapid refueling of race vehicles. Includes cap, unless specified.

Color	Standard Jug	Standard Jug/ No Lid	Self-Venting Jug	FastFlo Jug
Clear	SRJR7500CL	SRJR7500CL-BJ	SRJR7500CLHOSE	SRJR7500CL-FF
Red	SRJR7500RD	SRJR7500RD-BJ	SRJR7500RDHOSE	SRJR7500RD-FF
Blue	SRJR7500BL	SRJR7500BL-BJ	SRJR7500BLHOSE	SRJR7500BL-FF
Purple	SRJR7500PU	SRJR7500PU-BJ	SRJR7500PUHOSE	SRJR7500PU-FF
Pink	SRJR7500PK	SRJR7500PK-BJ	SRJR7500PKHOSE	SRJR7500PK-FF
Black	SRJR7500BK	SRJR7500BK-BJ	SRJR7500BKHOSE	SRJR7500BK-FF
Green	SRJR7500GR	SRJR7500GR-BJ	SRJR7500GRHOSE	SRJR7500GR-FF
Yellow	SRJR7500YL	SRJR7500YL-BJ	SRJR7500YLHOSE	SRJR7500YL-FF
Orange	SRJR7500OR	SRJR7500OR-BJ	SRJR7500ORHOSE	SRJR7500OR-FF
White	SRJR7500WH	SRJR7500WH-BJ	SRJR7500WHHOSE	SRJR7500WH-FF



Utility Jug Accessories and Replacement Components

Part No.	Description
SRJR1100BK	Standard Lid
SRJR1100BK	Replacement Utility Jug Lid
SRJR1110BKSQ	Lid with Hose Adapter
SRJR1200BK	Replacement Jug Vent
SRJR3044	Deluxe Filler Hose
SRJR3044SV	Self-Venting Hose NEW!
SRJR4045	Aluminum Hose Valve
SRJR5226	Plastic Filler Hose



3-Gallon Utility Jugs **NEW!**

Heavy-duty 3-gallon utility jugs are constructed from high-density polyethylene, with a tri-ribbed bottom that adds strength and doubles as a multi-grip pouring handle. Offered in clear, red, or blue with standard or FastFlo lid with vehicle adapter, which allows rapid refueling of race vehicles. Sold complete with cap.



Color	Standard Jug	FastFlo Jug
Clear	SRJR3100CL	SRJR3100CL-FF
Red	SRJR3100RD	SRJR3100RD-FF
Blue	SRJR3100BL	SRJR3100BL-FF

Fastflo Lid

Innovative Fastflo lid allows quickly dispensing fuel directly from a 5-gallon utility jug.

Part No.	Description
SRJFF1000	Fastflo Jug Lid with Vehicle Adapter
SRJFF1001	Fastflo Jug Lid
SRJFF1002	Fastflo Vehicle Tank Adapter

D-Shaped Funnel

Large, D-shaped funnel eases transfer of fuel into utility jugs or fuel cells.

Part No.	Description
SRJR6200RD	D-Shaped Funnel, Red
SRJR6201	Stainless Screen for Funnel



SRJR6201



Coil-Over Springs

High-quality chrome silicon springs have a steel blue epoxy finish and are metal tagged for easy identification. All diameters and rates are in stock.

Rate	2-1/2" Dia.					1-7/8" Dia.	
	14" Tall	12" Tall	10" Tall	8" Tall	7" Tall	10" Tall	8" Tall
80	—	SSSB80	SSSC80	—	—	—	—
90	—	—	SSSC90	—	—	—	—
100	—	—	SSSC100	—	—	—	SSSZZ100
120	—	—	—	—	—	—	SSSZZ120
125	SSSA125	—	SSSC125	—	—	—	—
130	—	—	—	—	—	SSSZA130	—
140	—	—	—	—	—	SSSZA140	—
150	SSSA150	SSSB150	—	SSSD150	—	SSSZA150	—
160	—	—	—	—	—	SSSZA160	—
175	SSSA175	SSSB175	—	SSSD175	—	—	—
200	—	—	—	SSSD200	—	SSSZA200	SSSZZ200
220	—	—	—	—	—	SSSZA220	—
225	—	SSSB225	SSSC225	SSSD225	—	—	—
240	—	—	—	—	—	—	SSSZZ240
250	SSSA250	SSSB250	SSSC250	—	SSSE250	—	—
260	—	—	—	—	—	SSSZA260	—
275	SSSA275	SSSB275	—	—	—	—	—
280	—	—	—	—	—	—	SSSZZ280
300	SSSA300	SSSB300	—	SSSD300	—	SSSZA300	SSSZZ300
320	—	—	—	—	—	—	SSSZZ320
350	—	SSSB350	SSSC350	SSSD350	—	—	—
375	—	SSSB375	—	—	—	—	—
400	—	—	SSSC400	SSSD400	—	—	—
450	—	—	—	SSSD450	—	—	—
500	—	SSSB500	SSSC500	—	SSSE500	—	—
650	—	—	SSSC650	—	—	—	—



Quarter Midget Springs

High-quality chrome silicon springs have a steel blue epoxy finish and are metal tagged for easy identification. All diameters and rates are in stock.

Rate	3.5" Tall	5" Tall	ID
85	—	SSSUT5-085	1.7"
110	—	SSSUT5-110	1.7"
125	—	SSSUT5-125	1.7"
130	SSSTU3.5-130	—	1.7"
135	—	SSSUT5-135	1.7"
140	—	SSSUT5-140	1.7"
145	—	SSSUT5-145	1.7"
150	—	SSSUT5-150	1.7"
155	—	SSSUT5-155	1.7"
160	—	SSSUT5-160	1.7"





Wing Valve

Manufactured from forged aluminum, two-way control valve is compact and lightweight. Valve includes integral mounting bosses and is sold complete with fittings.



SWE306-10100



SWE306-10250

Part No.	Description
SWE306-10100	Standard Wing Valve
SWE306-10250	Gen-2 Wing Valve

Wing Cylinders

Specifically designed to endure the rigors of sprint car racing. Rigid, aluminum-bodied hydraulic wing cylinder is fitted with a steel piston and pushrod assembly, while heavy-duty bushings and seals eliminate any possibility of leakage.



Part No.	Description
SWE306-10210	8" Wing Cylinder
SWE306-10200	10" Wing Cylinder
SWE306-10215	12" Wing Cylinder

Complete Rebuild Kit

SWE316-20010 Rebuild Kit for 10" Cylinder

Cylinder Seal Kit

SWE331-43040 Seal Kit

Replacement Shafts

SWE331-44013	8" Shaft
SWE331-44005	10" Shaft
SWE331-44014	12" Shaft

Replacement Fittings

SWE331-44012 -3AN Male to -3AN O-Ring

Rod End And Cap

SWE331-44002	Cylinder Cap
SWE331-44007	Wing Valve Handle
SWE331-44004	Cylinder Piston



SWE316-20010



SWE331-44013



SWE331-44007

Reservoir Tank SWE306-30070

Plain power steering reservoir tank is specially designed for use with the SWE306-40130-225 steering gear.



Power Steering Pump

SWE306-10300

All-new power steering pump, designed exclusively for sprint car applications, features a fully CNC-machined billet 7075 aluminum housing that is fitted with precision ground, high-grade steel shafts and gears for optimum pressure. Unit is sold complete with necessary fasteners and spacers.



Part No.	Description
SWE321-41043	Shaft
SWE321-81010	Seal Kit for Pump

Aluminum Quick Release Steering Wheel Hub SWE801-70035

Aluminum quick-release, splined-shaft steering wheel hub is designed specifically for sprint car chassis fitted with Sweet power steering.



Mini Sprint Rack

SWE033-47114

4-3/4" with clevis ends.



Steering Aluminum Wheels

Flat-style aluminum steering wheels.

Part No.	Description
Standard - Coated Wheels	
SWE601-70131	13" Flat
SWE601-70151	15" Flat
SWE601-70171	17" Flat
Standard - Uncoated Wheel	
SWE611-70131	13" Flat
SWE611-70151	15" Flat



SWE601-70131

Titanium Steering Wheel Bolt Kit

SWE801-70150 **NEW!**

Includes (3) lightweight titanium 5/16"-18 bolts to secure the steering wheel to Sweet quick release.



Flat Steering Wheel Pad

SWE601-70100

Available for flat or dished steering wheels. These pads provide added driver protection.



Power Steering Fluid

Formulated using the highest quality base oils and additives available and then custom blended to withstand extreme racing conditions.

Part No.	Description
SWE301-30179	1-Quart Bottle
SWE301-30178	1 Case (12) 1-Quart Bottles

2-1/2" ID Coil-Over Barrel Springs

Manufactured from exclusive H5S.TW material, Swift coil-over springs are lightweight with consistent rate. Barrel design eliminates rate inconsistency due to bowing and issues with the spring rubbing against the shock body. Springs have a maximum diameter of 4", measured at the center coil.

Rate	12" Tall Part No.	14" Tall Part No.
175	SWI120-250-175B	—
200	SWI120-250-200B	SWI140-250-200BP
225	SWI120-250-225B	SWI140-250-225B
250	SWI120-250-250B	SWI140-250-250B
275	SWI120-250-275B	SWI140-250-275B
300	SWI120-250-300B	SWI140-250-300B
325	SWI120-250-325B	SWI140-250-325B
350	SWI120-250-350B	SWI140-250-350B
400	SWI120-250-400B	—



Sprint Car 30" Torsion Bars

Manufactured from aircraft-grade 4340 steel, these bars are heat-treated, centerless-ground, pre-stressed, and powder coated. This pre-stressing process virtually eliminates settling, increases bar strength, and allows for more wheel travel before yielding. These Sprint Car bars also feature quick safety clip ends, which rest inside a groove along the outside of the splines. These clips meet all safety requirements and are rated for 7,000 lbs. of axial load. Sprint Car bars are orientation specific. This means the bars marked LFRR may be used in the left front or right rear and bars marked RFLR may be used in the right front or left rear. Sold each. Made in USA.



Part No.	Description	Length	Rate
SWA300900T-LFRR	Torsion Bar LFRR	30"	900
SWA300900T-RFLR	Torsion Bar RFLR	30"	900
SWA300925T-LFRR	Torsion Bar LFRR	30"	925
SWA300925T-RFLR	Torsion Bar RFLR	30"	925
SWA300950T-LFRR	Torsion Bar LFRR	30"	950
SWA300975T-LFRR	Torsion Bar LFRR	30"	975
SWA300975T-RFLR	Torsion Bar RFLR	30"	975
SWA301000T-LFRR	Torsion Bar LFRR	30"	1000

Part No.	Description	Length	Rate
SWA301000T-RFLR	Torsion Bar RFLR	30"	1000
SWA301015T-LFRR	Torsion Bar LFRR	30"	1015
SWA301015T-RFLR	Torsion Bar RFLR	30"	1015
SWA301025T-LFRR	Torsion Bar LFRR	30"	1025
SWA301025T-RFLR	Torsion Bar RFLR	30"	1025
SWA301050T-LFRR	Torsion Bar LFRR	30"	1050
SWA301050T-RFLR	Torsion Bar RFLR	30"	1050
SWA301065T-LFRR	Torsion Bar LFRR	30"	1065

Mini Sprint Torsion Bars

Fully engineered for improved and more consistent performance, 48-spline torsion bars are machined from aircraft-quality steel and then centerless-ground, heat-treated, and powder coat-finished. Race ready right out of the box, each bar had been tested on Sway-A-Way's custom dyno. Choose from bars in 23" or 26" lengths with .690" to .750" diameters.



Part No.	Description
26" Long Torsion Bars	
SWA26650	7/8"-48 Spline, .650" Solid
SWA26675	7/8"-48 Spline, .675" Solid
SWA26700	7/8"-48 Spline, .700" Solid
SWA26725	7/8"-48 Spline, .725" Solid
SWA26750	7/8"-48 Spline, .750" Solid
SWA26775	7/8"-48 Spline, .775" Solid
SWA26800	7/8"-48 Spline, .800" Solid
SWA26700T	7/8"-48 Spline, .700" Hollow
SWA26725T	7/8"-48 Spline, .725" Hollow
SWA26750T	7/8"-48 Spline, .750" Hollow
SWA26775T	7/8"-48 Spline, .775" Hollow

Circlip for Torsion Bars [SWA81916-10](#)

1-1/8". 10-pack.





SYS221-90004-12B

Billet Remote Oil Filter Mounts

Billet aluminum remote oil filter mounts are red anodized for a professional appearance. Sold complete with required fittings.



Part No.	Description
SYS221-90004-10B	Two-Bolt Flat Mount Style, -10AN
SYS221-90004-12B	Two-Bolt Flat Mount Style, -12AN
SYS222-90007-12B	Two-Bolt Side Port Mount, LH Inlet, -12AN

Billet In-Line Fuel Filters

High-flow, high-capacity in-line filters use pleated stainless mesh elements of the same design as System 1 filters, only with 30-micron configuration. Ends are machined for -6AN through -12AN fittings.



Part No.	Description
SYS200-201406B	2" Dia. x 4" Length, -6 Ends
SYS200-201408B	2" Dia. x 4" Length, -8 Ends
SYS202-202408B	2" Dia. x 9" Length, -8 Ends
SYS202-202410B	2" Dia. x 9" Length, -10 Ends
SYS202-202412B	2" Dia. x 9" Length, -12 Ends
SYS208-101400	Replacement Element, 2" Dia. x 4" Length Filters, 30 Micron

Oil Filters

Two-piece ribbed aluminum filter housing contains a reusable, stainless steel mesh screen element sealed with double O-rings. Filter has a 1"-12 threaded inlet and is supplied with 2 adapters; a 3/4"-16 to fit Ford or Chrysler, and a 13/16"-16 for Chevrolet. A built-in high-flow bypass keeps maximum efficiency to 5 microns before activation. Independent tests have shown the System 1 Filter to be six times less restrictive than paper filters.



Part No.	Description
SYS209-361B	Short Oil Filter, 3-7/8" Tall x 4-1/2" Dia.
SYS209-561B	Tall Oil Filter, 5-7/8" Tall x 4-1/2" Dia.
SYS210-005	HP6 Replacement Filter, 1-1/2"-12 Threads

Replacement/Accessory Components

SYS205-0100	Spin-On Oil Filter O-Ring Kit
SYS214-0440	Bottom Plate without Bypass
SYS216-0113	13/16" Reducer
SYS226-90005-00B	SB Chevy Oil Filter Block Adapter, Non-Bypass

Big Block Chevy Adjustable Pressure Oil Pumps

SYS234-900773-2

Cast oil pumps are adjustable from 75-125 PSI. Pumps are factory pre-set at 80 PSI and include unique oil bypass anti-aeration diffusion screen for maximum efficiency. Pumps accept stock big block Chevy pickups.



Carburetor Stud Kits

Includes four each: studs, nuts, and washers.

Part No.	Description
TRA2046	1-3/8" Long x 5/16" Coarse/Fine Thread
TRA2047	2" Long x 5/16" Coarse/Fine Thread
TRA2106	3" Long x 5/16" Coarse/Fine Thread

Holley Carburetor Mount Throttle Return Kit TRA2083

Spring kit with chrome bracket mounts to all Holley 2300/2305 and 4150/4160 series carburetors. Includes heavy and light springs.



Remote Oil Filter Brackets

Cast aluminum remote oil filter brackets have 1/2" NPT inlets and outlets.



Part No.	Description
TRA1028	Single Remote Bracket, Vertical Inlet and Outlet, 3/4"-16 Nipple Accepts Fram PH8A Ford Filters
TRA1045	Single Remote Bracket, Horizontal Inlet and Outlet, 3/4"-16 Nipple Accepts Fram PH8A Ford Filters

Oil Filter Relocation Kits

TRA3300

CNC-machined from billet 6061-T6 aluminum, single remote filter units provide cleaner oil, add capacity, and increase flow with large -12AN ports. Use with Fram PH8A or equivalent oil filter.



Spin-On Oil Filter Bypass Adapters

Adapters spin on in place of the stock oil filter. Inlets and outlets are threaded 1/2" NPT. Use bypass adapters for plumbing remote filters.

Part No.	Description
TRA1013	Ford V8, Chrysler V8 3/4"-16 Threads, 2-1/2" I.D. and 2-3/4" O.D. O-Ring
TRA1022	SB And BB Chevy 13/16"-16 Threads, 3-3/16" I.D. and 3-7/16" O.D. O-Ring



Billet Oil Filter Bypass Adapters

TRA3321

Aluminum spin-on adapters have large -12AN ports for superior oil flow. Hose and fittings not included.



Description
Chevy V8, 13/16"-16 Threads, 3-3/16" I.D. and 3-7/16" O.D. O-Ring



SportComp Shaft Roller Rockers

High-quality, affordable rocker sets reduce valve train weight and valve lash adjustments while increasing RPM potential. System eliminates stud girdles and provides better head bolt accessibility. Sets of 16 include all installation hardware.



Part No.	Description
TDM10000-150/150	SB Chevy, 1.5/1.5 Rocker Ratio
TDM10000-160/150	SB Chevy, 1.6/1.5 Rocker Ratio
TDM10000-160/160	SB Chevy, 1.6/1.6 Rocker Ratio
TDM10001-150/150	SB Chevy, .220" Offset, 1.5/1.5 Rocker Ratio
TDM10001-160/150	SB Chevy, .220" Offset, 1.6/1.5 Rocker Ratio
TDM10001-160/160	SB Chevy, .220" Offset, 1.6/1.6 Rocker Ratio
TDM10020-160/160	SB Ford, 1.6/1.6 Rocker Ratio

Deluxe Pinion


Depth Checker TDM11001

Set up rear ends quickly and correctly. Fixture sits in place of differential carrier to easily check pinion depth. Includes adapters for most popular domestic rear ends.



Shaft Roller Rocker Arm Systems

Extruded 2024 aluminum rocker arms are CNC-machined, with intricate oil galleries to direct oil from the pushrod to the shaft bearings and onto the roller tip. Adjuster screws are 7/16" and broached for a 3/16" socket to eliminate twisted Allen wrenches. Deep case-hardened 8620 steel shafts are tempered for strength.



Part No.	Application	Ratio	Length	Int. Offset	Ext. Offset
TDM2144-160/150	Dart Sportsman II Aluminum/Pro 1	1.6/1.5	1.450"	.250"	.170"
TDM2144-160/160	Dart Sportsman II Aluminum/Pro 1	1.6/1.6	1.450"	.250"	.170"
TDM2150-160/150	Dart Iron Eagle	1.6/1.5	1.450"	.170"	.170"
TDM2217-160/150	Brodix ASCS	1.6/1.5	1.450"	.375"	.080"
TDM2251-160/150	Brodix Track 1 Spec.	1.6/1.5	1.450"	.250"	.080"
TDM2251-160/160	Brodix Track 1 Spec.	1.6/1.6	1.450"	.250"	.080"
TDM2251-165/155	Brodix Track 1 Spec.	1.65/1.55	1.450"	.250"	.080"
TDM2251-165/160	Brodix Track 1 Spec.	1.65/1.6	1.450"	.250"	.080"
TDM2301-150/150	AFR 227/235	1.5/1.5	1.450"	.375"	.080"
TDM2301-160/150	AFR 227/235	1.6/1.5	1.450"	.375"	.080"
TDM2301-160/160	AFR 227/235	1.6/1.6	1.450"	.375"	.080"



Part No.

TDM03150

Description

TDM03210

Replacement Parts

Part No.	Description
TDM03150	Rocker Arm Adjuster, 7/16"-20 x 1.130" with Shoulder, 5/16" Dia. Cup
TDM03210	Rocker Arm Jam Nut, 12 Pt., 7/16"-20 Thread
TDM03250	Jam Nut, 12 pt., 3/8"-24 Thread
TDM05051	Hold Down Stud, 5/16"-18/24 x 1.890" with Starter
TDM05120	Hold-Down Nut, 12 Pt, 5/16"
TDM05220	Rocker Arm Stand Bolt 7/16"-14 x 1-1/4", 12-Pt. 7/16" Flange Head Bolt
TDM05350	SB Chevy Stand Shim, .060", Thick
TDM05360	SB Chevy Stand Shim, .030", Thick
TDM05400	SB Chevy Stand Shim Kit, (8) .030" and (8) .060", Thicknesses



Plumb Bob Kit TAN56300

The inexpensive, effective method of squaring a race car. Kit includes two bobs and 16' of string.



Standard Tire Gauge TAN20060

Standard 2" diameter, 0-60 PSI gauge includes swivel-ended flexible hose, air release button, and shockproof bumper.



Glow-in-the-Dark Tire Gauges

Great for use in dark pit areas, 2-1/2" diameter gauges include swivel-ended flexible hoses, air-release buttons, and shockproof bumpers.

Part No.	Description
TAN20315	0-15 PSI Tire Gauge
TAN20330	0-30 PSI Tire Gauge
TAN20360	0-60 PSI Tire Gauge



Tachometer Bracket TAN75025

Billet aluminum brackets clamp directly to 7/8" O.D. tubing and accept popular Mychron tachometers.



Quarter Midget Accessories

Tach Mounting Brackets

Billet aluminum brackets clamp directly to 5/8" or 3/4" O.D. tubing and accept popular Mychron tachometers.

Part No.	Description
TAN75023	5/8" Mychron Bracket
TAN75024	3/4" Mychron Bracket



Honda Exhaust Clamp TAN75021

Manufactured from CNC-machined billet aluminum, clamp secures directly to nerf bar.



Hot Springs Coil-Over Springs

Coil-over springs are CNC-wound with optimum pitch and include precision-ground closed ends. Each rate has a calibrated wire diameter. Springs are engineered to deliver the optimized stress level, resulting in quick, consistent response and faster lap times.

Rate	5-1/2" Tall
85	TAN752-85
90	TAN752-90
120	TAN752-120
125	TAN752-125



Digital Readout Telltale Tachs

The TEL TAC II has LCD digital readout and "telltale" memory. Compatible with most engines and ignitions, including magnetos and battery-powered systems, the tach turns on automatically when the engine is started. Reads RPM in hundreds, from 500 RPM to over 12,000 RPM on V8 engines, and to 15,000 RPM on smaller engines. After engine is shut off, the highest RPM attained is shown for 30 minutes. Oval Track Pro digital tachometer displays the highest overall RPM, the four lowest RPM and the four highest RPM from two laps. Compact, 3-1/8" x 3-1/8" units are powered by a 9-volt alkaline battery which will last for hundreds of hours. Will not work with odd-fire V6, V4 with Vertex internal coil magneto, or 4-cylinder with EFI.

Part No.	Description
TELTACH	TEL TAC II Digital Tachometer
TELOTP	Oval Track Pro Digital Tachometer
TEL1001	Harness—Needed for Multi-Car Use or as Replacement



Jeff Nalon

Mike Reusche



Jeff Wimmenauer

Mike Reusche



CABLE PRODUCTS

8mm Pro Universal Wire Sets

Pro Universal wire sets feature 100% pure silicone insulation in a reinforced fiberglass jacket, wrapped around a resistor core with 40% less resistance than most resistor conductors for superior spark. Double-spring locking terminals provide a firm grip on spark plugs. Uses TCW (Tinned Copper Weld) wire core for applications where RFI interference is not a concern.

Note: TCW wire sets are NOT designed for use with HEI or MSD ignition systems.



Description	Cyl.	TCW Wire Conductor			Resistor Core		
		Black	Red	Blue	Black	Red	Blue
90° Plug Boots	8	TAY70050	TAY70250	TAY70650	TAY70051	TAY70251	TAY70651
135° Plug Boots	8	TAY70052	TAY70252	TAY70652	TAY70053	TAY70253	TAY70653
180° Plug Boots	8	TAY70054	TAY70254	TAY70654	TAY70055	TAY70255	TAY70655
Vertex Style 90° Plug Boots *	8	—	—	TAY70660	—	—	—

* Vertex style sets have extra-long leads for use with OAC/OXC magnetos.

8mm Spiro-Pro Universal Wire Sets

Spiro Core wire sets feature 100% pure silicone inner and outer jackets for heat resistance to 600°F, and low-profile silicone boots around double-spring locking terminals. Spiral wound core suppresses EMI and RFI while providing 10x less spark resistance than standard wire, making them ideal for use around electronic ignitions, on-board computers, and pit radios.

Description	Cyl.	Black	Red	Blue
90° Boots	8	TAY73051	TAY73251	TAY73651
135° Boots	8	TAY73053	TAY73253	TAY73653
180° Boots	8	TAY73055	TAY73255	TAY73655



8mm Spiro-Pro Custom Race-Fit Wire Sets

Available with TCW cores for applications where RFI is not an issue, or with Spiro-Pro cores for EMI/RFI-sensitive applications. Sets feature 100% pure silicone inner and outer jackets for heat resistance to 600°F, and low-profile silicone boots around double-spring locking terminals. **Note: TCW wire sets are NOT designed for use with HEI or MSD ignition systems.**



Application	Distributor Type	Plug Boot	TCW Wire Core	Spiro-Pro Wire		
			Red	Black	Red	Blue
SB Chevy, Over Valve Cover	Socket	90°	—	TAY76027	TAY76227	—
SB Chevy, Over Valve Cover	HEI	90°	—	TAY76028	TAY76228	TAY76628
SB Chevy, Under Headers	Socket	90°	—	TAY76029	TAY76229	—
SB Chevy, Under Headers	HEI	90°	TAY76240	TAY76030	TAY76230	TAY76630

Thundervolt 8.2mm Universal Wire Sets

Wires feature a spiral-wound copper/nickel alloy core that offers only 50 Ohms per foot of resistance, wrapped in a two-layer 100% silicone outer jacket with a heat-treated fiberglass braid.


Description	Cyl.	Black	Red	Blue
90° Plug Boots	8	TAY83051	TAY83251	TAY83651
135° Plug Boots	8	TAY83053	TAY83253	TAY83653
180° Plug Boots	8	TAY83055	TAY83255	TAY83655




“409” Pro Race Universal Wire

A Spiro-Pro wound conductor is wrapped in three layers of 100% silicone for superior heat protection up to 600°F. Outer diameter of .409” (10.2mm), with outer layer of sleeving extruded directly over 8mm wire.

Description	Cyl.	Spiro-Wound Conductor		
		Red	Blue	Black
90° Plug Boots	8	TAY79251	TAY79651	TAY79051
135° Plug Boots	8	TAY79253	TAY79653	TAY79053
180° Plug Boots	8	TAY79255	TAY79655	TAY79055





Convuluted Tubing

Excellent for covering wiring bundles. Tubing is slit down one side, allowing wire bundles to be inserted.



Color	1/4" I.D.			3/8" I.D.		
	10 Ft.	25 Ft.	50 Ft.	10 Ft.	25 Ft.	50 Ft.
Black	TAY38090	TAY38092	TAY38094	TAY38180	TAY38100	TAY38110
Red	TAY38190	TAY38192	—	TAY38280	TAY38200	—
Blue	TAY38260	—	TAY38262	TAY38360	TAY38361	—
Yellow	—	—	TAY38095	TAY38181	TAY38103	—
Purple	—	—	—	—	TAY38831	—

Color	1/2" I.D.			3/4" I.D.		
	10 Ft.	25 Ft.	50 Ft.	10 Ft.	25 Ft.	50 Ft.
Black	TAY38580	TAY38500	TAY38510	TAY38780	—	TAY38710
Red	—	TAY38600	—	—	TAY38800	TAY38810
Blue	TAY38560	—	—	TAY38760	TAY38761	—
Yellow	—	TAY38503	—	TAY38781	—	—
Purple	—	TAY38841	—	—	—	—

Convuluted Tubing Assortments

Each assortment contains 10 feet of the following I.D. sizes: 1/4", 3/8", 1/2", and 3/4".


Part No.	Color
TAY38000	Black
TAY38001	Purple
TAY38002	Red
TAY38004	Yellow



Clip-On Wire Separators

Tough nylon separators withstand temperatures up to 400°F and are available for 7-8mm and 10.4mm spark plug wires. Choice of four colors. Each kit contains two 4-wire separators, two 3-wire separators, and two 2-wire separators.

	Black	Red	Yellow	Blue
7- 8mm				
TAY42800	TAY42820	TAY42840	TAY42860	
10.4mm				
TAY42809	TAY42829	—	TAY42869	



Clamp Style Wire Separators

Separates, organizes and supports ignition wires for a neat, organized job. Molded from non-conductive type 6/6 nylon, separators will not melt, distort, crack, or fade. Available to fit 7-8mm and "409" 10.4mm wire sizes. Choice of three colors. Each kit contains two 4-wire separators, two 3-wire separators, and two 2-wire separators.



Plug Wire Size	Black	Red	Blue
7-8mm	TAY42700	TAY42720	TAY42760
10.4mm	TAY42709	TAY42729	TAY42769

Toggle Switch TAY1018

Heavy-duty die-cast switch is rated at 50 amps. Fits 1/2" hole.



"Waterproof" Sealed Toggle Switch TAY1026

Ideal for dirt circle track, switch has internal O-rings and a plasticized body to protect against dirt and moisture.



Spark Plug Boot Protectors


Universal fit protectors are 6 inches long and withstand temperatures up to 1200°F.

Description	1 Per Pkg.	8 Per Pkg.
Silver	TAY2523	TAY2524
Red	—	TAY2562



Multi-Purpose Tool TAY43390

Multi-purpose tool will cut, strip, and crimp all popular primary wire. Made of high-carbon steel, it will crimp both 7mm and 8mm spark plug wire ends. The plastic hand grips are non-conductive/non-slip and the tool is finished in rust-resistant black.



Professional Crimp Tool

Tool uses a positive ratcheting system to produce factory-quality crimps on spark plug wire terminals. Crimp dies may be purchased separately and used to cut and crimp traditional wire terminals, removing just the right amount of wire insulation without damaging the wire conductor.



Part No.	Description
TAY43400	Professional Crimp Tool
TAY43401	Crimp Die, For 10-22 Gauge Insulated Terminals
TAY43402	Crimp Die, For 10-22 Gauge Non-Insulated Wire

Push Button Starter Switch TAY1016

Switch has a 60-amp rating with silver-plated contacts and a neoprene cap to seal out dirt and moisture.



Seal-4-Good Exhaust Header Gaskets

Taylor offers two types of exhaust header gaskets that include innovative materials designed to put an end to performance inhibiting exhaust leaks.



Manufactured from proprietary 100% carbon material, XX Carbon gaskets have the ability to withstand prolonged exposure to over 2,000°F, while Seal-4-Good gaskets are constructed from dead-soft aluminum and will not blow out or burn out.

Description	Seal-4-Good
SB Chevy 265-400, Round 1-1/2" Port	TAY66011
SB Chevy 265-400, Square 1-1/2"	TAY66012
SB Chevy, Brodix Alum., 1-3/4" x 2"	—

Vibe-Lock Exhaust Header Fastener

Vibration proof fasteners offer exceptional bolt retention, utilizing a patented locking washer and clip to lock the bolt into place. Simply install the Vibe-Lock bolt by tightening the set screw to unlock, torque the bolt, and finish by backing off the set screw to relock. Vibe-Lock may then be removed by tightening the set screw to unlock. Offered in stainless steel or black oxide.



Fastener Size/Quantity	Stainless Steel	Black Oxide
3/8"-16 x 3/4", 12 Pcs.	—	TAY310020
3/8"-16 x 3/4", 16 Pcs.	—	TAY310021
3/8"-16 x 1", 16 Pcs.	TAY310001	TAY310008

Battery-Powered Fuel Transfer Pump
TER20000

Battery-powered fuel transfer pump attaches directly to most popular utility jugs and allows the transfer of fuel directly into tanks or cells. Powered by (4) AA batteries, pump displaces three gallons per minute and includes an auto-stop sensor to prevent over-filling. Sold complete with (3) fuel can adapters.



Battery-Powered Racing
Fuel Transfer Pump TER20066

Fuel transfer pump allows for quick filling of fuel cells. Attaches directly to most popular utility jugs with included cap adapter, and displaces three gallons per minute of gas, diesel, or water. Auto-Stop sensor prevents spillage. Powered by (4) AA batteries, pump is sold complete with (1) racing jug adapter and (3) fuel can adapters.



Battery-Powered Liquid Transfer Pump
with Flow Control TER20001

Powered by (2) D-cell batteries. Pump simply inserts into virtually any liquid container and has the ability to transfer liquids at up to 2-1/2 gallons per minute. Flow control lever allows adjusting the flow of liquid to the desired rate. Pump has a total length of just over 26" and weighs only 11.9 ounces.



Telescopic Electric Drum Pump
TER20079

110-volt powered suction pump features a telescopic suction pipe and full control nozzle to allow easy dispensing of liquids at up to 4.2 gallons per minute. Unit extends into drums from 32-1/2" to 44" and has a 6-1/2' outtake hose.

Battery-Powered Liquid Transfer Pump
TER20039

Battery-powered pump has the ability to transfer gas, diesel or water at up to 2.4 gallons per minute, eliminating the heavy lifting or spillage typically associated with fuel transfer. Powered by (2) AA batteries, unit has a 21" total length.



Racing Batteries

Up to 20% lighter than traditional lightweight batteries, Total Power Racing Batteries are not only lightweight, but also feature exceptionally low resistance for improved starting power and faster recharging time. Batteries feature AGM construction for superior shock and vibration resistance, while utilizing a non-spillable, maintenance-free design. Hand-made in ISO 9001:2000 certified facilities, each battery is fully charged and tested prior to shipment.



TPBTP1200



TPBTP1500

Part No.	Cranking Amps	CCA	Amp Hrs. @ C/20 Rate	Weight	Dimensions
12-Volt AGM Battery					
TPBTP1200	1200	700	36	24 lbs.	7.75"L x 5.25"W x 6.875"H
TPBTP1500	1500	800	57	31 lbs.	9.875"L x 5.25"W x 6.875"H



John Paynter Jr

Mike Reusche



John Wolfarth

Mike Reusche



Ground Shipment Only

Hi-Heat Coating

Specially formulated coating protects and colors header wrap. Prevents damage from fluids and flying debris. Withstands heat up to 2000°F. Works great on other high-temperature applications also.



Part No.	Color
THE12001	Black
THE12002	Aluminum
THE12003	Copper

Cool-It Plug Wire Sleeves

Double-wall construction sleeves withstand conductive heat up to 750° F, while offering enhanced performance, reduced misfires and extended spark plug wire life. Universal fit sleeves fit most plug boots and are easy to install.



Part No.	Description
THE14260	Natural, 4-Pack
THE14262	Black, 4-Pack

Thermo-Sleeve

Thermo-Sleeve protects pipes, hoses and wires from radiant heat up to 2,000°F. Sold in 3-ft. and 12-ft. rolls.



Sizes	3' Length Part No.	12' Length Part No.
1/4" to 1/2"	THE14005	THE14006
5/8" to 1"	THE14010	THE14011
1-1/8" to 1-1/2"	THE14015	THE14016
1-5/8" to 2"	THE14020	THE14021
2-1/8" to 2-1/2"	THE14025	—

Heat Sleeve


Silicone-coated fiberglass fire sleeving protects wires, cables, and hoses from high temperatures and occasional exposure to flame. Capable of continuous protection to 500°F and short term exposure up to 2,200°F. Offered in silver or black. Sold in 3' and 10' lengths.



Description	3' Length Part No.	10' Length Part No.
1/2" Dia., Black	THE18050	THE18050-10
1/2" Dia., Silver	THE18051	THE18051-10
3/4" Dia., Black	THE18075	THE18075-10
3/4" Dia., Silver	THE18076	THE18076-10
1" Dia., Black	THE18100	THE18100-10
1" Dia., Silver	THE18101	—

Cool-It Insulating Mat


Resin-bonded silica insulation, sandwiched between Mylar and foil, keeps heat and noise in cockpit to a minimum. Installs quickly; fasteners are included. Choice of two sizes.



Part No.	Description
THE14100	24" x 48"
THE14110	48" x 48"

Aluminized Heat Barrier

Reflective, high-temperature barrier withstands radiant heat up to 2,000°F to prevent heat transfer through floorboards. Offered in three sizes: 12" x 12", 12" x 24" and 36" x 40". The two smaller sizes have an adhesive backing for quick installation. Large barrier is secured with rivets and back-up washers or heavy-duty spray adhesive.



Part No.	Description
THE13500	12" x 12"
THE13575	12" x 24"
THE13585	24" x 36"
THE13590	24" x 48"
THE14001	36" x 40"
THE12005	Heavy-Duty Spray Adhesive, 16-oz. Aerosol Can

REAR SUSPENSION

Double Wide Birdcages

Made from 7075-T5 aluminum, Ti22's Double Birdcages are among the most innovative cages on the market today. The cages were ultimately created to eliminate bind in the birdcage bearings. Bearing bind, created by twist in the birdcage, absorbs all-important horsepower that could be applied to the rear wheels. By distributing the weight between the two bearings, excess bind is eliminated, allowing for a more efficient transfer of horsepower to the rear wheels. The cages require the standard offset rear torsion arm offered by Ti22 as well as a custom rear axle. The rear axles are available from Winters, DMI, and Frankland.



Part No.	Description
TIP2032	Left Rear
TIP2034	Right Rear

Pro Birdcages

Ti22's Pro Birdcages are machined from 7075-T6 aluminum with a 28mm double-row angular contact bearing. The line features standard right and left cages, as well as the new Adjustable Birdcage. The adjustable feature allows for adjustment of the Jacob's Ladder pick-up point to meet changing track conditions, giving racers a competitive edge.

Part No.	Description
TIP2022	Left Rear Adjustable
TIP2024	Right Rear Adjustable




Replacement Birdcage Components

Identify the part you need and match it with the corresponding part number and description to order. The right column denotes what parts work with each cage.

ID	Part No.	Description	Pro	Double Wide
1	TIP2100	Upper Pickup Cone	•	
2	TIP2106	Upper Pickup Cone Bolt	•	
3	TIP2102	Lower Pickup Block	•	
4	TIP2103	Lower Pickup Shoulder Bolt	•	
5	TIP2104	Lower Pickup Screw	•	
6	TIP2105	Lower Pickup Bolt	•	
7	TIP2115	Adjuster Block Set	Adjustable Cages Only	
8	TIP2116	Adjuster Plate Screw	Adjustable Cages Only	

ID	Part No.	Description	Pro	Double Wide
9	TIP2117	Adjuster Plate Lock Nut	Adjustable Cages Only	
10	TIP2110	Standard Cage Bearings	•	
11	TIP2114	DBL Lower Shoulder Bolt	•	
12	TIP2128	DBL Lower Shoulder Bolt Nut		•
13	TIP2112	DBL Upper Pickup Bolt		•
14	TIP2120	DBL Cage Bearing	•	•
15	TIP2118	Spiral Locking Ring	•	•



FEATURES:

Tune-N-Loc Adjuster

Move the ladder position in 1/8" increments to raise or lower the roll center quickly and precisely



Built-In Convenience

The built-in level allows you to adjust the birdcage in seconds



Custom Machined Hardware

Hardware is custom machined for radius rod and torsion arm pickups

USING THE ADJUSTABLE FEATURE

FOR A TRACK THAT IS TACKY OR HAS A LOT OF GRIP:

Move the Tune-n-Loc adjuster up on the birdcage to create less chassis roll, therefore letting the car roll the corner better.

FOR A TRACK THAT LACKS GRIP:

Move the Tune-n-Loc adjuster down on the birdcage to promote more chassis roll therefore creating more sidebite.

Recommended Incremental Adjustments

UP	1/2" - Very Rough or Heavy Surface
	3/8" - Tacky Surface
	1/4" - Tacky Surface
DOWN	1/8" - Baseline Starting Point
	0 - Baseline Starting Point
	1/4" - Dry Surface
	3/8" - Very Slick Surface

Standard Birdcages

These black anodized billet aluminum birdcages are complete with angular contact bearing, torsion arm bolt, and radius rod bolt. 5-1/4" split between radius rod and torsion arm. Left and right sold individually.



Part No.	Description
TIP2026	Left Side, 5-1/4" Center-to-Center
TIP2028	Right Side, 5-1/4" Center-to-Center

Non-Wing Birdcages

These black anodized billet aluminum birdcages are complete with angular contact bearing, torsion arm bolt, and radius rod bolt. 5-1/4" split between radius rod and torsion arm. Left and right sold individually. Commonly used on non-winged sprint cars.



Part No.	Description
TIP2042	Left Side, 5-1/4" Center-to-Center
TIP2044	Right Side, 5-1/4" Center-to-Center

Replacement Birdcage Components for Standard and Non-Wing Cages



Part No.	Description
TIP2030	Bottom Flag
TIP2031	Top Stand-Off
TIP2110	Bearing
TIP2118	Spiral Lock Ring
TIP2029	Brake Mount

Standard Jacob's Ladder

The titanium option significantly reduces part weight by almost 1/2 lb. over the standard chromoly ladder. Titanium - 11.2 oz., Chromoly - 1 lb. 3 oz. All ladders are offered with Titanium hardware.

Size	Chromoly	Titanium
13-1/4"	TIP2430	TIP2431
13-5/8"	TIP2433	TIP2434
14"	TIP2436	TIP2437



Adjustable Jacob's Ladder

Ti22's Adjustable Jacob's Ladder has (3) pickup points at 5/8" increments. This provides the ability to make adjustments according to varying track conditions. Move the ladder up (bottom hole) for heavy or rough tracks to let the chassis roll the corners better. Move the ladder down (top hole) on dry, slick tracks to create more sidebite. All ladders are offered with titanium hardware.



Size	Chromoly	Titanium
13-1/4"	TIP2443	TIP2444
13-5/8"	TIP2446	TIP2447
14"	TIP2448	TIP2449

Quick Pin Ladder Kits

Change your Jacob's Ladder quickly with our Quick Pin Ladder Kits. Kits include a 2-1/4" long chassis pin for chassis that have the top and bottom ladder tabs instead of a spud.

Complete Kit Contains:

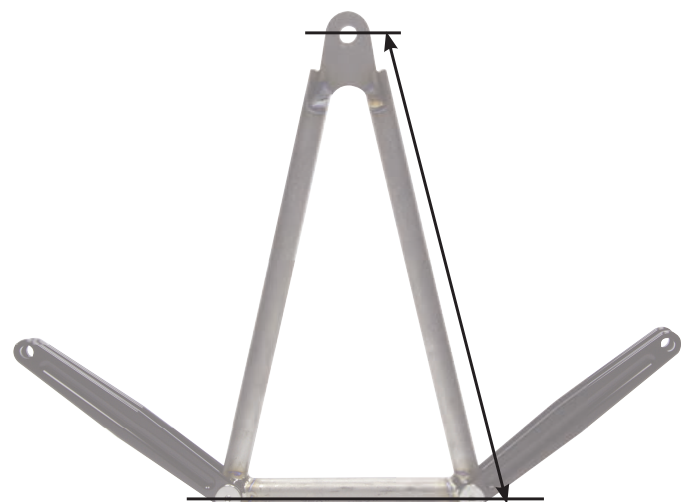
- (2) 3/8" Jacob's Ladder pins (2-1/4" from bottom of the head) with clips
- 1/2" steel pin and rue clip with easy-to-remove handle for the Jacob's Ladder to birdcage
- (2) Nylatron spacers for Jacob's Ladder straps



Part No.	Description
TIP1070	Titanium Kit
TIP1076	Nylatron Arm Spacers, Sold in Pairs
TIP1570	Steel Kit

TECH TIP

ALL TI22 LADDERS ARE MEASURED FROM THE CENTER PICK-UP DOWN THE LEG TO THE BOLT



Carbon Fiber Jacob's Ladder Cover TIP2425

The newest way to protect your rear axle and center section from debris. Features a 1/2" hole to connect to Jacob's Ladder with your existing 1/2" bolt or pin. Back secures with straps and bolts. Simple, lightweight, and strong cover protects against debris and keeps expensive rear ends looking new.



Jacob's Ladder Straps & Bolts TIP2421

CNC-machined from 2024 aluminum, the 7" long Ti22 Ladder Straps are strong and lightweight. Straps sold individually.



Titanium Allen-Head Ladder Strap Bolt Kit 1-3/4" TIP2427

Low-profile Allen-head kit includes two super strong, lightweight Allen-head titanium bolts with 6-point steel jet nuts. Allen Head bolt won't scratch up the rear axle like hex-head bolts can. This 1-3/4" long ladder strap bolt is the standard bolt for Maxim/Eagle/J&J ladders.



FRONT END

Adjustable Steering Arms with Steering Dampener Mount

The Adjustable Steering Arms are CNC-machined from 2024 aluminum. Combo arms have a 5/16" threaded hole for mounting the steering damper (below).



Part No.	Style	Finish
TIP3011	Right	Aluminum
TIP3010	Right	Black
TIP3021	Combo Left	Aluminum
TIP3020	Combo Left	Black

Standard Front Steering Arms

Ti22 Front Steering Arms are built with 2024 aluminum for strength and durability. 3" mount, 1" offset with a 5-3/4" split. Black or plain finish.




Part No.	Style	Finish
TIP3024	Combo Left	Black
TIP3025	Combo Left	Plain
TIP3012	Right	Black
TIP3013	Right	Plain

Steering Damper TIP3265

The sprint car steering damper is designed to keep the front tires stable. Momentum is the key to speed and the front tires lead the way. Unnecessary steering wheel corrections not only disrupt the race car, they cause driver fatigue. Time trials can be extremely important and every hundredth of a second counts. This damper is light, adjustable, and installs in less than 2 minutes.

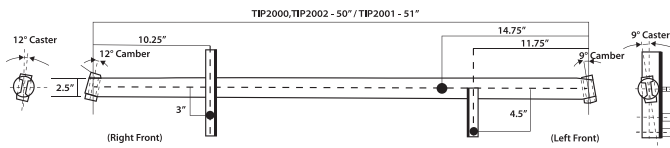


Part No.	Description
Related Components	
TIP3010	RH Steering Arm, Black
TIP3011	RH Steering Arm, Plain
TIP3020	LH Combo Steering Arm, Black
TIP3021	LH Combo Steering Arm, Plain
TIP3250	Steering Stabilizer Clamp 2-1/2"
TIP3251	Steering Stabilizer Clamp 2-3/8"
TIP3252	Steering Stabilizer Clamp 2-1/4"



Standard 50" & 51" Front Axles

Ti22's standard 50" Front Axles are made from 2-1/2" O.D. chromoly tubing. Camber is set at 12° on the right front and 9° on the left front. The laser-cut brackets and components are expertly welded for optimal strength, with a black powder-coated or chrome finish for durability.

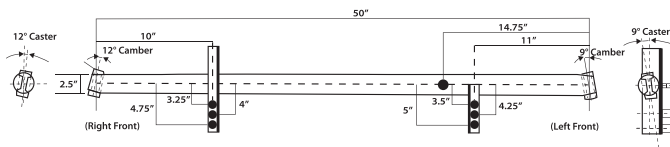


Part No.	Finish	Length
TIP2000	Black	50"
TIP2002	Chrome	50"
TIP2001 *	Black	51"

* 51" axle is +1" on the right side.

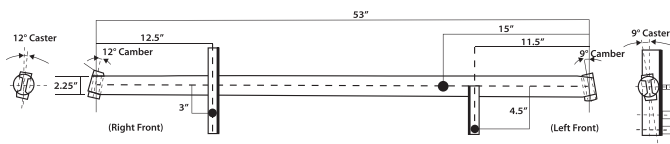
Outlaw Adjustable Front Axles

Front axle assemblies are manufactured from 2-1/2" O.D. chrome moly and include adjustable shock towers. Assemblies include 9° of caster and camber on the left front, and 12° on the right front. Offered in 50" and 51" widths.



Part No.	Finish	Length
TIP2010	Natural	50"
TIP2011	Natural	51"

Non-Wing 53" Front Axle TIP2004



Front Axle Assembly is 53" wide x 2-1/4" O.D., with 9° of caster and camber on the left front and 12° of caster and camber on the right front. Natural chromoly.

Aluminum Front Hub Kits

These black anodized direct-mount front hubs are forged from weight-saving 2024-T3 aluminum and CNC-machined to precise tolerances. Kits include left hub with rotor mount, right hub without rotor mount, bearings, seals, wheel studs, nuts, and threaded Ti22 screw-in dust caps.



Part No.	Description
TIP2800	Direct-Mount Hub Kit, Standard Bearings, Anodized Black
TIP2801	Lightweight Hub with Standard Bearings, Anodized Black
TIP2802	Standard Hub with Angular Contact Bearings, Anodized Black
TIP2803	Lightweight Hub with Angular Contact Bearings, Anodized Black
TIP2830	Hub Bearing Crush Spacer for Sprint and Midget
TIP1220	Titanium Front Hub Stud Kit
TIP1228	Titanium Nuts

Hub Replacement Components



Part No.	Description
TIP2808	Right Side Super Lite Only, with Races
TIP2809	Left Side Super Lite Only, with Races
TIP2810	Right Side Aluminum Hub Only, with Races
TIP2812	Left Side Aluminum Hub Only, with Races
TIP2813	Screw-In Dust Cap with Ti22 Logo
TIP2815	O-Ring for Screw-In Dust Cap (TIP2813)
TIP2816	Hub Seal, Single Lip (Grease)
TIP2817	Hub Seal, Double Lip (Oil)
TIP2818	Double Lip Oil Seal Shim, .009"
TIP2819	Bearing Race, Inner and Outer
TIP2821	Front Hub Bearing
TIP2823	Front Wheel Stud, 3/8"-16
TIP2826	Front Flange Nut, 3/8"-16
TIP2822	Angular Contact Front Hub Bearings, Pair
TIP2832	Low-Drag Seal, Sprint Car Front Hub

Lightweight Aluminum Spindles

Forged 7075-T6 aluminum 9° spindles with Ti22 logo on the top, 3-1/4" bolt spacing, and straight snouts. Available with either titanium or steel snouts.



Part No.	Description
TIP2850	Black Anodized Spindle with Steel Snout and Lock Nut, Mount, Weighs 2.47 lbs.
TIP2852	Black Anodized Spindle with Titanium Snout and Lock Nut, Mount, Weighs 2.18 lbs.


Axle Tether Kits

These Ti22 Performance axle tethers are World Of Outlaws, Allstar, and Knoxville approved.



Part No.	Description
TIP2012	Complete 50" Axle Tether Kit: (2) Axle (1) King Pin
TIP2020	Complete Axle Tether Kit: (2) Axle (1) King Pin, 51"-53" Axle
TIP2013	50" King Pin Tether with Studs
TIP2014	51"-53" King Pin Tether with Studs
TIP2016	Axle Tether (Pair), Wrap Style

Spindle Components



Part No.	Description
TIP2840	Complete Front End Shim Kit
TIP2844	.005" Steel Spindle Shim Kit
TIP2847	.030" Steel Spindle Shim Kit
TIP2856	Spindle Steel Lock Nut, Each
TIP2857	Lock Nut Set Screws, Two
TIP2860	Spindle Bushing, Each
TIP2864	Hollow Steel King Pin, Each
TIP2865	Hollow Titanium King Pin, Each
TIP2866	Aluminum King Pin Cap, Each
TIP2870	Grease Fitting, 45°, Set of 4
TIP2871	Grease Fitting, Straight, Set of 4
TIP2872	Grease Fitting Flat, Straight, Set of 4

STEERING

Pitman Arms

Constructed from CNC-machined 2024 .75" thick aluminum, Ti22's Pitman Arms are available both straight and with 10° angle broach. The arms are radiused and designed with through-holes to reduce weight. Adjustable from 11-1/8" to 12-1/8"



Part No.	ID Style	Material
TIP3041	10° Broach	Aluminum
TIP3040	10° Broach	Black Aluminum
TIP3045	Straight	Aluminum
TIP3044	Straight	Black Aluminum

HD Pitman Arms

Ti22's HD Pitman Arms are machined from 1" 2024 aluminum. The arm tapers from 1" to 3/4" to reduce potential flex. Straight or 10° angle broached arms are offered.



Part No.	ID Style	Material
TIP3051	10° Broach	Aluminum
TIP3050	10° Broach	Black Aluminum
TIP3055	Straight	Aluminum
TIP3054	Straight	Black Aluminum

Tie Rod And Drag Link Stud Kits

Specially designed and manufactured from lightweight titanium, low-profile Allen-head studs eliminate the need to drill out steering arms for clearance. 1/2"-20 thread pattern. Sold in kit form or individually.



Part No.	Description
TIP1164	Tie Rod and Drag Link Stud Kit, (4) Studs, (4) Nuts, and (4) Spacers
TIP1166	Single Tie Rod and Drag Link Stud Kit, (1) Stud, (1) Nut, and (1) Spacer

Pitman Arm Bolts TIP1240

Kit includes five titanium bolts to replace standard 3/8"-24 x 1-7/8" hardware found in most torsion and Pitman arms. Bolt kit weighs less than 90 grams.



Quick-Release Splined Coupler

Quick-release couplers allow quick, effective steering wheel removal and replacement. Assemblies accept popular 3-bolt pattern steering wheels, and combine black anodized quick releases with rigid steel couplers. Sold complete, assemblies meet stringent SFI 42.1 specifications.



Part No.	Description
TIP3216	Push-On, for Schroeder Steering Gear
TIP3218	Bolt-On, for Lee/Profile Steering Gear



Half Box Steering Gear Mounts

TIP3070

Designed for quick installation and removal of the steering gear box. Three hex-cut slots eliminate the need to remove snap ring and end cap, and allow the steering box to slide easily into place. Mounts are CNC-machined from 3/8" thick billet aluminum. Pocketed for strength and weight savings; weighs only 0.54 lbs.



Adjustable Power Steering Pump Mount

The Adjustable Power Steering Pump Mount is machined from 2024 aluminum. The slotted mount makes it easy to locate the power steering pump on different engine configurations.

Part No.	Material
TIP3061	Aluminum
TIP3062	Black Aluminum



Adjustable Steering Box Mount

This new adjustable steering mount has multiple holes for getting the steering wheel in the perfect location.

Part No.	Material
TIP3080	Adjustable Clamp-On Top Steering Mount
Replacement Part	
TIP3083	Shut-Off Mount Fits TIP5585 and MPD76504 Fuel Shut-Offs


STEERING



Aluminum Steering Box Top Mounts

Steering box mounts are manufactured from American-made 2024 aluminum. Rigid design keeps steering gear in place. Mounts are offered in three versions.

Part No.	Material
TIP3077	MPD Shut-Off on Left
TIP3078	Waterman Shut-Off on Left
TIP3079	No Shut-Off



SUSPENSION

Radius Rods

Ti22 offers 1-1/8" O.D. polished 6061 aluminum Radius Rods in 1/2" increments from 18" to 25". Rods are available in raw aluminum or with a black anodized finish.



Size	Raw Aluminum	Black Anodized
18"	TIP2510-18	TIP2500-18
18.5"	TIP2510-185	TIP2500-185
19"	TIP2510-19	TIP2500-19
19.5"	TIP2510-195	TIP2500-195
20"	TIP2510-20	TIP2500-20
20.5"	TIP2510-205	TIP2500-205
21"	TIP2510-21	TIP2500-21
21.5"	TIP2510-215	TIP2500-215
22"	TIP2510-22	TIP2500-22
22.5"	TIP2510-225	TIP2500-225
23"	TIP2510-23	TIP2500-23
23.5"	TIP2510-235	TIP2500-235
24"	TIP2510-24	TIP2500-24
24.5"	TIP2510-245	TIP2500-245
25"	—	TIP2500-25

HD Left Front Radius Rods

Beef up your radius rods on the left front side with the new HD Radius Rods for a stronger, more durable part over the standard aluminum rods. These radius rods are made using 1-1/8" O.D. 4130 chromoly and are black powder coated.



Part No.	Size
TIP2520-225	22.5"
TIP2520-23	23"
TIP2520-235	23.5"

Rod Ends

Rod ends can be purchased individually, or in 10 packs.

Part No.	Description
1/2" ID x 5/8" Thread	
TIP8250	Aluminum RH Male Black
TIP8250-10	Aluminum RH Male Black 10 Pk.
TIP8251	Aluminum LH Male Black
TIP8251-10	Aluminum LH Male Black 10 Pk.
TIP8260	Narrow Head Moly RH Male Black
TIP8261	Narrow Head Moly LH Male Black
TIP8264	4130 Chromoly RH Male
TIP8265	4130 Chromoly LH Male
TIP8266	Gold Steel RH
TIP8267	Gold Steel LH



Jam Nuts

Jam nuts can be purchased in 4 packs or 10 packs.

Part No.	Description	Size
TIP8270	Aluminum 4 Pk.	5/8"-18" RH Thin
TIP8270-10	Aluminum 10 Pk.	5/8"-18" RH Thin
TIP8271	Aluminum 4 Pk.	5/8"-18" LH Thin
TIP8271-10	Aluminum 10 Pk.	5/8"-18" LH Thin
TIP8272	Aluminum Black 4 Pk.	5/8"-18" RH Thin
TIP8272-10	Aluminum Black 10 Pk.	5/8"-18" RH Thin
TIP8273	Aluminum Black 4 Pk.	5/8"-18" LH Thin
TIP8273-10	Aluminum Black 10 Pk.	5/8"-18" LH Thin
TIP8276	Steel 4 Pk.	5/8"-18" RH Thin
TIP8276-10	Steel 10 Pk.	5/8"-18" RH Thin
TIP8277	Steel 4 Pk.	5/8"-18" LH Thin
TIP8277-10	Steel 10 Pk.	5/8"-18" LH Thin



Tie Rods & Drag Links

Ti2's Tie Rods and Drag Links are made using high-strength 1-1/8" O.D. 4130 chromoly tubing.



Part No.	Material	Size	Color	Thread
TIP3100-46	Chromoly	46"	Black	5/8"-18
TIP3100-47	Chromoly	47"	Black	5/8"-18
TIP3100-48	Chromoly	48"	Black	5/8"-18
TIP3100-49	Chromoly	49"	Black	5/8"-18
TIP3100-50	Chromoly	50"	Black	5/8"-18
TIP3100-51	Chromoly	51"	Black	5/8"-18
TIP3110-46	Chromoly	46"	Chrome	5/8"-18
TIP3110-47	Chromoly	47"	Chrome	5/8"-18
TIP3110-48	Chromoly	48"	Chrome	5/8"-18
TIP3110-49	Chromoly	49"	Chrome	5/8"-18
TIP3110-50	Chromoly	50"	Chrome	5/8"-18
TIP3110-51	Chromoly	51"	Chrome	5/8"-18

S-Bend Drag Links

TIP3101-49	Chromoly	49"	Black	5/8"-18
TIP3101-50	Chromoly	50"	Black	5/8"-18
TIP3111-49	Chromoly	49"	Chrome	5/8"-18
TIP3111-50	Chromoly	50"	Chrome	5/8"-18

Drag Link/Tie Rod Stud Kit

Titanium studs thread into steering and Pitman arms to properly mount steering links. Kit includes (4) 1/2"-20 studs and (8) nylon locking half-nuts.



Part No.	Description
TIP1160	Titanium Kit with Nuts
TIP1164	Button-head Style Kit with Nuts
TIP1166	Button-head Stud with Nut

TORSION ARMS

Front Torsion Arms

Ti2's arms have been constructed of high-strength 2024 aluminum. The arms have been precisely radiused to reduce excess weight while maintaining strength and durability. The left S-Bend Arms allow for more oversteer clearance on the left front tire—great for non-wing sprint cars! Right torsion arm is 16-3/4" from center of torsion bar hole to end. Left torsion arm is 18-3/4" from center of torsion bar hole to end.



Part No.	Style	Material
TIP2361	Standard Right	Aluminum
TIP2360	Standard Right	Aluminum Black
TIP2362	HD Right	Aluminum Black
TIP2374	HD Left	Aluminum Black
TIP2366	Angle Broached, Right	Aluminum Black
TIP2367	Angle Broached, Right	Aluminum
TIP2371	Standard Left	Aluminum
TIP2370	Standard Left	Aluminum Black
TIP2373	S-Bend Left	Aluminum
TIP2372	S-Bend Left	Aluminum Black

Radius Rod Stud Kit

Radius rod studs feature 1/2-20 threads and are 3-1/4" long.


Kits includes (6) one-nut studs and (12) nylon locking half-nuts.



Part No.	Description	Material
TIP1180	1/2" - 20, 3.250" Long	Titanium Kit
TIP1581	1/2" - 20, 3.250" Long	Steel Kit

Rod End Spacer Kits

Spacers are made from steel or aluminum and have many uses including spacing rod ends on linkages to prevent binding or provide clearance. Packages of 2.



Part No.	Description	Thickness
TIP8210	Cone Spacers Steel	1/2" I.D. x 1/4" Long
TIP8211	Cone Spacers Steel	1/2" I.D. x 3/8" Long
TIP8212	Cone Spacers Steel	1/2" I.D. x 1/2" Long
TIP8213	Cone Spacers Steel	1/2" I.D. x 3/4" Long
TIP8214	Cone Spacers Steel	1/2" I.D. x 1" Long
TIP8220	Cone Spacers Aluminum	1/2" I.D. x 1/4" Long
TIP8221	Cone Spacers Black	1/2" I.D. x 1/4" Long
TIP8221-10	Cone Spacers Black 10 Pk.	1/2" I.D. x 1/4" Long
TIP8222	Cone Spacers Aluminum	1/2" I.D. x 1/2" Long
TIP8223	Cone Spacers Aluminum	1/2" I.D. x 3/4" Long
TIP8224	Cone Spacers Aluminum	1/2" I.D. x 1" Long

Rear Torsion Arms

Precision-engineered design and high-strength 2024 aluminum result in the most durable and reusable torsion arms available. Billet models are CNC-machined from a solid block of 2024 aluminum for added strength and stiffness. Left torsion bars measure 15" from center of torsion hole to end, with a 3-1/4" offset. Right torsion arms measure 13-1/4" from center of torsion hole to end, with a 5" offset.

Both series have the same dimensions and offsets. The difference is that the 2320 series is machined from billet aluminum instead of cast, and they don't have the machining on the outside surfaces - only on the inside.



Part No.	Style	Material
TIP2301	Standard Right	Aluminum
TIP2300	Standard Right	Aluminum Black
TIP2311	Standard Left	Aluminum
TIP2310	Standard Left	Aluminum Black
TIP2320	Billet Left	Aluminum
TIP2321	Billet Left	Aluminum Black
TIP2322	Billet Right	Aluminum
TIP2323	Billet Right	Aluminum Black



PERFORMANCE
THE WINNING ELEMENT IN RACING.

Torsion Stops

With multiple options available, Ti22 has torsion stops for any budget, from lightweight aluminum to titanium for the ultimate in performance. Feature 1-3/4" split. Aluminum stops include steel pinch bolt and adjuster bolt. Chromoly stops include steel pinch bolt and titanium adjuster bolt, and titanium models include titanium hardware. See below for upgraded titanium adjuster bolt.



Part No.	Material
TIP2381	Aluminum
TIP2382	Aluminum Black
TIP2380	4130 Chromoly
TIP2383	Titanium

Torsion Arm Stop Kit TIP2350



Black anodized aluminum/steel threaded rod-style kit. Sold each.

Torsion Arm and Stop Retaining Kit TIP2355

This kit holds torsion arm and stop in place if pinch bolts loosen or break. Black. Sold in pairs.



TORSION STOPS

Hardware for Titanium/Chromoly/Aluminum Stops

Part No.	Description
Grade 8 Steel Adjuster Bolt	
TIP2388	7/16"-20 Thread 2.000" Long
Titanium Adjuster Bolt	
TIP2389	7/16"-20 Thread 1.750" Long



Titanium Torsion Arm Replacement Bolts TIP1240

Keep extra bolts on hand. Lightweight, high-strength titanium.



Torsion Arm Bushings

Manufactured from friction-reducing bronze or lightweight, durable plastic. Bushing has a 1-1/8" I.D. and .095" wall. Sold each or in packs of ten.



Part No.	Description
TIP2340	.095 Bronze
TIP2340-10	.095 Bronze, 10 Pk.
TIP2342	.095 Plastic
TIP2342-10	.095 Plastic, 10 Pk.
TIP2344	.095 Plastic

TITANIUM

Titanium components are the gold standard for racers who want maximum performance and minimum weight. From fasteners to chassis components, Ti22 Performance is built on offering top-quality titanium components—it's not just in our heritage, it's in our name.

Lower Rear-to-Shock Kit TIP1170

Shock stud kits include two studs with large support cones and two nylon locking half-nuts to mount shock to most rear torsion arms. Studs and nuts weigh less than 50 grams.



Shock Stud Kit TIP1060

Shock stud kit includes (4) studs and (4) nylon locking half-nuts to mount shock to chassis or front axle. 2" studs have 1/2"-20 threads that thread directly into pre-threaded bungs.



Drag Link /Tie Rod Stud Kit TIP1160

Kit includes four studs with nylon locking half-nuts that thread into steering and pitman arms with 1/2"-20 threads to properly mount steering links. 2-1/2" long.



Bumper Bolt Kit TIP1102

Kit contains (14) #10-32 x 1-1/2" hex-head bolts and (14) nylon lock nuts for mounting bumpers or nerf bars.



Tie Rod and Drag Link Kits

Specially designed and manufactured from lightweight titanium, low-profile Allen-head studs eliminate the need to drill out steering arms for clearance. Sold in kit form or individually.



Part No.	Description	TIP1164
TIP1164	Tie Rod and Drag Link Stud Kit, (4) Studs, (4) Nuts, and (4) Spacers	
TIP1166	Single Tie Rod and Drag Link Stud Kit, (1) Stud, (1) Nut, and (1) Spacer	

Front Rotor Bolts TIP1080

Bolts are 1/2" -20 thread 1" long.



U-Joint Bolt Kit TIP1140

For the weigh-conscious racer, kit includes (4) 7/16"-20 x 7/8" long premium titanium fasteners.



Bead Lock Bolt Kit TIP1010

Titanium bolt kit includes (16) lightweight 5/16"-18 x 1" long hex-head bolts for added weight savings.



Front Caliper Mount Bolts TIP1084

Front caliper mount bolts are 2" long with 1/2"-20 thread.



Shock Stud for Double Tower TIP1068

Engineered exclusively for 2017 and newer Triple X sprint chassis utilizing billet double-hole front shock towers, super-light titanium stud has 1/2"-20 threads and includes a built-in shock spacer.



Header Stud Kit TIP1120

Header stud kit bolts are 3/8"-16 base thread with 3/8"-24 top thread and are 1-1/2" long.



Fuel Pump Bolt Kit TIP1136

Kit includes specialized, lightweight titanium hex-head fasteners to retain the fuel pump.



Header Flange Nut Set TIP1124

Titanium 3/8"-24 (fine thread) nuts feature 12-point heads for improved wrenching. Set of 14. Accompanying studs must be purchased separately.



Rock Screen Clamp Bolts TIP1210

Required to retain the rock screen, 1/4"-20 x 3/4" long bolts are manufactured from light-weight titanium. Sold per pair.



Inboard Caliper Bolt Kit TIP1090

Inboard caliper bolt kit bolts have 7/16"-14 thread and are 1-1/2" long.



Front Hub Stud Kit with Nuts TIP1220

Used to secure the front hubs, kit includes (5) button-head, 3/8"-16 x 1-1/4" long titanium studs and (5) flanged hex-head titanium nuts.



Jacobs Ladder Quick Pin Kit TIP1070

Pins are 1/2" diameter and 1-1/2" long.



Front Hub Flange Nuts TIP1228

Flanged, hex-head titanium nuts include 3/8"-16 threads are used to retain the front hubs. Set of five. The same flange nuts as those included in the TIP1220 kit.



Radius Rod Stud Kit TIP1180

Radius rod stud kit bolts are 1/2"-20 thread and are 3-1/4" long.



Torsion and Pitman Arm Bolt Kit TIP1240

Kit includes (5) 3/8"-24 x 1.875" long, hex-head titanium pinch bolts required to secure Pitman/torsion arms. Set of five complete with AN washers.



Torque Tube Stud Kit TIP1050

Made of grade 5 titanium, TI22's studs are 1.875" in length, have a 3/8"-16 base thread, and a 3/8"-24 top thread. Kit includes six (6) each of titanium studs, washers, and locknuts.



Torsion Stop Bolt with Nut TIP2389

Lightweight titanium, 7/16"-20 hex head bolt is 1-3/4" long and is sold complete with a hex-head nut, allowing precise adjustments with a 9/16" wrench. Special-ly-relieved bolt end prevents mushrooming.




Jacob's Ladder Bolt Kit with Flat Heads TIP2427

Required to retain a Jacob's Ladder, light-weight titanium bolt kit includes (2) flat-head, Allen key 3/8"-24 x 1.875" long bolts and (2) 3/8"-24 flange hex-head nuts.



Rock Screen TIP4021

Constructed of lightweight titanium rod, Ti22's Rock Screen provides dependable protection from rocks and other debris.



Part No.	Description
TIP4125	Rock Screen Clamp
TIP1210	Titanium Rock Screen Bolts, Pack of (2) 1-3/8"



TIP4125

Mini-Sprint/Midget Rock Screen TIP3885

Engineered for Mini-Sprints or Midgets, Rock Screen is 22-3/4" x 8-1/2" in size and manufactured from lightweight titanium rod. Offers the driver superior protection from rocks and debris.



Part No.	Description
TIP3886	Rock Screen Clamp 1-1/4"



TIP3886

Torsion Stop TIP2383

The titanium Torsion Stop features a 1-3/4" split. Made from high-grade titanium, the stop saves 5.6 oz. per stop over the steel stop. Includes adjuster bolt and clamp bolt.



Titanium King Pins

Part No.	Description
TIP2865	5/8"-18 Thread Pin, Sold Individually
TIP2866	Cap Aluminum Tip, Sold Individually




TIP2865

TIP2866

Titanium Wing Tree

Save more than a 1/2 lb. by using the titanium wing tree rather than chromoly version. 16" tall.



TIP6005

TIP6012

Part No.	Description
TIP6002	Wing Tree with Inserts
TIP6005	Wing Tree, Round with Inserts
TIP6012	Wing Tree Insert

Top Wing Pin Kit TIP6115



Titanium Wing Cylinder Studs



TIP6118

TIP6119

Part No.	Description
TIP6118	3/8" x 24"
TIP6119	5/16" x 24"

Adjustable Nose Wing Posts TIP6108

Titanium Adjustable Nose Wing Post allows adjustments for changing track conditions. 13" long with a 1" offset. 1" O.D. titanium tubing means maximum strength at minimal weight. Sold individually.



Standard Nose Wing Posts TIP6103

Ti22's Standard Nose Wing Post is now offered in lightweight titanium to reduce weight even further, without sacrificing strength. 13" long with a 1" offset. Sold individually.



Brake And Throttle Pedals

Lightweight and strong, Ti22 Titanium Brake and Throttle Pedal Levers are available with 0" and 1" rise for raised rail cars.



TIP4000

Part No.	Description
TIP4002	0" Raised Rail Brake Pedal, 14-1/2" Long from Second Hole, and 5-1/4" Wide
TIP4000	1" Raised Rail Brake Pedal, 13-1/2" Long from Second Hole, and 5-1/4" Wide
TIP4105	Throttle Pedal Frame-Mount

BRAKE AND PEDAL

Brake and Throttle Pedals

Ti22 Brake Pedals are offered for 0" and 1" raised rail cars. Both titanium and chromoly options are offered. Brake pedal levers and 5-1/4" wide.

Part No.	Description	Material
Brake Pedals		
TIP4002	Straight Rail, 14-1/2" Long From Second Hole	Titanium
TIP4001	1" Raised Rail, 13-1/2" Long From Second Hole	Chromoly
TIP4000	1" Raised Rail, 13-1/2" Long From Second Hole	Titanium
Throttle Pedals		
TIP4105	Frame Mount	Titanium
TIP4100	Frame Mount	Chromoly
TIP4103	Floor Mount Plain	Aluminum
TIP4104	Floor Mount Black	Aluminum




TIP4001

TIP4105

TIP4104

Heel Risers

Heel risers measure 4-1/2" wide and provide the driver with improved comfort and pedal feel. Choose from 1" or 1-1/2" tall versions, in carbon fiber or aluminum. Non-skid pad included.




TIP4112

TIP4113

Part No.	Description
Carbon Fiber	
TIP4110	1" Tall
TIP4112	1-1/2" Tall
Aluminum	
TIP4111	1" Tall
TIP4113	1-1/2" Tall

Brake Rotors and Rear Mounts

Durable billet aluminum adapters accept most popular rotors. Designed for rear inboard mounting, adapters are black anodized. Sold individually.



Part No.	Description
Front Brake Rotors	
TIP4060	10" Aluminum, 3-Lug
TIP4062	11" Aluminum, 3-Lug
Rear Brake Mounts	
TIP4015	Inboard Rotor Mount, 2.750" x 42-Spline, Center and 8 x 7.00" Bolt Pattern
TIP4018	Right Rear Outboard Rotor Mount, 3" x 5" 42-Spline, Center and 6.50"W x 0.30"H x 9.00"L

Dry Brake

Designed to provide quick brake line disconnection without fluid loss or air ingestion. Aluminum dry brake couplings are offered in -3AN or -4AN versions.



Part No.	Description
TIP4510	-3AN Dry Brake Coupling
TIP4515	-4AN Dry Brake Coupling

Staubli Dry Brake

Staubli premium dry brakes offer a superior seal and will not lose pressure during use.



Part No.	Description
TIP4500	-3AN Complete Kit
TIP4501	-3AN Male Side Fitting Only
TIP4502	-3AN Female Side Fitting Only

Brake Mount TIP2029

Brake mount for standard and non-wing birdcages.



Front Caliper Mount

CNC-machined from 2024 aluminum. The caliper mount holes are spaced at 3-1/4" and will work with 10-1/8" and 10-7/8" rotors and come with bolts. Steel mounting hardware included.



Part No.	Color
10-1/8" Rotors	
TIP4012	Black
TIP4013	Clear
10-7/8" Rotors	
TIP4010	Black
TIP4011	Clear

Front Rotor Bolts

Allen-head bolts, 1/2"-20 x 1", available in steel or titanium. Sold in kits of 3.



Part No.	Description
TIP1580	Steel Kit
TIP1080	Titanium Kit

Inboard Caliper Bolt Kits

Hex-head bolts, 7/16"-14 x 1-1/2", available in steel or titanium. Sold in kits of 2. Washers included.



Part No.	Description
TIP1590	Steel
TIP1090	Titanium

Caliper Mounting Bolts

Allen-head bolts, 1/2"-20 x 2", available in steel or titanium. Sold in kits of 2.



Part No.	Description
TIP1584	Steel Kit
TIP1084	Titanium Kit

Master Cylinder Return Spring Kit

TIP4219

Engineered to prevent the driver from overheating the brakes, high-strength coil spring is sold complete with black anodized, billet aluminum retainer. Fits all master cylinders.



Conner Morrell



Linden Jones



Ryan Ruhl



Torque Tube TIP4702

Made from lightweight, high-strength 6061-T6 aluminum, the Ti22 torque tube is 2.900" in diameter, 26-3/4" long, and fits any 40" car. Black anodized.



Torque Ball Housing Kit Steel TIP4710

Assembly includes stamped steel firewall housing, hydroformed aluminum torque ball, rubber torque ball dust boot, forged aluminum retaining collar, and 4 highnuts. Weighs 4 lbs. 2 oz.



Part No.	Description
Replacement Components	
TIP4720	Aluminum Torque Ball, Hard Anodized for Steel Housing Only
TIP4722	Forged Aluminum Retaining Collar
TIP4724	Highnut for Torque Ball Housing, Steel, 4-Pk.
TIP4728	Rubber Torque Ball Dust Boot
TIP1050	Torque Tube Stud Kit

Billet Aluminum Torque Ball Housing and Ball

These housings are very rigid and strong to retain debris in the event of a U-joint failure. The torque ball is CNC-machined for strength and durability.



Part No.	Description
TIP4712	Billet Housing
TIP4714	Torque Ball for Billet Housing



DRIVELINE

U-Joints

Standard-duty U-joint assemblies are exceptionally lightweight, while remaining very durable. Black anodized billet aluminum units are offered with choice of 16- or 32-spline with four-bolt flanges, are fitted with Spicer U-joints, and mate to the rear of Chevy or Chrysler engines. Sold complete with premium fasteners.

TIP4730



Part No.	Description
TIP4730	16 Spline
TIP4732	32 Spline
Replacement Components	
TIP4731	Universal Joint Spring Kit for TIP4730
TIP4733	Universal Joint Spring Kit for TIP4732

U-Joints

Standard-duty U-joint assemblies are exceptionally lightweight, while remaining very durable. Black anodized billet aluminum units are offered with choice of 16- or 32-spline with four-bolt flanges, are fitted with Spicer U-joints, and mate to the rear of Chevy or Chrysler engines. Sold complete with premium fasteners.

TIP4730



Part No.	Description
TIP4730	16 Spline
TIP4732	32 Spline
Replacement Components	
TIP4731	Universal Joint Spring Kit for TIP4730
TIP4733	Universal Joint Spring Kit for TIP4732

WHEELS

Splined Rear Wheel Center TIP2890

This 100% CNC-machined black wheel center is manufactured from forged 2024-T3 aluminum. Fits most popular brands of Wide 5 rear wheels, and is stronger than the original center. Sold individually.



Part No.	Description
Replacement Component	
TIP2898	Threaded Wheel Insert, 1/4"-20 Self-Clinching

Rear Axle Wheel Nut

Engineered exclusively for sprints, wheel nuts are manufactured from rigid billet aluminum with a black powder-coated finish. Sold each.



Part No.	Description
TIP2876	LH Threads
TIP2877	RH Threads

Axle Spacer Kit TIP2880

Easily adjust wheel spacing on the axle with these black anodized billet aluminum axle spacers. 10-piece kit includes (2) 3/8", (2) 3/4", and (1) 2" straight spacers, (2) 1" splined spacers, and (1) 1-1/4", (1) 2", and (1) 2-1/2" tapered splined spacers.



Disconnects and Components

Wheel disconnects allow for use of pneumatic bleeders to maintain constant air pressure and consistent stagger, and can also be used for quick filling. Available in black aluminum or white plastic, and sold individually or in sets of 4. Additional accessories and replacement parts also available.



TIP4400

Part No.	Description	Material
TIP4400	Wheel Disconnect	Black Aluminum
TIP4402	Wheel Disconnects 4 Pk.	Black Aluminum
TIP4404	Wheel Disconnect	Plastic
TIP4406	Wheel Disconnects 4 Pk.	Plastic
TIP4408	Wheel Disconnect Sealing 4 Pk.	Washer
TIP4409	Wheel Disconnect 4 Pk.	Grommets
TIP4410	Bleeder Plugs for Wheel	Disconnect Pair
TIP4413	Thread on Bleeder Screen	Aluminum
TIP4415	Schrader Valves 2 Pk.	Aluminum
TIP4417	Bleeder Hose End	Aluminum

Wheel Cover Retaining Bolt Kits

Offered with choice of steel or light-weight titanium bolts, kits include the necessary screw-in inserts, rivets, "E"-clips, and bolts to retain one mud cover to wheel.


TIP4440



Part No.	Description
TIP4440	Steel
TIP4442	Titanium

Wing Trees

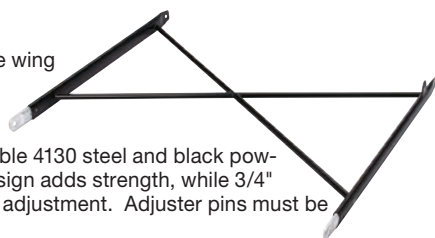
Ti22's Wing Tree is designed to be a lightweight addition. With an extra inch added to the length, the tree is able to achieve the wing angles needed for a variety of wings. Both titanium and chromoly versions are offered. The Wing Tree inserts are fabricated with 1/4" offset to accommodate varying tab dimensions. The tree comes with bottom inserts for easy wing adjustment.



Part No.	Style	Material
TIP6000	Top Wing Tree Assembly 16"H x 26"W	Black Steel
TIP6001	Top Wing Tree Assembly 16"H x 26"W	Plated Steel
TIP6002	Top Wing Tree Assembly 16"H x 26"W	Titanium
TIP6004	Aero Wing Tree Assembly 16"H x 26"W	Black Steel
TIP6006	Aero Wing Tree Insert	Black Steel
TIP6010	Wing Tree Insert Black	Black Steel
TIP6011	Wing Tree Insert Plated	Plated Steel
TIP6012	Wing Tree Insert, Sold as Pair	Titanium

Aero Wing Trees

Engineered to place the wing at the optimum angle for wedge-style sprint chassis, Aero Wing Tree is constructed from durable 4130 steel and black powder finished. The "X" design adds strength, while 3/4" holes provide up to 3" of adjustment. Adjuster pins must be purchased separately.



Part No.	Description	Material
TIP6004	Aero Wing Tree with Pins, 16"	Black Steel
TIP6005	Aero Wing Tree with Pins, 16"	Titanium
Related Components		
TIP6006	Aero Wing Tree Insert	Black Aluminum
TIP6115	Top Wing Pin Kit	Titanium
TIP6118	Wing Cylinder Stud	5/16"-24 Titanium
TIP6119	Wing Cylinder Stud	3/8"-24 Titanium

Manual Wing Slider Kits

Manual sliders allow easy wing adjustment and are machined to resist binding.

Part No.	Description
TIP6030	Black, 15" Collapsed
TIP6032	Black, 20" Collapsed



Nose Wing Posts

TIP6103

Made from 1" O.D. tubing, this titanium Nose Wing Post is 13" long with a 3" offset.

Quick Pins

Easily make wing adjustments on the fly with these 1/4" Quick Pins.

Part No.	Style
TIP6114	Quick Pins
TIP6115	Wing Tree Pins

Tubular Nose Wing Strap

Tubular Nose Wing Straps are available in both adjustable and non-adjustable formats, and are made from plated 4130 steel tubing. Non-adjustable straps are 10-3/4" long (hole-to-hole) from the shock towers to the nose wing side boards, and weigh 5 oz. Adjustable straps have welded tabs with adjustable bottom mounts (6", 6-3/4", 7-1/2") and weigh 4.5 oz. Straps do not interrupt airflow. Sold individually.



Part No.	Material
TIP6150	Chrome-Plated Steel
TIP6151	Chrome-Plated Black Steel
TIP6152	Adjustable Steel
TIP6153	Adjustable Black Steel

Carbon Fiber Wing Caps



Part No.	Style
TIP6040	Top Wing Cap 59-3/4" Wide Carbon Fiber
TIP6042	Nose Wing Cap 35-3/4" Wide Carbon Fiber

Straight Nose Wing Posts

Straight Nose Wing Posts are available in aluminum or 4130 chromoly steel, in natural or black finish. Clamp into nose wing post clamps that secure to the torsion tube pinch clamps to connect the center of the nose wing. 12" long, 1" O.D. tubing. Sold individually.

Part No.	Description
TIP6124	Chrome-Plated Steel
TIP6125	Natural Aluminum
TIP6126	Black Steel
TIP6127	Black Aluminum



Top Wing Posts

Ti22's Top Wing Posts now feature a full circle bracket, giving the "T" two contact points instead of one. An aluminum insert has been added to the titanium post for additional strength. The overall length is 12". Sold individually.



Part No.	Description	Length
TIP6016	Top Wing Post Roller	12"
TIP6017	Top Wing Post Plated	12"
TIP6018	Top Wing Post Black	12"



Clamp-On Nose Wing Mounts

Aero-Style Aluminum Nose Wing Front Post Clamps (for clamping nose wing post to the torsion tubes). Clamps securely to torsion tubes. Has aero-style I.D. for nose wing front post. Bolts included. Angled perfectly to reach side panel of nose wing with posts. For use with our Aero Style Right and Left Nose Wing Posts. Sold individually.



Part No.	Description	Material
TIP6133	Aero Nose Wing Clamp	Black Aluminum
TIP6134	Aero Nose Wing Post RH	Black Steel
TIP6135	Aero Nose Wing Post LH	Black Steel

Forward-Bent Nose Wing Posts

Forward-Bent Nose Wing Posts are available in natural or black anodized aluminum, or black or chrome-plated 4130 chromoly steel. Clamp into nose wing post clamps that secure to the torsion tube pinch clamps to connect the center of the nose wing. 12" long, 1" O.D. tubing. Sold individually.



Part No.	Description
TIP6120	Chrome Plated Steel
TIP6121	Natural Aluminum
TIP6122	Black Steel
TIP6123	Black Aluminum

Bent to Side Board Adjustable Straps

Side board mount, black anodized aluminum nose wing rear strap straps are strong and light. Straps have a width of 1" and overall length of 11". Maximum height is 10-1/2" and minimum is 8-1/2". Offset is 5-1/2" with an adjustment of 1/2". Total weight is 0.23 lbs. Sold individually.

Part No.	Description
TIP6158	Aluminum
TIP6159	Black Aluminum



WING

Adjustable Nose Wing Posts

The Adjustable Nose Wing Posts provide the flexibility to set your wing as needed without having to switch or rebend your current posts. The adjuster provides for 3/4" of extra adjustment. Sold individually.

Part No.	Description
Chrome-Plated Steel	
TIP6128	Front Wing Post RH Adj. to Side Board
TIP6129	Front Wing Post LH Adj. to Side Board
Black Steel	
TIP6130	Front Wing Post RH Adj. to Side Board
TIP6131	Front Wing Post LH Adj. to Side Board



Flat Nose Wing Straps

Ti22 Flat Nose Wing Straps are available in natural or black powder coated stainless steel, and weigh only 5 oz. Overall dimensions are 11-1/2" L x 1-1/8" wide, and height is adjustable between 7-3/4" and 10-1/2" in 3/4" increments. Sold individually.

Part No.	Description
TIP6156	Stainless
TIP6157	Black Stainless




BUMPERS

Bumpers and Nerfs

Fabricated from 1" O.D. stainless steel, 4130 chromoly, or aluminum. Bumpers and nerfs feature specially swedged ends to fit easily into the chassis.

Part No.	Description	Material	Color
TIP7000	19" On-Center Front Bumper	Stainless Steel	Bare
TIP7001	19" On-Center Front Bumper	Aluminum	Bare
TIP7002	Stacked Front Bumper	Stainless Steel	Bare
TIP7003	Stacked Front Bumper	Aluminum	Bare
TIP7005	Stacked Front Bumper	4130 Chromoly	Black
TIP7006	19" On-Center Front Bumper	4130 Chromoly	Black
TIP7008	Front Bumper Pretzel Style	Stainless Steel	Bare
TIP7010	LH Nerf Bar	Stainless Steel	Bare
TIP7011	LH Nerf Bar 3-Point	Stainless Steel	Bare
TIP7012	LH Nerf Bar 3-Point	4130 Chromoly	Black
TIP7013	LH Nerf Bar 2-Point	Stainless Steel	Bare
TIP7014	LH Nerf Bar 2-Point	4130 Chromoly Ultra-Lt.	Black
TIP7015	LH Nerf Bar 3-Point Battle Bar	Stainless Steel	Bare
TIP7020	RH Nerf Bar 3-Point	Stainless Steel	Bare
TIP7021	RH Nerf Bar 3-Point	4130 Chromoly	Black
TIP7022	RH Nerf Bar 2-Point	Stainless Ultra-Light	Bare
TIP7023	RH Nerf Bar 2-Point	4130 Chromoly Ultra-Lt.	Black
TIP7024	RH Nerf Bar 3-Point Battle Bar	Stainless Steel	Bare
TIP7030	Lightweight Rear Bumper	Stainless Steel	Bare
TIP7031	Lightweight Rear Bumper No Brace	4130 Chromoly	Black
TIP7032	Rear Bumper w/Brace	Stainless Steel	Bare
TIP7033	Rear Bumper w/Brace	4130 Chromoly	Black
TIP7036	Rear Bumper Basket Style	Stainless Steel	Bare
TIP7037	Rear Bumper Basket Style	4130 Chromoly	Black



Bumper Bolt Kit TIP1102

Kit contains 14 #10-32 x 1-1/2" titanium bolts for the bumper, nerfs, and torque tube hoop and includes all lock nuts.



Billet Cam Plate Seal

Manufactured with high-quality SKF seals, these billet aluminum plates are precision-machined to exact dimensions, providing maximum sealing to prevent any possible leakage.



Part No.	Description
TIP5080	SB Chevy Steel Block 2.100" O.D.
TIP5082	Rodeck Aluminum Block 2.256" O.D.
TIP5084	SB Chevy Dart Little M Block 2.384" O.D.
Replacement Components	
TIP5088	Replacement Cam Seal Only
TIP5089	Replacement Cam Spud 9/16" -18 Right Hand, 3/8" Hex

Aluminum Exhaust Port Block-Offs

Keep the engine clean and dry in storage or when performing doing maintenance.



Part No.	Description
TIP5120	Spreadport
TIP5124	Standard Port

In-Tank Fuel Filters

Manufactured with 60-micron pleated stainless mesh filter.



Part No.	Description
TIP5140	-12AN Straight Inlet Fitting
TIP5142	90° Rotating 3/4" Slip-On Style Inlet

Spark Plug Guards

TIP5100

Spark Plug Guards have lightweight brackets that bolt to the headers, keeping plugs clean and safe.



Adjustable Tail Tank Clamp Set

TIP8012

Clamps feature an adjustable design to allow mounting virtually any brand of fuel tank. Lightweight, CNC-machined aluminum clamps mount to the tail tank bar and utilize recessed bolt heads to conceal and protect them from debris.



Double Bearing Bell Crank

TIP5536

These Double Bearing Bell Cranks are ultra smooth and make for great throttle response.




Throttle Pedals



Part No.	Description
TIP4100	Frame Mount
TIP4103	Floor Mount, Plain
TIP4104	Floor Mount, Black
TIP4105	Frame Mount, Titanium

Front And Rear Motor Plates


Manufactured from 3/8" thick 6061 aluminum. These raised rail rear plates are lightened on the inside to keep dirt from getting trapped in lightening pockets. Designed to fit both standard and raised cam engines, the plates have multiple drilled and tapped holes for mounting pumps and accessories. Lower edge holes allow mounting floor pan securely to motor plate. Available in natural or black anodized finish. 24-5/8"W x 12-7/16"H, weighs 7.5 lbs.



Part No.	Description
Rear Motor Plates	
TIP5002	Plain
TIP5004	Black
Front Motor Plates	
TIP5010	Plain
TIP5012	Black

Sprint Car Hood and Tank Cover

Tail tank cover helps reduce heat build-up from the sun, keeping fuel cooler. Silver-colored aluminized and insulated mat includes strap.



Part No.	Description
TIP5460	Tank Cover
TIP5465	Hood Blanket



PERFORMANCE
THE WINNING ELEMENT IN RACING.

Fuel Block TIP5500

Comes with three -6AN female ports, one -8AN female port, male adapter fittings included, one -8AN male fitting, a black anodized aluminum, each.



In-Line Fuel Filters

Black anodized, billet aluminum fuel filters. Available in two different sizes: short style with -6AN male inlet/outlet fittings or long style -12AN male inlet/outlet fittings. Stainless steel replacement elements available.



Part No.	Description	TIP5526
TIP5526	-6AN Short Style Filter, 70-Micron Stainless Element	
TIP5528	-12AN Long Style Filter, 100-Micron Stainless Element	

Replacement Components

TIP5527	Replacement Element for TIP5526 Short Filter, 70-Micron
TIP5529	Replacement Element for TIP5528 Long Filter, 100-Micron
TIP5523	Replacement O-Ring Kit for TIP5526/TIP5528

In-Line Fuel Filters with Built-In Shut-Off Valve

Black anodized billet aluminum 100-micron fuel filters. Available in -6AN, -8AN, -10AN, and -12AN. Stainless steel replacement elements available.



Part No.	Description
TIP5506	-6AN
TIP5508	-8AN
TIP5510	-10AN
TIP5512	-12AN

Replacement Components

TIP5520	Replacement Element
TIP5522	Replacement O-Ring Kit

Billet Fuel Filter Mounting Clamps



Part No.	Description
TIP5540	Designed to Mount #6 Pressure Filter to the Fuel Injector Bridge, Two-Piece Black Anodized Aluminum Billet Construction

Fuel Filter Clamp

TIP5544	Designed to Mount 2" Diameter Filter on 1-1/4" Tube, Black Anodized Billet Construction with Countersunk Allen Bolt for Easy Tightening
TIP5546	Designed to Mount 2" Diameter Filter on 1-3/8" Tube, Black Anodized Billet Construction with Countersunk Allen Bolt for Easy Tightening
TIP5548	Designed to Mount 2" Diameter Filter on 1-1/2" Tube, Black Anodized Billet Construction with Countersunk Allen Bolt for Easy Tightening

Fuel Block Mounting Bracket TIP5504

Master Cylinder Mount allows easy mounting of fuel block to the master cylinder. Black anodized aluminum. Each.



ENGINE AND FUEL

Fuel Shut-Off



Part No.	Description
TIP5580	-6AN Waterman Style, 4.0"W x 1.5"H x 7.0"L
TIP5585	-6AN MP Style, 4.0"W x 1.0"H x 7.0"L

Carbon Fiber Mounts



Part No.	Description
TIP4200	TelTac Tach Mount
TIP4202	MSD Ignition Box Bracket
TIP4204	MSD Ignition Box Bracket, Bent Dash

Lower Sprint Radiator Hose

Molded silicone hose is built specifically for sprint car lower radiator hose applications. Molded 90° elbow and 45° elbow separated by 5" fits most combinations of Sprint Car radiator and pump.



Part No.	Description
Lower Sprint Radiator Hoses	
TIP5160	1.5" Lower Sprint Radiator Hose, Black
TIP5163	Black 1.75" Sprint Radiator Hose, Black
TIP5165	3-pcs, 1.5" Sprint Radiator Hose, Black
TIP5168	1.5" I.D. to 1.75" I.D. 22" Long Sprint Radiator Hose
TIP5161	45° Bend, 1.5", Black NEW!
TIP5162	90° Bend, 1.5", Black NEW!
TIP5166	45° Bend, 1.75", Black NEW!
TIP5166	90° Bend, 1.75", Black NEW!

Clamps

TIP5165	10 Pack Hose Clamps
TIP5170	1.5" Billet Hose Clamp
TIP5172	1.75" Billet Hose Clamp
TIP5178	1.5" Aluminum Union Hose Clamp NEW!
TIP5179	1.75" Aluminum Union Hose Clamp NEW!


Dash Bulkhead Plate TIP5570 **NEW!**

Two hose bulkhead featuring -6 AN male fittings. Aluminum.



Honeycomb Radiator Screen TIP5184

Protect radiators from small rocks and debris. 20" x 20" x 1/2". Durable tan-colored plastic. Each.



Locking Tear-Off Post Kit TIP4900

Quick adjusting, true locking tear-off post eliminates the problem of loose tear-offs on any helmet. Makes installing tear-offs very quick. Includes installation tool. Two posts per kit.



Set-Up Blocks

Aluminum blocks feature a contoured bottom with integrated magnets to hold tight to steel tubing or any flat steel surface. Quick-release pin keeps the block at the desired height. Short blocks adjust from 1-3/4"-4" and tall blocks adjust from 3"-6". Sold in pairs. Available accessories include set-up rollers with easy rolling wheels, or set-up cups to securely cradle axle tubes.



Part No.	Description
TIP2980	Short Set-Up Blocks, 1.75"-4", Pair
TIP2981	Tall Set-Up Blocks, 3"-6", Pair
TIP2985	Set-Up Block Hardware Kit, Includes (2) Quick Release Pins & (8) Screws
TIP2986	Accessory Set-Up Rollers, Pair
TIP2987	Accessory Set-Up Cups, Pair

Bead Breakers

Part No.	Description
Narrow Jaws	
TIP8502	For 10" Wheel, Steel, Black Powder Coat
TIP8503	For 13" Wheel, Steel, Black Powder Coat
TIP8504	For 15" Wheel, Steel, Black Powder Coat
Wide Jaw	
TIP8505	For 15" Wheel, Steel, Black Powder Coat



Quick-Change Drain Pan

TIP8520

Black anodized aluminum drain pan is 10-1/4" wide x 12" long x 3-3/4" deep. Features a built-in perforated shelf to hold gears and allow lube to drain into pan.



-3 to -16 Aluminum AN Wrench Set

TIP8530

Seven-piece AN wrench set is the best value on the market. -3 through -16. Black anodized aluminum wrenches won't mar fittings and are labeled for easy identification.



Quick Wrench TIP8535

Designed to work on all -6AN fittings. Works great on all fuel bypass fittings for quick adjustments.



Sonic Cleaning Solution TIP5610

Use with Ultrasonic Cleaners. It effectively breaks down dirt, oils, and works great for cleaning methanol residue from fuel system components. One-gallon container.



Ultrasonic Cleaner with 9" Stainless Basket TIP8580

This professional-grade ultrasonic cleaner is designed to remove methanol residue from your entire fuel system. Just place bolts, quick fasteners, fittings, rod ends, or any other small part in this heavy-duty cleaner and within minutes everything will look brand new. The tank measures 9.5"L x 5.5"W x 4.5"D and holds one gallon of cleaning solution (TIP5610). The heating element gets the solution up to 180°F for a quick deep clean. Complete with a stainless lid and mesh basket. Good maintenance is the key to victory—don't let crud and mud slow you down!



Ultrasonic Cleaner Parts Washer Kit with 19" Stainless Basket TIP8582

Easily remove grease, varnish, and dirt from smaller parts. Features a 19-1/2"L x 11-1/2"W x 7-3/4"D internal cleaning tank with a 2-gallon capacity, heater, and digital timer. Includes stainless steel basket and lid.



Pit Stands for Sprint Car TIP5414

These pit stands work great at both the shop or at the track. Black powder-coated steel. Sold in pairs.



6-Piece Rubber Tie-Down Strap Kit TIP8512

(2) 15", (2) 21", (2) 31"



Rolling Chassis Stands

Frame stand and dolly set is built with black powder-coated steel, making it tough enough for shop duty, but nice enough for showroom use! Adjusts easily from 13" to 19" in height to put a sprint chassis at the ideal working height, while heavy-duty locking casters make it easy to move around the shop, even under heavy loads. High-density rubber pads help prevent scratches on lower frame rails. Includes all pins, casters, and hardware needed for assembly. Sold in sets of two.



Part No.	Description
TIP5410	Frame Stand and Dolly, Steel, Pair
Replacements Parts	
TIP5415	Frame Stand Replacement Rubber Mount
TIP5416	Frame Stand Replacement Rubber Mount w/ Spacer
TIP5417	Frame Stand Pin Hardware, 4 Short and 2 Long
TIP5418	Frame Stand Replacement Caster, No Lock
TIP5420	Frame Stand Replacement Caster, with Lock

Tire Tools

Part No.	Description
Digital Remote Tire Inflators	
TIP5480	Tire Pressure Gauge, 0-100 PSI, Digital, 2-1/4" Diameter, Black Face, Schrader Valve/Tire Chuck, Kit
TIP5481	Tire Pressure Gauge, 0-100 PSI, Digital, 2-1/4" Diameter, Black Face, Ball Chuck/Tire Chuck, Kit
Replacements Parts	
TIP5482	Tire Pressure Gauge, 0-100 PSI, Digital, 2-1/4" Diameter, Black Face, Each
TIP5485	Tire Pressure Gauge, 0-100 PSI, Digital, 2-1/4" Diameter, Black Face, Each
TIP5486	Fill Hose, Schrader Valve Female to Tire Chuck, TI22 Tire Pressure Gauge, Each
TIP5487	Fill Hose, Schrader Valve Female to Schrader Valve Male, TI22 Tire Pressure Gauge, Each
TIP5488	Fill Hose, Schrader Valve Female to Ball Chuck, TI22 Tire Pressure Gauge, Each



BODY COMPONENTS

Body Components

Our fiberglass body components are made with the highest quality fiberglass and are finished with a very strong gel-coat in either white or black.

Outlaw Style Hoods

Part No.	Color
Hoods	
TIP8200	Black
TIP8202	White
Nose	
TIP8201	Black
TIP8203	White
Dash	
TIP8204	Black
TIP8205	White



Arm Guards

Part No.	Color
Right Side	
TIP8300	Black
TIP8304	White
Left Side With Safety Cage	
TIP8310	Black
TIP8314	White



Max Air Style Hoods

Part No.	Color
Hoods	
TIP8230	Black
TIP8232	White
Nose	
TIP8240	Black
TIP8242	White
Dash	
TIP8241	Black
TIP8243	White



Radius Rod Covers

Part No.	Color
Right Side	
TIP8330	Black
TIP8332	White
Left Side	
TIP8334	Black
TIP8336	White



Plastic Shock Cover

Snap-on plastic shock covers help protect shock absorbers from dirt and debris. 11" long, available for small or large body shocks. Sold individually.

Part No.	Description
TIP8308	Small Body
TIP8312	Big Body



Body-Saver Plates


Help protect body panels when using quick-turn fasteners. Body reinforcing plates are 2"L x 1"W, and attach using 1/8" rivets.



Part No.	Description
TIP8140	Stainless Steel, 10-Pk.
TIP8140-50	Stainless Steel, 50-Pk.
TIP8142	Steel, Black, 10-Pk.
TIP8142-50	Steel, Black, 50-Pk.

Quick-Turn Buttons

Part No.	Description	Quantity
TIP8100	Oval-Head Quick-Turn Buttons, .500" Long	10 Pk.
TIP8100-50	Oval-Head Quick-Turn Buttons, .500" Long	50 Pk.
TIP8102	Oval-Head Quick-Turn Buttons, Black .500" Long	10 Pk.
TIP8102-50	Oval-Head Quick-Turn Buttons, Black, .500" Long	50 Pk.
TIP8104	Oval-Head Quick-Turn Buttons, .550" Long	10 Pk.
TIP8104-50	Oval-Head Quick-Turn Buttons, .550" Long	50 Pk.
TIP8106	Oval-Head Quick-Turn Buttons, Black, .550" Long	10 Pk.
TIP8106-50	Oval-Head Quick-Turn Buttons, Black, .550" Long	50 Pk.
TIP8108	Large Head Quick-Turn Buttons .500" Long	10 Pk.
TIP8108-50	Large Head Quick-Turn Buttons .500" Long	50 Pk.
TIP8110	Large Head Quick-Turn Buttons, Black, .500" Long	10 Pk.
TIP8110-50	Large Head Quick-Turn Buttons, Black, .500" Long	50 Pk.
TIP8120	Steel Quick-Turn Springs	10 Pk.
TIP8120-50	Steel Quick-Turn Springs	50 Pk.
TIP8150	Quick Turn Mounting Bracket, 1-1/4" Tubing	1
TIP8151	Quick Turn Mounting Bracket, 1-3/8" Tubing	1
TIP8152	Quick Turn Mounting Bracket, 1-1/2" Tubing	1
TIP8153	Quick Turn Mounting Bracket, 1-5/8" Tubing	1



MINI SPRINT

600 Mini Sprint Front End Components

Front Steering Arms

Precision machined from 2024 aluminum, arms are engineered for use with XB spindles. Arms may be used on the right or left spindle, and are offered with plain or black finish. Fits TIP3522 and TIP3523 spindles.



Part No.	Description
TIP3540	Aluminum
TIP3541	Black

Steering Arms

Precision machined from 2024 aluminum arms are engineered for standard height mini sprint spindles. Arms can be used as a steering arm only or combo arm and are offered in plain aluminum or black anodized. Fits TIP3520 and TIP3521 spindles.



Part No.	Description
TIP3542	Aluminum
TIP3543	Black

Spindles

CNC-machined from rigid 6061-T6 billet aluminum, spindles include a machined aluminum snout. Plain finish.

Part No.	Description
TIP3520	Left Front
TIP3521	Right Front



Spindle Nut Kit TIP3530

Fits standard or XB spindles.



XB Spindles

Made from billet 2024 aluminum, XB spindles feature an extra-tall boss design and a machined aluminum snout. Choose from plain or black finished.



Part No.	Description
Billet 2024 Aluminum	
TIP3522	Plain, Tall Boss
TIP3523	Black, Tall Boss

Steel King Pins

Part No.	Description
TIP3532	Short Boss King Pin, 5/8" Dia. x 3-5/8" Tall
TIP3533	Tall Boss King Pin, 5/8" Dia. x 3-7/8" Tall



Thrust Bearing Kit TIP3534

Kit includes roller bearing and shims required for one spindle.



Front Axles

Manufactured from durable 1-1/2" x .120" wall 4130 chrome moly steel with 10° front spindles, front axles are offered in torsion bar or coil-over configurations. Choose from chrome or black finished.



Part No.	Description
TIP3500	39-1/2" Long, Coil-Over, Chrome
TIP3501	39-1/2" Long, Coil-Over, Black
TIP3502	39-1/2" Long, Torsion Bar, Tall Boss, Chrome
TIP3503	39-1/2" Long, Torsion Bar, Tall Boss, Black
TIP3504	40" Long, Coil-Over, Chrome
TIP3505	40" Long, Coil-Over, Black
TIP3506	42" Long, Coil-Over, Non-Winged, Chrome
TIP3507	42" Long, Coil-Over, Non-Winged, Black

Mini Sprint Torsion Components

Torsion Arms

Manufactured from durable billet 2024 aluminum, Torsion Arms are offered for a wide variety of applications. Offered with polished or black anodized finish.



Part No.	Description
Left Front	
TIP3610	13-1/2" Long, 7/8" Spline, 3/4" Thick, Polished
TIP3614	13-1/2" Long, 7/8" Spline, 3/4" Thick, Black
Left Rear	
TIP3620	Straight, 11-1/2" Long, 7/16" Thread, Polished
TIP3621	Straight, 11-1/2" Long, 7/16" Thread, Black
Right Front	
TIP3611	12" Long, 7/8" Spline, 3/4" Thick, Polished
TIP3615	12" Long, 7/8" Spline, 3/4" Thick, Black
Right Rear	
TIP3624	4-1/8" Offset, 9-3/4" Long, 7/16" Thread, Polished
TIP3625	4-1/8" Offset, 9-3/4" Long, 7/16" Thread, Black
TIP3626	Fusion Chassis, 1-1/2" Offset, 9-1/2" Long, 7/16" Thread, Polished
TIP3627	Fusion Chassis, 1-1/2" Offset, 9-1/2" Long, 7/16" Thread, Black

Steel Torsion Arm Shock Stud w/ Nuts

TIP3640

Steel stud is 2" long with 3/8"-24 threads. Sold complete with (2) nylon insert nuts.



Panhard Arms

Specific to panhard rear axle assemblies, rigid 2024 aluminum arm provides a structurally stout piece. Arm has no offset and includes an integrated spacer on the end to allow a full range of motion. Will not work with Watts link style rear end. Choose from polished or black anodized.



Part No.	Description
Left Rear	
TIP3630	11-1/8" Center of Torsion Hole to End, Polished
TIP3632	9-1/2" Center of Torsion Hole to End, Black
Right Rear	
TIP3631	9-1/2" Center of Torsion Hole to End, Polished
TIP3633	9-1/2" Center of Torsion Hole to End, Black

7/8" Torsion Stops

Torsion stop is CNC-machined from billet aluminum and incorporates a high-grade, full-thread stainless steel bolt with nut to provide exact adjustments. The bolt end is additionally relieved to prevent mushrooming. Choose from natural or black finish.



Part No.	Description
TIP3600	1-1/2" Tube Split, Natural
TIP3601	1-1/2" Tube Split, Black

Torsion Bar Bushing TIP3608

Durable Nylatron-composite bushing offers less friction and a longer life. Designed for use with 7/8" dia. bars, .083" wall bushing features a tapered end for ease of installation.



600 Mini Sprint Radius and Accessories Components

600 Mini Sprint Battery Box

TIP3800

Lightweight aluminum battery box installs easily into the floor pan with included quick fasteners. Easy-to-assemble box accepts most popular batteries. 4" width x 4" height x 6-1/2" length.



Radius Rods

Rigid aluminum radius rods include 7/16" threads. Choose from polished or black anodized finish.



Part No.	Description
Left Rear	
TIP3702-20	20" Long, Black, Each
TIP3706-20	20" Long, Polished, Each
Right Rear	
TIP3702-21	21" Long, Black, Each
TIP3706-21	21" Long, Polished, Each

Front/Panhard Adjuster Rod



Part No.	Description
TIP3704-155	5-1/2" Long, 3/8" Threads, Polished, Each
TIP3704-145	14-1/2" Long, 3/8" Threads, Polished, Each

Panhard Height/Shifter Linkage Rod TIP3704-45

Part of our new panhard rear end package that connects the bell crank to the panhard slider sleeve via 3/8" aluminum rod ends. 4-1/2" long.



20" Long Brake Rod TIP3710-20



Manufactured from 4130 chrome moly steel, right rear brake rod is designed to help stabilize the rear axle assembly. Significantly more durable than aluminum units, brake rod is 20" long with welded/threaded 7/16" inserts.



PERFORMANCE
THE WINNING ELEMENT IN RACING.

600 Mini Sprint Radius and Accessories Components - Cont.

600 Mini Sprint Rod Ends

Choose from a variety of popular rod ends. Rod ends feature nylon inserts for added durability.

Part No.	Description
3/8"-24	
TIP3750	RH Thread, Nickel-Plated, Each
TIP3751	LH Thread, Nickel-Plated, Each
7/16"-20	
TIP3752	LH Thread, 3-Pc., Black Anodized, Each
TIP3753	RH Thread, 3-Pc., Black Anodized, Each
TIP3756	LH Thread, Nickel-Plated, Each
TIP3757	RH Thread, Nickel-Plated, Each



600 Mini Sprint Jacob's Ladder


Jacob's Ladder is 10-1/4" long. Sold complete with straps. Choose from chrome or black finish.

Part No.	Description
TIP3960	Chrome
TIP3962	Black



600 Mini Sprint Rear Sprockets

Sprockets are manufactured from hardened aluminum to be lightweight, yet durable. Sprockets feature 5.25" bolt circle with 5/16" pre-drilled holes. Fits Triple X and other mini sprint sprocket hubs.



Part No.	5.25" Bolt Circle	Part No.	6.43" Bolt Circle
TIP3840-35	35T	TIP3841-40	40T
TIP3840-36	36T	TIP3841-41	41T
TIP3840-37	37T	TIP3841-42	42T
TIP3840-38	38T	TIP3841-43	43T
TIP3840-39	39T	TIP3841-44	44T
TIP3840-40	40T	TIP3841-45	45T
TIP3840-41	41T	TIP3841-46	46T
TIP3840-42	42T	TIP3841-47	47T
TIP3840-43	43T	TIP3841-48	48T
TIP3840-44	44T	TIP3841-49	49T
TIP3840-45	45T	TIP3841-50	50T
TIP3840-46	46T	TIP3841-51	51T
TIP3840-47	47T	TIP3841-52	52T
TIP3840-48	48T	TIP3841-53	53T
TIP3840-49	49T	TIP3841-54	54T
TIP3840-50	50T	TIP3841-55	55T
TIP3840-51	51T	TIP3841-56	56T
TIP3840-52	52T	TIP3841-57	57T
TIP3840-53	53T	TIP3841-58	58T
TIP3840-54	54T	TIP3841-61	61T
TIP3840-55	55T	TIP3841-62	62T
TIP3840-56	56T	TIP3841-63	63T
TIP3840-57	57T		
TIP3840-58	58T		
TIP3840-61	61T		
TIP3840-62	62T		
TIP3840-63	63T		

MINI SPRINT

600 Mini Sprint Wing Tree and Mounts Top Wing Posts

Manufactured from 4130 chrome moly steel for maximum durability. Sold individually. Choose from chrome-plated or black finish.



Part No.	Description
TIP3760	8" Long, 3/4" Dia. x .065" Wall, Chrome, Each
TIP3761	8" Long, 3/4" Dia. x .065" Wall, Black, Each
TIP3765	8" Long with Sealed Roller Bearings, 3/4" Dia. x .065" Wall, Chrome, Each
TIP3766	8" Long with Sealed Roller Bearings, 3/4" Dia. x .065" Wall, Black, Each

600 Mini Sprint Nose Wing Posts



Part No.	Description
TIP3789	Pinch Clamp, Black, 4.00"W x 1.50"H x 7.00"L
TIP3794	10" Tall Nose Wing Post, Straight, Black, 4.00"W x 0.80"H x 12.75"L
TIP3795	10" Long Nose Wing Post, Straight, Black, 4.05"W x 1.70"H x 15.80"L
TIP3796	10" Tall Nose Wing Post, Straight, Aluminum, 4.00"W x 1.00"H x 13.00"L

Top Wing Trees

Featuring up to 6" of adjustment through use of 1" adjustment holes, Top Wing Trees are 25" wide x 11" high with a 5/8" upright diameter and .050" upright wall thickness. Constructed from 4130 chromoly steel, top wing trees are complete with 3/8" wing slider mount. Offered in chrome plated or black.



Part No.	Description
TIP3770	Chrome, Each
TIP3771	Black, Each

Top Wing Manual Sliders


Top wing manual slider has 1" adjustment holes and offers up to 7" of adjustment for 14"-21" length. Constructed from 3/4" dia. x .050" wall 4130 chromoly steel, unit is complete less adjuster pins. Offered in chrome or black.



Part No.	Description
TIP3775	Chrome, Each
TIP3776	Black, Each

600 Mini Sprint Wing Tree and Mounts - Cont. 600 Mini Sprint Clutch, Chain, and Related Components

Part No.	Description
TIP3810	Clutch Lever, Cable Holder/Adjuster, Clamps to Shifter, 7/8" O.D. Tube, Black
TIP3812	Shift Lever, Fits Left Side of Chassis, 4130 Chrome Moly, Black
TIP3813	Shift Lever to Motor Linkage, Aluminum, 4" Long, Includes (2) Rod Ends and (1) Jam Nut
TIP3815	Throttle Cable, Yamaha R6, 56" Case Length, 66" Cable Length, Aluminum Pinched End
TIP3817	Sprocket/Chain Guide Kit, Aluminum Bracket, Nylon Block, Includes Mounting Bolt
TIP3860	Sprocket/Chain Guide Aluminum Disc, 12.50"W x 3.00"H x 12.50"L
TIP3862	Sprocket/Chain Guide Kit, Aluminum Bracket, Nylon Block, Mounting Bolts
TIP3864	Chain Tensioner Kit, Double-Roller Style, Includes Bearings, (2) Springs, and (2) Spring Clips
TIP3865	Chain Tensioner Wheel, Roller Bearings, 7/8" Wide
TIP3870	Chain, 130 Link, 520 Pitch, Steel with Gold-Tone Finish, Includes Master Link
TIP3871	Chain Master Link, Rivet-Type
TIP3872	Chain Master Link, Clip-Type



600 Mini Sprint Birdcages Standard-Style Birdcages

Rigidly constructed, CNC-machined billet aluminum birdcages feature a double-bearing design with a 6" spread between the torsion bar mount and radius rod mount. Sold complete with bearings, snap ring, and bolts. Black anodized finish.

Part No.	Description
TIP3905	Left Side, 1-7/8" Axle
TIP3906	Right Side, 1-7/8" Axle



600 Mini Sprint Panhard Wishbones

Durable, 4130 chromoly panhard wishbones feature a custom rod length adjuster in the front to allow adjustment without the need for removal. Includes rod ends. Choose from chrome or black finished.



TIP3970



TIP3973

Panhard-Style Birdcages

Specifically designed to help maintain the forward bite needed to win, panhard-style birdcages are manufactured from billet aluminum and feature a dual bearing design. Includes dual mounting holes for torsion arm shackle, while the left rear unit is drilled for a panhard clevis. Sold complete with bearings, snap ring, and bolts. Choose from polished or black anodized finished. Double-row splined bearing inserts sold separately.



Part No.	Description
Left Side	
TIP3909	1-7/8" Axle, Polished
TIP3911	1-7/8" Axle, Black
Right Side	
TIP3910	1-7/8" Axle, Polished
TIP3912	1-7/8" Axle, Black

Part No.	Description
Left Side	
TIP3970	17-1/2" Long, 5-1/4" Top-to-Bottom Spread, (2) 7/16" LH Rod Ends Front, (2) 7/16" RH Rod Ends, Chrome
TIP3972	17-1/2" Long, 5-1/4" Top-to-Bottom Spread, (2) 7/16" LH Rod Ends Front, (2) 7/16" RH Rod Ends Rear, Black
Right Side	
TIP3971	18-1/2" Long, 5-1/4" Top-to-Bottom Spread, (2) 7/16" LH Rod Ends Front, (2) 7/16" RH Rod Ends Rear, Chrome
TIP3973	18-1/2" Long, 5-1/4" Top-to-Bottom Spread, (2) 7/16" LH Rod Ends Front, (2) 7/16" RH Rod Ends Rear, Black




PERFORMANCE
THE WINNING ELEMENT IN RACING.

MINI SPRINT

600 Mini Sprint Rear End Components Standard-Style Birdcages

Rigidly constructed, CNC-machined billet aluminum birdcages feature a double-bearing design with a 6" spread between the torsion bar mount and radius rod mount. Sold complete with bearings, snap ring, and bolts. Black anodized finished.



Part No.	Description
TIP3916	Rear Brake Carrier with 3-1/4" Caliper Mount, 1.968" I.D. Single Bearing, Includes Snap Ring and Bolts, Black Anodized.
TIP3918	Ultra Light Steel Rotor, 9-1/2" O.D. x 1/4" Thick, 6 x 5-1/4" B.C.

Axle Spacers

Engineered for use with 1-7/8" axles, 27-spline spacers are 1-3/4" I.D. and are offered in a variety of widths. Black anodized. Sold each.

Part No.	Description
TIP3930	1/4" Wide
TIP3931	1/2" Wide
TIP3932	3/4" Wide
TIP3933	1" Wide
TIP3935	2" Wide
TIP3936	2-3/8" Wide
TIP3938	3-1/4" Wide
TIP3940	4-5/8" Wide
TIP3942	7-3/4" Wide



Axle Spacer Kit TIP3925

Axle spacer kit includes (6) standard and (5) tapered spacers to fit 1-7/8" axles. Black anodized aluminum.



Tapered Axle Spacers

Part No.	Description
TIP3945	3/4" Wide
TIP3946	1" Wide
TIP3947	2" Wide



Rear Axle Nuts

Designed for use with 27-spline axles, rear axle nuts are sold in right side (LH thread) and left side (RH thread) versions. Sold each.



Part No.	Description
TIP3949	Right Side, RH Threads
TIP3950 *	Left Side, LH Threads

* Axle nut has a notch on each corner of the flat sides to identify left-hand threads.


600 Mini Sprint Bumpers and Nerf Bars Nerf Steps

Manufactured from durable stainless steel and polished to perfection. Universal design allows mounting to a variety of chassis.



Part No.	Description
Bumpers	
TIP3980	Front Bumper
TIP3982	Stacked Front Bumper
Nerf Bars	
TIP3984	Left Nerf Bar, Includes Quick Fastener Tab for Chain Guard
TIP3986	Right Nerf Bar


Rear Bumpers



Part No.	Description
TIP3988	Without Basket
TIP3990	With Basket

Pit Stands for Sprint Car TIP5414

These pit stands work great at both the shop or at the track. Black powder-coated steel. Sold in pairs.



Wheel Bead Breaker TIP8502

For 10" wheel, narrow jaw. Black powder-coated steel.





PERFORMANCE
THE WINNING ELEMENT IN RACING.

Ti22 Logo T-Shirt

Size	Part No.
Small	TIP9140S
Medium	TIP9140M
Large	TIP9140L
X-Large	TIP9140XL
2X-Large	TIP9140XXL
3X-Large	TIP9140XXXL



Ti Guy Softstyle Shirts

Size	Part No.
Small	TIP9142S
Medium	TIP9142M
Large	TIP9142L
X-Large	TIP9142XL
2X-Large	TIP9142XXL
3X-Large	TIP9142XXXL



Ti22 Sport-Tek Hoodie

Size	Part No.
Small	TIP9210S
Medium	TIP9210M
Large	TIP9210L
X-Large	TIP9210XL
2X-Large	TIP9210XXL
3X-Large	TIP9210XXXL



Ti Guy Trucker Hat

Size	Part No.
Large/X-Large	TIP9075



Ti Guy Knit Beanie

Size	Part No.
OSFA	TIP9070



Ti Guy Fitted Hat

Size	Part No.
Small/Medium	TIP9076SM
Large/Extra Large	TIP9076XL



Ti22 APPAREL AND ACCESSORIES

Ti Guy Hat

Size	Part No.
Large/X-Large	TIP9074



Decals



TIP0050



TIP0051



TIP0060

Part No.	Size
TIP0050	4" x 6", White
TIP0051	6" x 8", Black
TIP0060	12" x 14", White

Ti Folding Chair TIP9240

Black folding chair with white logo.
Bag included.



Mike Reusche



74-Series Long Master Cylinder Kits

Tilton's 74-Series Master Cylinder Kits are universal with side or flange mount capability, easy interchange of remote reservoir, and a mounting bracket that adapts large or small reservoir to remote mount. Each master cylinder (5.6" long) kit includes light-weight aluminum master cylinder featuring dual fluid outlets and bleed screws, small (4.0 ounce) and large (10.7 ounce) reservoirs, remote reservoir mount kit, 3/16" inverted flare and -3AN adapter fittings. Outlet size is -3AN, 3/8"-24 thread.



Description	Universal Master Cylinder Kit	Master Cylinder Only	Rebuild Kit
3/4" Bore Master Cylinder	TIL74-750U	TIL74-750	TIL74-750RK
13/16" Bore Master Cylinder	TIL74-812U	—	TIL74-812RK
7/8" Bore Master Cylinder	TIL74-875U	TIL74-875	TIL74-875RK
1" Bore Master Cylinder	TIL74-1000U	TIL74-1000	TIL74-1000RK
1-1/8" Bore Master Cylinder	TIL74-1125U	—	—

73-Series High-Volume Integral Reservoir Master Cylinders

Die-cast aluminum master cylinders with internal baffling have a leak-free, integral reservoir with a large, 10-ounce capacity. Cylinders have a reliable seal/piston and a 1/8" NPT outlet port that is shrouded underneath the reservoir to minimize fitting damage in a crash.



Part No.	Description
TIL73-750	3/4" Bore
TIL73-875	7/8" Bore
TIL73-1000	1" Bore

74 and 75 Series Master Cylinder Replacement Parts

Tilton Brake offers quality replacement master cylinder components.



Part No.	Description
TIL73-820	-3AN Male Union
TIL74-200	Inlet Fitting
TIL74-202	Small Reservoir (4.0 oz.)
TIL74-203	Medium Reservoir (6.8 oz.)
TIL74-204	Large Reservoir (10.7 oz.)
TIL74-207	Reservoir Cap
TIL74-208	Clamp, Each
TIL74-212	Reservoir Adapter
TIL74-212-A	O-Ring for Master Cylinder
TIL74-214	24" Rubber Hose
TIL74-400	Push Rod (74 Series Only)
TILTE2089-188L	3/16" Inverted Flare to -3AN Male Fitting



75-Series Short Master Cylinder Kits

Kits have many of the same master cylinder features as the 74-Series, but with a shorter body length (3.2") for mounting in tight areas. Each kit includes black anodized, aluminum master cylinder with small (4.0 ounce) and medium (6.8 ounce) reservoirs, remote reservoir mounting kit and required fittings. Outlet size is -3AN, 3/8"-24 thread.



Description	Universal Master Cylinder Kit	Rebuild Kit
5/8" Bore Master Cylinder	TIL75-625U	TIL75-625RK
7/10" Bore Master Cylinder	TIL75-700U	—
3/4" Bore Master Cylinder	TIL75-750U	TIL75-750RK
13/16" Bore Master Cylinder	TIL75-812U	TIL75-812RK
7/8" Bore Master Cylinder	TIL75-875U	TIL75-875RK
1" Bore Master Cylinder	TIL75-1000U	TIL75-1000RK

Brake Proportioning Valves

Adjustable hydraulic brake proportioning valves allow adjusting brake forces to a particular wheel or wheels. Lever-type model provides visual reference for seven distinctive reduction positions, while the screw-type unit allows fine adjustments of brake reduction.



Part No.	Description
TIL90-1000	Lever-Type Proportioning Valve, -3AN Ports
TIL90-1003	Lever-Type Proportioning Valve, 10mm x 1.0 Ports
TIL90-2000	Screw-Type Proportioning Valve, -3AN Ports

Balance Bar TIL72-250

Balance bar works better than rod end-style bars. Heat-treated, rolled-thread pivot bar has a 2-1/2" center-to-center measurement and can be adapted to current pedals or used to improve and update other manufacturers' products. Works with TIL72-501 adjuster. 3/8"-24 thread.



Remote Brake Bias Adjusters

Adjusters mount on balance bar so driver can quickly adjust brake bias. Standard model adjusters include a finger-grooved plastic adjustment knob and a vibration-resistant, spring-loaded detent. Available for use with 3/8" and 7/16" balance bars.



Part No.	Description
TIL72-508	Standard Model Brake Bias Adjuster, 3/8"-24 Or 7/16"-20
TIL72-560	Right Angle Coupler, Prevents Adjuster Cable From Interfering with Clutch/Throttle, 3/8"-24 Thread



Racing Brake Fluid TILTB-1

Designed for the semi-professional racer or hobby racer, fluid has a dry boiling point of 590°F and is well suited to super late models, late model stocks, SCCA road racing, etc. Sold in 8-1/2-oz. bottle.





TR-1 Racing Oils

TR-1 oils reduce friction, wear and deposits for longer engine life, and are formulated for all 4, 6, and 8-cylinder high-performance engines. Lightweight 10W40 and 20W50 oils add 8 to 12 more horsepower and up to 40% more wear protection than other oils of equal viscosity. The 60W oil delivers maximum wear protection for prolonged high temperature operation. Sold in liter bottles, or in cases. Not API certified.

Description	1-Liter Bottle	1 Case (12) 1-Liter Bottles
10W40	TRCA141040CE	TRCA141040C
20W50	TRCA142050CE	TRCA142050C

TR-1R Racing Oils

MPZ-fortified oils reduce friction, wear, and deposits for longer engine life, and are formulated for all 4-, 6-, and 8-cylinder high-performance engines. Lightweight 10W40 and 20W50 oils add 8 to 12 more horsepower and up to 40% more wear protection than similar oils. Sold in one-liter bottles, or in cases. Not API certified.

Description	1-Liter Bottle	1 Case (12) 1-Liter Bottles
10W40	TRCA141040CE	TRCA141040C
20W50	TRCA142050CE	TRCA142050C

SR-1 Synthetic Oils

Specially-blended 100% synthetic oils are engineered specifically for racing applications and include Generation-2 MPZ frictional loss technology combined with proprietary additives. SR-1 oils provide increased horsepower and torque, while offering improved durability. Sold in liter bottles, or in cases. Not API certified.

Description	1-Liter Bottle	1 Case (12) 1-Liter Bottles
5W30	TRCA160530CE	TRCA160530C
5W50	—	TRCA150550C
10W30	—	TRCA161033C
10W40	—	TRCA161044C

SR-1R Synthetic Oils

Engineered specifically for racing applications and include Generation-2 MPZ frictional loss technology combined with proprietary additives, SR-1 oils provide increased horsepower, torque, and wear-resistance. Sold in one-liter bottles, or in cases. Non-API certified.

Description	1-Liter Bottle	1 Case (12) 1-Liter Bottles
5W30	TRCA160530CE	TRCA160530C
10W30	—	TRCA161033C
10W40	—	TRCA161044C

SR-5 Synthetic Racing Oils

SR-5 racing oils are formulated with a balanced blend of high-performance additives including liquid moly, phosphorus, and zinc to provide superior protection from friction, wear, and extreme pressure. Synthetic racing oils will withstand tremendous heat and provide a thick protective oil film on bearings, crankshafts, pistons and valve train parts. Sold in liter bottles, or in cases. Not API certified.

Description	1-Liter Bottle	1 Case (12) 1-Liter Bottles
5W30	TRCA150530CE	TRCA150530C
5W40	TRCA150540CE	TRCA150540C
20W50	—	TRCA152050C



RSF Racing Shock Fluid **NEW!**

Light viscosity fluid is formulated using 100% synthetic base stocks to deliver consistent performance even under extended duration events and severe temperature conditions. Proprietary additives are used to eliminate friction, wear, foaming, seal swell, oxidation and corrosion. Sold in one-liter bottles or a case.

1-Liter Bottle	1 Case (12) 1-Liter Bottles
TRCT820007CE	TRCT820007C



TBO Premium Break-In Oils

Hydro-processed petroleum base stocks are engineered to aid break-in of camshaft and lifters and promote ring seating. A high zinc content protects critical engine components during initial start-up. Oil is ideal for breaking in engines prior to switching to synthetic oils. Sold in liter bottles, or in cases. Not API certified.

Description	1-Liter Bottle	1 Case (12) 1-Liter Bottles
30W	TRCA100030CE	TRCA100030C
40W	TRCA100040CE	TRCA100040C



RGO Racing Gear Oils

RGO provides superior adhesive strength and extreme anti-score protection. Additives prevent wear and reduce heat, friction and noise, while providing positive operation of limited slip and positive traction differentials. Sold in liter bottles, or in cases.

Description	1-Liter Bottle	1 Case (12) 1-Liter Bottles
80W90	TRCA248090CE	TRCA248090C
85W140	TRCA248514CE	TRCA248514C



SGO Synthetic Racing Gear Oils

Torco synthetic hypoid gear oils provide maximum protection and performance under the most demanding conditions. Gear oils exceed all requirements for wear protection while reducing friction and temperatures. Sold in liter bottles, or in cases.

Description	1-Liter Bottle	1 Case (12) 1-Liter Bottles
75W90	TRCA257590CE	TRCA257590C
75W140	TRCA257514CE	TRCA257514C



MPZ Magnetic Friction Reducer

Magnetic friction reducer oil additive with MPZ provides excellent wear protection and helps increase horsepower and torque. Sold in 12- oz. bottle or in cases.

12-oz. Bottle	1 Case (12) 12-oz. Bottles
TRCA010011LE	TRCA010011L





ZEP High-Performance Engine Protector

Supplemental engine oil additive, ZEP (Zinc Enhanced Engine Protector) includes a balance of molybdenum, phosphorous, and zinc, additives that have been recently removed from all API SL and SM motor oils. Sold in 12-oz. bottles, or in cases.



12-oz. Bottle	1 Case (12) 12-oz. Bottles
TRCA010033LE	TRCA010033L

MPZ Engine Assembly Lube

MPZ is a concentrate of oil-soluble molybdenum, phosphorus, and zinc, fortified with polymers and a high-polarity phosphorous to create a magnetic attraction to metal. Use MPZ to pre-lube cylinders, pistons, wrist pins, cams, lifters, etc. Sold in 1- or 4-oz. tubes, 12-oz. bottles, or in cases.



Description	4-oz.	1 Case (12) 4-oz. Tubes
Tube	TRCA550055JE	TRCA550055J

Description	12-oz.	1 Case (12) 12-oz. Bottles
12-oz. Bottle	TRCA550055KE	TRCA550055K

TOTAL SEAL

PISTON RINGS

Gapless AP Steel Top Ring File-Fit Piston Ring Sets

Eight-cylinder sets have AP (Advanced Profiling) steel top rings with extremely tight tolerances for improved combustion sealing. Sets include AP gapless top rings, conventional second rings, and standard-tension oil rings. Instructions for file-fitting included.



Bore Size	Gapless Top Ring	Conventional Second Ring	3-Pc. Oil Ring	Ring Set Part No.
4.030"	1/16" AP	1/16"	3/16"	TOTMS3690-35
4.125"	1/16" AP	1/16"	3/16"	TOTMS0690-5
4.155"	1/16" AP	1/16"	3/16"	TOTMS0690-35
4.165"	1/16" AP	1/16"	3/16"	TOTMS0690-45

Gapless® Top Ring File Fit Piston Ring Sets

Independent dyno tests proved that the Total Seal Gapless® top ring sets can deliver more horsepower and torque than conventional piston rings. File fit ring sets include Maxseal ductile iron Gapless® top rings, conventional second rings, and standard or special, low-tension oil rings for eight cylinders. Low-tension ring sets deliver a 25% reduction in tension when compared to standard oil rings. All sets listed below require file fitting.



Bore Size	Gapless® Top Ring	Conventional Second Ring	3-Pc. Oil Ring	Ring Set Part No.
4.030"	1/16"	1/16"	3/16" (Std.)	TOTM3690-35
4.030"	1/16"	1/16"	3/16" (Low)	TOTML3690-35 *
4.040"	1/16"	1/16"	3/16" (Std.)	TOTM3690-45
4.060"	1/16"	1/16"	3/16" (Std.)	TOTM3690-65
4.125"	1/16"	1/16"	3/16" (Std.)	TOTM0690-5
4.155"	1/16"	1/16"	3/16" (Std.)	TOTM0690-35
4.155"	1/16"	1/16"	3/16" (Low)	TOTML0690-35 *
4.165"	1/16"	1/16"	3/16" (Std.)	TOTM0690-45
4.165"	1/16"	1/16"	3/16" (Std.)	TOTM0690-45

* Sets include low-tension oil rings for racing applications only!

Classic AP Steel Top Ring File-Fit Piston Ring Sets

Instead of the gapless top or second ring, sets include conventional AP (Advanced Profiling) steel top rings, with extremely tight tolerances for superior compression sealing. Sets include AP top rings, conventional second rings, and three-piece, standard-tension oil rings. All sets are for eight cylinders. Instructions for file-fitting included.



Bore Size	AP Steel Top Ring	Conventional Second Ring	3-Pc. Oil Ring	Ring Set Part No.
4.030"	1/16"	1/16"	3/16"	TOTCS3690-35
4.125"	1/16"	1/16"	3/16"	TOTCS0690-5
4.155"	1/16"	1/16"	3/16"	TOTCS0690-35
4.185"	1/16"	1/16"	3/16"	TOTCS0690-65

Piston Ring Squaring Tool

Guaranteed to be flat and parallel within .001". Install piston ring in the cylinder and push the ring down into the bore with the tool. It will place the ring squarely in the cylinder so that end gap can be precisely checked when filing rings.



Part No.	Description
TOT08910	4.000"-4.085" Bore
TOT08915	4.125"-4.200" Bore

TS1 Gapless® Second Ring File-Fit Piston Ring Sets

Eight-cylinder sets are ideal for racing engines and include ductile iron conventional top rings, Gapless® second rings, and standard-tension or Gold Power low-tension oil rings. Gold Power low-tension oil ring sets offer a 40% reduction in tension compared to standard oil rings. All sets listed require file fitting.



Bore Size	Ductile Iron Top Ring	Gapless® Second Ring	3-Pc. Oil Ring	Ring Set Part No.
4.000"	1/16"	1/16"	3/16" (Standard)	TOTT3690-5
4.020"	1/16"	1/16"	3/16" (Standard)	TOTT3690-25
4.030"	1/16"	1/16"	3/16" (Standard)	TOTT3690-35
4.040"	1/16"	1/16"	3/16" (Standard)	TOTT3690-45
4.040"	1/16"	1/16"	3/16" (Gold Power)	TOTTG3690-45 *
4.060"	1/16"	1/16"	3/16" (Standard)	TOTT3690-65
4.060"	1/16"	1/16"	3/16" (Gold Power)	TOTTG3690-65 *
4.125"	1/16"	1/16"	3/16" (Standard)	TOTT0690-5
4.125"	1/16"	1/16"	3/16" (Gold Power)	TOTTG0690-5 *
4.135"	1/16"	1/16"	3/16" (Standard)	TOTT0690-15
4.145"	1/16"	1/16"	3/16" (Standard)	TOTT0690-25
4.155"	1/16"	1/16"	3/16" (Standard)	TOTT0690-35
4.165"	1/16"	1/16"	3/16" (Standard)	TOTT0690-45
4.165"	1/16"	1/16"	3/16" (Gold Power)	TOTTG0690-45 *

* Sets include low-tension oil rings for racing applications only!

TS1 Gapless® Second Ring Standard Gap Piston Ring Sets

The same TS1 eight-cylinder piston ring sets, but file-fitting is not required. Sets include conventional ductile iron top rings, Gapless® second rings, and standard-tension oil rings.



Bore Size	Ductile Iron Top Ring	Gapless® Second Ring	3-Pc. Oil Ring	Ring Set Part No.
4.030"	1/16"	1/16"	3/16"	TOTT3690-30
4.155"	1/16"	1/16"	3/16"	TOTT0690-30

Dual Leakdown Tester

TOT14MMLDT

Locate leaking head gaskets, valves, or piston rings. Tester has large, easily read gauges, a 14mm hose, and an adjustable left-hand gauge with precise regulator.



QuickSeat TOTQS

A dry film powder, QuickSeat aids piston ring seating. Sold in two-gram containers.



Assembly Lube TOTAL8

Engineered by Total Seal to deliver proper lubrication during initial start-up and break-in. Lubricant mixes with break-in oil and extends film thickness. May also be added to regular oil to increase film thickness. Sold in 8-oz. bottle.



Chrome-Moly Pushrods

Trend offers 5/16", 3/8", and 7/16" diameter chrome-moly pushrods in a variety of wall thicknesses. Pushrods are manufactured from seamless, SAE 4130 chrome-moly tubing that is centerless-ground and satin finished. Pushrods feature 5/16" diameter ball ends that are held to tolerances of +/- .001" and include 210° of operating clearance. All pushrods listed are sold each.

Length	5/16" Dia.		3/8" Dia.		7/16" Dia.	
	.080" Wall	.105" Wall .210° Radius	.080" Wall	.135" Wall 210° Radius	.165" Wall 210° Radius	.165" Wall 210° Radius
6.200"	TDPT620805	—	—	—	—	—
6.250"	TDPT625805	—	—	—	—	—
6.300"	TDPT630805	—	—	—	—	—
6.350"	TDPT635805	—	—	—	—	—
6.400"	TDPT640805	—	—	—	—	—
6.450"	TDPT645805	—	—	—	—	—
6.500"	TDPT650805	—	—	—	—	—
6.550"	TDPT655805	—	—	—	—	—
6.600"	TDPT660805	—	—	—	—	—
6.650"	TDPT665805	—	—	—	—	—
6.700"	TDPT670805	—	—	—	—	—
6.750"	TDPT675805	—	—	—	—	—
6.800"	TDPT680805	—	—	—	—	—
6.850"	TDPT685805	—	—	—	—	—
6.900"	TDPT690805	—	—	—	—	—
6.950"	TDPT695805	—	—	—	—	—
7.000"	TDPT700805	—	—	—	—	—
7.050"	TDPT705805	TDPT7051055	—	—	—	—
7.100"	TDPT710805	TDPT7101055	—	—	—	—
7.150"	TDPT715805	TDPT7151055	—	—	—	—
7.200"	TDPT720805	TDPT7201055	—	—	—	—
7.250"	TDPT725805	TDPT7251055	—	—	—	—
7.300"	TDPT730805	TDPT7301055	—	—	—	—
7.325"	TDPT7325805	—	—	—	—	—
7.350"	TDPT735805	TDPT7351055	—	—	—	—
7.375"	TDPT7375805	—	—	—	—	—
7.400"	TDPT740805	TDPT7401055	—	—	—	—
7.425"	TDPT7425805	—	—	—	—	—
7.450"	TDPT745805	—	—	—	—	—
7.475"	TDPT7475805	—	—	—	—	—
7.500"	TDPT750805	TDPT7501055	TDPT750803	—	—	—
7.550"	TDPT755805	TDPT7551055	TDPT755803	—	—	—
7.600"	TDPT760805	—	TDPT760803	—	—	—
7.650"	TDPT765805	TDPT7651055	TDPT765803	—	—	—
7.700"	TDPT770805	TDPT7701055	TDPT770803	—	—	—
7.750"	TDPT775805	TDPT7751055	TDPT775803	—	—	—
7.800"	TDPT780805	TDPT7801055	TDPT780803	TDPT7801353	—	—
7.850"	TDPT785805	TDPT7851055	TDPT785803	TDPT7851353	—	—
7.900"	TDPT790805	TDPT7901055	TDPT790803	TDPT7901353	—	—
7.950"	TDPT795805	TDPT7951055	TDPT795803	TDPT7951353	—	—
8.000"	TDPT800805	TDPT8001055	TDPT800803	TDPT8001353	TDPT8001657DT	—
8.025"	TDPT8025805	—	—	—	TDPT80251657DT	—
8.050"	TDPT805805	TDPT8051055	TDPT805803	TDPT8051353	TDPT8051657DT	—
8.075"	TDPT8075805	—	—	—	TDPT80751657DT	—
8.100"	TDPT810805	TDPT8101055	TDPT810803	TDPT8101353	TDPT8101657DT	—
8.125"	TDPT8125805	—	—	—	TDPT81251657DT	—
8.150"	TDPT815805	TDPT8151055	TDPT815803	TDPT8151353	TDPT8151657DT	—
8.175"	TDPT8175805	—	TDPT8175803	—	TDPT81751657DT	—
8.200"	TDPT820805	TDPT8201055	TDPT820803	TDPT8201353	TDPT8201657DT	—
8.225"	TDPT8225805	—	TDPT8225803	—	—	—
8.250"	TDPT825805	—	TDPT825803	TDPT8251353	TDPT8251657DT	—
8.275"	TDPT8275805	—	—	—	TDPT82751657DT	—
8.280"	—	—	TDPT828803	TDPT8281353	—	—

Length	5/16" Dia.		3/8" Dia.		7/16" Dia.	
	.080" Wall	.105" Wall .210° Radius	.080" Wall	.135" Wall 210° Radius	.165" Wall 210° Radius	.165" Wall 210° Radius
8.300"	TDPT830805	—	TDPT830803	TDPT8301353	TDPT8301657DT	—
8.325"	TDPT8325805	—	TDPT8325803	—	—	—
8.350"	TDPT835805	—	TDPT835803	TDPT8351353	TDPT8351657DT	—
8.375"	TDPT8375805	—	—	—	—	—
8.380"	—	—	TDPT838803	TDPT8381353	—	—
8.400"	TDPT840805	—	TDPT840803	TDPT8401353	TDPT8401657DT	—
8.425"	—	—	TDPT8425803	—	TDPT84251657DT	—
8.450"	TDPT845805	—	TDPT845803	TDPT8451353	TDPT8451657DT	—
8.475"	TDPT8475805	—	—	—	TDPT84751657DT	—
8.500"	TDPT850805	—	TDPT850803	TDPT8501353	TDPT8501657DT	—
8.525"	—	—	—	—	TDPT85251657DT	—
8.550"	TDPT855805	—	TDPT855803	TDPT8551353	TDPT8551657DT	—
8.600"	TDPT860805	—	TDPT860803	TDPT8601353	TDPT8601657DT	—
8.625"	—	—	—	—	TDPT86251657DT	—
8.650"	TDPT865805	—	TDPT865803	TDPT8651353	TDPT8651657DT	—
8.675"	—	—	—	—	TDPT86751657DT	—
8.680"	—	—	TDPT868803	TDPT8681353	—	—
8.700"	TDPT870805	—	TDPT870803	TDPT8701353	TDPT8701657DT	—
8.750"	TDPT875805	—	TDPT875803	TDPT8751353	TDPT8751657DT	—
8.775"	—	—	—	—	TDPT87751657DT	—
8.780"	—	—	—	TDPT8781353	—	—
8.800"	TDPT880805	—	TDPT880803	TDPT8801353	TDPTv8801657DT	—
8.825"	—	—	—	—	TDPT88251657DT	—
8.850"	TDPT885805	—	TDPT885803	TDPT8851353	TDPT8851657DT	—
8.875"	—	—	—	—	TDPT88751657DT	—
8.900"	TDPT890805	—	TDPT890803	TDPT8901353	TDPT8901657DT	—
8.925"	—	—	—	—	TDPT89251657DT	—
8.950"	TDPT895805	—	TDPT895803	TDPT8951353	TDPT8951657DT	—
8.975"	—	—	—	—	TDPT89751657DT	—
9.000"	TDPT900805	—	TDPT900803	TDPT9001353	TDPT9001657DT	—
9.025"	—	—	—	—	TDPT90251657DT	—
9.050"	TDPT905805	—	TDPT905803	TDPT9051353	TDPT9051657DT	—
9.075"	—	—	—	—	TDPT90751657DT	—
9.100"	TDPT910805	—	TDPT910803	TDPT9101353	TDPT9101657DT	—
9.125"	—	—	—	—	TDPT91251657DT	—
9.150"	TDPT915805	—	TDPT915803	TDPT9151353	TDPT9151657DT	—
9.175"	—	—	—	—	TDPT91751657DT	—
9.200"	TDPT920805	—	TDPT920803	TDPT9201353	TDPT9201657DT	—
9.225"	—	—	—	—	TDPT92251657DT	—
9.250"	TDPT925805	—	TDPT925803	TDPT9251353	TDPT9251657DT	—
9.275"	—	—	—	—	TDPT92751657DT	—
9.300"	TDPT930805	—	TDPT930803	TDPT9301353	TDPT9301657DT	—
9.325"	—	—	—	—	TDPT93251657DT	—
9.350"	TDPT935805	—	TDPT935803	TDPT9351353	TDPT9351657DT	—
9.375"	—	—	—	—	TDPT93751657DT	—
9.400"	TDPT940805	—	TDPT940803	TDPT9401353	TDPT9401657DT	—
9.425"	—	—	—	—	TDPT94251657DT	—
9.450"	TDPT945805	—	TDPT945803	TDPT9451353	TDPT9451657DT	—
9.475"	—	—	—	—	TDPT94751657DT	—
9.500"	TDPT950805	—	TDPT950803	TDPT9501353	TDPT9501657DT	—
9.525"	—	—	—	—	TDPT95251657DT	—
9.550"	—	—	TDPT955803	TDPT9551353	TDPT9551657DT	—
9.575"	—	—	—	—	TDPT95751657DT	—



Chrome-Moly Pushrods

Trend offers 5/16", 3/8", and 7/16" diameter chrome-moly pushrods in a variety of wall thicknesses. Pushrods are manufactured from seamless SAE 4130 chrome-moly tubing that is centerless-ground and satin finished. Pushrods feature 5/16" diameter ball ends that are held to tolerances of +/- .001" and include 210° of operating clearance. All pushrods listed are sold each.

Length	5/16" Dia. .080" Wall	5/16" Dia. .105" Wall .210" Radius	3/8" Dia. .080" Wall	3/8" Dia. .135" Wall 210° Radius	7/16" Dia. .165" Wall 210° Radius
9.750"	—	—	TDPT975803	TDPT9751353	TDPT9751657DT
9.775"	—	—	—	—	TDPT97751657DT
9.800"	—	—	TDPT980803	—	TDPT9801657DT
9.825"	—	—	—	—	TDPT98251657DT
9.850"	—	—	TDPT985803	—	TDPT9851657DT
9.900"	—	—	TDPT990803	—	TDPT9901657DT
9.950"	—	—	TDPT995803	—	TDPT9951657DT



The Complete Ultimate Siping System

Sipe dirt tires professionally in literally minutes and with little effort. The Sprint Car Package for use on Sprint Car tires includes the Ultimate Spinner along with the addition of the necessary wheel adapter, gear head, main frame, and medium (69"-94" tires) or long (87"-113" tires) length legs, necessary ring cutter, and horizontal cutting heads.



Sprint Car Package TRPTRI-US-SPRINT-KIT

Includes:	
TRPTRI-USP-1	Ultimate Spinner
TRPTRI-USP-SPR	Sprint Spline Hub Wheel Adapter
TRPTRI-US-1	Ultimate Siper Gear Head
TRPTRI-US-F-STD-1	Ultimate Siper Frame with Long Length Legs (87"-113" Tires)
TRPTRI-US-HS188-125X	X-Series Horizontal Cutter (3/16" Spacing/1/8" Depth)
TRPTRI-US-RS-188-125X	Ring Cutter (3/16" Spacing/1/8" Depth)

Replacement/Accessory System Components

Part No.	Description
TRPTRI-US-1	Ultimate Siper Gear Head
TRPTRI-US-F-STD-1	Main Frame Only, Purchase Legs Separately
TRPTRI-US-FL-STD-M	Medium Length Siper Legs, 69"-94" Circumference Tires
TRPTRI-US-FL-STD-L	Long Length Siper Legs, 87"-113" Circumference Tires

Horizontal Cutter Blades

Sold in packs of fifty.



Part No.	Description
TRPTRI-US-HS125X	X-Series, 1/8" Deep
TRPTRI-US-HS188X	X-Series, 3/16" Deep
TRPTRI-US-HS125N	N-Series, 1/8" Deep
TRPTRI-US-HS188N	N-Series, 3/16" Deep

Ultimate Spinner TRPTRI-USP-1

The Ultimate Spinner consists of a high-torque DC motor mounted to a heavy-duty powder-coated steel frame. Variable speed motor includes both forward and reverse DC drive, and is fitted with a rigid, 1" dia. shaft. Specialized tire mounting attachments must be purchased separately.



Part No.	Description
TRPTRI-USP-W5	Wide 5
TRPTRI-USP-5x5	5 x 5
TRPTRI-USP-SPR	Sprint

N- and X-Series Cutters

N-Series cutters utilize a narrow tread block design, well suited to UMP/IMCA Modifieds, while the X-Series includes a wider tread block for Late Models or Sprints.



X-Series	N-Series	Spacing	Depth
TRPTRI-US-RS-125-125X	TRPTRI-US-RS-125-125N	1/8"	1/8"
TRPTRI-US-RS-125-188X	TRPTRI-US-RS-125-188N	1/8"	3/16"
TRPTRI-US-RS-188-125X	TRPTRI-US-RS-188-125N	3/16"	1/8"
TRPTRI-US-RS-188-188X	TRPTRI-US-RS-188-188N	3/16"	3/16"

Horizontal Cutters

X-Series	N-Series	Spacing	Depth
TRPTRI-US-HS125-125X	TRPTRI-US-HS125-125N	1/8"	1/8"
TRPTRI-US-HS125-188X	TRPTRI-US-HS125-188N	1/8"	3/16"
TRPTRI-US-HS188-125X	TRPTRI-US-HS188-125N	3/16"	1/8"
TRPTRI-US-HS188-188X	TRPTRI-US-HS188-188N	3/16"	3/16"



Replacement Ring Cutter Blades TRPTRI-US-RS

Sold in 10-packs.



Needler TRPTRI-US-NEED

Complete Ultimate Siping System accessory allows the needling of tires.



AUS-TAF Designed Raised Rail Sprint Car Chassis

TXRSC-CH-100087-2HF3HB **NEW!**


This cage design is 2" taller at the front of the cockpit, and 3" taller at the back of the cockpit (over a standard height chassis). This gives additional headroom of about 1-1/2" over the WEDGE chassis (and 2-1/2" over a standard height chassis). Comes with a loose (not welded in) cage-forward halo (SC-CH-0021). Chassis comes with engine enclosure panel quick-turn fastener tabs, long rear radius rod mounts, and multiple spuds for correct seat mounting, as well as seat belt gussets to ensure proper belt angle.



Part No.	Description
Arm Guards For AUS-TAF Chassis Only	
TXRSC-BW-5517	Left Side Arm Guard, White
TXRSC-BW-5517BLK	Left Side Arm Guard, Black
TXRSC-BW-5528	Right Side Arm Guard, White
TXRSC-BW-5528BLK	Right Side Arm Guard, Black

Sprint Car Chassis and Kits

Triple X Sprint Cars are the most responsive chassis on the market, with industry-standard locations and measurements for radius rod pickups, torsion tube locations, motor plate location, etc. Sold in 87/40 and 88/40 configurations. Available as bare chassis, chassis/body kits, and racer kits.



Part No.	Description
Bare Chassis	
TXRSC-CH-1000-87-2H	X-Wedge Design, 87"
TXRSC-CH-1000-88-2H	X-Wedge Design, 88"



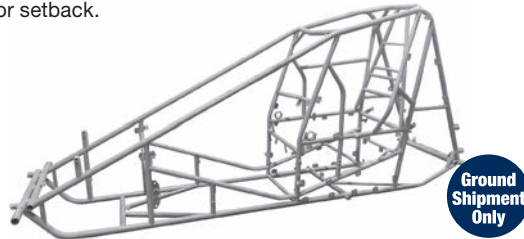
Part No.	Description
Chassis With Body & Tin Kit	
TXRSC-CH-1001-87-2HOPT17	Inside the Rail Hood, 87", Black
TXRSC-CH-1001-87-2HOPT18	Inside the Rail Hood, 87", White
TXRSC-CH-1001-87-2H	Outside the Rail Body, 87", White
TXRSC-CH-1001-87-2H-BLK	Outside the Rail Body, 87", Black



Part No.	Description
Racer Kit	
TXRSC-CH-1003-87-2H	X-Wedge Cage, 87", White

Non-Wing Sprint Car Chassis • Wedge Design

Constructed from 4130 chromoly tubing, this bare frame is shipped with loose halo for later installation if needed. The 87" wedge design is 2" taller at the rear of the cage with standard height at the front and has a 40" motor setback.



Part No.	Description
TXRSC-CH-1000-2HNW	Chassis Bare, Non-Wing 87-40
TXRSC-CH-1001-87-2HNWP17	Inside the Rail Hood, 87", Black

Jacob's Ladder

13-5/8" Jacob's ladder includes choice of standard straps or no straps (nuts and bolts not included.) Plated and jig-built for quality and exact fit. CNC-machined lightweight straps are also available. Offered in polished or black finishes.



Description	Polished	Black
13-5/8" with No Straps	TXRSC-SU-0002	TXRSC-SU-0002-BLK
13-5/8" with Standard Straps	TXRSC-SU-0004	TXRSC-SU-0004-BLK
14" with No Straps	TXRSC-SU-0006	TXRSC-SU-0006-BLK
14" with Standard Straps	TXRSC-SU-0008	TXRSC-SU-0008-BLK
Ladder Straps	TXRSC-SU-0009	TXRSC-SU-0009-BLK

Jacob's Ladder Components




Part No.	Description
TXRSC-SU-3894CF	Jacob's Ladder Cover, Carbon Fiber
TXRSC-SU-5773	Jacob's Ladder Spacer, Each
TXRSC-SU-4905	Ladder Strap Bolt Kit
TXRSC-SU-4902	With Grade 5 Titanium Pins, 3/8" x 3-3/4"
TXRSC-SU-4903	With Steel Pins, 3/8" x 3-3/4"

Driver Rock Screen

TXRSC-CH-0157

Mandrel bent steel screen easily attaches to the roll cage uprights of most all Sprint Car chassis and adds protection for the driver from debris entering the cockpit. Slots are 2" apart.




Part No.	Description
Related Component	
TXRSC-CH-0158	Rock Screen Clamp



Bumpers and Nerf Bars

Front and rear bumpers and nerf bars are CNC-bent and jig-built for quality and exact fit. Front bumpers are available in stainless steel or aluminum. Stainless steel rear bumper has a post and no basket. Post helps keep the push vehicle from jumping the bumper. Nerf bars are shorty style for raised rail chassis.



Part No.	Description
TXRSC-BN-0001	Right Nerf Bar, Shorty Stainless Steel
TXRSC-BN-0002-BLK	Right Nerf Shorty, Sprint Car, Black
TXRSC-BN-0003	Left Nerf Bar, Shorty, Stainless Steel
TXRSC-BN-0004-BLK	Left Nerf Shorty, Sprint Car, Black
TXRSC-BN-0006-BLK	Rear Bumper, Sprint Car with Brace, Black
TXRSC-BN-0007	Rear Bumper with Basket, Stainless Steel
TXRSC-BN-0008-BLK	Rear Bumper, Sprint Car with Basket, Black
TXRSC-BN-0009	Front Bumper, Aluminum
TXRSC-BN-0010	Front Bumper, Stainless Steel
TXRSC-BN-8749	Front Bumper Stacked, Aluminum
TXRSC-BN-0058	Front Bumper Pretzel, Stainless
TXRSC-BN-0011	Left Nerf Bar, Shorty, Straight Rail, Stainless Steel, Polished
TXRSC-BN-0012	Rear Bumper with Post, Stainless Steel
TXRSC-BN-0013	Right Nerf Bar, Long, Stainless Steel
TXRSC-BN-0014	Left Nerf Bar, Long, Stainless Steel
TXRSC-BN-0018	Rear Bumper with Post, No Diagonal Brace
TXRSC-BN-0019-BLK	Front Stacked Bumper, Sprint Car, Black
TXRSC-BN-0020	Right Nerf Bar, Ultra Light, Shorty
TXRSC-BN-0021	Left Nerf Bar, Ultra Light, Shorty
TXRSC-BN-0023	Front Bumper, Stacked
TXRSC-BN-0060	Left Nerf, 3-Point
TXRSC-BN-0061	Right Nerf, 3-Point
TXRSC-BN-3472	Bumper and Nerf Bar Bolt Kit
TXRSC-BN-7411-BLK	Left Nerf Shorty, Straight Rail, Black
TXRSC-BN-8404-BLK	Left Nerf, Ultra Light, Black
TXRSC-BN-8443-BLK	Right Nerf, Ultra Light, Black
TXRSC-BN-9276-BLK	Front Bumper, Sprint Car, Black
TXRSC-BN-9852-BLK	Rear Bumper, Sprint Car, No Brace, Black
TXRSPUD-0005	Nerf Bar Spud, Lightened
TXRSPUD-0006	Nerf Bar Spud NEW!
TXRSPUD-0102	Spud, 1/2" x 1-1/4" Long NEW!
TXRSC-BN-3472	Nerf Bar Bolt Kit, Steel
TXRSC-BN-3500	Nerf Bar Bolt Kit, Titanium

Chassis Components

Items are sold individually.



Part No.	Description
Pedals	
TXRSC-CH-0005	Brake Pedal, 4130 Chrome Moly, Black
TXRSC-CH-0006	Gas Pedal, 4130 Chrome Moly, Black
TXRSC-CH-0006CF	Gas Pedal, Carbon Fiber
Chassis Components	
TXRSC-CH-0007	Torque Tube Hoop
TXRSC-CH-0020	Halo, 4130 Chrome Moly
TXRSC-CH-0021	Forward Style Sprint Car Halo NEW!
TXRSPUD-0006	Nerf Bar Spud
Motor Plates	
TXRSC-EG-0006	Aluminum Rear Motor Plate
TXRSC-EG-0006-BLK	Aluminum Rear Motor Plate, Black
TXRSC-EG-0012	Aluminum Front Motor Plate, Black
TXRSC-EG-0009BLK	2-Piece Front Motor Plate NEW!

Billet Aluminum Steering Clamp

TXRSPUD-8372

This lightweight 2024 billet aluminum upper steering clamp is designed for 2.0" diameter tubing. Manufactured with 2-7/8" bolt hole spacing.



Quick Fasteners And Springs

Triple X offers a complete selection of quick fasteners and related components. Lightweight aluminum oval-head, button-style fasteners are perfect for single panel attachment. Fastener inserts into the spring on the chassis mount for hoods, noses, etc. and secures with just a quick turn of a screwdriver or quick-turn fastener wrench.



Part No.	Description
TXRCH-4401-10	Oval-Head Buttons, .500", 10-Pack
TXRCH-4401-10-BLK	Oval-Head Buttons, .500", 10-Pack, Black
TXRCH-4401-50-BLK	Oval-Head Buttons, .500", 50-Pack, Black
TXRCH-4402	Oval-Head Buttons, .550", Each
TXRCH-4402-10-BLK	Oval-Head Buttons, .550", 10-Pack, Black
TXRCH-4402-50-BLK	Oval-Head Buttons, .550", 50-Pack, Black
TXRCH-4405-10	Large-Head Button, .550", 10-Pack, Aluminum
TXRCH-4405BLK-10	Large-Head Button, .550", 10-Pack, Black
TXRSC-BW-0026	Body Saver, Quick-Fastener Bracket, Protects Body Work
TXRSC-CH-0018-10	Springs, Lightweight Steel, 10-Pack

Positive Cam Lock Shifter

TXRSC-SU-0521

This all black billet aluminum shifter comes complete with all necessary hardware needed for installation and 45" heavy-duty cable.



Radiator Rock Screen

TXRSC-CH-9375

Mandrel-bent steel screen easily attaches to the roll cage uprights of most Sprint Car chassis and helps protect the driver from debris entering the cockpit.





SPRINT

Sprint 50" x 2-1/2" Front Axle

2 1/2" x .095" wall 4130 chromoly (tube) lightweight front axle. Jig-built for exacting quality and fit. Black powder coat or chrome plated.



Part No.	Description
TXRSC-FA-0004	Chrome, Lightweight
TXRSC-FA-0010	Black, Lightweight

Sprint 50" x 2-1/4" Front Axle

Plated 2-1/4" O.D. x .120" wall 4130 chromoly front axle is jig-built for quality and fit. Axle weighs just 14-1/2 pounds, includes threaded Panhard bar stud and threaded shock mounts. Sold individually. Black powder coat or chrome-plated.



Part No.	Description
TXRSC-FA-0002	Chrome, Lightweight
TXRSC-FA-0008	Black, Lightweight

Sprint Car 51" Front Axle **NEW!**

Made from 2-1/2" diameter x 0.095" wall 4130 chromoly steel, this 51" axle is extended one-inch to the right, creating equal side-to-side lengths. 12/12 right and 8/9 left kingpin angles maximize handling. King pin bosses are reamed and includes threaded panhard bar stud and threaded shock mounts. Must use 47" tie rods.



Part No.	Description
TXRSC-FA-0021	Chrome
TXRSC-FA-0021BLK	Black

Non-Winged Sprint Front Axle [TXRSC-FA-0013](#)

Chromoly 4130, 2-1/4" x .120" wall front axles are designed for non-winged, dirt coil-over applications. Jig-built axles include a black powder-coated finish. Right-side shock mount is designed for cars with extended right side shock towers. Sold individually.



Description
53" x 2-1/4", Front Axle, Black, Torsion Bar

Sprint Car Rear Axle Spacer Kit

[TXRSC-SU-9947](#)



19-piece billet aluminum spacer kit contains all spacers needed to do both sides of the axle. Contents of the kit include (4) 1/4" spacers, (4) 1/2" spacers, (2) bearing shoulders, (2) inner cones, (2) outer cones, (2) 3/4" lightened spacers, (2) 1" lightened spacers, and (1) 2" lightened spacer.

Tel-Tach Mounts

Tel-Tach mount utilizes the stock mounting holes in the back of the tach to mount into the recessed cradle. Once mounted into the dash, only the face of the tach protrudes. Quick-fasteners allow for easy removal when cleaning. Quick-springs are included. Available in aluminum and carbon fiber.



Part No.	Description
TXRSC-BW-0702	Aluminum
TXRSC-BW-0702CF	Carbon Fiber

MSD Box, Tach, and Kill Switch Aluminum Mounting Plate

This aluminum mounting plate allows the MSD ignition box, tachometer, and kill switch to be fastened to the dash with quick-turn fasteners using the stock mounting holes on each component. A clean and simple one-piece design.




Part No.	Description
TXRSC-BW-0700	Flat Dash
TXRSC-BW-0701	Curved Dash

Carbon Fiber Heel Riser

[TXRCH-6335CF](#)

This 1-1/2" tall x 4-1/2" wide heel riser is lighter and stronger than aluminum. Manufactured with a non-skid, grip tape top surface which helps keep driver's feet at the correct angle, eliminating fatigue.



Top Wing Tree

Top wing tree is made from plated 4130 chromoly steel. Tree has 1" adjustment holes with a total of 6" of adjustment. "X" design for lateral and horizontal strength. Sold individually, adjuster pins not included. Trees are offered in polished or black finishes.



Part No.	Description
TXRSC-TW-0002	Top Wing Tree, Polished 18"
TXRSC-TW-0002-BLK	Top Wing Tree, Black 18"
TXRSC-TW-0033	Top Wing Tree, Polished 16"
TXRSC-TW-0033-BLK	16" Top Wing Tree, Black
TXRSC-TW-0012	Top Wing Tree Sliders, Plated 4130 Chromoly
TXRSC-TW-0012-BLK	Top Wing Tree Sliders, Plated 4130 Chromoly, Black

Aero Top Wing Trees

Plated 4130 chromoly top wing trees include aluminum adjusters with 3/4" adjustment holes, and a total of 3" of adjustment. "X" design for lateral and horizontal strength. Trees are offered in polished or black finishes.



Part No.	Description
TXRSC-TW-0011	Polished Top Wing Tree
TXRSC-TW-0011-BLK	Black Top Wing Tree
TXRSC-TW-0994	Top Wing Tree Sliders for Aero Wing Tree

Wing Cylinder Clamp

[TXRSC-TW-5477BLK](#) **NEW!**

Adjustable 1-1/2" diameter wing cylinder clamp. This clamp will replace the welded-on cylinder mount on the chassis. Black anodized aluminum construction.






SPRINT



TXRSC-BW-0051-BLK



TXRSC-BW-0016



TXRSC-BW-0031-BLK



TXRSC-BW-1928



TXRSC-BW-5685

Body and Tin Components

Description	White	Black	Carbon Fiber	Poly White	Poly Black	Plain
Hoods and Noses						
Clean Air Hood	TXRSC-BW-0002	TXRSC-BW-0002-BLK	—	—	—	—
Clean Air Nose	TXRSC-BW-0001	TXRSC-BW-0001-BLK	—	—	—	—
Dual Duct Cool Air Hood	TXRSC-BW-0051	TXRSC-BW-0051-BLK	—	—	—	—
Dual Duct Cool Air Nose	TXRSC-BW-0075	TXRSC-BW-0075-BLK	—	—	—	—
Dual Duct Inside Rail Hood	TXRSC-BW-6837	TXRSC-BW-6837-BLK	—	—	—	—
Dual Duct Inside Rail Nose	TXRSC-BW-6119	TXRSC-BW-6119-BLK	—	—	—	—
Hood Plate Single	—	—	—	—	—	TXRSC-BW-0100
Dash						
Dual Duct Inside Rail Dash	TXRSC-BW-6447	TXRSC-BW-6447-BLK	—	—	—	—
Dash, Aluminum with Quick-Fastener Holes and 90° Top Lip	—	—	TXRSC-BW-8275CF	—	—	TXRSC-BW-0008
Arm Guards						
Left Arm Guard for World of Outlaws, Curved Support Bar	TXRSC-BW-1911	TXRSC-BW-1911BLK	—	—	—	—
Large Kickout Right Arm Guard	TXRSC-BW-1956	TXRSC-BW-1956BLK	—	—	—	—
Right Arm Guard, Wedge Style, 2 "Tall	TXRSC-BW-1956	TXRSC-BW-0061-BLK	—	—	—	—
Left Arm Guard Full Enclosure	TXRSC-BW-1928	TXRSC-BW-1928BLK	—	—	—	—
Floor Pans and Kick Panels						
Left Side Kick Panel, Aluminum with Quick Fasteners	—	—	—	—	—	TXRSC-BW-0005 †
Right Side Kick Panel, 2-Piece, Aluminum with Quick Fasteners	—	—	—	—	—	TXRSC-BW-0006 †
Floor Pan, Aluminum with Quick Fastener Holes and Radiused Bends, 20-1/4" Long	—	—	—	—	—	TXRSC-BW-0007
Floor Pan, Aluminum with Quick Fastener Holes and Radiused Bends, 17-1/4" Long	—	—	—	—	—	TXRSC-BW-0013
Extended Side Floor Pan, 15-1/2"	—	—	—	—	—	TXRSC-BW-0016
Extended Side Floor Pan, 18-1/2"	—	—	—	—	—	TXRSC-BW-0018
Sprint Car Quick Access Kick Side Floor Pan	—	—	—	—	—	TXRSC-BW-5684
Lower Right Kick Panel	—	—	—	—	—	TXRSC-BW-0030
Sprint Car Quick Access Kick Panel	—	—	—	—	—	TXRSC-BW-5693
Upper Right Radius Rod Cover Panel (Horizontal Split Design)	TXRSC-BW-0031	TXRSC-BW-0031-BLK	—	—	—	—
Upper Right Radius Rod Cover	—	—	—	TXRSC-BW-7731 *	TXRSC-BW-7731-BLK *	—
Lower Left Kick Panel	—	—	—	—	—	TXRSC-BW-0032
Kick Panel LH, Quick Access, Aluminum	—	—	—	—	—	TXRSC-BW-5685
Kick Panel RH, Quick Access, Aluminum	—	—	—	—	—	—
Left Side Rear Enclosure Panel, 2015 and Newer Triple X Chassis with Straight Rear Cage Upright	—	—	—	—	—	TXRSC-BW-8330
Right Side Rear Enclosure Panel, 2017 and Newer Triple X Chassis with Bent Right Rear Cage Upright, Notched for Ladder Bars	—	—	—	—	—	TXRSC-BW-8338
Upper Left Radius Rod Cover Panel (Horizontal Split Design)	TXRSC-BW-0033	TXRSC-BW-0033-BLK	—	—	—	—
Upper Left Radius Rod Cover	—	—	—	TXRSC-BW-7733 *	TXRSC-BW-7733-BLK *	—
Radiator Tray and Scoop						
Front Air Box, Radiused Aluminum for More Aerodynamics	—	—	—	—	—	TXRSC-CH-0003
Radiator Support, Aluminum Angle	—	—	—	—	—	TXRSC-CH-0004
Radiator Air Dam, 90°	—	—	—	—	—	TXRSC-CH-6345
Engine Enclosure						
Engine Enclosure, LH	—	—	—	—	—	TXRSC-BW-9830
Engine Enclosure, RH	—	—	—	—	—	TXRSC-BW-9832
Engine Enclosure, LH, Tall, Aluminum	—	—	—	—	—	TXRSC-BW-9840
Engine Enclosure, RH, Tall, Aluminum	—	—	—	—	—	TXRSC-BW-9842

* Not recommended when using large mufflers due to heat. † These fit 2014 and older chassis perfectly, not 2015.



SPRINT

Birdcages

Part No.	Description
TXRSC-SU-0401-BLK	Left Rear
TXRSC-SU-0402-BLK	Right Rear



Torsion Stops

Part No.	Description
TXRSC-SU-0310	1-3/4", Aluminum
TXRSC-SU-0310-BLK	1-3/4", Black
TXRSC-SU-0311	1-3/4", Steel



Birdcage Components

Part No.	Description
TXRSC-SU-0405	Birdcage Flag
TXRSC-SU-0406	Birdcage Standoff
TXRSC-SU-0408	Birdcage Bearing



Titanium Stop Bolt [TXRSC-SU-8841](#)

Half the weight of steel torsion stop bolts and they last twice as long. 9/16" hex on bolt and nut means no more taking multiple size wrenches to your stops when adjusting them.



Steel Stop Bolt [TXRSC-SU-0430](#)

Perform precise adjustments with this grade 8 bolt with full 7/16-20 threads. Measures 2" long, with 5/8" head and includes 11/16" jam nut.



One-Nut Stud Kits

Super light and strong. Makes changing shocks quick and painless with a single wrench. Offered in titanium and steel.

Part No.	Description
Titanium	
TXRSC-SU-9974	0.875" Thread
TXRSC-SU-9983	1.10" Thread
Steel <i>NEW!</i>	
TXRSC-SU-4367	0.875" Thread
TXRSC-SU-4385	1.10" Thread
TXRSC-SU-7015	1.05" Thread
TXRSC-SU-7023	1.05" Thread
TXRSC-SU-7063	1.05" Thread



Drive Line Restraint Kit [TXRSC-CH-3000](#)

Complete driveline restraint system designed to restrain and tether torque tube and driveline. Its clean design makes it light, inexpensive, easily installed, does not interfere with routine maintenance, and does not affect chassis flex/performance while protecting your legs and feet from the torque tube.



Part No.	Description
Replacement Components	
TXRSC-CH-3003	Rear Hoop

Steering Arms

Part No.	Description
TXRSC-FE-1001-BLK	Left Front Combo, Black
TXRSC-FE-1002-BLK	Right Front, Black



Aluminum Pitman Arm

The straight and angle broach arm is designed for use with newer model GME/Nields and Lee steering gears. With 10" and 11" holes, this pitman arm is perfect for the driver who wants to feel "up on the wheel" and likes to keep their steering busy in the cockpit to help them understand what the chassis and track is communicating to them. Complete with bolt.



Part No.	Description
Angle Broached	
TXRSC-ST-0007	Polished
TXRSC-ST-0007-BLK	Black

Left Front Caliper Mount with Bolts

Designed to fit either 10-1/8" or 10-7/8" rotors, these aluminum bracket kits contain Grade 8 countersunk bolts and are available in aluminum or black finish. Sold each.



Part No.	Description
10-1/8" Rotors	
TXRSC-FE-0010	Aluminum Finish
TXRSC-FE-0010-BLK	Black Finish
TXRSC-FE-0011	Aluminum Finish
TXRSC-FE-0011-BLK	Black Finish

Front Torsion Arms

Built from 2024 aluminum.

Description	Plain	Black
Left Front	TXRSC-SU-0115	TXRSC-SU-0115-BLK
Right Front	TXRSC-SU-0116	TXRSC-SU-0116-BLK



Heavy-Duty Left Front Torsion Arm *NEW!*

This 1" wide (1/4" wider than normal) billet aluminum left front torsion arm is designed to reduce deflection and resist twisting. The unique design is machined with a pocket on the inside of the arm to go over the torsion bar tube and allow the arm to rest on the front axle in exactly the same location as a normal LF torsion arm. 18-3/4" from torsion bar hole to end. Includes hardware.

Part No.	Description
TXRSC-SU-0168	Polished
TXRSC-SU-0168BLK	Black Anodized



Complete Grade 8 Bolt Kit [TXRSC-CH-0100](#)

Bolt kit includes all of the fasteners required to assemble a Triple X Sprint Car, packaged and labeled with a complete list of all contents. All fasteners are premium Grade 8 with Nylock thin nuts and AN washers. Kit also includes necessary pins, springs, and clips where required.



Rear Torsion Arms

These black anodized 2024 heavy-duty billet and standard aluminum rear torsion arms have the same measurements as regular Triple X torsion arms, making for easy installation. Left rear is 15" from center of torsion bar hole to end, 3-1/4" offset. Right rear is 13-1/4" from center of torsion bar hole to end, 5" offset.



TXRSC-SU-0237BLK

Part No.

Description

HD Rear Torsion Arms

TXRSC-SU-0237BLK	Left, Black
TXRSC-SU-0238BLK	Right, Black

Standard Rear Torsion Arms

TXRSC-SU-0117	Left, Plain
TXRSC-SU-0118	Right, Plain
TXRSC-SU-0117-BLK	Left, Plain, Black
TXRSC-SU-0118-BLK	Right, Plain, Black

Half Box Steering Mount

TXRSC-ST-0006-BLK

Designed for quick installation and removal of the steering gear box. Three hex-cut slots eliminate the need to remove snap ring and end cap and allow the steering box to slide easily into place. Black anodized mount is CNC-machined from 3/8" thick billet aluminum. Pocketed for strength and weight savings; weighs only 0.54 lbs.



Rod Ends and Jam Nuts

Part No.	Description
Rod Ends	
TXRSC-SU-0300	RH Thread, Aluminum, 5/8" x 1/2" Hole
TXRSC-SU-0301	LH Thread, Aluminum, 5/8" x 1/2" Hole
TXRSC-SU-0302	RH Thread, Steel, 5/8" x 1/2" Hole
TXRSC-SU-0303	LH Thread, Steel, 5/8" x 1/2" Hole
TXRSC-SU-8267	RH Thread, 4130 Moly Steel, 5/8" x 1/2" Hole
Jam Nuts	
TXRSC-SU-0304	5/8" Jam Nut, RH Thread, Aluminum
TXRSC-SU-0305	5/8" Jam Nut, LH Thread, Aluminum



Clamp-On Adjustable Top Steering Mount Kit

TXRSC-ST-0020-BLK

Aluminum clamp-on top steering gear mount for 1-1/4" steering bars. No more hole drilling! Multiple fuel shut-off locations and steering wheel mounting distances.



Part No.

Description

Related Components

TXRSC-ST-0021-BLK	Bracket for Waterman Shut Off
TXRSC-ST-0022-BLK	Bracket for MPD Shut Off

Aluminum Quick-Disconnect Ends

Quick and easy way to connect and disconnect cables or linkage that need to be removed and installed frequently. Sleeve threads onto either cable or rod end. Kits contain ball stud and disconnect sleeve.



Part No.

Description

TXRSC-EG-3825	Ball Stud Thread 10-32, Sleeve Thread 10-32
TXRSC-SU-9372	Ball Stud Thread 1/4"-28, Sleeve Thread 10-32

Adjustable Tail Tank Clamp Set

TXRSC-CH-7250-BLK

These black anodized aluminum tail tank clamps are CNC lightened to maximize strength and minimize weight. Split in the middle to mount to the tail tank bar. Sold in pairs with bolts.



Steel Radius Rods, Tie Rods, and Drag Links

Plated 4130 chrome-moly tie rods and drag links are 1-1/8" diameter in various lengths with welded (spud) ends. Available in chrome or black.



Part No.	Length
Chrome	
TXRSC-SU-0212	46"
TXRSC-SU-0213	47"
TXRSC-SU-0203	48"
TXRSC-SU-0205	49"
TXRSC-SU-0206	50"

Part No.	Length
Black	
TXRSC-SU-0930-BLK	22.5"
TXRSC-SU-0212-BLK	46"
TXRSC-SU-0213-BLK	47"
TXRSC-SU-0203-BLK	48"
TXRSC-SU-0205-BLK	49"
TXRSC-SU-0206-BLK	50"

Steel Bent Rear Radius Rod

Part No.	Length
TXRSC-SU-0121	34" 4130 Steel Bend Radius Rod
TXRSC-SU-0121-BLK	34" 4130 Steel Bend Radius Rod, Black

Quick-Disconnect Brake Line Fitting

TXRBK-9283

Compact, lightweight aluminum -3AN fitting eliminates the need to bleed brakes when performing chassis repairs, changing rear ends, etc. Coupler prevents fluid spillage and will not allow air into brake system.



Justin Peck

Mike Reusche



SPRINT

Aluminum Radius Rods

Polished black aluminum radius rods are 1-1/8" dia. for strength. 5/8" thread.

Part No.	Length
Polished	
TXRSC-SU-0100	18-1/2"
TXRSC-SU-0103	19"
TXRSC-SU-0107	21"
TXRSC-SU-0106	21-1/2"
TXRSC-SU-0109	22"
TXRSC-SU-0108	22-1/2"
TXRSC-SU-0111	23"
TXRSC-SU-0110	23-1/2"
TXRSC-SU-0112	24"



Part No.	Length
Black	
TXRSC-SU-0101-BLK	18"
TXRSC-SU-0100-BLK	18-1/2"
TXRSC-SU-0103-BLK	19"
TXRSC-SU-0105-BLK	20"
TXRSC-SU-0107-BLK	21"
TXRSC-SU-0106-BLK	21-1/2"
TXRSC-SU-0109-BLK	22"
TXRSC-SU-0108-BLK	22-1/2"
TXRSC-SU-0111-BLK	23"
TXRSC-SU-0110-BLK	23-1/2"
TXRSC-SU-0112-BLK	24"



Sprint Car Radius Rod Kit

Full set of 1-1/8" diameter aluminum radius rods for an 87" car. This kit includes aluminum Heims and 4130 drag link/tie rods with steel Heims and aluminum jam nuts.



Part No.	Description
TXRSC-SU-K9000-BLK	Black

TRIPLE X SPRINT CHASSIS REQUIREMENTS

Description	87" Wheelbase/ 40" Motor Set-Back	88" Wheelbase/ 40" Motor Set-Back
Radius Rods		
Left Front	22-1/2"	23-1/2"
Right Front (2)	23"	24"
Left Rear	23-1/2"	23-1/2"
Right Rear	24"	24"
Steering Rods		
Tie Rod	45-3/4"	45-3/4"
Drag Link	49"	50"
Panhard Rod	18-1/2"	18-1/2"

Radius Rod Brackets

Aluminum long radius rod brackets mount to chassis at the motor plate (upright tubes) and align the front of the long radius rod with the torque ball. Left bracket has five adjusting holes. Right bracket has three adjusting holes. Sold in pairs.



Part No.	Description
TXRSC-SU-0120	Billet Aluminum, Natural
TXRSC-SU-0120BLK	Billet Aluminum, Black Anodized NEW!

Storage Bins

Available in two sizes, these heavy-duty, interlocking, stackable plastic storage bins include (4) stacking brackets. Showroom quality red (small) or yellow (large) bins can keep heavy-weight items organized.



Part No.	Color	Size
TXRPA-PBIN-8077	Red	10-1/4" x 6-1/4"
TXRPA-PBIN-8134	Yellow	17-3/4" x 11-1/2"

SB Chevy Fabricated Aluminum Valve Covers

TXRSC-EG-0003

Super-lightweight polished aluminum valve covers feature machined billet rails for dependable, effective sealing. Sold in pairs.



Frame Stand/Dolly

TXRPA-0002

Specialized dolly is ideal when building or repairing Sprint car chassis. Plated, sturdy unit includes height adjustment feature, while heavy-duty casters ease movement. Removable 1" block allows use with standard or raised rail chassis. Sold in pairs.



Pit Stands

Lightweight, anodized aluminum pit stands include rubber inserts to prevent car from sliding, while wide feet prevent stands from sinking in dirt pits. Compact and stackable for easy storage. Sold in pairs.



Part No.	Description
TXRPA-0009	Aluminum
TXRPA-0009-BLK	Black

Aluminum A/N Wrench Set

TXRPA-8380

Anodized aluminum. Sizes included: -3AN, -4AN, -6AN, -8AN, -10AN, 12AN, -16AN.



Quick-Change Drain Pan

TXRPA-0020-BLK

This 10-1/4" wide x 12" long x 3-3/4" deep aluminum drain pan is manufactured to hold the gears on a perforated shelf, allowing fluid to drain into pan below. Available in black.



Steering Wheels

Three-spoke steering wheels are lightweight and super strong. Drilled grip area has sandblasted finish. Wheels weigh less than one pound.



Part No.	Description
15" Dia., 1" Tube	
TXRST-0001	Lightweight Aluminum
TXRST-0001-BLK	Lightweight Aluminum, Black
15" Dia., 1-1/8" Tube	
TXRST-0002	Lightweight Aluminum
TXRST-0002-BLK	Lightweight Aluminum, Black

Wheel Cover TXRSC-WH-2350

Designed to fit 15" Weld and Keizer wheels. These lightweight, super-strong plastic right rear covers include PTFE buttons for attaching to wheel. Offered in plastic.





SPRINT

Wheel Cover Retainer Kits

These mud cover retaining kits meet the new Out-law Sprint Car rules and are WoO/ASCS approved. Designed with 1-3/8", spread they are available with either stainless steel or titanium 5/16" bolts. Kit contains bracket, rivets, bolt, and E-clip. 3-pack.



Part No.	Description
TXRSC-WH-7821	3-Pack with Stainless Steel Bolts
TXRSC-WH-7841	3-Pack with Titanium Bolts

Top Wing Posts

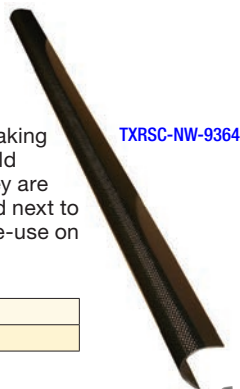
Top wing post fits Vortex/FAST/Velocity Wings. Post will fit other wings, depending upon the height of the "T". This post has a 5/8" high "T". Chrome-plated 4130 steel.



Part No.	Description
TXRSC-TW-0010	Top Wing Post for Vortex/FAST/Velocity Wings
TXRSC-TW-0016	Top Wing Post with Roller Bearings

Carbon Fiber Nose Wing Caps


The ultra-light XXX carbon fiber cap pop rivets over the leading edge of your wing, making it dent-resistant. It will also add new life to old wings and bring back lost performance. They are pre-formed for easy fit and so light it will add next to no weight to your wing. So strong you can re-use on many wings.



Part No.	Description
TXRSC-TW-0835	Top Wing Cap
TXRSC-NW-9364	Nose Wing Cap

Nose Wing TXRSC-NW-0001

Wing has center mount, large angled side boards, deep dish, and heavy-duty (.090") extruded aluminum nose cap.



Ground Shipment Only

Nose Wing Components

Items are sold individually.



TXRSC-NW-6960



TXRSC-TW-0024-BLK



TXRSC-TW-0029BLK



TXRSC-TW-0024-BLK

Part No.	Description
TXRSC-NW-0030	RH Front Nose Wing Post to Side Board
TXRSC-NW-0031	LH Front Nose Wing Post to Side Board
TXRSC-NW-3235 †	Aero Nose Wing Clamp
TXRSC-TW-0021	Nose Wing Aero Rear Strap, Polished Stainless Steel
TXRSC-TW-0021-BLK	Nose Wing Aero Rear Strap, Black
TXRSC-TW-0023	Front Nose Wing Post Bend, Forward, Chrome-Plated Steel
TXRSC-TW-0023-BLK	Front Nose Wing Post Bend, Forward, Black
TXRSC-TW-0024	Stainless Rear Wing
TXRSC-TW-0024-BLK	Stainless Rear Wing, Black
TXRSC-TW-0025	RH Nose Wing Front Post, Chassis Spud to Side Board, 4130 Plated, 12-1/4"
TXRSC-TW-0042	Adjustable Bottom Mounts, 6.0"/6.75"/7.5", Plated
TXRSC-TW-0042BLK	Adjustable Bottom Mounts, 6.0"/6.75"/7.5", Black
TXRSC-TW-0044	Adjustable Bottom Mounts 8.75"/9.5"/10.25", Plated
TXRSC-TW-0044BLK	Adjustable Bottom Mounts 8.75"/9.5"/10.25", Black
TXRSC-TW-0028	Front Nose Wing Post, Straight, Chrome-Plated Steel
TXRSC-TW-0028-BLK	Front Nose Wing Post, Straight, Black
TXRSC-TW-0029BLK	Tubular Nose Wing Strap, Shock Tower to Side Board, Black
TXRSC-TW-0030	Nose Wing Rear Strap, Unfinished
TXRSC-TW-0030BLK	Nose Wing Rear Strap, Black
TXRSC-NW-6954	Straight
TXRSC-NW-6960	Bent Forward
TXRSC-TW-9420 †	Aero Nose Wing Post RH, 12"
TXRSC-TW-9427 †	Aero Nose Wing Post LH, 11-1/4"
TXRSC-TW-K9500 *	Aero Outboard Nose Wing Post Kit

* Kit includes (2) clamps and (2) posts.

† Should be used together.



Jordan Welch

Mike Reusche



Justin Clark

Mike Reusche



MIDGET

Midget Clamp-On Top Steering Mount Kit TXRSC-ST-0027BLK

Black aluminum clamp-on top steering gear mount for 1" steering bars. Kit includes two clamps with fasteners and one top steering plate.



Brake Pedal TXRMID-CH-2301

Midget brake pedal manufactured from 4130 chromoly. Black powder coat finish.



Rear Aluminum Torsion Arms

Midget rear torsion arms made of billet 6061-T6 aluminum. Polished finish.



Part No.	Description
TXRMID-SU-0175	Left Rear Torsion Arm
TXRMID-SU-0176	Right Rear Torsion Arm

Torsion Bar Bushing TXRMID-CH-3837

Designed for use with 1" torsion bars, this nylon composite form-fitted for perfect installation. 1" ID, 1.85" O.D..



Front Axle

Midget front axle assembly is 44" wide and built from 2" diameter, .110" wall chromoly tubing. Features axle king pin bosses reamed and honed for a perfect fit, threaded Panhard bar stud, and threaded shock mounts. Plated.



Part No.	Description
TXRMID-FA-0015	Chrome
TXRMID-FA-0015BLK	Black NEW!

Bird Cage Set with Bearings TXRMID-SU-0238

Midget bird cage set (left and right) made from billet 6061-T6 aluminum. Complete with angular contact bearings, torsion arm bolts, washers, and radius rod bolts.




Torsion Stop

Midget aluminum torsion stop with adjuster bolt, jam nut, and tightening bolt/nut. Sold individually.



Part No.	Description
TXRMID-SU-0177	Plain
TXRMID-SU-0177BLK	Black NEW!

Body Accessories



TXRMID-BW-5448



TXRMID-BW-5435

Part No.	Description
TXRMID-BW-0037	Midget Left Arm Guard
TXRMID-BW-0038	Midget Right Arm Guard
TXRMID-BW-0038-BLK	Midget Right Arm Guard, Black
TXRMID-BW-0042	Midget Left Side Front Panel
TXRMID-BW-0047-BLK	Midget Sun Visor, Black
TXRMID-BW-0048	Midget Sun Visor, Aluminum
TXRMID-BW-5435	Hood, Inside Rails, Fiberglass, White
TXRMID-BW-5448	Dash, Inside Rails, Fiberglass, White
TXRMID-BW-5497	Nose, Inside Rails, Fiberglass, White

Midget Panhard Clamp TXRMID-SU-0239

Aluminum panhard clamp fits 1-1/8" tubing. Used for adjusting the panhard bar.



Radius Rods

Made from durable 2024 aluminum, these arms are exceptionally lightweight and strong. Measures 18-3/4" from center of torsion bar hole to end. Comes complete with hardware.

Part No.	Description
TXRMID-SU-0116	30-1/2" Rear
TXRMID-SU-0117	31" Rear



34" Steering Rods

Chrome-plated 4130 chrome moly. Welded (spud) ends.

Part No.	Description
TXRMID-SU-0209	34", Chrome
TXRMID-SU-0207BLK	37", Black NEW!
TXRMID-SU-0209BLK	39", Black NEW!
TXRMID-SU-0210BLK	40", Black NEW!



Side Nerf Bars

Midget side nerf bars are constructed from .875" diameter, .065" wall stainless steel tubing. CNC-bent and jig-built for high quality and exact fit. Polished to perfection. Weighs 3.4 pounds.


Part No.	Description
TXRMID-BN-0062	Left Side Nerf Bar, 3-Point, Polished Stainless
TXRMID-BN-0063	Right Side Nerf Bar, 3-Point, Polished Stainless



Midget Rear Bumper with Post TXRMID-BN-0066

Midget stainless steel rear bumper with post, no basket, with diagonals, measures 22" long from top rail to spud mount. Constructed from .875" diameter .065" wall stainless steel tubing. The post helps avoid jumping the bumper, causing fuel tank damage. CNC-bent and jig-built for high quality and exact fit. Weighs 5.5 pounds.





MINI-MIDGET

600 Mini-Sprint Fusion Chassis

TXR600-CH-2000


All-new and proven, 2014 Model 600 Mini-Sprint Fusion chassis comes with mounts for both panhard-style and Watts link-style rear axle assemblies. Durable 4130 chromoly chassis has been track-tested and proven under the most grueling conditions. Chassis and components are in stock and ready for shipping.



Ground
Shipment
Only

Rock Screen TXR600-CH-1336

This black powder-coated 22-3/4" wide x 8-1/2" high steel screen is manufactured with 2" wide slots. Using the Triple X screen clamp (TXR600-CH-0954), mounting to the roll cage uprights of both Triple X Midget and 600 chassis is simple and easy.



Part No.	Description
Related Component	
TXR600-CH-0954	Clamp for Mini-Sprint, 1-1/4" I.D.

Torsion Arm Shock Stud XB 600 Mini-Sprint TXR600-SU-3450

One-nut steel shock stud with built-in spacer allows quick shock changes. This built-in spacer also assures a correct angle between the shock and torsion arm every time the shock is changed.



Torsion Arms



Part No.	Description
TXR600-SU-0171	Left Front
TXR600-SU-0172	Right Front
TXR600-SU-0173	Left Rear

Body And Tin Components

Items are sold individually.



Part No.	Description
TXR600-BW-0002	Left Hand Guard, White
TXR600-BW-0002-BLK	Left Hand Guard, Black
TXR600-BW-0005	Floor Pan, Rear
TXR600-BW-0006	Kick Panel, Left Side, 2 Pieces
TXR600-BW-0007	Kick Panel, Right Side, 3 Pieces
TXR600-BW-0010	Motor Shroud
TXR600-BW-0014	Hood, Dual Duct Mini-Sprint, White
TXR600-BW-0014-BLK	Hood, Dual Duct Mini-Sprint, Black
TXR600-BW-4485	Mini-Sprint Visor, White
TXR600-BW-4485BLK	Mini-Sprint Visor, Black

Bumpers and Nerf Bars



Part No.	Description
TXR600-BN-0001	Nerf Bar, Right Hand, Stainless Steel
TXR600-BN-0002	Nerf Bar, Left Hand, Stainless Steel
TXR600-BN-0005	Rear Bumper, Stainless Steel
TXR600-BN-0010	Front Bumper, Stainless Steel
TXR600-BN-0067	Front Bumper, Stacked

Torsion Stop TXR600-SU-0170



Torsion Bushing TXR600-CH-3001

Sold individually.



Radius Rods



Description	TXR600-SU-0023-BLK	
	Aluminum	Black
Front Radius Rod, 3/8" x 15-1/2"	TXR600-SU-0019	TXR600-SU-0019-BLK
Drag Link Radius Rod, 3/8" x 14-1/2"	TXR600-SU-0021	—
Left Rear Radius Rod, 7/16" x 20"	TXR600-SU-0023	TXR600-SU-0023-BLK
Right Rear Radius Rod, 7/16" x 21"	TXR600-SU-0024	TXR600-SU-0024-BLK
Brake Rod, Steel, 7/16" x 20"	TXR600-SU-0025	—

Tie Rod and Drag Links

Part No.	Description
Tie Rods	
TXR600-SU-0182	3/8" x 36-1/2", Steel
TXR600-SU-0182-BLK	3/8" x 36-1/2", Steel, Black
Drag Links	
TXR600-SU-0021	3/8" x 14-1/2", Aluminum



TRIPLE X MINI SPRINT CHASSIS REQUIREMENTS

Description	Component Length
Radius Rods	
Left Front	15-1/2" (3/8" Thread)
Right Front (2)	15-1/2" (3/8" Thread)
Left Rear	20" (7/16" Thread)
Right Rear	21" (7/16" Thread)
Steering Rods	
Tie Rod	36-1/2" (3/8" Thread)
Drag Link	14-1/2" (3/8" Thread)
Panhard Rod	15-1/2" (3/8" Thread)
Brake Rod	
Brake Rod	20" (7/16" Thread), Steel



Rear End Components



TXR600-SU-0017



TXR600-SU-0453



TXR600-SU-0181-BLK

Part No.	Description
TXR600-BK-0001	Rear Brake Rotor, Steel, Ultra Light
TXR600-BK-0002-BLK	Rear Brake Carrier with Bearings and Hardware, Black
TXR600-SU-0017	Splined Bearing Spacer for Bird Cage, Double Bearing, 1-1/4"
TXR600-SU-0018	Splined Bearing Spacer for Brake Carrier, Single Bearing, 5/8"
TXR600-SU-0101	Bare Rear Axle Tube, 52"
TXR600-SU-0181-BLK	Sprocket/Rotor Hub, 1/4"-28, Black
TXR600-SU-0193-BLK	Bird Cage with Bearing, Right Hand, Black
TXR600-SU-0200	Bearing for Brake Carrier
TXR600-SU-0202	Rear Bird Cage Bearing
TXR600-SU-0453	Rear Axle Spacer Kit, 11 Pieces
TXR600-SU-K9000	Complete Rear Axle Assy.

Front End Components



TXR600-FA-0002

Part No.	Description
TXR600-FA-0002	Front Axle Bare, Torsion Bar Style
TXR600-FA-0010	Steering Arm, Left and Right Combo
TXR600-FE-0652	Thrust Bearing Shim, Sold Individually
TXR600-FE-0653	Thrust Bearing, Sold Individually

600 Mini Sprint Power Steering Assist Kit

TXR600-ST-K5000

This steering assist kit contains all the needed components for connecting to existing frame-mounted steering box. Adding steering assistance only when there is a load on the steering system, this kit is ideal for younger and smaller drivers. Kit includes power steering unit and electrical control box, upper and lower U-joint, steering shaft, wiring kit, upper steering bracket, splined quick-release hub, and all fasteners needed for installation.



Steering Components

Part No.	Description
TXR600-ST-0004	Steering Box, Rack and Pinion Frame Mount
TXR600-ST-1009	Replacement Rack

TXR600-ST-0004



Engine Components

Part No.	Description
TXR600-EG-0039	Battery Box
TXR600-EG-0043	Motor Adjuster with Ends

TXR600-EG-0039



MINI-MIDGET

Pedal, Clutch, and Chain Components



TXR600-EG-0012



TXR600-DL-0055



TXR600-DL-0002

Part No.	Description
Pedals and Clutch Components	
TXR600-EG-0012	Clutch Lever
Chain Components	
TXR600-DL-0001	Drive Chain, Gold Link
TXR600-DL-0002	Drive Tensioner Kit
TXR600-DL-0003	Drive Tensioner, Wheel
TXR600-DL-0055	Master Link

Wing Tree and Mounts




TXR600-TW-0004



TXR600-TW-0002

Part No.	Description
TXR600-TW-0025	Front Nose Wing Post, Sold Individually
TXR600-TW-0002	Top Wing Tree
TXR600-TW-0004	Top Wing Post, Sold Individually
TXR600-TW-0007	Top Wing Manual Slider
TXR600-TW-0025	Front Nose Wing Post, Sold Individually

XB Axles and Spindles



TXR600-FA-5783BLK



TXR600-FA-8201

Part No.	Description
TXR600-FA-8201	XB Spindle Tall Boss
TXR600-FA-8201BLK	XB Spindle Tall Boss, Black
TXR600-FA-8514	Locknut For XB Spindles Only
TXR600-FA-5783	XB Front Axle Tall Boss, Used Only with XB Spindles
TXR600-FA-5783BLK	XB Front Axle Tall Boss, Used Only with XB Spindles, Black

Jacob's Ladder

TXR600-SU-0002

10-1/4" Jacob's Ladder is chrome-plated with straps and jig-built for quality and exact fit.



Hardware Kit

TXR600-CH-2846

Kit includes all steel bolts and nuts to assemble car.





Aluminum Hose Ends and Fittings

Triple X Race Components Inc. hose ends and fittings are manufactured from premium-quality lightweight aluminum, then black anodized for corrosion resistance and a professional appearance.

Push Lock Hose Ends

Part No.	AN Size
Straight	
TXRHF-10004-BLK	-4
TXRHF-10006-BLK	-6
TXRHF-10008-BLK	-8
TXRHF-10010-BLK	-10
TXRHF-10012-BLK	-12
TXRHF-10016-BLK	-16
30°	
TXRHF-13006-BLK	-6
TXRHF-13008-BLK	-8
TXRHF-13010-BLK	-10
TXRHF-13012-BLK	-12
TXRHF-13016-BLK	-16
45°	
TXRHF-14504-BLK	-4
TXRHF-14506-BLK	-6
TXRHF-14508-BLK	-8
TXRHF-14510-BLK	-10
TXRHF-14512-BLK	-12
TXRHF-14516-BLK	-16
60°	
TXRHF-16006-BLK	-6
TXRHF-16008-BLK	-8
TXRHF-16010-BLK	-10
TXRHF-16012-BLK	-12
TXRHF-16016-BLK	-16
90°	
TXRHF-19004-BLK	-4
TXRHF-19006-BLK	-6
TXRHF-19008-BLK	-8
TXRHF-19010-BLK	-10
TXRHF-19012-BLK	-12
TXRHF-19016-BLK	-16
120°	
TXRHF-12006-BLK	-6
TXRHF-12008-BLK	-8
TXRHF-12010-BLK	-10
TXRHF-12012-BLK	-12
180°	
TXRHF-18006-BLK	-6
TXRHF-18008-BLK	-8
TXRHF-18010-BLK	-10
TXRHF-18012-BLK	-12



Swivel Hose Ends


Part No.	AN Size
Straight	
TXRHF-20004-BLK	-4
TXRHF-20006-BLK	-6
TXRHF-20008-BLK	-8
TXRHF-20010-BLK	-10
TXRHF-20012-BLK	-12
TXRHF-20016-BLK	-16
30°	
TXRHF-23006-BLK	-6
TXRHF-23008-BLK	-8
TXRHF-23010-BLK	-10
TXRHF-23012-BLK	-12
TXRHF-23016-BLK	-16
45°	
TXRHF-24504-BLK	-4
TXRHF-24506-BLK	-6
TXRHF-24508-BLK	-8
TXRHF-24510-BLK	-10
TXRHF-24512-BLK	-12
TXRHF-24516-BLK	-16
60°	
TXRHF-26004-BLK	-4
TXRHF-26006-BLK	-6
TXRHF-26008-BLK	-8
TXRHF-26010-BLK	-10
TXRHF-26012-BLK	-12
TXRHF-26016-BLK	-16
90°	
TXRHF-29004-BLK	-4
TXRHF-29006-BLK	-6
TXRHF-29008-BLK	-8
TXRHF-29010-BLK	-10
TXRHF-29012-BLK	-12
TXRHF-29016-BLK	-16
120°	
TXRHF-22006-BLK	-6
TXRHF-22008-BLK	-8
TXRHF-22010-BLK	-10
TXRHF-22012-BLK	-12
TXRHF-22016-BLK	-16
150°	
TXRHF-25006-BLK	-6
TXRHF-25008-BLK	-8
TXRHF-25012-BLK	-12
TXRHF-25016-BLK	-16
180°	
TXRHF-28006-BLK	-6
TXRHF-28008-BLK	-8
TXRHF-28010-BLK	-10
TXRHF-28012-BLK	-12
TXRHF-28016-BLK	-16






AN Flare Adapters

Part No.	"A" AN Size	"B" AN Size
Aluminum Female Swivel Union		
TXRHF-31033-BLK	-3	-3
TXRHF-31044-BLK	-4	-4
TXRHF-31066-BLK	-6	-6
TXRHF-31068-BLK	-6	-8
TXRHF-31088-BLK	-8	-8
TXRHF-31080-BLK	-8	-10
Aluminum Male Union		
TXRHF-32033-BLK	-3	-3
TXRHF-32044-BLK	-4	-4
TXRHF-32066-BLK	-6	-6
TXRHF-32088-BLK	-8	-8
TXRHF-32010-BLK	-10	-10
TXRHF-32012-BLK	-12	-12
Aluminum 90° Union		
TXRHF-35933-BLK	-3	-3
TXRHF-35944-BLK	-4	-4
TXRHF-35988-BLK	-8	-8
Aluminum Male Reducer		
TXRHF-36304-BLK	-3	-4
TXRHF-36406-BLK	-4	-6
TXRHF-36410-BLK	-4	-10
TXRHF-36412-BLK	-4	-12
TXRHF-36608-BLK	-6	-8
TXRHF-36610-BLK	-6	-10
TXRHF-36810-BLK	-8	-10
TXRHF-36812-BLK	-8	-12
TXRHF-36016-BLK	-10	-16
TXRHF-36216-BLK	-12	-16
Aluminum 45° Female Coupler		
TXRHF-34516-BLK	-16	-16
Aluminum Swivel Reducer		
TXRHF-37304-BLK	-4	-3
TXRHF-37406-BLK	-6	-4
TXRHF-37408-BLK	-8	-4
TXRHF-37608-BLK	-8	-6
TXRHF-37610-BLK	-10	-6
TXRHF-37810-BLK	-10	-8
TXRHF-37812-BLK	-12	-8
TXRHF-37012-BLK	-12	-10
TXRHF-37016-BLK	-16	-10
TXRHF-37216-BLK	-16	-12
Aluminum Swivel Flare Expander		
TXRHF-38304-BLK	-4	-3
TXRHF-38306-BLK	-6	-4
TXRHF-38608-BLK	-8	-6
TXRHF-38810-BLK	-10	-8
TXRHF-38012-BLK	-12	-10
TXRHF-38620-BLK	-20	-16



AN Flare Adapters (Cont.)

Part No.	"A" AN Size	"B" AN Size	"C" AN Size
Aluminum Tee			
TXRHF-40003-BLK	-3	-3	-3
TXRHF-40004-BLK	-4	-4	-4
TXRHF-40006-BLK	-6	-6	-6
TXRHF-40008-BLK	-8	-8	-8
TXRHF-40010-BLK	-10	-10	-10
TXRHF-40012-BLK	-12	-12	-12
TXRHF-40016-BLK	-16	-16	-16
Aluminum Tee, Female Swivel on Side			
TXRHF-41003-BLK	-3	-3	-3
TXRHF-41004-BLK	-4	-4	-4
TXRHF-41006-BLK	-6	-6	-6
TXRHF-41008-BLK	-8	-8	-8



Part No. AN Size

Part No.	AN Size
Aluminum Flare Cap	
TXRHF-51003-BLK	-3
TXRHF-51004-BLK	-4
TXRHF-51006-BLK	-6
TXRHF-51008-BLK	-8
TXRHF-51010-BLK	-10
TXRHF-51012-BLK	-12
TXRHF-51016-BLK	-16



Part No.	AN Size
Aluminum Flare Plug	
TXRHF-52003-BLK	-3
TXRHF-52004-BLK	-4
TXRHF-52006-BLK	-6
TXRHF-52008-BLK	-8
TXRHF-52010-BLK	-10
TXRHF-52012-BLK	-12



Part No.	AN Size
Aluminum Tube Nut	
TXRHF-61003-BLK	-3
TXRHF-61004-BLK	-4
TXRHF-61006-BLK	-6
TXRHF-61008-BLK	-8
TXRHF-61010-BLK	-10



Part No.	AN Size
Aluminum Tube Sleeve	
TXRHF-62003-BLK	-3
TXRHF-62004-BLK	-4
TXRHF-62010-BLK	-10



AN Flare to ORB Adapters

Part No.	"A" AN Size	"B" SAE Size
Aluminum O-Ring Boss		
TXRHF-80410-BLK	-4	7/8"-14 (-10)
TXRHF-80430-BLK	-4	3/8"-24 (-3)
TXRHF-80440-BLK	-4	7/16"-20 (-4)
TXRHF-80460-BLK	-4	9/16"-18 (-6)
TXRHF-80480-BLK	-4	3/4"-16 (-8)
TXRHF-80610-BLK	-6	7/8"-14 (-10)
TXRHF-80612-BLK	-6	1-1/16"-12 (-12)
TXRHF-80660-BLK	-6	9/16"-18 (-6)
TXRHF-80680-BLK	-6	3/4"-16 (-8)
TXRHF-80010-BLK	-8	7/8"-14 (-10)
TXRHF-80812-BLK	-8	1-1/16"-12 (-12)
TXRHF-80816-BLK	-8	1-5/16"-12 (-16)
TXRHF-80860-BLK	-8	9/16"-18 (-6)
TXRHF-80880-BLK	-8	3/4"-16 (-8)
TXRHF-81010-BLK	-10	7/8"-14 (-10)
TXRHF-81012-BLK	-10	1-1/16"-12 (-12)
TXRHF-81016-BLK	-10	1-5/16"-12 (-16)
TXRHF-81080-BLK	-10	3/4"-16 (-8)
TXRHF-81210-BLK	-12	7/8"-14 (-10)
TXRHF-81212-BLK	-12	1-1/16"-12 (-12)
TXRHF-81216-BLK	-12	1-5/16"-12 (-16)
TXRHF-81280-BLK	-12	3/4"-16 (-8)
TXRHF-81612-BLK	-16	1-1/16"-12 (-12)
TXRHF-81616-BLK	-16	1-5/16"-12 (-16)
TXRHF-82016-BLK	-20	1-5/16"-12 (-16)






AN Flare Adapters (Cont.)

Part No.	"A" AN Size	"B" AN Size
Aluminum Straight Bulkhead		
TXRHF-70003-BLK	-3	-3
TXRHF-70004-BLK	-4	-4
TXRHF-70006-BLK	-6	-6
TXRHF-70008-BLK	-8	-8
TXRHF-70010-BLK	-10	-10
TXRHF-70012-BLK	-12	-12
TXRHF-70020-BLK	-20	-20
Aluminum 45° Bulkhead		
TXRHF-74503-BLK	-3	-3
Aluminum 90° Bulkhead		
TXRHF-79003-BLK	-3	-3
TXRHF-79004-BLK	-4	-4
TXRHF-79006-BLK	-6	-6
TXRHF-79008-BLK	-8	-8
TXRHF-79012-BLK	-12	-12
TXRHF-79016-BLK	-16	-16



Part No.	AN Size
Aluminum Bulkhead Nut	
TXRHF-72003-BLK	-3
TXRHF-72004-BLK	-4
TXRHF-72006-BLK	-6
TXRHF-72008-BLK	-8
TXRHF-72010-BLK	-10
TXRHF-72012-BLK	-12
TXRHF-72020-BLK	-20



Part No.	"A" AN Size	"B" AN Size	"C" AN Size
Aluminum Bulkhead Tee on the Side			
TXRHF-75003-BLK	-3	-3	-3
TXRHF-75004-BLK	-4	-4	-4
Aluminum Bulkhead Tee on the Run			
TXRHF-76003-BLK	-3	-3	-3




Aluminum AN to NPT Adapters

NPT Size	AN Size	Straight Part No.	45° Part No.	90° Part No.
1/8"	-3	TXRHF-90031-BLK	TXRHF-94031-BLK	TXRHF-99031-BLK
1/8"	-4	TXRHF-90041-BLK	TXRHF-94041-BLK	TXRHF-99041-BLK
1/4"	-4	TXRHF-90042-BLK	TXRHF-94042-BLK	TXRHF-99042-BLK
3/8"	-4	TXRHF-90043-BLK	—	—
1/8"	-6	TXRHF-90061-BLK	—	TXRHF-99061-BLK
1/4"	-6	TXRHF-90062-BLK	TXRHF-94062-BLK	TXRHF-99062-BLK
3/8"	-6	TXRHF-90063-BLK	TXRHF-94063-BLK	TXRHF-99063-BLK
1/2"	-6	TXRHF-90064-BLK	—	TXRHF-99064-BLK
1/4"	-8	TXRHF-90082-BLK	—	TXRHF-99082-BLK
3/8"	-8	TXRHF-90083-BLK	TXRHF-94083-BLK	TXRHF-99083-BLK
1/2"	-8	TXRHF-90084-BLK	TXRHF-94084-BLK	TXRHF-99084-BLK
3/8"	-10	TXRHF-90003-BLK	—	TXRHF-99103-BLK
1/2"	-10	TXRHF-90004-BLK	TXRHF-94104-BLK	TXRHF-99104-BLK
3/4"	-10	TXRHF-90005-BLK	—	TXRHF-99105-BLK
1/2"	-12	TXRHF-90124-BLK	TXRHF-94124-BLK	TXRHF-99124-BLK
3/4"	-12	TXRHF-90125-BLK	TXRHF-94125-BLK	TXRHF-99125-BLK
3/4"	-16	TXRHF-90165-BLK	—	TXRHF-99165-BLK
1"	-16	TXRHF-90166-BLK	—	TXRHF-99166-BLK

AN to NPT Adapters (Cont.)

Part No.	"A" AN Size	"B" NPT Size
Aluminum 90° Swivel to Male NPT		
TXRHF-93041-BLK	-4	1/8"
TXRHF-93042-BLK	-4	1/4"
TXRHF-93061-BLK	-6	1/8"
TXRHF-93062-BLK	-6	1/4"
TXRHF-93082-BLK	-8	1/4"
TXRHF-93083-BLK	-8	3/8"
TXRHF-93103-BLK	-10	3/8"
TXRHF-93124-BLK	-12	1/2"



Part No.	"A" AN Size	"B" AN Size	"C" NPT Size
Aluminum Tee Pipe on Branch			
TXRHF-92131-BLK	-3	-3	1/8"
Aluminum Tee Pipe on the Run			
TXRHF-92031-BLK	-3	-3	1/8"



Gauge Adapters

Part No.	Description
TXRHF-33441-BLK	-4AN Male x -4AN Male Inline, 1/8" Female NPT on Side
TXRHF-33601-BLK	-6AN Male x -6AN Female Inline, 1/8" Female NPT on Side
TXRHF-33631-BLK	-6AN Male x 3/8" Male NPT Inline, 1/8" Female NPT on Side
TXRHF-33661-BLK	-6AN Male x -6AN Male Inline, 1/8" Female NPT on Side
TXRHF-34031-BLK	-3AN Male x 1/8" Female NPT, Straight
TXRHF-34041-BLK	-4AN Male x 1/8" Female NPT, Straight

NPT Adapters

Part No.	"A" NPT Size	"B" NPT Size
Aluminum NPT Reducer		
TXRHF-95021-BLK	1/8"	1/4"
TXRHF-95031-BLK	1/8"	3/8"
TXRHF-95032-BLK	1/4"	3/8"
TXRHF-95041-BLK	1/8"	1/2"
TXRHF-95042-BLK	1/4"	1/2"
TXRHF-95043-BLK	3/8"	1/2"
TXRHF-95052-BLK	1/4"	3/4"
TXRHF-95053-BLK	3/8"	3/4"



Part No.	NPT Size
Aluminum Male NPT Nipple	
TXRHF-96011-BLK	1/8"
Aluminum Female NPT Coupler	
TXRHF-96111-BLK	1/8"
Aluminum Internal Allen NPT Plug	
TXRHF-97001-BLK	1/16"
TXRHF-97011-BLK	1/8"
TXRHF-97022-BLK	1/4"
TXRHF-97033-BLK	3/8"
TXRHF-97044-BLK	1/2"
TXRHF-97055-BLK	3/4"
Aluminum Hex NPT Plug	
TXRHF-97111-BLK	1/8"
TXRHF-97133-BLK	3/8"
TXRHF-97144-BLK	1/2"





Inboard Brake Kits

Inboard brake kits are extremely popular among professional Sprint Car racers. These are the lightest .810" kits available.

Part No.	Description
RDB410-8100B	Round Titanium Rotor, Black
RDB410-8113	New Style, 3/8" Thick Rotor
RDB410-8113B	New Style, 3/8" Thick Rotor, Black

[RDBTS-380-1040-655](#)

Titanium Rotors

Titanium, chrome moly ceramic-coated rotors are much stronger, with added gussets on the inside diameter and increased vane thickness. 7 pounds lighter than cast iron with three to four times the tensile and yield strength.

Part No.	Description
RDBT-250-1000-3	Rotor, Left Front
RDBTS-810-1040-655	Rotor, Inboard Round, Floating
RDBTS-380-1040-655	Rotor, Inboard, 3/8" Thick, New Style

Left Front Brake Kits

Part No.	Description
RDB410-7200	Left Front Brake Kit, Titanium Rotor
RDB410-7200B	Left Front Brake Kit with Titanium Rotor, Black
RDB900-1310	Sliders for LF Caliper, Large
RDB900-1400	Aluminum Bleeders
RDB980-1200	Clevis Pin for LF Brake Caliper



Hardware and Clamps

Part No.	Description
RDB920-1104	Hub for Inboard Rotor with Bolts
RDB980-4105	Bolts to Mount Caliper to Rear
RDB980-6000	For Sprint and Midget Front Rotors
RDB980-6220	0.125" x "1 Tall Aluminum Button Style



[RDB980-6220](#)

Right or Left Rear Brake Kits

The advantage of the left rear brake over the right rear is that it helps hold the left rear down. This enables the car to turn faster and also provides more left rear drive up off the turn.

Part No.	Description
RDB410-9400	Left or Right Rear Brake Kit with Titanium Rotor
RDB410-9400B	Left or Right Rear Brake Kit with Titanium Rotor, Black
RDB980-2172	Clevis Pin for LR/RR Brake Caliper



Brake Pads

RDBUL-101

Semi-metallic pad is designed for Red Devil Ultra-Lite 300, Outlaw 3000 and 4000, and Wilwood Superlite calipers. Pad is 4.75" long x .775" thick. Sold each.



RDBUL-104

Full-metallic pad is made for Red Devil Ultra-Lite single piston floating Outlaw 1000 and Wilwood Dynalite single-piston calipers. Pad is 1.97" long x .450" thick. Sold each.



RDBUL-200

Full-metallic pad is for use with Red Devil Ultra-Lite 270, Feather-Lite and LW 200 calipers. Pad is 4" long x .450" thick. For the .810" rotor. Sold each.



RDBUL-200-480

Full-metallic pad is for use with the new inboard calipers. Pad is 4" long x .450" thick. For the 3/8" thick rotor. Sold each.



RDBUL-237

Full metallic brake pads are made specifically for use with Red Devil Ultra-Lite 300 and Wilwood Dynalite bridge bolt calipers. Pad is 2.745" long x .450" thick. Sold each.



RDBUL-300

Pad is designed for use with Red Devil Ultra-Lite 230, 240, and 250 calipers. Sold each.



Heat Shields

Shields are .065" thick titanium.

Part No.	Description
RDB170-0104	Shield for LF Caliper
RDB170-0200	Shields for Inboard Caliper



Calipers

[RDB140-1006B](#)

Calipers have 6061-T6 aluminum billet housings, PTFE-coated pistons with titanium domes, 600°F O-rings, and hard-coat outer surfaces.



Part No.	Description
RDB140-1006	Single Piston, Floating LF
RDB140-1006B	Single Piston, Floating LF, Black
RDB140-2078	Inboard, Feather Lite, .810" Radial Mount
RDB140-2433B	Rear Caliper, Right or Left, Black
RDB140-2078B	Feather Lite Sprint Inboard Caliper, 3.5" Radial Mount, 1.750"/1.875" Pistons, Black

Caliper Brackets

Part No.	Description
RDB930-0255	Left Front Sprint, Floating, Includes Two .250" Thick Spacers
RDB935-0541	Inboard, 4-Bolt Mount, Large Rear
RDB935-6258	Inboard, Caliper Bracket, Standard



[RDB935-6258](#)

Brake Fluid

Rated for extreme service and 600°F plus dry boiling point for severe braking conditions. A non-silicone base fluid that will not turn black, it has special additives that lubricate and prevent galling. Guaranteed O-ring friendly. Sold in 12- or 32-oz. bottles.



12-oz. Bottle	32-oz. Bottle
RDB900-1012	RDB900-1032

ULTRA-SHIELD

RACE PRODUCTS

SFI 39.2 Sprint 10° Layback Seats **NEW!**

Fabricated from 5052 aluminum, 39.2 SFI-approved Sprint seat features a 10° layback design. Seat includes SFI 45.2 approved foam in the right and left head supports and a 15" deep bottom for added support. The head support bolts to the seat, allowing an easier install. Offered in 14" through 17" hip widths, seat is sold complete with black cover.



Part No.	Description
ULT3921400K	14" Sprint Seat with Cover
ULT3921500K	15" Sprint Seat with Cover
ULT3921600K	16" Sprint Seat with Cover
ULT3921700K	17" Sprint Seat with Cover

Economy Full Containment Halo Seats

These full containment seats are designed to give racers a real, full containment seat at an economy price. Made from .125" 5052 aluminum with an aluminum extrusion around the perimeter of the seat and seat belts. New two-piece design allows for smaller packaging and easier installation into tight cars. Available in 10° layback with ribs set at 17" high. Sold complete with full black cover.



Size	10° Seat Part No.
14"	ULTFC410
15"	ULTFC510
16"	ULTFC610
17"	ULTFC710
18"	ULTFC810

VS Halo Seats **NEW!**

VS (Value Series) racing seats are constructed from .100" thick 5052 aluminum and feature reinforced halo, shoulders, torso, and thigh areas. Head support bolts to seat, easing installation. Available in 13" through 18" hip sizes with 10° or 20° layback in standard (25" shoulder belt holes) or 1" tall (26" shoulder belt holes) versions. Sold complete with black cover.



Size	Standard Part No.
14", 10°	ULTFC2410K
15", 10°	ULTFC2510K
16", 10°	ULTFC2610K
17", 10°	ULTFC2710K
18", 10°	ULTFC2810K

Full-Containment Halo Seats

Designed to give racers a real full-containment seat at an economy price, these seats are made from .125" 5052 aluminum with an aluminum extrusion around the perimeter of the seat and seat belts. New two-piece design allows for smaller packaging and easier installation into tight cars. Available in 10° layback with ribs set at 17" high. Sold complete with full black cover.



Size	10° Seat Part No.
14"	ULTFC410
15"	ULTFC510
16"	ULTFC610
17"	ULTFC710
18"	ULTFC810

Replacement Buttons

Eccentric buttons replace worn shield buttons to securely mount tear-aways.



Part No.	Description
ULT1901	Aluminum Buttons, Pair
ULT1902	Plastic Buttons, Pair

Leg Supports

Leg supports, offered in standard or lightweight versions, bolt directly to the seat bottom for added leg and knee protection in the event of a crash. Cover, in black only, must be purchased separately.



Description	Leg Support	Cover
Right Leg Support	—	ULT91041
Left Leg Support	ULT91050K	ULT91051
Lightweight Right Leg Support	ULT91060K	ULT91041
Lightweight Left Leg Support	ULT91071K	ULT91051

Sprint Knee Guard Cover [ULT91081K](#)

Fastens to sides of seat bottom for added protection of knees in sprint cars. Black.



Tearaways

Ultra-Shield tearaways are made from high-quality, specially coated 2-mil plastic for a tight, wrinkle-free fit. Coating provides maximum visibility without distortion. Standard tear-aways are sold in a box of 200, while smoke-tinted are offered in packs of five.



Description	Box (200 Pcs.)	Smoke (5 Pcs.)
11-1/2" Post Centers/Straight/Simpson, Arai, Racequip	ULT01201	ULTS01
12-3/8" Post Centers/Curved/Bell, G-Force, Pyrotech	ULT01202	ULTS02
11-1/2" Post Centers/Curved/Simpson SX, Voyager	ULT01203	ULTS03
11-1/2" Post Centers/Nose Notch/Simpson RX, Bandit, Diamondback	ULT01204	ULTS04
11-1/2" Post Centers/3"/Impact Champ	ULT01207	ULTS07
12" Post Centers/Straight/Simpson (Older Bandits), Sparco	ULT01208	—
13" Post Centers/Curved/Simpson Shark	ULT01209	ULTS09
11-1/2" Post Centers/Bell SE03/SE05, GP.3, GTX.3, GT5, HP5	ULT01211	ULTS11
10-3/4" Post Centers/Bieffe	ULT01212	—
13" Post Centers/Simpson Shark, Vudo, Draft, Spider, Invader, Valor	ULT01213	ULTS13
11-3/4" Post Centers/Impact Vapor, Charger	ULT01214	ULTS14
11-3/4" Post Centers/Impact Champ	ULT01215B	—
10-7/8" Post Centers/Bell X-15, Impact Little Champ	ULT01216B	—
11-1/2" Post Centers/Straight/HJC	ULT01217	—
12-1/4" Post Centers/Curved/Bell Vador	ULT01218	ULTS18
12-3/8" Post Centers/Arai Auto Line	ULT01220	ULTS20
12-3/8" Post Centers/Bell 281/288, Sport, M.4, BR.1	ULT01222	ULTS22
12-1/4" Post Centers/Bell 287, GP2, GTX.2, M.8, Dominator, Star Infusion	ULT01223	—
12-1/4" Post Centers/Bell 276, K.1 Sport	ULT01224	ULTS24
12-1/4" Post Centers/Curved/Bell Star	ULT01225	ULTS25
12-3/4" Post Centers/Bell SE07	ULT01227	—
13" Post Centers, Simpson Venator	ULT01229	—
11-5/8" Post Centers/Impact Vapor, Charger	ULT01230	ULTS30
12-1/4" Post Centers/Zamp RZ-34, RZ-34H, RZ-55, FSA-2	ULT01256	ULTS56
12-3/8" Post Centers/Bell Sport EV, Racequip	ULT01280	ULTS80

ULTRA SHIELD

RACE PRODUCTS

Latch-and-Link 5-Pt. Racing Harnesses **NEW!**

Constructed using high strength, 3" and 1-3/4" polyester webbing with forged, "duckbill" latch, 5-pt. harnesses meet SFI 16.1 specifications. Standard harness has a 3" latch, while Sprint unit includes a 2" latch. Includes wrap-around ends on webbing with bolt-in plates included. HANS-compatible harnesses include 3" shoulder belts that transition to 1-3/4". Choose from black, blue, or red.



Black	Blue	Red
Standard Harness, Individual Shoulder		
ULTHB22001	ULTHB22003	—
HANS Harness, Individual Shoulder		
ULTHB22001H	—	—
Sprint Harness, Individual Shoulder		
ULTHB22031	—	ULTHB22032
ULTHB22031SPL *	—	—
Sprint HANS Harness, Individual Shoulder		
ULTHB22031H	—	—
Standard Harness, "V" Shoulder		
ULTHB22031V	—	—
Junior Harness, Individual Shoulder, 2"		
ULTHB46031	—	—

* Signifies harness with single pull lap adjuster.

Camlock 5-Pt. Racing Harnesses **NEW!**

Top-of-the-line, 5-pt. racing harnesses utilize a machined, quarter-turn cam-lock buckle that is combined with high-strength 3" and 1-3/4" polyester webbing. Meeting SFI 16.1 specifications, wrap-around ends are installed on webbing with included bolt-in plates. Offered in black only.



Part No.	Description
Standard Harness, Individual Shoulder	
ULTHB22411	Pull-Down Adjust
Junior Harness, Individual Shoulder	
ULTHB46201	3", Pull-Down Adjust

Arm Restraints

Arm restraints are made from 1" wide polypropylene webbing. Y-type restraints are offered in SFI 3.3 approved for junior, non-SFI configurations. Sold per pair. Black only.



Part No.	Description
ULT38511	Arm Restraints, SFI-Approved
ULT48511	Jr. Arm Restraints, Non-SFI

vibrant performance **NEW VENDOR**

Weld Bungs

Male and female aluminum and mild steel weld bungs for radiators, oil pans, custom tanks, and plumbing.

Steel	Aluminum	Description
Male		
—	VIB11150	-4AN, 7/16"-20 SAE Thread, 3/4" Flange O.D.
VIB11251	VIB11151	-6AN, 9/16"-18, 7/8" Flange O.D.
VIB11252	VIB11152	-8AN, 3/4"-16, 1" Flange O.D.
VIB11253	VIB11153	-10AN, 7/8"-14, 1-1/8" Flange O.D.
VIB11254	VIB11154	-12AN, 1-1/16"-12, 1-3/8" Flange O.D.
VIB11255	VIB11155	-16AN, 1-5/16"-12, 1-5/8" Flange O.D.
VIB11256	VIB11156	-20AN, 1-5/8"-12, 1-3/4" Flange O.D.
Female		
—	VIB11164	-12AN, 1-1/16", 1-3/8" O.D.
VIB11270	VIB11170	1/8"-27 NPT, 3/4" O.D.
VIB11271	VIB11171	1/4"-18 NPT, 7/8" O.D.
VIB11273	VIB11173	1/2"-14 NPT, 1-1/4" O.D.
VIB11274	—	3/4"-14 NPT, 1-3/8" O.D.
—	VIB11175	1"-11 NPT, 1-5/8" O.D.



VIB11150



VIB11270

Push-On Style Hose End Fittings

Manufactured from durable 6061 aluminum alloy, push-on style fittings have a black anodized finish. Offered in a variety of configurations and sizes.



Size	Straight	45°	90°	120°	150°	180°
-4	VIB22004	—	VIB22904	—	—	—
-6	VIB22006	VIB22406	VIB22906	VIB22206	VIB22506	VIB22806
-8	VIB22008	VIB22408	VIB22908	VIB22208	—	VIB22808
-10	VIB22010	VIB22410	VIB22910	VIB22210	—	—
-12	VIB22012	VIB22412	VIB22912	—	—	—

Synthetic Rubber/Nylon Braided Flex Hose

Lightweight, durable synthetic rubber/nylon hose is fully compatible with oil, water, coolant, and fuel, including E85. Capable of handling operating temperatures from -40° to 300°F and elevated pressures up to 500 PSI.



Hose Size	2' Length	5' Length	10' Length	20' Length
Black Hose				
-4	VIB11954	VIB11984	VIB11964	VIB11974
-6	VIB11956	VIB11986	VIB11966	VIB11976
-8	VIB11958	VIB11988	VIB11968	VIB11978
-10	VIB11960	VIB11990	VIB11970	VIB11980
-12	VIB11962	VIB11992	VIB11972	VIB11982
-16	VIB11963	VIB11993	VIB11973	VIB11983
-20	VIB11965	VIB11995	VIB11975	VIB11985
Black Hose With Red Tracer				
-4	—	VIB11984R	VIB11964R	—
-6	VIB11956R	VIB11986R	VIB11966R	VIB11976R
-8	—	VIB11988R	VIB11968R	VIB11978R
-10	—	VIB11990R	VIB11970R	VIB11980R
-12	—	VIB11992R	VIB11972R	VIB11982R
Black Hose With Blue Tracer				
-4	—	—	VIB11964B	VIB11974B
-6	—	VIB11986B	VIB11966B	VIB11976B
-8	—	VIB11988B	VIB11968B	VIB11978B
-10	—	VIB11990B	VIB11970B	VIB11980B
-12	—	VIB11992B	VIB11972B	VIB11982B

Hose Cutting Shears

VIB2989

Heavy-duty steel shears quickly and precisely cut through -3AN to -20AN braided or non-braided flex hose.



Stainless Steel Braided Flex Hose

Premium-quality hose is capable of withstanding -40° to 300°F and pressures of up to 1,000 PSI. Hose has a T300 stainless steel braided cover and is suited for use with oil, water, coolant, and most fuels, including E85.



Hose Size	2' Length	5' Length	10' Length	20' Length
-4	VIB11904	VIB11934	VIB11914	VIB11924
-6	VIB11906	VIB11936	VIB11916	VIB11926
-8	VIB11908	VIB11938	VIB11918	VIB11928
-10	VIB11910	VIB11940	VIB11920	VIB11930
-12	VIB11912	VIB11942	VIB11922	VIB11932
-16	VIB11913	VIB11943	VIB11923	VIB11933
-20	VIB11915	VIB11945	—	—

PTFE-Lined Flex Hose

Fully compatible with a wide range of coolants and lubricants, hose has a PTFE-lined inner and is offered with a durable, braided black nylon outer.



Part No.	Description
VIB18976	Braided Black Nylon Hose, -6AN x 20'

Male Hose End Fittings

Identical to traditional aluminum hose ends, yet with a male flare. Offered in straight, non-swivel only. Black anodized.



Size	Part No.
-6	VIB24006
-8	VIB24008
-10	VIB24010

Hose End to ORB Fittings

Offered in 45° and 90° versions, special hose ends simplify plumbing by allowing direct connection of hose end to applications featuring ORB ports. Black anodized.



Dash Size	ORB Size	45°	90°
-6	-6 (9/16"-18)	VIB24402	VIB24902
-6	-8 (3/4"-16)	—	VIB24903
-8	-8 (3/4"-16)	VIB24405	VIB24905
-10	-10 (7/8"-14)	VIB24408	VIB24908
-12	-10 (7/8"-14)	VIB24410	VIB24910
-12	-12 (1-1/16"-12)	VIB24411	VIB24911
-16	-12 (1-1/16"-12)	—	VIB24912
-16	-16 (1-5/16"-12)	VIB24414	VIB24914

Hose End Fittings

Constructed from durable 6061 aluminum alloy with a black anodized finish, swivel-style hose end fittings are offered in a variety of configurations and sizes.



Size	Straight	30°	45°	60°	90°	90° Forged	120°	150°	180°
-4	VIB21004	VIB21304	VIB21404	VIB21604	VIB21904	—	VIB21204	VIB21504	VIB21804
-6	VIB21006	VIB21306	VIB21406	VIB21606	VIB21906	VIB21986	VIB21206	VIB21506	VIB21806
-8	VIB21008	VIB21308	VIB21408	VIB21608	VIB21908	—	VIB21208	VIB21508	VIB21808
-10	VIB21010	VIB21310	VIB21410	VIB21610	VIB21910	VIB21990	VIB21210	VIB21510	VIB21810
-12	VIB21012	VIB21312	VIB21412	VIB21612	VIB21912	—	VIB21212	VIB21512	VIB21812
-16	VIB21016	VIB21316	VIB21416	VIB21616	VIB21916	VIB21996	VIB21216	VIB21516	VIB21816
-20	VIB21020	VIB21320	VIB21420	VIB21620	VIB21920	VIB21820	VIB21220	VIB21520	VIB21820

Hose End to NPT Fittings

Dash Size	NPT Size	Straight	45°	90°
-6	1/4"	—	—	VIB26901
-6	3/8"	VIB26002	—	VIB26902
-8	3/8"	—	VIB26404	VIB26904
-8	1/2"	—	—	VIB26905
-10	3/8"	VIB26006	—	VIB26906
-10	1/2"	VIB26007	VIB26407	VIB26907



Aluminum AN Flare Adapters Union

Part No.	"A" Dash Size	"B" Dash Size
VIB10230	-3	-3
VIB10232	-6	-6
VIB10233	-8	-8
VIB10234	-10	-10
VIB10235	-12	-12
VIB10236	-16	-16



90° Union

Part No.	"A" Dash Size	"B" Dash Size
VIB10550	-3	-3
VIB10555	-12	-12



Female Union

Part No.	"A" Dash Size	"B" Dash Size
VIB10700	-3	-3
VIB10701	-4	-4
VIB10702	-6	-6
VIB10703	-8	-8
VIB10704	-10	-10
VIB10705	-12	-12
VIB10706	-16	-16



Female 45° Union

Part No.	"A" Dash Size	"B" Dash Size
VIB10712	-6	-6
VIB10713	-8	-8
VIB10714	-10	-10
VIB10715	-12	-12



Female 90° Union

Part No.	"A" Dash Size	"B" Dash Size
VIB10731	-4	-4
VIB10732	-6	-6
VIB10733	-8	-8
VIB10734	-10	-10
VIB10735	-12	-12



Aluminum AN Flare Adapters - Cont. Male Reducer

Part No.	"A" Dash Size	"B" Dash Size
VIB10432	-6	-8
VIB10433	-6	-10
VIB10434	-8	-10



Female to Male Reducer

Part No.	"A"/Female Dash Size	"B"/Male Dash Size
VIB10830	-4	-3
VIB10832	-6	-4
VIB10833	-8	-6
VIB10834	-10	-6
VIB10835	-10	-8
VIB10837	-12	-10



Female to Male Expander

Part No.	"A"/Female Dash Size	"B"/Male Dash Size
VIB10841	-4	-6
VIB10842	-6	-8
VIB10843	-8	-10
VIB10844	-10	-12



Flare Tee

Part No.	"A" Dash Size	"B" Dash Size	"C" Dash Size
VIB10480	-3	-3	-3
VIB10481	-4	-4	-4
VIB10482	-6	-6	-6
VIB10483	-8	-8	-8
VIB10484	-10	-10	-10



Aluminum Tubing Adapters

Specialized fittings allow mating aluminum tubing to AN-sized fittings. Each fitting includes brass olive insert.

Male	Female
-6AN to .3125" (5/16") Tube Size	
VIB16455	VIB16445
-6AN to .375" (3/8") Tube Size	
VIB16456	VIB16446
-8AN to .500" (1/2") Tube Size	
VIB16458	VIB16448



Aluminum Hard Line

Lightweight aluminum hard line is suited to a variety of applications. Sold in 25' rolls.

Part No.	Description
VIB16410	5/16" O.D.
VIB16411	3/8" O.D.
VIB16412	1/2" O.D.



Flare to Hose Barb

Part No.	"A" Dash Size	"B" Hose Size
VIB11207	-6	3/8"
VIB11208	-8	1/2"
VIB11209	-10	1/2"



Female Flare to Hose Barb

Part No.	"A" Dash Size	"B" Hose Size
VIB11215	-6	5/16"



**Aluminum AN Flare Adapters - Cont.
Straight Bulkhead**

Part No.	Dash Size
VIB10680	-3
VIB10682	-6
VIB10686	-16



90° Bulkhead

Part No.	"A" Dash Size	"B" Dash Size
VIB10610	-6	-6
VIB10611	-8	-8
VIB10612	-10	-10



Tee Bulkhead on the Side

Part No.	"A" Dash Size	"B" Dash Size	"C" Dash Size
VIB10616	-3	-3	-3



Fuel Cell Bulkhead

Part No.	Dash Size
VIB16896	-16



Bulkhead Locknut

Part No.	Dash Size
VIB10692	-6



Flare Cap

Part No.	Dash Size
VIB10451	-4
VIB10452	-6
VIB10453	-8
VIB10454	-10
VIB10455	-12



Flare Plugs

Part No.	Dash Size
VIB10442	-6AN
VIB10444	-10AN



Low-Profile Port Plug

Part No.	Dash Size
VIB10993	-8



Inverted Flare-to-AN Adapter

Part No.	"B" Flare Size
VIB16436	5/8"-18



**Aluminum AN Flare Adapters - Cont.
Flare to ORB**

Part No.	"A" Dash Size	"B" Dash Size
VIB16822	-4	-6 (9/16"-18)
VIB16826	-6	-6 (9/16"-18)
VIB16827	-6	-8 (3/4"-16)
VIB16828	-6	-10 (7/8"-14)
VIB16830	-8	-6 (9/16"-18)
VIB16831	-8	-8 (3/4"-16)
VIB16832	-8	-10 (7/8"-14)
VIB16833	-8	-12 (1-1/16"-12)
VIB16834	-10	-6 (9/16"-18)
VIB16835	-10	-8 (3/4"-16)
VIB16836	-10	-10 (7/8"-14)
VIB16837	-10	-12 (1-1/16"-12)
VIB16840	-12	-10 (7/8"-14)
VIB16841	-12	-12 (1-1/16"-12)
VIB16844	-16	-12 (1-1/16"-12)
VIB16845	-16	-16 (1-5/16"-12)



Aluminum Flare-to-Pipe Adapters

Dash Size	NPT Size	Straight	45°	90°
-3	1/8"	VIB10290 *	—	—
-3	1/8"	VIB10291	VIB10240	VIB10250A †
-4	1/8"	VIB10292 *	—	—
-4	1/8"	VIB10293	VIB10241	VIB10251A †
-4	1/4"	VIB10216	—	VIB10256
-4	3/8"	VIB10213	—	VIB10286
-6	1/8"	VIB10217	—	—
-6	1/4"	VIB10220	VIB10242	VIB10252A †
-6	3/8"	VIB10222	VIB10245	VIB10258
-6	1/2"	VIB10218	—	VIB10249
-8	1/4"	—	—	VIB10267
-8	3/8"	VIB10221	—	VIB10253
-8	1/2"	VIB10225	—	VIB10268
-10	3/8"	VIB10223	—	VIB10259
-10	1/2"	VIB10294	VIB10297	VIB10254
-10	3/4"	VIB10226	—	VIB10299
-12	1/2"	VIB10227	—	—
-12	3/4"	VIB10224	—	VIB10255
-16	1"	VIB10228	—	—

* Signifies steel fitting. † Signifies blue anodized.



Tee Pipe on the Side

Part No.	"A" Dash Size	"B" Dash Size	"C" NPT Size
VIB10460	-3	-3	1/8"



Aluminum Pipe Adapters Male NPT Nipple

Part No.	NPT Size
VIB10370	1/8"



Female NPT Coupler

Part No.	NPT Size
VIB10383	1/2"



Female NPT Adapter

Part No.	"A" NPT Size	"B" NPT Size	"C" NPT Size
VIB10860	1/8"	1/8"	1/8"
VIB10863	1/2"	1/2"	1/2"



Male NPT to Hose Barb

Part No.	"A" NPT Size	"B" Hose Size
VIB11200	1/8"	1/4"
VIB11202	3/8"	1/2"
VIB11203	1/2"	5/8"
VIB11204	3/4"	3/4"



Male NPT to 45° Hose Barb

Part No.	"A" NPT Size	"B" Hose Size
VIB11220	1/8"	1/4"
VIB11221	1/4"	3/8"
VIB11222	3/8"	1/2"
VIB11223	1/2"	5/8"
VIB11224	3/4"	3/4"



Male NPT to 90° Hose Barb

Part No.	"A" NPT Size	"B" Hose Size
VIB11230	1/8"	1/4"
VIB11231	1/4"	3/8"
VIB11232	3/8"	1/2"
VIB11233	1/2"	5/8"
VIB11234	3/4"	3/4"



Stainless Steel Cushion P-Clamps

Lightweight, stainless steel cushion clamps are commonly used to secure fuel, brake or transmission lines. Sold in pack of 10.



Part No.	Description
VIB17190	Fits 1/4" O.D. Hose
VIB17191	Fits 5/16" O.D. Hose
VIB17192	Fits 1/2" O.D. Hose
VIB17193	Fits 5/8" O.D. Hose
VIB17194	Fits 3/4" O.D. Hose
VIB17195	Fits 1" O.D. Hose

Aluminum Pipe Adapters - Cont. Internal Allen NPT Plug

Part No.	NPT Size
VIB10490	1/8"
VIB10491	1/4"
VIB10492	3/8"
VIB10493	1/2"
VIB10494	3/4"



Billet Y-Block

Part No.	"A" NPT Size	"B" NPT Size	"C" NPT Size	"D" NPT Size
VIB10820	3/8"	3/8"	3/8"	1/8"
VIB10821	1/2"	3/8"	3/8"	1/8"
VIB10822	1/2"	1/2"	1/2"	1/8"



Pressure Gauge Adapters

Part No.	Description
1/8" NPT Port	
VIB16484	-4AN Female to -4AN Male Union
VIB16486	-6AN Female to -6AN Male Union
VIB16488	-8AN Female to -8AN Male Union



Dry-Break Quick-Release Adapter Fittings

Lightweight, billet 6061 aluminum fittings allow quick disconnection of fuel, oil, coolant, or transmission lines without leakage.

NOTE: Not for use with brake or other hydraulic pressure systems.



Part No.	Description
VIB20806	-6AN
VIB20808	-8AN

One Way Check Valves

Durable, 6061 aluminum in-line one-way check valves are offered in ball or flapper style. Black anodized.



Part No.	Description
VIB11118	Ball Style Check Valve, -8AN Male & -8AN Female Ports
VIB11187	Flapper Style Check Valve, -6AN Male Ports

AN Wrench Set VIB20989

Wrench set eases the tightening or loosening of AN-style fittings, preventing slipping and the associated damage. Wrenches are made from durable black anodized billet aluminum. Set includes -4AN, -6AN, -8AN, -10AN, -12AN and -16AN. Wrenches may also be purchased separately.



Part No.	Description
VIB20906	-6AN Wrench Only
VIB20916	-16AN Wrench Only

Aluminum Vise Jaws VIB20990

Set installs in most popular vises, and allows the securing of aluminum fittings during assembly. Made from durable billet aluminum.



Weld-On Radiator Filler Neck

Required when fabricating radiators, overflow tanks, etc., filler neck is machined from durable billet aluminum.



Part No.	Description
VIB20982	Weld-On Radiator Filler Neck
VIB20983	Radiator Cap for Filler Neck

Crankcase Breather Filters

Breathers use a cotton gauze element and are topped with a chrome cap.



Part No.	Cone Diameter	Filter Height	Inlet Diameter
VIB2164	2-3/16"	2-5/8"	3/4"
VIB2165	2-3/16"	2-5/8"	3/8"
VIB2168	2-3/16"	2-5/8"	1"

Heat Protect Flexible Sleeveing

Fiberglass-based material offers protection to wiring, hoses, and cables from heat and abrasion. Capable of withstanding up to 500°F. Black only.



Part No.	Description
VIB25810	1/2" I.D. x 5' Long
VIB25811	3/4" I.D. x 5' Long
VIB25812	7/8" I.D. x 5' Long
VIB25813	1" I.D. x 5' Long
VIB25815	5/8" I.D. x 5' Long

ExtremeShield 1200 Flexible Tubing

Consisting of an aluminized outer layer bonded to fiberglass, ExtremeShield 1200 provides protection to wires, hoses, and cables from temperatures up to 1,200°F. Silver only. **NOTE: Measure components to be covered carefully as ExtremeShield 1200 is not expandable.**



Part No.	Description
VIB25820	1/2" I.D. x 5' Long
VIB25821	3/4" I.D. x 5' Long

ExtremeShield 1400 Flexible Reflective Wrap

Aluminized thermal reflective wrap split tubing is ideal for use on components that may not be easily disassembled such as wiring or cables. Pre-formed split tubing includes a high-temperature adhesive strip to offer protection from temperatures up to 1,400°F. Silver only.



Part No.	Description
VIB25830	1/2" I.D. x 4' Long
VIB25831	3/4" I.D. x 4' Long
VIB25832	1" I.D. x 4' Long
VIB25833	1-1/4" I.D. x 4' Long
VIB25834	1-1/2" I.D. x 4' Long

Spark Plug Boot Insulators

Slip-on, braided fiberglass insulation sleeves are 3/4" dia. x 8" long, and provide effective protection to spark plug boots from temperatures up to 1,200°F. Choose from natural or black. Sold in packs of four.



Part No.	Description
VIB25890	Natural
VIB25891	Black

Flexible Split Sleeveing

Flexible and lightweight, polyethylene tubing is tough enough to withstand up to 100 PSI and temperatures up to 140°F and may be used to protect coolant hoses, cables, wires, etc. Flexible braided sleeves may be installed without disassembly.



Part No.	Description
VIB25800	1/4" I.D. x 10' Long
VIB25801	1/2" I.D. x 10' Long
VIB25802	3/4" I.D. x 10' Long
VIB25804	1" I.D. x 5' Long
VIB25806	1-1/2" I.D. x 5' Long

Line Separators

Aluminum line separators allow neatly pairing vacuum, brake, or fuel lines.

Part No.	Description
VIB20605	3/16" I.D. Holes
VIB20606	1/4" I.D. Holes
VIB20608	5/16" I.D. Holes
VIB20609	3/8" I.D. Holes
VIB20611	7/16" I.D. Holes
VIB20612	1/2" I.D. Holes
VIB20613	17/32" I.D. Holes
VIB20614	9/16" I.D. Holes
VIB20616	5/8" I.D. Holes
VIB20617	11/16" I.D. Holes
VIB20619	3/4" I.D. Holes
VIB20620	13/16" I.D. Holes
VIB20622	7/8" I.D. Holes
VIB20624	15/16" I.D. Holes
VIB20625	1" I.D. Holes



Universal Oil Feed Lines

Each PTFE-lined stainless steel hose is ready to install and fitted with female AN fittings.

Part No.	Description
VIB10271	-3AN Hose, 3' Long
VIB10272	-3AN Hose, 4' Long
VIB10275	-4AN Hose, 2' Long
VIB10276	-4AN Hose, 3' Long
VIB10277	-4AN Hose, 4' Long



Oil Restrictor Fitting Kits

Allows effectively limiting oil flow to the turbo, thereby preventing oil seal damage. Each kit includes (1) .030" and (1) .045" threaded restrictors, fitting with .060" oil passage, Allen key, and Loctite.

Part No.	Description
VIB10287	-4AN x 7/16"-24
VIB10288	-3AN x 1/8" NPT
VIB10289	-4AN x 1/8" NPT



Push-On Style Hose

Premium-quality AN hose, engineered for use with Vibrant push-on style hose ends and fittings, is suitable for use with oil, water, coolant, vacuum, and fuel, including E85. Hose withstands -40° to 212°F at up to 250 PSI. Hose clamps are required when oil system temperatures exceed 150°F.

Hose Size	10' Length	20' Length
-6	VIB16316	VIB16326
-8	VIB16318	VIB16328
-10	VIB16320	VIB16330
-12	VIB16322	VIB16332





All-In-One Silicone

Premium-grade RTV silicone can fulfill all of a racer's sealing needs. Colors are low-volatility, oxygen sensor-safe, and will withstand high temperatures. 3-oz. tubes or 11.3-oz. cartridges.

Description	3-oz. Tube	11.3-oz. Cartridge
Clear All-in-One Silicone	VLC71105	VLC71112
Black All-in-One Silicone	VLC71135	VLC71142
Aluminum All-in-One Silicone	VLC71195	VLC71202



Peeler VLC71688

Removes silicone, paper, or fiber gasket material more quickly and easily than a gasket scraper. Short, easy-to-hold Peeler has a unique, self-leveling blade assembly that won't dig in or gouge surfaces and maintains a good, sharp cutting edge.



Thread Locker, Medium Strength Blue VLC71620

Anaerobic compounds developed for locking, retaining, and sealing fasteners or components will work in a wide temperature range and resist water and lubricants. Available in medium strength for parts that need periodic disassembly. 10-ml bottle.



Tube-Grip® VLC71416

Tube-Grip® is an innovative, 14-gauge steel tool that can easily dispense material from flexible tubes with no waste. Applies 10 times the pressure of squeezing by hand and dispenses up to 35% more material out of each tube.



White Lithium Grease VLC795903

Multi-purpose, 12-hydroxy, lithium-based grease has outstanding resistance to water and is perfect for high-speed, heavy-load applications. Mechanically stable lubricant also contains oxidation and corrosion inhibitors. 8-oz. tube.



Hylomar® Gasket Maker

Non-hardening, polyurethane-based Hylomar is impervious to gasoline, oil, and any automotive fluid. Use Hylomar as a gasket maker, gasket dressing, or thread sealant.



Part No.	Description
VLC71255	Hylomar Blue, Medium, 1.5-oz. Tube
VLC71260	Hylomar Blue, Medium, 250-ml Brush-Top Can
VLC71283	Hylomar Blue, Medium, 100 Gram Tube
VLC71301	Hylomar, 3.5-oz. Tube
VLC71522*	Hylomar M, 2.5-oz. Tube
VLC71963	Hylomar Blue, 8.5-oz. Brush-Top Can

* Hylomar M was previously known as Racing Formula.

Magic Mix® Metal Cleaner and Polish

The "Lazy Man's Polish" shines and protects aluminum, stainless steel, diamond plate, brass, gold, silver, magnesium, and copper. Magic Mix® removes oxidation, tar, and bugs from paint and even removes rust from chrome. For tough stains, clean and prepare metal with Magic Mix® metal cleaner.

Part No.	Description
VLC71610	Magic Mix® Cleaner and Polish Set, 8-oz. Each
VLC71611	Magic Mix® Polish, 8-oz. Bottle
VLC71640	Magic Mix® Polish, 16-oz. Bottle
VLC71644	Magic Mix Speed Wax, 16-oz. Bottle



HV-350™ Adhesive/Sealant

VLC71155

Valco HV-350's elasticity and abrasion resistance make it ideal for high-vibration applications. Sandable material bonds both chemically and mechanically, and can be used on porous and non-porous substrates such as wood, glass, plastic, vinyl, metal, fabric, and even concrete. Can be thinned with solvents such as Valco Solvent 184 or lacquer thinner and be brushed on as a protective coating. Sold in 3.35-oz. tube.



Epoxi•Putty VLC71636

Kneadable steel-reinforced Epoxy•Putty cures rock-hard within minutes of mixing. Can be drilled, tapped, or filed after 1 hour and can withstand temperatures up to 500°F. Packaged in 2-oz. clear cylinder with cap.



Gel Lube VLC71756

Unique cam lubricant sprays on as a liquid and instantly forms into a gel. Ideal for use during engine assembly to prevent corrosion. Blends together with motor oil. Excellent corrosion protection for any engine or transmission which will be stored.



Ground
Shipment
Only



Valvoline

VR1 Racing Formula Motor Oil

Oil is used by circle track racers in all classes. Reduces engine wear and sludge, controls foaming and maintains peak engine power. Sold in one-quart bottles.

Description	Part No.
SAE 10W-30	VAL822388-C
SAE 20W-50	VAL822347-C
SAE 30	VAL822401-C
SAE 40	VAL822390-C
SAE 50	VAL822350-C
SAE 60	VAL822403-C



Automatic Transmission Fluid Type F VAL822387-C

Premium quality transmission fluid meets Ford spec. M2C33-F. Sold in one-quart bottles.



Durablend® Motor Oil

The #1 selling semi-synthetic motor oil in the U.S. Provides anti-wear protection and greater high- and low-temperature protection. Sold in one-quart bottles.

Description	Part No.
SAE 5W-30	VAL291
SAE 10W-30	VAL296



High-Performance 75W90 Synthetic Gear Oil VAL975

100% synthetic, extreme-pressure 75W90 lubricant withstands high and low temperatures and may be used in conventional or limited slip differentials. Sold in one-quart bottles.



Synthetic Motor Oil

Valvoline's 100% synthetic motor oil delivers superior lubrication, performance, and extreme temperature protection. Extensive testing has proven increased horsepower, less wear, and cooler engine temperatures. Sold in one-quart bottles.

Description	Part No.
SAE 5W-30	VAL179
SAE 10W-30	VAL935
SAE 20W-50	VAL945



High-Performance 80W90 Gear Oil VAL831

Offers superior protection to differential gears and bearings. Meets or exceeds requirements in all rear axles, including limited slip types. Meets API Services GL-5, GL-6 ratings. Sold in one-quart bottles.



Premium Conventional Motor Oil

Specially formulated motor oils include advanced additive technology and premium base oils for high performance and enhanced engine life. Multi-viscosity grades offer protection, while mono-grade oils are formulated for warmer conditions. Sold in one-quart bottles.

Description	Part No.
SAE 5W-30	VAL797975-C
SAE 10W-30	VAL797578-C
SAE 10W-40	VAL797671-C
SAE 20W-50	VAL822344-C
SAE 30	VAL797978-C



Val-Plex EP® Grease VAL614

Premium-quality, multi-purpose wheel bearing grease is formulated for maximum performance and protection. Resists high temperatures and withstands heavy loads. One-pound can.





All VHT Items
Ground Shipment Only

Flameproof Coatings

Developed for the aerospace industry, heat-resistant coating is ideal for use on headers, exhaust manifolds, etc. 11-oz. aerosol can.

Part No.	Color
VHTSP101	Flat White
VHTSP102	Flat Black
VHTSP106	Flat Silver
VHTSP109	Flat Red
VHTSP110	Flat Blue
VHTSP114	Flat Orange
VHTSP115	Clear
VHTSP117	Flat Aluminum
VHTSP118	Flat White Primer



“Nu-Cast” Cast Coatings

Makes cast iron parts look like new. Produces that original look and is a “must have” item for that restoration project. 11-oz. aerosol can.

Part No.	Color
VHTSP995	Aluminum Paint
VHTSP997	Cast Iron Paint
VHTSP998	Header Paint



Engine Enamels

Urethane resins provide exceptional durability under the most severe conditions. Paint will withstand spills of the strong solvents and additives found in racing gasoline blends. 11-oz. aerosol can.

Part No.	Color
VHTSP120	Hemi Orange
VHTSP121	Bright Red
VHTSP122	Pontiac Blue
VHTSP123	Chevy Orange
VHTSP124	Gloss Black
VHTSP125	Ford Dark Blue
VHTSP126	Early Chrysler Blue
VHTSP127	Aluminum
VHTSP128	Gloss Yellow
VHTSP129	Gloss White
VHTSP130	Flat Black
VHTSP132	Universal Gold
VHTSP134	Ford Light Blue
VHTSP135	GM Blue
VHTSP137	Ford Grey
VHTSP138	Ford Corporate Blue
VHTSP139	GM Satin Black
VHTSP145	Gloss Clear



“Quick Coat” Enamels

Designed to provide a tough and durable enamel coating without heat curing or special processing. Ideal for professional or home use. 11-oz. aerosol can.

Part No.	Color
VHTSP501	Fire Red
VHTSP504	Gloss Black
VHTSP507	Bright Aluminum
VHTSP509	Gloss White
VHTSP510	Flat Black



Epoxy All-Weather Coatings

VHT Epoxy Coating produces a high-gloss porcelain-like hardness. The durable finish makes it an excellent choice. 11-oz. aerosol can.

Part No.	Color
VHTSP650	Gloss Black
VHTSP651	Gloss White
VHTSP652	Satin Black



“Prime Coat” Sandable Primers

Provides an excellent base for enamel or synthetic lacquer paint. A quick, fast-drying base coat with excellent adhesion. 11-oz. aerosol can.

Part No.	Color
VHTSP301	White
VHTSP302	Dark Grey
VHTSP303	Red Oxide
VHTSP304	Light Grey
VHTSP305	Black
VHTSP306	Yellow



High-Temp Brake Paint

High-temp paint may be used on aluminum or cast metals and is ideal for brake drums, and calipers. Will not rust, chip, or crack. 11-oz. aerosol can.

Part No.	Color
VHTSP731	Real Red
VHTSP733	Real Orange
VHTSP734	Gloss Black
VHTSP735	Cast Aluminum
VHTSP738	Bright Yellow
VHTSP739	Satin Black



Roll Bar and Chassis Paint

One-step epoxy paint dries to a porcelain-like finish that is chemical, corrosion, rust, and salt-resistant. 11-oz. aerosol can.

Part No.	Color
VHTSP670	Gloss Black
VHTSP671	Satin Black



Blue Anodized Color Coat

VHTSP451 **NEW!**

Specialized, transparent paint offers a blue anodized appearance when properly applied to chrome, bare metal, and other metal surfaces. Formulated for high-temperature engine applications with the ability to withstand intermittent temperatures up to 550°F. 11-oz. aerosol can.





Utility Jugs

Durable five-gallon utility jugs are offered in round and square versions. Square jugs fit flush against upright flat surfaces and are ideal where space is at a premium. Covered by a 5-year limited warranty against cracks, leaks, or splitting. Available in a wide variety of colors. Cap is included.



Color	Square	Square Case (4)
Red	VPF3512	VPF3514
White	VPF3522	VPF3524
Blue	VPF3532	VPF3534
Yellow	VPF3552	VPF3554
Orange	VPF3572	VPF3574
Green	VPF3562	VPF3564
Black	VPF3582	VPF3584
Pink	VPF3812	VPF3814
Camo	VPF3842	VPF3844
Tan	VPF4042	VPF4044
Patriotic	VPF35221	VPF35224
V-Twin	VPF3852	VPF3854



Part No.	Description
Replacement/Accessory Components	
VPF3042	Cap
VPF3045	Vent Cap
VPF3044	Filler Hose, 14"

Motorsportsman® 3-Gallon Utility Jugs

Rugged, heavy-duty utility jugs are manufactured with high-density polyethylene which has 30% more material than standard containers. They feature an ergonomically contoured handle, bottom grip for easy pouring, and non-breakable cap with rubber gaskets. Hose not included. Available in either white or blue.



Part No.	Description
VPF4172	White Square Utility Jug
VPF4174	White Square Utility Jug, Case (4)
VPF4182	Blue Square Utility Jug
VPF4184	Blue Square Utility Jug, Case (4)

Surecan® Fuel Containers

These gas cans feature patented spill-proof technology with a rotating nozzle and thumb-release trigger that allows the fuel to dispense from the bottom of the can, letting gravity do all of the work. Child-proof fill cap, self-venting, and locking thumb trigger make these fuel cans the most innovative units on the market today. EPA, CARB, DOT, Canada UL certified.



Part No.	Description
VPF3836	2.2-Gallon Fuel Container
VPF3838	5-Gallon Fuel Container NEW!

EZ Pour Spout **NEW!**

Eases the pouring of liquids from quart, half-gallon, and one-gallon containers. Made in the USA, durable EZ Pour Spout fits all 1-1/8" Beta openings. Sold each or cases of 24.

Each	Case of 24
VPF320	VPF32024



Power Spout VPF348 **NEW!**

Spout screws directly onto the pull out spouts found on VP Racing Fuel's 5-gallon steel pails, easing the transfer of liquids. A built-in vent tube helps speed liquid flow. **Note: Power Spout does not fit 5-gallon motorsport or sportsman containers.**



55-Gallon Drum

Siphon Pump VPF3054 **NEW!**

Economical manual pump attaches directly to 55-gallon steel drums, allowing liquids to be siphoned quickly and effectively.



Drum Wrench

VPF3061 **NEW!**

Heavy-duty steel wrench eases cap removal or replacement common to large steel fuel or oil drums.



Multi-Purpose Oval Funnel

VPF3071

Yellow polyethylene oval funnel with 9-1/2" screw-on spout. Basin size 9-1/2" diameter x 12" long x 7" wide. 22" overall length. Sold each.



Siphon Pump

VPF3054

Pump quickly siphons fuel from steel 15, 30, or 55-gallon drums.



2-Jug Fuel Rack VPF3050

Lightweight, fabricated aluminum fuel rack stores two 5-gallon round or square fuel jugs in the trailer for safe and effective transport. Fuel rack attaches easily to the inside of trailer wall, and features a laser-cut VP Racing Fuels logo.



Pro Grade Full-Synthetic Racing Oils

Specifically formulated to provide exceptional durability and unsurpassed friction control to racing applications. Oils include high levels of ZDDP for outstanding wear protection, while an aggressive additive package minimizes oxidation, sludge, and engine deposits. Sold in one-quart bottles, or in cases.



Description	1-Quart Bottle	1 Case (12) 1-Quart Bottles
SAE 0W-20	VPF2715	VPF2717
SAE 5W-30	VPF2725	VPF2727
SAE 10W-40	VPF2745	VPF2747
SAE 15W-50	VPF2755	VPF2757



Classic Non-Synthetic Racing Oils **NEW!**

Racing oils are formulated with high-quality mineral base oils and a specialized additive package, resulting in a lubricant that offers superior film strength and protection to critical engine parts. Oils also include enhanced levels of ZDDP and a strong detergent dispersant package for increased engine longevity. Sold in one-quart bottles, or in cases.



Description	1-Quart Bottle	Case (12) 1-Quart Bottles
Classic 30W	VPF2681	VPF2682
Classic 10W-30	VPF2678	VPF2679
Classic 20W-50	VPF2691	VPF2692

Traditional Non-Synthetic Racing Oils **NEW!**

Engineered for use in high-performance competition engines that are exposed to extreme loads and high-temperature conditions. Non-synthetic, straight-weight oils offer an aggressive base layer along with enhanced levels of ZDDP to protect internal engine components. Sold in one-quart bottles, or in cases.



Description	1-Quart Bottle	Case (12) 1-Quart Bottles
Traditional 50W	VPF2685	VPF2686
Traditional 60W	VPF2687	VPF2688

0W-50 EX HP High-Performance Racing Oil **NEW!**

Full-synthetic, wide-viscosity racing oil provides exceptional high- and low-temperature protection to highly stressed competition engines. The lower viscosity offers improved flow to critical engine parts, while maintaining high-temperature/high-shear protection. Sold in one-quart bottles, or in cases.



1-Quart Bottle	Case (12) 1-Quart Bottles
VPF2758	VPF2759

CI1 5W-40 High-Performance Diesel Engine Oil **NEW!**

Lubricant provides excellent high and low-temperature protection to high-performance diesel race engines as well as tow vehicles. CI1 includes higher levels of ZDDP, an aggressive detergent dispersant and an anti-oxidant package for superior engine protection. Sold in one-quart bottles, or in cases.



1-Quart Bottle	Case (12) 1-Quart Bottles
VPF2695	VPF2696

Break-In Engine Oil

Specialized lubricant delivers maximum protection to camshafts and valvetrain components during the break-in process. Oil includes moly compounds to help promote ring seal and assist in proper plateau of cylinders. Sold in one-quart bottles, or in cases.



Description	1-Quart Bottle	Case (12) 1-Quart Bottles
SAE 10W40 Oil	VPF2415	VPF2417

UTV/ATV Synthetic 4-Cycle Engine Oils **NEW!**

Specially formulated for popular UTV's/ATV's, 4-cycle synthetic engine oils combine synthetic base stocks with a special additive package for increased performance and durability. Sold in one-quart bottles, or in cases.



Description	1-Quart Bottle	Case (12) 1-Quart Bottles
UTV/ATV 5W-50 (Can-Am, Polaris)	VPFVP7150503	VPFVP7150503C
UTV/ATV 10W-40 (Honda/Yamaha/Kawasaki/Arctic Cat)	VPF26721	VPF26727

Fuel System Cleaner

This fuel system cleaner is formulated to increase fuel mileage, restore performance, virtually eliminate knocks and pings, and reduce harmful emissions. 16 ounces treat 20 gallons. 16-oz. bottle. Sold each.



16-oz. Bottle	Case (9) 16-oz. Bottles
VPF2805	VPF2807

Extreme Service Oil Boost **NEW!**

Specially formulated for vehicles with over 75,000 miles, engine oil additive includes special seal conditioners that revitalize O-rings, gaskets, and seals to eliminate oil leakage, while incorporated detergents minimize sludge. Sold in 12-oz. bottles, or in cases.



12-oz. Bottle	Case (12) 12-oz. Bottles
VPFVP6100102	VPFVP6100102C

Full-Synthetic High-Performance Gear Oil

Fully synthetic multi-purpose GL-5 gear lube is engineered for high-speed, high shock load applications. Formulated to increase power and lower operating temperatures. Sold in one-quart bottles, or in cases.



Description	1-Quart Bottle	Case (12) 1-Quart Bottles
75W-90 Gear Oil	VPF2885	VPF2887
80W-90 Gear Oil	VPF2895	VPF2897

Classic 80W-90 High-Performance Gear Oil **NEW!**

API GL-4 lubricant is engineered for use in classic manual transmissions and transaxles. Oil combines select base oils with anti-wear additives and friction modifiers for unsurpassed protection of critical components. Sold in one-quart bottles, or in cases.



1-Quart Bottle	Case (12) 1-Quart Bottles
VPF2703	VPF2704



High-Performance 80W-140LS Gear Oil **NEW!**

Mineral base GL-5 gear oil is fortified with anti-scuff, anti-wear, and extreme pressure additives to offer unsurpassed protection against low-speed/high-torque wear and high-speed scoring applications. Sold in one quart bottles, or in cases.

1-Quart Bottle	Case (12) 1-Quart Bottles
VPF2705	VPF2706

High-Performance 75W-140LS Full-Synthetic Gear Oil **NEW!**

Full-synthetic GL-5 extreme-pressure gear oil provides excellent protection against high-speed scoring, low-speed/high-torque wear and heavy shock loading. Also offers low frictional drag and resistance to foaming. Sold in one-quart bottles, or in cases.

1-Quart Bottle	Case (12) 1-Quart Bottles
VPF2707	VPF2708

Street-Legal DOT-4 Brake Fluid **NEW!**

Premium, street-legal synthetic brake fluid is suitable for use with disc, drum, and ABS brake systems. Glycol-based fluid meets DOT 4 specifications and offers exceptional corrosion and oxidation resistance. Sold in 12-oz. bottles, or in cases.

12-oz. Bottle	Case (12) 12-oz. Bottles
VPFVP6100402	VPFVP6100402C

Synthetic Power Steering Fluid **NEW!**

Universal fluid is formulated using synthetic base stocks and an advanced additive technology package to deliver optimum power steering system protection. Fluid protects and conditions seals, and minimizes pump squealing. Sold in 12-oz. bottles, or in cases.

1-Quart Bottle	Case (12) 1-Quart Bottles
VPFVP6100502	VPFVP6100502C

Power Boost™ Combustion Chamber Enhancer

This fuel system additive removes carbon deposits in the combustion chamber, reducing spark knock and eliminating the need to use higher-octane fuel. 16 ounces treat up to 18 gallons. Sold in 16-oz. bottles, or in cases. Sold each.

16-oz. Bottle	Case (9) 16-oz. Bottles
VPF2825	VPF2827

M2™ Upper Cylinder Lube

Formulated to protect aluminum fuel system components, cylinder walls, and valves in methanol or alcohol-powered engines. Sold in 16-oz. bottles, or in cases.

16-oz. Bottle	Case (12) 16-oz. Bottles
VPF2016	VPF2019



Racing 622 Brake Fluid **NEW!**

Formulated to meet the hard braking and high temperature demands common to racing. Fully synthetic 622 is the highest boiling point, DOT 4 fluid currently available that maintains stability under high temperatures, resists vapor lock and fade, and improves pedal feel. Sold in 500-ml bottles, or in cases.

500-ml. Bottle	Case (12) 500-ml. Bottles
VPF2551	VPF2552

Octanium Unleaded **NEW!**

High-performance fuel additive delivers an octane boost to unleaded fuel of up to 7 numbers, eliminating detonation and increasing horsepower. Safe for catalytic converters and O2 sensors. Sold in 32-oz. bottles, or in cases.

32-oz. Bottle	Case (8) 32-oz. Bottles
VPF29505	VPF29507

7-in-1 Fuel Treatment **NEW!**

Easy-to-use fuel additive removes combustion chamber deposits, cleans fuel injectors, and stabilizes fuel, resulting in improved performance and fuel economy. Designed for use in 4- or 2-cycle engines, product should be used between Fuel System Cleaner intervals. Sold in 16-oz. bottles, or in cases of (9) bottles.

16-oz. Bottle	Case (9) 16-oz. Bottles
VPF2848	VPF2849

Cetanium High-Performance Diesel Additive **NEW!**

High-performance diesel fuel additive increases cetane for off-road diesel racing applications, while simultaneously cleaning injectors and pumps. Additive treats up to 10 gallons of fuel, and increases cetane by up to 10 numbers. Sold in 32-oz. bottles, or in cases of (8) bottles.

32-oz. Bottle	Case (8) 32-oz. Bottles
VPF2865	VPF2867

Diesel All-in-One Fuel Conditioner **NEW!**

Fuel conditioning additive cleans injectors and pumps, reduces smoking, replaces lost lubrication, increases fuel mileage and disperses water, while providing anti-gel protection to -40°F. Adding 24-ozs. treats up to 240 gallons. Sold in 16-oz. bottles, 64-oz. jugs, or in cases.

16-oz. Bottle	Case (9) 16-oz. Bottles
VPF2838	VPF2839

64-oz. Bottle	Case (4) 64-oz. Bottles
VPF2833	VPF2836

Powersport Chain Cleaner **NEW!**

Aerosol quickly removes grease, grime, dirt and oil from drive chains. Chain lubricant may be applied following cleaning. Sold in 13-oz. aerosol cans, or in cases.

13-oz. Aerosol Can	Case (12) 13-oz. Aerosol Cans
VPFVP7920020	VPFVP7920020C





Powersport Chain Lubricant **NEW!**

Lubricant offers superior protection to drive chains, preventing galling and wear. Suited to street or off-road applications. Sold in 13-oz. aerosol cans, or in cases.

13-oz. Aerosol Can	Case (12) 13-oz. Aerosol Cans
VPFVP7910020	VPFVP7910020C

Powersport Multi-Purpose Lubricant **NEW!**

Versatile lubricant includes the ability to penetrate components, loosen seized parts, and provide a protective lubricating film. Sold in 13-oz. aerosol cans, or in cases.

13-oz. Aerosol Cans	Case (12) 13-oz. Aerosol Cans
VPFVP7930020	VPFVP7930020C

Powersport Contact Cleaner **NEW!**

Product helps clean sensitive electronic contacts, removing corrosion, while preventing shorting and arcing. Sold in 13-oz. aerosol cans, or in cases.

13-oz. Aerosol Can	Case (12) 13-oz. Aerosol Cans
VPFVP7940020	VPFVP7940020C

Powersport Foam Air Filter Oil **NEW!**

Specially formulated lubricant maximizes the effectiveness of air filters that require periodic oiling. Filters should be cleaned thoroughly with air filter cleaner prior to oiling. Formulas offered for foam or fiber filters. Sold in 13-oz. aerosol cans, or in cases.

13-oz. Aerosol Can	Case (12) 13-oz. Aerosol Cans
VPFVP7950020	VPFVP7950020C

Powersport Foam and Fiber Air Filter Cleaner **NEW!**

Very effective in cleaning foam or fiber air filters that require periodic cleaning and oiling. Water rinsable, solvent cleaner removes dirt and contaminants without damage. Sold in 13-oz. aerosol cans, or in cases.

13-oz. Aerosol Can	Case (12) 13-oz. Aerosol Cans
VPFVP7970020	VPFVP7970020C

Octanium Octane Concentrate

Increase the octane of pump gasoline by up to eight points. Fuel additive helps improve throttle response and acceleration, while eliminating engine harming detonation. Designed for racing use only. Not recommended for use with O2 sensors or catalytic converters. One 32-oz. bottle treats up to 10-gallons of gasoline.

32-oz. Bottle	Case (8) 32-oz. Bottles
VPF2855	VPF2857

Ethanol Fuel Stabilizer

Specialized fuel additive protects the fuel system from the corrosive effects of ethanol. Product additionally helps reduce heat and extend engine life. Just 8 ounces protects up to 80 gallons for three years. Sold in 8-oz. bottles, or in cases.

8-oz. Bottle	Case (9) 8-oz. Bottles
VPF2815	VPF2817



Diesel All-in-One Fuel Conditioner

All-in-one diesel fuel additive cleans injectors and pumps, while increasing fuel mileage and cetane. Product also protects petroleum-based and biodiesel, dispersing water and eliminate gelling to -40°F. Single 24-oz. bottle treats up 240 gallons of fuel.

24-oz. Bottle	Case (6) 24-oz. Bottles
VPF2835	VPF2837



Engine Assembly Lube

Formulated to cling to engine parts during the engine-building process, Engine Assembly Lube is a premium high-viscosity lubricant that provides superior protection against scuffing, galling and metal transfer. Lubricant combines zinc, phosphorous, and moly anti-wear additives to prevent excessive wear. Designed to mix with other oils, preventing the clogging of ports or oil filters. Sold in 12-oz. bottles, or in cases.

12-oz. Bottle	Case (12) 12-oz. Bottles
VPF2251	VPF2251



Cool Down™ Coolant Improver

Manufactured with the ability to reduce cylinder head temperatures up to 50°F, provide better heat transfer, and lubricate all vital components. Safe for all radiator systems. One 16-oz. bottle will treat up to 20-quart cooling systems, straight water applications require 50% more Cool Down. Treatments are good for 30,000 miles or one year, whichever comes first. Sold in 16-oz. bottles, or in cases of (9) bottles.

16-oz. Bottle	Case (9) 16-oz. Bottles
VPF2085	VPF2086



PowerWash Super Concentrate

This super concentrated car wash is specially formulated for the automotive, powersports, and R/C hobby industry. It is manufactured to rapidly dissolve dirt and mud, and clean without leaving streaks or spots. One-gallon container. Sold each, or in cases.

1-Gallon Container	Case (4) 1-Gallon Containers
VPFM10011	VPFM10018



M2 Upper Lube (Candy) **NEW!**

Candy-scented, M2™ protects the investment in your methanol- or ethanol-powered engine and will more than pay off at rebuild time. Protects valves, cylinders, and aluminum fuel system components from corrosive effects of methanol or ethanol fuels. Sold in 16-oz. bottles.

16-oz. Bottle	
VPF2076	



Stay Frosty **NEW!**

A proprietary coolant specially-formulated for high-performance engines that require increased protection from overheating, while needing minimal freeze protection. Stay Frosty reduces engine temperatures up to 25°F compared to traditional, glycol-based coolants. Sold in 64-oz. jugs, or in cases.

	64-oz. Jug	Case (4) 64-oz. Jugs
Description		
Stay Frosty	VPF2087	VPF2088
Stay Frosty, Pre-Mixed	VPF2301	VPF2302





Power Instant Detailer and Gloss Enhancer **NEW!**

Spray-on detailer provides unsurpassed slickness and gloss to any automotive surface. Simply spray and wipe all exterior surfaces for a high-gloss finish that is also dust and dirt repellent. Sold in 17-oz. spray bottle, or in cases.

17-oz. Bottle	Case (12) 17-oz. Bottles
VPF2110	VPF2111



Powersport Silicone Detailer **NEW!**

Specifically formulated for use on motorcycles, ATV's, UTV's, etc., silicone detailer helps provide a quick clean-up. Product offers an attractive shine and superior surface protection. Sold in 13-oz. aerosol cans, or in cases.

13-oz. Aerosol	Case (12) 13-oz. Aerosol
VPFVP7980020	VPFVP7980020C



Power Wax **NEW!**

The only wax currently available that includes a patented system to protect paint from the sun's harmful UV rays. Unique formula provides up to 5 months of protection. Safe for all automotive surfaces including vinyl and moldings. Sold in 17-oz. spray bottle, or in cases.

17-oz. Bottle	Case (12) 17-oz. Bottles
VPF2112	VPF2113



Power Leather and Interior Detailer **NEW!**

Product cleans, restores, and protects leather, vinyl, and moldings. Formula includes the ability to restore the original color, hide scratches, and protect against the sun's UV rays. Sold in 17-oz. spray bottles, or in cases.

17-oz. Bottle	Case (12) 17-oz. Bottles
VPF2115	VPF2116



PowerWash Moto Formula Spray

Specially formulated for motorsports, powersports, and R/C hobby enthusiasts, super-concentrated, dual-action detergent makes cleaning easier, removing dirt and grease without streaking or spotting. Sold in 32-oz. spray bottles, or in cases.

32-oz. Bottle	Case (12) 32-oz. Bottles
VPFM10025	VPFM10027



Hand Sanitizer **NEW!**

Formulated using an alcohol-based hand rub containing 80% ethanol, product kills micro-organisms that potentially cause disease. Ideal for use when soap and water are not available. Sold in 32-oz. bottles, or in cases.

32-oz. Bottle	Case (12) 32-oz. Bottles
VPF2073	VPF2075



Power Clean **NEW!**

Revolutionary product is specially formulated to safely clean wheels, tires, and other automotive surfaces, except glass. Special polymers and emulsifiers break down and dissolve the toughest dirt, grime, and brake dust. Sold in 17-oz. spray bottle, or in cases.

17-oz. Bottle	Case (12) 17-oz. Bottles
VPF2117	VPF2118



NEW VENDOR

Sprint Car Replacement Box Filter

This washable/reusable box filter offers a soft sealing surface that prevents dirt from entering between the filter base and the actual filter. The filter is available in two heights, 4" or 6", as well as a high-flow qualifying version.



vPart No.	Description
WLK3000902-4	4" Tall, Competition Box
WLK3000902-6	6" Tall, Competition Box
WLK3000767	4" Tall, Qualifying Box (Wire Mesh Only)

Air Filter Accessories & Components



Part No.	Description
WLK3000475	Performance Air Filter Cleaning Kit
WLK3000478	1-Gallon Air Filter Oil
WLK3000525	1-Gallon Air Filter Cleaning Fluid
WLK3000479	5-Gallon Air Filter Cleaning Fluid



In-Line Racing Fuel Pump WFPGSL392

Compact and reliable, in-line electric fuel pump is just 6.44" L x 1.70" O.D., yet delivers a free flow rate of 255 LPH with a maximum pressure of 60 PSI. Lightweight aluminum pump features 10mm x 1.0 inlet and outlet ports. Fittings must be purchased separately.



Part No.	Description
Related Components	
WFP128-3039	10mm x -6AN Male Fitting
WFP128-3040	10mm x -8AN Male Fitting



WFP128-3040



NEW VENDOR

Walero Racewear

The most technologically-advanced line of thermo-regulating base layers currently available. Walbro Racewear incorporates Outlast technology that actively regulates body temperatures regardless of environment. Racewear keeps drivers cool when temperatures rise and lessens the chill as it falls, while it has additionally proven to reduce perspiration by up to 33%.

Tops

Tops undergarments are manufactured from comfortable thermo-regulating material. Meets SFI 3.3 and FIA 8856-2000 standards. Offered in petrol blue or cool grey.



Size	Petrol Blue	Cool Grey
X-Small	WBL400017PTXS	WBL400017CGXS
Small	WBL400017PTS	WBL400017CGS
Medium	WBL400017PTM	WBL400017CGM
Large	WBL400017PTL	WBL400017CGL
X-Large	WBL400017PTXL	WBL400017CGXL
XX-Large	WBL400017PTXXL	WBL400017CGXXL
XXX-Large	WBL400017PTXXL	WBL400017CGXXL

Pants

Designed to increase comfort and protection, pants undergarments meet SFI 3.3 and FIA 8856-2000 standards. Offered in petrol blue or cool grey.



Size	Petrol Blue	Cool Grey
X-Small	WBL400018PTXS	WBL400018CGXS
Small	WBL400018PTS	WBL400018CGS
Medium	WBL400018PTM	WBL400018CGM
Large	WBL400018PTL	WBL400018CGL
X-Large	WBL400018PTXL	WBL400018CGXL
XX-Large	WBL400018PTXXL	WBL400018CGXXL
XXX-Large	WBL400018PTXXL	WBL400018CGXXL

Head Socks

Made from a super-soft material with flat-lock seams, head sock offers superior driver comfort and protection. Meets SFI 3.3 and FIA 8856-2000 standards. Offered in petrol blue or cool grey.



Size	Petrol Blue	Cool Grey
Small	WBL400021PTS	WBL400020CGS
Large	WBL400021PTL	WBL400020CGL



Keith Sheffler

Mike Reusche



4,000-lb. DC Utility Winch **WAR94000**

Engineered from the ground up using a best-in-class 1.9-horsepower motor and 3-stage planetary gear train. Multi-directional clutch allows easy freespooling. Winch includes 4,000 pounds of pulling power, 43' of 7/32" wire rope, and a 12' long remote control, which allows power-in or power-out from a comfortable distance.



2,000-lb. DC Utility Winch **WAR92000**

Although this winch might be smaller in size, it's big on value. The WARN 2000 DC utility winch has all of the features you'll want, and its small size allows it to be mounted in tight spots. Designed to pull lighter loads, this winch includes 35' of 3/16" wire rope and a 12' remote control to help you move more material in less time.



WATERMAN

RACING COMPONENTS

Standard Sprint Fuel Pumps

Pumps are CNC-machined with billet aluminum housings that are fitted with machined steel shafts and precision-lapped gears. Pumps include an adjustable flange that allows easy rotation and alignment after the unit has been mounted. Simply re-tighten the flange clamp after the pump has been properly positioned. Pumps are available in 400, 450, and 500 GPH versions, and are also offered with incorporated manifolds to simplify plumbing.



Part No.	Description
WAT250400	Standard 400 Sprint Fuel Pump
WAT250400M	Standard 400 Sprint Fuel Pump with Manifold
WAT250450M4	Standard 450 Sprint Fuel Pump with Manifold
WAT250500	Standard 500 Sprint Fuel Pump
WAT250500M	Standard 500 Sprint Fuel Pump with Manifold
WAT250700	Standard 700 Sprint Fuel Pump with Manifold

Ultra Lite Fuel Pumps

Includes all of the premium components common to the Standard units with the added performance benefits of maximum internal and external lightening. Ultra Lite pump housings have been fully scalloped and the shafts have been rifle-bored to remove as much weight as possible without sacrificing durability. Choose from 400 or 500 GPH versions.



Part No.	Description
WAT200040	Ultra Lite 400 Sprint Fuel Pump
WAT200045	Ultra Lite 400 Sprint Fuel Pump
WAT200050	Ultra Lite 500 Sprint Fuel Pump
WAT200060	Ultra Lite 600 Sprint Fuel Pump NEW!

"Micro-Bertha"

Lightweight Steel Sprint Pumps

Fuel pump features a durable, non-corrosive steel gear housing, which eliminates fuel pressure consistency issues caused by heat transfer from the power steering pump. Lighter than original manifold pumps, unit features a two-piece floating gear and shaft for improved reliability and a direct, -12AN line to gear opening for optimum flow. Sold complete with 3-port manifold. Pumps are offered in 400 and 500 GPH versions.



Part No.	Description
WAT200040S3	Standard 400 Sprint Fuel Pump with Manifold
WAT200050S3	Standard 500 Sprint Fuel Pump with Manifold

350 Sprint Car Fuel Pump

This 350 gear pump moves 3.45 gallons per minute, and is intended for the 305 Race Saver Sprint Car.



Part No.	Description
WAT250350E	No Manifold
WAT250350M	With Manifold NEW!

Mini-Sprint Fuel Pump **WAT250200E**

The Mini-Sprint 200 gear fuel pump delivers 1.95 gallons per minute and can be used either in standard or reverse rotation applications.



Midget Car Fuel Pumps

Manufactured from billet 7075-T6 aluminum with hand-lapped, polymer-coated meehanite gears, pumps weigh only 1.2 lbs. These micro pumps are available in two different versions.



Part No.	Description
WAT250300E	300 Gear Pump, 2.95 Gallon Per Minute, Ford Focus Midgets
WAT250400E	400 Gear Pump, 3.95 Gallon Per Minute, National Midgets

Sprint Pump Manifold

Three- or four-port style billet aluminum manifold converts Standard Sprint fuel pumps to manifold style, simplifying plumbing. Not compatible with Ultra Lite model fuel pumps.



Part No.	Description
WAT252000MF	3 Port
WAT252000MF-4	4 Port NEW!

Sprint Pump Swivel Flange **WAT252900**

Innovative, adjustable flange allows complete 360° rotation of fuel pump, easing removal, installation, and alignment. Manufactured from CNC-machined billet aluminum.



Heat-Reducing Phenolic Spacer **WAT252002**

Heat-reducing phenolic spacer installs between the fuel pump flange and power steering or oil pump, reducing heat transfer for improved performance.



WATERMAN

RACING COMPONENTS

Fuel Shut-Off Valves

Engineered specifically for Sprint applications, premium quality shut-off valves are offered in bulkhead or dash-mount versions and include a third port, if needed. Dash-mount model may be used with Allstar Performance ALL52115 steering mount.

WAT935566D



Part No.	Description
WAT935566D	3-Port, Dash Mount
WAT935566-2	2-Port Dash Mount

Brass High-Speed Fuel Check Valve

WAT766010-A

This poppet-style brass check valve is designed for easy shim and spring replacement to set fuel pressure.



Adjustable High-Speed Check Valves

WAT766220

Waterman's check valves allow fuel pressure adjustments without disassembling the unit. Simply insert a 1/4" Allen wrench into the valve and rotate to raise or lower pressure. High-speed model is the most versatile unit available, allowing fuel to come through the jet before the poppet, providing immediate and precise fuel metering.



In-Line -6AN Fuel Filter

WAT304400-6

Fuel filter features a durable billet aluminum housing that is fitted with a fully cleanable, 100-micron stainless steel element. Offered in -6AN only.



WELD

RACING

15" Magnum Sprint Spline

Cold-drawn aluminum alloy rim halves are lighter and stronger than 6061-T6. CNC-machined, forged aluminum centers are splined, then gold or black anodized to stay looking like new. "Roll-forged" rim lips increase bead seat strength to withstand the most abusive racing conditions. Wheels exceed USAC wheel specifications for all racing series. 42-spline bolt circle.



Part No.	Size	Rear Spacing	Bead-Loc	Wheel Center Finish	Wheel Color
WEL735-51535	15" x 15"	5.00"	Inner	Gold	Polished
WEL735B-515B35	15" X 15"	5.00"	Inner	Black	Black
WEL735-51536	15" x 15"	6.00"	Inner	Gold	Polished
WEL735B-51536	15" x 15"	6.00"	Inner	Black	Polished
WEL735B-515B36	15" X 15"	6.00"	Inner	Black	Black
WEL735-51537	15" x 15"	7.00"	Inner	Gold	Polished
WEL735B-51537	15" x 15"	7.00"	Inner	Black	Polished
WEL735B-515B37	15" X 15"	7.00"	Inner	Black	Black
WEL735B-51656-6	15" X 16"	6.00"	Outer with Cover	Black	Polished
WEL735-51755-6	15" x 17"	5.00"	Outer with Cover	Gold	Polished
WEL735B-51755BC-6	15" x 17"	5.00"	Outer with Cover	Black	Polished
WEL735B-517B55-6	15" X 17"	5.00"	Outer with Cover	Black	Black
WEL735-51756-6	15" x 17"	6.00"	Outer with Cover	Gold	Polished
WEL735B-51756BC-6	15" x 17"	6.00"	Outer with Cover	Black	Polished
WEL735B-517B56-6	15" X 17"	6.00"	Outer with Cover	Black	Black
WEL735-51757-6	15" x 17"	7.00"	Outer with Cover	Gold	Polished
WEL735B-51757BC-6	15" x 17"	7.00"	Outer with Cover	Black	Polished
WEL735B-517B57-6	15" X 17"	7.00"	Outer with Cover	Black	Black
WEL735B-51758BC-6	15" x 17"	8.00"	Outer with Cover	Black	Polished
WEL735B-517B58-6	15" X 17"	8.00"	Outer with Cover	Black	Black
WEL735B-51754BC-6	15" x 17"	4.00"	Outer with Cover	Black	Polished
WEL735-51854-6	15" x 18"	4.00"	Outer with Cover	Gold	Polished
WEL735B-51854BC-6	15" x 18"	4.00"	Outer with Cover	Black	Polished
WEL735-51854-6	15" x 18"	4.00"	Outer with Cover	Gold	Polished
WEL735B-51854BC-6	15" x 18"	4.00"	Outer with Cover	Black	Black
WEL735-51855-6	15" x 18"	5.00"	Outer with Cover	Gold	Polished
WEL735B-51855BC-6	15" x 18"	6.00"	Outer with Cover	Black	Polished
WEL735B-518B55-6	15" X 18"	5.00"	Outer with Cover	Black	Black
WEL735B-51857-6	15" x 18"	7.00"	Outer with Cover	Black	Polished

15" Sprint Replacement Wheel Centers

Part No.	Description
WELP613-7078	Magnum Spline Rear Center, Gold
WELP613B-7078	Magnum Spline Rear Center, Black
WELP613-7095	Magnum 6-Pin Lug Mount Center, Gold
Replacement Components	
WELP650-3013	Threaded Insert Kit (16)
WELP650-4600	Quick-Turn Fastener and Washer Repair Kit (12 Each)



15" Magnum Sprint 6-Pin Lug Mounts

Cold-drawn aluminum alloy rim halves are lighter and stronger than 6061-T6. Newly designed, forged aluminum wheel centers are CNC-machined for perfect balance and accept all popular pressure plates. Gold anodizing maintains a "like new" finish. Wheels exceed USAC specifications for all racing series.



Part No.	Size	Bolt Circle	Rear Spacing	Bead-Loc
WEL756-51014	15" x 10"	6 x 5.0" Sprint	4.00"	None
WEL756-51015	15" x 10"	6 x 5.0" Sprint	5.00"	None
WEL756-51016	15" x 10"	6 x 5.0" Sprint	6.00"	None

15" Mud Covers

Part No.	Description
WELP650-4514A-6	Replacement Mud Cover, Aluminum
WELP650B-4514A-6	Replacement Mud Cover, Black



Replacement Components

Part No.	Description
WELP650-3013	Threaded Insert Kit (16)
WELP650-4600	Dzus and Washer Repair Kit (12 Each)



15" Direct Mount Rim Shells

Welded rim shell assemblies are guaranteed leak-free for tubeless applications. Bolt circle is 5 x 9.750".

Part No.	Size	Rear Spacing	Bead-Loc	Wheel Color
WEL860-50813	15" x 8"	3.00"	None	Polished
WEL860-50814	15" x 8"	4.00"	None	Polished
WEL860-50815	15" x 8"	5.00"	None	Polished
WEL860B-50813	15" x 8"	3.00"	None	Black
WEL860B-50853-6	15" x 8"	3.00"	Bead-Loc and Black Cover	Black
WEL860-50804-6	15" x 8"	4.00"	No Lock and Cover	Polished
WEL860B-50804-6	15" x 8"	4.00"	No Lock and Cover	Black
WEL860B-50805-6	15" x 8"	5.00"	No Lock and Cover	Black
WEL860B-50814	15" x 8"	4.00"	None	Black
WEL860B-50854-6	15" x 8"	4.00"	Bead-Loc and Black Cover	Black
WEL860B-50815	15" x 8"	5.00"	None	Black
WEL860-50805-6	15" x 8"	5.00"	No Lock and Cover	Polished
WEL860-50815	15" x 8"	5.00"	None	Polished
WEL860B-50855-6	15" x 8"	5.00"	Bead-Loc and Black Cover	Black
WEL860B-50913	15" x 9"	3.00"	None	Black
WEL860-50913	15" x 9"	3.00"	None	Polished
WEL860-50953-6	15" x 9"	3.00"	Bead-Loc and Black Cover	Polished
WEL860B-50904-6	15" x 9"	4.00"	No Lock and Black Cover	Black
WEL860-50914	15" x 9"	4.00"	None	Polished
WEL860-50954-6	15" x 9"	4.00"	Bead-Loc	Polished
WEL860B-50905-6	15" x 9"	5.00"	No Lock and Black Cover	Black
WEL860-50915	15" x 9"	5.00"	None	Polished
WEL860B-50915	15" x 9"	5.00"	None	Black
WEL860-50905BC-6	15" x 9"	5.00"	No Lock and Black Cover	Polished
WEL860-50955BC-6	15" x 9"	5.00"	Bead-Loc and Black Cover	Polished

15" Replacement Wheel Halves

Part No.	Size	Rear Spacing	Bead-Loc
Inner Wheel Halves			
WELP856-5558	15" x 5.63"	5.00"	None
WELP856-5628	15" x 6.63"	6.00"	Standard
WELP856-5658	15" x 6.63"	6.00"	None
Outer Wheel Halves			
WELP857-5514	15" x 5.25"	N/A	None
WELP857-5614	15" x 6.25"	N/A	None
WELP857-5814	15" x 8.25"	N/A	None
WELP857-5914	15" x 9.25"	N/A	None
WELP857-5944-6	15" x 9.25"	N/A	With Dzus, No Cover
WELP858-5044-6	15" x 10.25"	N/A	With Dzus, No Cover
WELP858-5024	15" x 10.25"	N/A	Standard
WELP858-5124	15" x 11.25"	N/A	Standard
WELP858-5114	15" x 11.25"	N/A	None
WELP858-5144-6	15" x 11.25"	N/A	With Dzus, No Cover
WELP858-5214	15" x 12.25"	N/A	None
WELP858-5244-6	15" x 12.25"	N/A	With Dzus, No Cover



15" Bead-Loc Rings



Part No.	Description
WELP650-5275	15" 16-Hole Bolt-On Bead-Loc Ring (Slotted)
WELP650B-5275	15" 16-Hole Bolt-On Bead-Loc Ring (Slotted), Black
WELP650-5314-6	15" Bolt-On Bead-Loc Ring with Dzus on Flange (No Cover)
WELP650B-5314-6	15" Bolt-On Bead-Loc Ring with Dzus on Flange (No Cover), Black
WELP650-5315-6	15" 16-Hole Bolt-On Bead-Loc Ring with Dzus on Mud Cover
WELP650B-5315-6	15" 16-Hole Bolt-On Bead-Loc Ring with Dzus on Mud Cover, Black

Sprint Car and Midget Direct-Mount Hubs

Part No.	Description
WELC8088-LT	15", Left, Gold
WELC8088-RT	15", Right, Gold
WELC8088B-LT	15" Left, Black
WELC8088B-RT	15" Right, Black



WELC8088B-LT

Sprint Car and Midget Ultra Hubs

Direct-mount Ultra hub is designed for dirt applications only.

Part No.	Description
WELC8088-LT3	15", Left
WELC8088-RT3	15", Right
WELC8088B-LT3	15", Left, Black



13" Magnum Midget Wheels Spine

Part No.	Bolt Circle	Rear Spacing	Wheel Center Finish
13" x 10" - Outer Bead Loc with Cover			
WEL734B-31052	31-Spline	2.00"	Black
WEL734B-31053	31-Spline	3.00"	Black



13" Direct-Mount Rim Shells

Part No.	Bolt Circle	Rear Spacing	Bead-Loc
13" x 7"			
WEL860-30713	5" x 9.750"	3.00"	None
WEL860-30714	5" x 9.750"	4.00"	None
13" x 8"			
WEL860-30813	5" x 9.750"	3.00"	None
WEL860-30823	5" x 9.750"	3.00"	Bead Lock





13" Bead-Loc Ring and Cover

Part No.	Description
WELP650-5313	Ring and Cover
WELP650-4314A	Replacement Cover



10" Direct-Mount Rim Shells WEL860-10713

Size	Bolt Circle	Rear Spacing	Bead-Loc
10" x 7"	4" x 6.750"	3.00"	None



10" Magnum Splined Mini-Sprint Wheel

Part No.	Bolt Circle	Rear Spacing	Bead-Loc	Wheel Center Finish
10" x 8"				
WEL734B-10823	27-Spline	3.00"	Bead-Loc	Black
10" x 12"				
WEL734B-11255	27-Spline	5.00"	Bead-Loc and Cover	Black



10" Replacement Wheel Halves

Part No.	Size	Bead-Loc
Outer/Inner Half		
WELP851-1060	10" x 6"	None
WELP851-1065	10" x 6"	Bead-Loc and Cover



10" Sprint Magnum Replacement Wheel Centers

Part No.	Description
WELP613B-7082	27 Spline Wheel Center, Black
Replacement Components	
WELP650-4600	Dzus and Washer Repair Kit (12 Each)



10" Bead-Loc Rings

Part No.	Description
WELP650-5310	10" Bead-Loc, Ring and Cover
WELP650-5202	10" Bead-Loc



10" Direct Mount Hubs WELC8082B-A

Front hub assembly for 1" spindle. 3-lug rotor mount. Black anodized aluminum.



DISC BRAKES wilwood

Billet Narrow Dynalite Radial Mount Calipers

Popularly used in sprint and midget applications, lightweight NDLR calipers feature a radial-mount design. Billet aluminum caliper is for use with .380" or .810" rotors and includes a single split bridge area for maximum strength. May be directly mounted over studs or used with a radial mount bracket kit in place of a tab mount caliper. Accepts 7816 style brake pads.



Part No.	Piston Diameter	Rotor Thickness	Piston	Square Ring Kit	Bleed Screw	Body Seal	Pad Type
WIL120-14764-SI	1.88"	.380"	—	—	WIL220-0627	WIL130-10540	7816
WIL120-14765-SI	1.88"	.810"	WIL200-7521	WIL130-11197	WIL220-0627	WIL130-10540	7816

Forged Billet Dynapro Narrow Mount Calipers

Upgrade or replace narrow-mount Dynalite series calipers. NDP calipers are stress-flow forged aluminum with center bridge bolts to resist separation. Calipers are fitted with stainless steel pistons and stainless steel SRS bridge plates, and use 7816 pads.



Part No.	Piston Diameter	Rotor Thickness	Piston	Square Ring Kit	Bleed Screw	Body Seal	Pad Type
WIL120-11571-SI *	1.75"	.380"	WIL200-7531	WIL130-2655	WIL220-0627	WIL210-2582	7816
WIL120-11572-SI *	1.75"	.810"	WIL200-7531	WIL130-2655	WIL220-0627	WIL210-2582	7816

* SI designates side inlet.

Dynapro Single Caliper WIL120-9690

Newest generation of calipers are designed to directly replace Dynalite Single series. CNC-machined, billet aluminum construction calipers offer exceptional resistance to deflection and body separation under load. Calipers weigh just 2.3 pounds. Use 6812 type pads.

Part No.	Piston Dia.	Rotor Thickness	Rotor Dia.	Piston	Bleed Screw Kit	O-Ring Kit	Pad Type
WIL120-9690	1.50"	.380"	Up to 13"	WIL200-7518	WIL220-0627	WIL130-2658	6812



Billet Dynalite Single Calipers

Black anodized aluminum single piston caliper is ideal for open wheel racing. With 3.25" lug spacing, it weighs just 1.4 lbs. and secures a .58" thick, 1.1" cubic inch brake pad with Quick-E-Clip pad retainers. Internal fluid passages and multiple bleed fittings permit right or left, front or rear mounting. Will fit .250" to .380" thick rotors with diameters from 6.00" to 13.00". High-temperature square piston seals control retraction and stainless steel deep-cup pistons reduce heat transfer from pad to brake fluid. Calipers accept 1/8"-27 NPT inlet fittings and use 6812 type pads.

Part No.	Description	Piston Diameter	Rotor Thickness	4-Pc. Ret. Pin Kit	4 Pc. Sq. Ring Kit
WIL120-10188	Billet Dynalite Single, 3.25" Spacing	1.75"	.380"	WIL180-3862	WIL130-2655



Forged Billet DynaPro Lug-Mount Calipers

Designed for applications that previously used Dynalite model brake calipers. DynaPro 5-1/4" mounting calipers are stress-flow forged for exceptional strength and include a wide array of improvements. Calipers feature Quick-E-Clip pad retainers, which eliminate the need for caliper removal when replacing pads, while the heavy-wall stainless steel pistons slow heat transfer and resist corrosion. Internal fluid passages and four corner bleed screws allow mounting in front or rear, left or right position. Use 7812 type pads.

Part No.	Piston Diameter	Rotor Thickness	Piston	4-Pc. Bleed Screw Kit	4-Pc. Square Ring Kit	Pad Type
WIL120-9693-SI *	1.75"	.81"	WIL200-7528	WIL220-0627	WIL130-2655	7812

* Signifies side inlet which includes the addition of center bridge bolts.



Forged Billet Superlite (FSL) Calipers

Forged Billet Superlite (FSL) include stainless steel bridge plates, stainless steel or Thermlock pistons, and high-temperature, square-faced O-ring seals. Specify right (R) or left (L) when ordering. Use 7420 type pads.

Part No.	Piston Diameter	Rotor Thickness	Piston	Crossover Tube	Bleed Screw Kit	Bridge Bolt Kit	Square Ring Kit	Pad Type
WIL120-11134-SI *	1.75"	.810"	WIL200-7531	—	WIL220-6069	WIL230-7539	WIL130-2655	7420

* SI designates side inlet.



GP200 Caliper WIL120-12178

The GP 200 billet caliper represents the newest lightweight (only .90 pounds) caliper specifically designed for tight fit applications while utilizing a standard 2.38" lug mount. Combines superior strength with a black anodized finish along with several new performance features. The strength of the GP 200 is a combination of process and design. GP 200 calipers are fully CNC-machined from premium grade alloy billet. Use 4908 type pads.

Piston Diameter	Rotor Thickness	4-Pc. Sq. Ring Kit
1.23"	0.25"	WIL130-3602



Billet Narrow Dynalite Radial-Mount Sprint Inboard Brake Kit WIL140-15346

A bolt-on brake system for sprint car quick-change rears with 3.00" x 46-spline axles. With titanium, Super Alloy, or steel .810" vented or solid discs and a dynamic-mount rotor axle clamp, offer the lowest rotating weights available. Advanced materials give Wilwood Sprint rotors higher durability, longer wear, and better heat control than conventional rotors. Billet Dynalite Radial mount calipers with either composition metallic or BP-40 pads, produce superior stopping power and consistent fade-free response. Kit includes axle clamp with dual mount rotor adapter with T-nuts, radial mount bracket assembly, and mounting hardware.



Superlite Thermlock T1 Caliper Pistons

Thermlock technology, widely used in NASCAR competition, is now offered on the Superlite caliper piston. Multi-piece piston manages heat to reduce thermal transfer under the most severe racing conditions. Use as a service replacement or an upgrade for stainless steel equipped or older calipers.



Part No.	Dia.	Length	Caliper Applications
WIL200-7550	1.88"	1.05"	Superlite, LC-6T
WIL200-7551	1.75"	1.05"	Superlite

Part No.	Description
Replacement Components	
WIL270-12633	Hub
WIL250-14767	Rotor Mount for 11.75" Rotor

Sprint Car Left Front Caliper Bracket WIL250-12872

11" caliper bracket.



Titanium and Aluminum Sprint/Midget Rotors **NEW!**

Lightweight titanium and aluminum rotors offer significantly reduced unsprung weight, resulting in improved acceleration. Titanium rotors include a redesigned slot pattern and new proprietary finish for improved wear and high-temperature stability. Type III hard-anodized aluminum rotors deliver improved friction and an extended life when compared to traditional aluminum units. Sold each.



Part No.	Dia.	Width	Mounting
Aluminum Rotors			
WIL160-3327A	10.20"	.310"	3 x 5.00"
WIL160-3270A	10.20"	.310"	42-Spline
Titanium Rotors			
WIL160-16113	10.20"	.310"	3 x 5.00"
WIL160-16114	12.00"	.360"	8 x 7.00"

Dynapro Single Left Front Brake Kits **NEW!**

Engineered exclusively for Sprint and Midget applications that run on tracks that require light braking, Dynapro single-piston caliper offers 2.40 sq. in. of clamping force. Kit is complete with caliper, brake pads, caliper bracket, choice of slotted titanium or drilled aluminum rotor, and all required hardware.



Part No.	Description
WIL140-16232	Drilled Aluminum Rotor
WIL140-16615	Slotted Titanium Rotor

Billet Narrow Dynalite Radial-Mount Sprint Inboard Brake Kit WIL140-11206

This kit features a bolt-on brake system for sprint car quick-change rears with 3.00" x 46-spline axles, and a dynamic mount rotor axle clamp, offering low rotating weight. The newly redesigned billet nickel Dynalite radial-mount calipers with composition metallic pads, produce excellent stopping power and a consistent, fade-free response. Kit includes axle clamp with dual-mount rotor adapter with T-nuts, radial-mount bracket assembly, and mounting hardware.



Part No.	Description
WIL140-11206	10.5" x .780" Vented, Super Alloy, Scalloped Drilled Rotor
WIL140-11217	10.5" x .810" Vented Rotor NEW!
WIL140-13496	11.75" x .810" Vented, Standard Rotor
WIL250-13150	Rotor Mount for 10.50" Rotor
WIL250-14767	Rotor Mount for 11.75" Rotor

Billet Narrow Dynalite Radial Mount Sprint Inboard Brake Kits WIL140-15345

Engineered for sprint cars utilizing a Quick Change rear with 3.00" x 46-spline axles, bolt-on kits are offered with lightweight vented Super Alloy 11.75" x .810" rotor. Type III hard anodized Billet Dynalite radial mount calipers with composition metallic pads deliver unsurpassed braking. Includes axle clamp with dual-mount rotor adapter and T-nuts, radial mount bracket assembly, and necessary hardware.



GP320 Sprint Brake Kits

Brake kit offers substantially improved braking and durability compared to traditional aluminum rotor systems. GP320 forged billet aluminum four-piston calipers are rigid, lightweight, and deliver exceptional braking torque, while the polymetallic stainless steel rotors provide superior thermal performance and wear resistance. Kit is complete with caliper, brake pads, rotor, rotor adapter, and necessary hardware.



Part No.	Description
WIL140-11773	Front Brake Kit
WIL140-11774	Right Rear Kit

Left Front Brake Kit

Left front Sprint and Midget kits are a further evolution of a proven design from Wilwood's 35+ years of engineering and producing the best open wheel braking systems. Dynapro single calipers have a full 2.40 square inches of area for increased clamping force. Kits are offered with either scalloped alloy steel rotors for high heat or aluminum rotors for maximum weight-savings on light braking tracks. Kit comes complete with caliper, brake pads, caliper mounting brackets, caliper mount bolt kit, rotor, and rotor mounting hardware.



Part No.	Description
WIL140-12956	Aluminum Rotor
WIL140-12957	Steel Rotor

Sprint Car Dynamic Inboard Hub Kit

This kit mounts 6 x 5.50" bolt pattern rotors and includes the rotor adapter. Manufactured from high-strength aluminum, it provides a strong, lightweight solution for rotor mounting. Gen II hubs offer improved clearance and easier installation. Hardware includes high-strength T-nuts and bolts.




Part No.	Description
WIL270-12635	10" Rotor
WIL270-12633	12" Rotor
WIL230-14844	Bolt Kit NEW!

Drilled Steel Rotors

WIL160-0525

High-strength steel alloy rotor has greater strength and resistance to warping and is drilled to reduce unsprung rotating weight.



Rotor Thk.	Rotor Dia.	No. Of Mt. Holes	Hole Type	Bolt Circle	Weight
.35"	12.00"	8	.328"	7.00"	5.4 lbs.

Mini Sprint Front Rotor and Brake Combo

This ultimate lightweight Mini-Sprint front brake combination includes a precision CNC-machined aluminum front brake rotor specifically designed Keizer hubs with 5 x 2.38" mount circle. The rotor is heat-treated, anodized, drilled, and scalloped, the full symmetrical machining provides perfect balance and flatness. The lightweight two-piston (1.25" diameter) caliper, for use with .25" wide rotors, weighs only .90 pounds. Designed for tight fit applications while utilizing a standard 2.38" mounting. The composite metallic compound "Purple Pads" are ideal for high-temperature durability on aluminum brake rotors.



Part No.	Description
WIL160-13712	Brake Rotor, 7.00" x .25" x 2.38", Aluminum, Drilled, Scalloped
WIL120-12178	Caliper, GP200, Billet Aluminum, 1.25" Dia. Pistons, 2.38" Mount
WIL150-12270K	Brake Pads, GP200, 4908 Purple/Aluminum Compound, Box of 4

Dynamic Mount Drilled Steel Rotor

The most effective method of eliminating thermal stress and distortion, dynamic-mounted rotors are machined to accept special bolts and T-nuts, allowing the rotor to expand and contract independently of the mounting hub or hat.



Part No.	Rotor Thk.	Rotor Dia.	No of Mt. Holes	Hole Type	Bolt Circle	Weight
WIL160-9772 *	.350"	11.75"	8	.325"	7.00"	4.1 lbs.

*** To mount this rotor on a 5/16"-18 threaded hat or hub, use bolt and T-nut kit WIL230-5308.**

UL-32 Straight Vane Rotors

Ultralight rotors are the popular choice for dirt track and lighter duty pavement racing. Premium-grade, long-grain carbon iron provides excellent thermal stability, long life, and resistance to heat checking. UL-32 rotors include straight vanes for improved cooling.



Part No.	Rotor Thk.	Rotor Dia.	No. Of Mt. Holes	Hole Type	Bolt Circle	Weight
WIL160-0277	.81"	12.19"	8	Thru	7.00"	8.9 lbs.
WIL160-0471	.81"	11.75"	8	Thru	7.00"	8.1 lbs.

UL-36 Curved Vane Rotors

WIL160-12292

Manufactured from a proprietary iron alloy developed to withstand extreme temperatures with the highest possible degree of resistance against distortion, warping, cracking, and wear. This alloy is a derivative of the technology and materials developed by Wilwood for extreme-duty military spec rotors. Every Spec 37 rotor is machined to less than .001" run-out, flatness, and parallelism. Combined with our proven GT Series asymmetrical face slot pattern and individual dynamic balancing.



Rotor Thk.	Rotor Dia.	No. of Mt. Holes	Hole Type	Bolt Circle	Weight
.81"	12.19"	8	Thru	7.00"	9.6 lbs.

ULD-32 Drilled Straight Vane Rotors



Part No.	Rotor Thk.	Rotor Dia.	No. Of Mt. Holes	Hole Type	Bolt Circle	Weight
WIL160-5863	.81"	11.75"	8	Thru	7.00"	7.2 lbs.
WIL160-5865	.81"	12.19"	8	Thru	7.00"	8.0 lbs.

ULS-32 Scalloped Straight Vane Rotors



Part No.	Rotor Thk.	Rotor Dia.	No. Of Mt. Holes	Hole Type	Bolt Circle	Weight
WIL160-8135	.81"	11.75"	8	Thru	7.00"	5.4 lbs.
WIL160-8136	.81"	12.19"	8	Thru	7.00"	5.9 lbs.

GT-36/GT-48 Series Directional Vane Rotors

Superior heat absorption and dissipation make GT-36/GT-48 rotors ideal for professional motorsports. Cast from premium carbon iron for thermal stability, resistance to distortion, and extended life.



Part No.	Mount	Rotor Thk.	Rotor Dia.	No. of Mt. Holes	Hole Type	Bolt Circle	Weight
WIL160-12285	RH	.810"	11.75"	8	.325"	7.00"	9.0 lbs.
WIL160-12286	LH	.810"	11.75"	8	.325"	7.00"	9.0 lbs.
WIL160-12291	RH	.810"	12.19"	8	.325"	7.00"	9.6 lbs.
WIL160-12292	LH	.810"	12.19"	8	.325"	7.00"	9.6 lbs.
WIL160-13500	LH	1.25"	11.75"	8	.313"	7.00"	10.9 lbs.

3-Hole Front-Mount Steel and Aluminum Rotors

3-hole mount aluminum rotors are precision CNC-machined from high-strength billet plate. Full symmetrical machining provides perfect balance and flatness, and the truest rotation of any rotor being built. These rotors fit the popular 3 x 5.00" bolt circle found on most sprint and midget front hubs. A durable black anodized finish prevents corrosion and simplifies the visual inspection of the contact faces. The best results are always achieved using Wilwood "Purple" brake pads.



Part No.	Description
WIL160-2084	.310", 11" x 5", Front Steel
WIL160-3411A	.310", 10.20" x 5", Front, Aluminum
WIL160-10475	.310", 11", Lightweight Steel

Splined Axle-Mount Aluminum Rotors WIL160-3270

Manufactured from the same high-strength billet with the same precision as Wilwood's three-hole mount front rotors. Full symmetrical machining provides perfect balance, and flatness, and the truest rotation of any aluminum rotor. A durable black anodized finish prevents corrosion and simplifies the visual inspection of the contact faces. The best results are always achieved using Wilwood "Purple" brake pads with these rotors.



Rotor Dia.	Rotor Thk.	Bolt Circle	Weight
10.29"	.310"	3" x 42 Spline	1.9 lbs.



Rotor Bolt Kits

Bolt kits fasten rotors to hubs or hats.

Part No.	Description
WIL230-0150	Socket Head, Threaded Rotors, (8) 5/16"-24 x .750"
WIL230-0526	Hex Head, Wide 5/Threaded Hats, (8) 5/16"-18 x 1.00"
WIL230-10800	Includes (9) 1/4"-28 Bolts, Washers and T-Nuts for Dynamic Mounting of Specific Brake Hat or Rotor Adapters

Combination Remote Master Cylinder with Banjo Outlet WIL260-13621

Now available with a 3/8"-24 banjo outlet, master cylinder is designed for applications with limited space that require the reservoir capacity of a full size unit. Sold complete with reservoir and required hardware.



Combination Master Cylinder Kits

Offering up to four combinations from one kit, the ultra-compact, lightweight master cylinder is ideal for sprints, midjets and a host of other high-performance applications. Master cylinder may be remotely or directly mounted using small or large reservoirs. Compact size offers up to 2" additional clearance between flange and outlet. Close tolerance cut-off and equalization ports assure immediate activation and heavy internal return springs offer smooth operation and quick release.



Part No.	Description
WIL260-12385	3/4" Master Cylinder Kit
WIL260-12387	7/8" Master Cylinder Kit
WIL260-12388	1" Master Cylinder Kit

Combination Remote Master Cylinder Kits

Each kit includes master cylinder with 3/8"-24 UNF outlets, large (10.7 ounce) and small (4.0 ounce) reservoirs, remote mounting bracket, remote inlet adapter, remote hose, reservoir cap, and hardware. **Note: Replacement cap and gasket can only be used together.**




Description	Master Cylinder	Rebuild Kit
5/8" Master Cylinder Kit, 1.3" Stroke	WIL260-3372	WIL260-3880
3/4" Master Cylinder Kit, 1.1" Stroke	WIL260-3374	WIL260-3881
7/8" Master Cylinder Kit, 1.2" Stroke	WIL260-3376	WIL260-3882
1" Master Cylinder Kit, 1.0" Stroke	WIL260-3378	WIL260-3883
1-1/8" Master Cylinder Kit, 1.0" Stroke	WIL260-3380	—

MASTER CYLINDER REPLACEMENT PARTS

Part No.	Description
WIL330-15081	Cap
WIL260-5752	Reservoir

Aluminum Master Cylinders

High-volume die-cast aluminum master cylinders have 26% more fluid capacity and include formed steel lids, bellows-type gaskets, internal slosh baffles, and standard mounting dimensions.



Description	Master Cylinder	Rebuild Kit	Replacement Lid and Gasket
3/4" Bore Master Cylinder	WIL260-6764	WIL260-6898	WIL330-13945
7/8" Bore Master Cylinder	WIL260-6765	WIL260-6899	WIL330-13945
1" Bore Master Cylinder	WIL260-6766	WIL260-6900	WIL330-13945

Mini Sprint/Kart 1/2" Bore Master Cylinder WIL260-5520

Super lightweight (0.55 lbs.) 1/2" bore aluminum master cylinder is designed for Mini Sprint and Kart racing. Unit is ready to install and includes an adjustable lever ratio, remote mount fluid reservoir, billet bracket, lockwire drilled hardware, and fluid line fitting.



Master Cylinder Accessories



Part No.	Description
WIL260-3396	Remote Inlet Adapter, Combination Remote and Tandem Remote Master Cylinders
WIL260-5751	Remote Plastic Reservoir, 10.7-ozs.
WIL260-10264	Inlet Adapter, Compact Remote Master Cylinder
WIL260-10500	Reservoir Kit, Includes 4.0-oz. and 7.2-oz. Plastic Reservoirs, and Supply Hose

DISC BRAKES wilwood

Residual Pressure Valves

Valves prevent fluid drain-back when master cylinder is mounted below floor, and eliminate excessive piston retraction for firmer pedal. Aluminum housing is tapped for 1/8" NPT on inlet and outlet for easy installation. Valves with fittings include one 1-1/8"-27 double-ended male fitting and one 1/8"-27 male to 3/8"-24 female adapter fitting for a direct mount to master cylinder.



Part No.	Description
WIL260-13706	2 lbs., Blue
WIL260-13783	2 lbs., Blue, with Fittings

Knob-Style Proportioning Valve

WIL260-8419


Improved valve features a fine-thread adjuster for precise pressure adjustments from 100-1,000 PSI. Unit can deliver up to 57% reduction in line pressure, the highest of any proportioning valve currently available. Compact, lightweight assembly has 1/8"-27 NPT ports and dual mounting holes. May be used to adjust front-to-rear, side-to-side, or single-wheel brake bias.



Lever-Style Proportioning Valve

WIL260-8420

Adjustable valve delivers precise pressure 100 to 1,000 PSI. Compact forged aluminum valve reduces in-line pressure by as much as 57% at full release. Easily mounted with two .250" diameter holes on 1.00" centers. Includes 1/8" NPT inlet and outlet ports with 1/8" NPT to 3/8"-24 brake line adapters.



Caliper Bleeders

Premium quality caliper fittings are designed to fit and work the first time, every time.

Part No.	Description
WIL220-0627	Bleed Screw Assembly 1/8"-27 (4-Pack)
WIL220-0628	Tube Adapter (4-Pack)



Caliper Shims

Use shims to adjust calipers for proper rotor positioning and clearance. Sold in packs of 10.



Part No.	Description
WIL240-4384	0.032" Thick, 3/8" I.D. Hole
WIL240-4385	0.032" Thick, 7/16" I.D. Hole
WIL240-4386	0.063" Thick, 7/16" I.D. Hole
WIL240-4387	0.015" Thick, 7/16" I.D. Hole

Quick-Check Pressure Gauge

WIL260-0966

Enables accurate master cylinder and brake bias setup. Easy-to-read 0-1,500 PSI gauge threads into brake caliper bleed port.



Hi-Temp 570°F Racing Brake Fluid

Brake fluid has a dry boiling point of 570°F, over 150°F higher than DOT 3 requirements, and over 100°F higher than DOT 4 standards. Lubricates and cleans brake system's internal parts. Low viscosity makes bleeding brakes an easy operation. Eliminates aeration of brake fluid (foaming from excessive pumping of the pedal). Sold in hermetically sealed 12-ounce containers to prevent unwanted moisture absorption.



12-oz. Container	1 Case (24) 12-oz. Containers
WIL290-0632	WIL290-0633

Ground Shipment Only

EXP 600 Plus Super Hi-Temp Racing Brake Fluid

EXP 600 Plus is a low-viscosity blend, developed and refined to withstand the high heat and extreme pressure demands of professional motorsports. Temperature rating of 626°F far exceeds minimum DOT 3 and DOT4 requirements. EXP 600 Plus exhibits low moisture and non-aeration characteristics that translate into solid pedal feel, immediate response, high heat protection and maximum service life. Sold in 16.5-ounce containers, or in cases.



16.5-oz. Container	1 Case (20) 16.5-oz. Containers
WIL290-6209	WIL290-6210

Ground Shipment Only



Nate Franklin

Mike Reusche



Noah Gass

Mike Reusche

PolyMatrix Brake Pads

Wilwood has many types of brake pad compounds designed specifically for racing. It is important to analyze braking requirements and select the proper pads. Experimentation is often necessary to determine the correct compound for a particular application.

POLYMATRIX "A" COMPOUND

Heat Range: Low to X-High, Torque: X-High

"A" compound delivers an immediate cold response with the highest friction values at all temperatures. Engineered for severe-duty oval track race applications that require immediate high response at low temperatures.

POLYMATRIX "B" COMPOUND

Heat Range: High Torque: High

With quick warm-up, high friction, and fade-free performance at high temperatures, "B" is the best choice for sprints on pavement or dirt tracks with extreme braking.

BP-10 ("SMART PADS") COMPOUND

Heat Range: Medium to High, Torque: Light to Medium

A medium to high-temp compound, low-dust characteristics, and the low-temperature response of a street pad. Use on dirt track cars with vented iron rotors, club sport, and track day racers.

POLYMATRIX BP-20 ("SMART PADS") COMPOUND

Heat Range: Medium to X-High, Torque: Light to Medium

Provides increased friction levels with extended temperature range over BP-10. Ideal for heavy braking on dirt tracks, and hobby and sportsman asphalt racing.

POLYMATRIX BP-30 ("SMART PADS") COMPOUND

Heat Range: Medium to X-High, Torque: Light to Medium

Long-wearing pad in the middle temperature ranges with moderate wear in sustained high-heat conditions. Works well on hard-braking dirt late models, DIRT modifieds, and as a proven workhorse on asphalt late models, modifieds, and sportsman.

POLYMATRIX BP-40 ("SMART PADS") COMPOUND

Heat Range: Low to High Torque: Medium

Improved friction compound is well suited to severe-duty oval, road course, and off-road applications that require aggressive response and durability at the highest of temperatures. Pads offer very high heat-fade resistance and long wear rates with iron and steel rotors.

POLYMATRIX "E" COMPOUND

Heat Range: Medium to High, Torque: Medium to High

A proven "Million Dollar" winner and the first choice for all types of dirt racing. "E" has immediate cold response, with consistent torque and pedal response through the entire temperature range. "E" has smooth engagement for finesse driving on slick tracks, with plenty of stopping power right from the start.

POLYMATRIX "H" COMPOUND

Heat Range: Low to X-High, Torque: High to X-High

Slightly softer initial response than "A" compound with the same high-temperature friction. Severe-duty compound has long wear characteristics and works well on oval track applications. Delivers smooth, consistent engagement at all temperatures and pedal pressures.

POLYMATRIX "Q" COMPOUND

Heat Range: Low to Medium, Torque: Medium

Ceramic-enhanced compound is ideally suited for aluminum rotors. Provides smooth engagement, long service life, quick recovery, and high fade-resistance.

COMPOSITION METALLIC "CM" COMPOUND

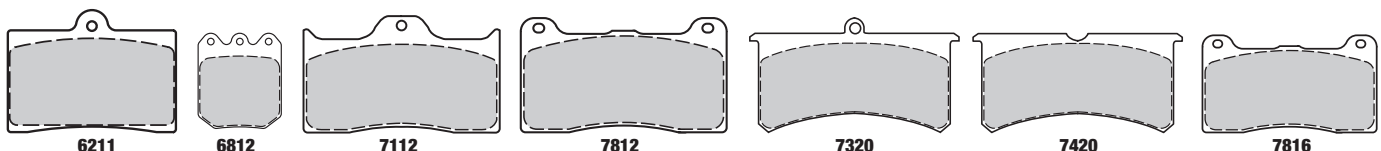
Heat Range: High, Torque: Medium

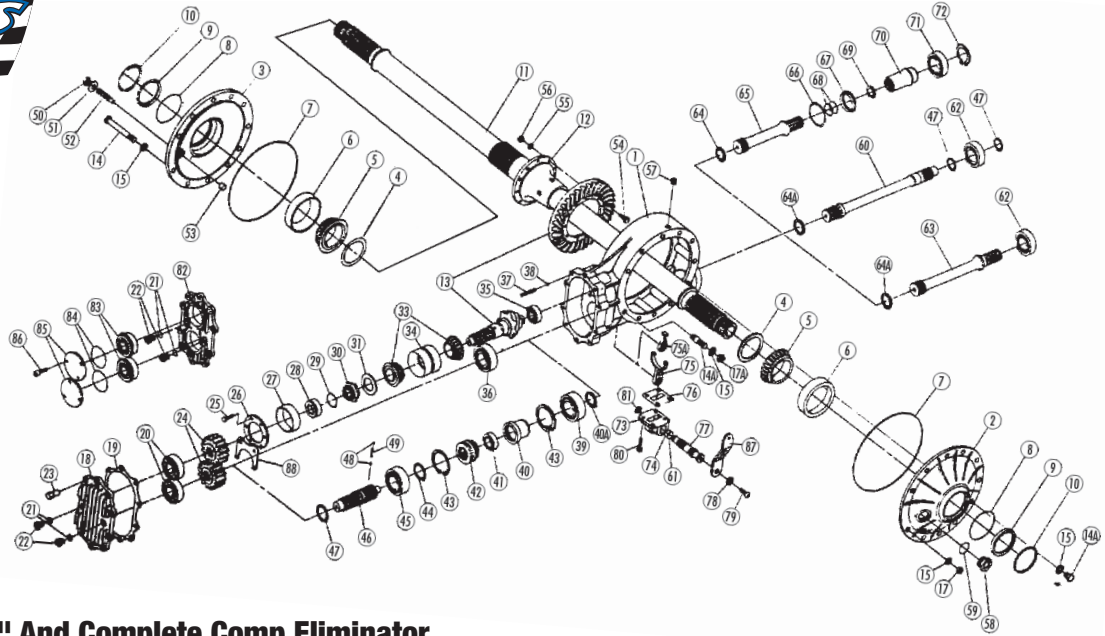
Formulation is specifically for use with Super Alloy rotors. Compound offers high friction throughout temperature range.

POLYMATRIX BRAKE PAD CHART • AXLE SETS, 4 PADS PER SET

Pad Type	"A" Compound	"B" Compound	"BP-10" Compound	"BP-20" Compound	"BP-30" Compound	"BP-40" Compound	"E" Compound	"H" Compound	"Q" Compound	"CM" Compound
Billet Dynalite Single										
6812	WIL15A-10142K	WIL15B-9819K	WIL150-9764K	—	WIL150-14770K	WIL150-12242K	WIL15E-9820K	—	WIL15Q-10144K	WIL150-14770K
Dynalite (Cotter Pin)										
7112	WIL15A-5734K	WIL15B-3991K	WIL150-8850K	—	WIL150-14771K	WIL150-12243K	WIL15E-6096K	—	WIL15Q-6824K	—
Superlite II, III										
7320	WIL15A-5735K	WIL15B-3992K	WIL150-8856K	WIL15E-6100K	—	—	—	—	—	—
Superlite 6 And Forged S/L										
7420	WIL15A-5938K	WIL15B-5939K	WIL150-8854K	—	WIL150-14773K	WIL150-12245K	WIL15E-6084K	WIL15H-8114K	WIL15Q-6829K	—
Billet Dynapro Lug Mount										
7812	WIL15A-9835K	WIL15B-9836K	WIL150-9136K	—	WIL150-14775K	—	WIL15E-9837K	—	—	—
Billet Dynapro Narrow Mount										
7816	WIL15A-7263K	WIL15B-7264K	WIL150-8946K	WIL150-9419K	WIL150-14776K	WIL150-12248K	WIL15E-7266K	—	—	—
GP320										
6211	—	—	—	—	—	—	—	WIL150-13392K	—	—

PADS





“Pro Eliminator” 10" And Complete Comp Eliminator Ring Gear/12-Bolt Quick-Change Assembly Parts List

No.	Description	Part No.	Qty.
1	Alum. Sprint Center (Add "S" to P/N for Shifter)	WIN5840	1
1	Magnesium Sprint Center	WINK2225UHD	
2	Standard Magnesium Right Side Bell	WINK6745-01	1
2	Lightweight Magnesium Right Side Bell	WINK6782-01	
3	Standard Magnesium Left Side Bell (w/Caliper Mount)	WINK6745-02	1
3	Lightweight Magnesium Left Side Bell (w/Caliper Mnt.)	WINK6964-02	
4	Shim Kit, Axle Bearing	WIN6115	1
5	Bearing Cone, Axle	WIN7358	2
6	Bearing Cup, Side Bell	WIN7357	2
7	O-Ring, Side Bell	WIN7403T	2
8	O-Ring, Side Bell Seal	WIN7433	2
9	Seal, Side Bell	WIN7224	2
10	Internal Snap Ring, Side Bell Seal	WIN7626	2
11	Steel Live Axle	WIN5778	1
11	Aluminum Live Axle	WIN5778A	
11	Lightweight Aluminum Live Axle	WIN5778L	
12	Ring Gear Flange, Axle	WIN6769	1
13	Ring And Pinion (Standard with 4.86 Ratio)	WIN5400	1
14	7/16"-20 x 5-1/2" Hex Head, Thru Bolt (9 for Shifter)	WIN7176	10
14A	7/16"-14 x 1-1/4" Hex Head, SCR.	WIN7117	2
15	7/16" SAE Flat Washer	WIN7178	22
17	7/16"-20 Flanged Locknut (9 for Shifter)	WIN7177N	10
18	Magnesium Gear Cover	WINK6480	1
19	Gasket, Gear Cover	WIN6729	1
20	Ball Bearing, Gear Cover	WIN7332	2
22	#6 AN Port Plug with O-Ring (Socket Head)	WIN7874	2
22	#6 AN Port Plug with O-Ring (Hex Head)	WIN7912	
23	3/8"-16 Alum. High Nut, Gear Cover	WIN7794AR	10
24	Quick-Change Gear Set (Not Part of Assembly)	WIN8500	1
25	3/8"-16 x 1" Hex Head, Retainer Plate	WIN7110	6
26	Retainer Plate, Pinion	WING6296A	1
27	Retaining Ring, Pinion	WIN5020	1
28	Posi Lock Retainer	WIN6484	1
29	O-Ring, Posi Lock Retainer	WIN7445	1
30	Posi Lock Nut	WING6485R	1
31	Bearing Washer, Pinion	WIN5055	1
33	Bearing Cone, Pinion Shaft	WIN7308	2
34	Double Bearing Cup, Pinion Shaft	WIN7307	1
35	Roller Bearing, Pinion Nose	WIN7331	1
36	Shielded Ball Bearing, Lower Shaft	WIN7339	1
37	3/8"-16 x 1-3/4" Stud, Gear Cover	WIN7802	10
38	5/16" Dia. Steel Ball, Gear Cover Stud	WIN7398	10
39	Ball Bearing, Stationary Coupler	WIN7391	1
40	Stationary Coupler	WIN6252	1
41	Small Ball Bearing, Stationary Coupler	WIN7392	1
42	Sliding Coupler	WIN6265	1
43	Internal Snap Ring, Rear Bearing	WIN7636	1

No.	Description	Part No.	Qty.
44	External Snap Ring, Stub Shaft	WIN7637	1
45	Shielded Ball Bearing, Stub Shaft	WIN7390	1
46	Stub Shaft	WIN6250	1
47	External Snap Ring, Stub Shaft and Lower Shaft	WIN7610	3
48	1/4" Dia. Steel Detent Ball	WIN7347	2
49	Detent Spring	WIN6318	1
50	1/2"-13 Aluminum Jam Nut	WIN7137A	1
51	1/2" SAE Flat Washer	WIN7167	1
52	1/2"-13 Adjusting Screw	WIN6149	1
53	Thrust Block	WIN5010	1
54	Ring Gear Bolt	WIN5124	12
55	3/8" SAE Flat Washer	WIN7114	12
56	3/8"-24 Locknut	WIN7115	12
57	3/8" Pipe Plug	WIN7111B	1
58	Inspection Plug	WIN3261	1
59	O-Ring, Inspection Plug	WIN7453	1
60	Standard Lower Shaft Closed Drive	WIN5003-05	1
61	O-Ring, Shifter Shaft (Large)	WIN7442	1
62	Special Sealed Ball Bearing, Lower Shaft	WIN7383F	1
63	HT Lower Shaft Shifter	WING6249HT	1
64	External Snap Ring, Lower Shaft for Integral Coupler	WIN7660	1
65	HT Lower Shaft, Shifter with Integral Coupler	WING6678-03	1
66	Spacer, Front Bearing	WIN6680	1
67	Seal, Integral Coupler	WIN7242	1
68	O-Ring, Lower Shaft with Integral Coupler	WIN7452	3
69	Internal Snap Ring, Integral Coupler	WIN7664	1
70	Integral 10-10 Coupler	WIN6676	1
71	Sealed Ball Bearing, Integral 10-10 Coupler	WIN7531	1
72	External Snap Ring, Integral 10-10 Coupler	WIN7657	1
73	Shifter Housing	WINK6264	1
74	O-Ring, Shifter Shaft (Small)	WIN7443	1
75	Shifter Yoke	WIN6302	1
76	Gasket, Shifter Housing	WIN6515	1
77	Shifter Shaft	WIN6251	1
78	3/8" Belleville Washer, Shift Arm	WIN7815	1
79	3/8"-24 x 3/4" Hex Head Bolt, Shift Arm	WIN7109S	1
80	5/16"-18 x 7/8" Ferry-Head Cap Screw, Shift Housing	WIN7795	4
81	External Snap Ring, Shifter Shaft	WIN7631	1
82	Heavy-Duty Gear Cover with Bearings	WINK6630	1
83	Double-Row All Bearing with Snap Ring	WIN7521	2
84	O-Ring, Bearing Cap	WIN7447	2
86	1/4"-20 x 5/8" Socket Head Cap Screw, Bearing Cap	WIN7955	6
87	Shift Arm	WIN6496	1
88	Bearing Retainer	WIN6267	1
89	Stud	WIN7863	2



“Pro Eliminator” 10" Ring Gear/12-Bolt Quick-Change Rear End Assemblies

Magnesium open tube assemblies have 10" ring gears with integral right side bell, shifter, Posi-Lock assembly (WIN8104), aluminum axle (WIN8122), sealed front bearing (WIN8141), pinion nose roller bearing (WIN8143), gear cover (WIN8185), and lightweight side bells (WIN8185).



Part No.	Included Options	R&P Ratio	Housing Width	Housing Offset
WINK837S-S1	WIN8104, WIN8141, WIN8143, WIN8185, WIN8216	4.11	52"	1"
WINK837S-S5	WIN8104, WIN8122, WIN8141, WIN8143	4.86	52"	1"
WINK837S-S6	WIN8104, WIN8122, WIN8141, WIN8143, WIN8163, WIN8208	4.11	52"	1"

Complete Comp Eliminator Rear Axle Assembly

These complete 52" wide quick-change rear axle assemblies with 1" pinion offset include 4.12 ring and pinion, posi-lock assembly, roller bearing on pinion, lightweight 52" axle with 1.875" I.D., and either swivel spline coupler or steel internal 10-10 coupler.



Part No.	Description
WINK1037S-6-SSC	With Swivel Spline Coupler
WINK1037S-6-SIC	With Steel Internal 10-10 Coupler

OPTIONS FOR “PRO ELIMINATOR” AND ELIMINATOR

Part No.	Description
WIN8104	Posi-Lock Assembly
WIN8122	Aluminum Axle
WIN8141	Special Front Bearing
WIN8143	Roller Bearing on Pinion Nose
WIN8185	Lightweight Heavy-Duty Gear Cover

Note: A complete exploded view and breakdown of all component parts can be seen on page 493.



Zack Pretorius

Mike Reusche

Front and Rear Torsion Arms

Heavy-duty styles are for racers that “feel” the arms flex under load. Contact patch under the arm is rounded to prevent premature arm wear. Torsion arms are solid from the bend to the back of the rear arm to help reduce flexing, a feature unique to Winters. Another Winters exclusive is a light press-fit on the shock bolt mounting area of rear arms. 100% machined surface torsion arms, with an available 10° angle broach to stiffen the wheel rate.



Part No.	Description
WINSC2125R	Right Front Torsion Arm, 10° Broach
WINSC2130R	Right Front Torsion Arm
WINSC2686R	Right Rear Torsion Arm
WINSC2688L	Left Rear Torsion Arm

Torsion Stops


Part No.	Description
WINSC2140	1-3/4", Forged 7075-T6 Aluminum
WINSC2160	1-3/4", Forged Steel
WINSC2160T	1-3/4", Forged Titanium
WINSC2170	2", Forged Steel



Jacobs Ladders

Made of 4130 chrome moly steel with 6061-T6 aluminum straps, ladders are available in 13-5/8" and 14" with straps. Straps have 3/8" holes.

Part No.	Description
WINSC2505	13 5/8" Ladder with Straps
WINSC2510	14" Ladder with Straps



Birdcage Axle Spacers

Part No.	Description
WIN2269	Steel Spacer for Splined Bearing Shoulder
WIN6156	Steel Ring, 1/8", Installs Prior to Birdcage
WIN12239	Splined Bird Cage Spacer, Left Rear Axle



Sprint 2" Rear Axle Spacer Kit WIN6705

2" rear axle spacer kit fits 42-spline rear wheels and axles, includes one of each: straight spacers, 3/8", 7/8", 1-7/8", 2-3/8" and tapered 1-1/2", 2" spacers. Billet 7075-T6 aluminum.



Sprint Axle Spacer Kit WIN3558

Ten-piece axle spacer kit includes (2) 3/8" and (2) 3/4" straight spacers, (2) 1" and (1) 2" splined spacers, and (1) 1-1/4", (1) 2", and (1) 2-1/2" tapered splined spacers. Billet 7075-T6 aluminum.





Rear Axle Nuts

Hex nuts are made from 7075-T6 aluminum for sprints. Sold individually.



Part No.	Description
WIN6121L-UL	Sprint, LH Threads
WIN6121R-UL	Sprint, RH Threads
WIN6121L-UL	Sprint LH, Axle Nut for Ultra Lite Axle
WIN6121R-UL	Sprint RH, Axle Nut for Ultra Lite Axle

Front Axle Kit WIN4245-C-Y

Comprehensive kit includes lightweight, 2-1/2" dia. 4130 chrome moly front axle, forged aluminum direct-mount hubs, front spindles, steering arms, steering tie rod, rod ends, jam nuts, hollow king pins, aluminum king pin caps, left front caliper mount, wheel bearings, seals, O-rings, and necessary hardware.



Forged Direct-Mount Front Hubs

Winters aluminum direct-mount front hubs are forged from 2024-T3 for superior strength. Aluminum hubs are CNC-machined, maintaining precise tolerances and gold anodized to resist corrosion. Complete with dust caps, wheel studs, nuts, bearings, races, and seals.



Part No.	Description
WIN3980	Front Forged Aluminum Hub Set, for L/W Spindle
WIN3980C	Front Forged Aluminum Hub Set for L/W Spindle, Silver
WIN3980B	Front Forged Aluminum Hub Set, for L/W Spindle, Black
WIN7291V	Double Lip Seal, for Oil

Track Star 5 Front Hubs WIN3980-5B

Lightweight, forged 2024-T3 aluminum front hubs are CNC-machined to precise tolerances and offer exceptional durability, while reducing critical rotating weight. Left hubs weighs 3.50 pounds, while right hub weighs 3.30 pounds. Hubs are sold complete with screw-in dust caps, wheel studs, nuts, bearings, races and seals.



King Pin Components

Part No.	Description
WIN1109-02A	King Pin Cap, Aluminum
WIN6476-02	King Pin, Steel



Front Spindles

Part No.	Description
WIN3622	With Straight Steel Snout
WIN3622-B	With Straight Steel Snout, Black



Trick Spindle Nut Assembly WIN2377



Left Front Caliper Mount for 10-7/8" Rotor WINSC2810



Front Steering Arms

All Winters sprint steering arms are forged 7075-T6 aluminum.

Part No.	Description
WIN3451	Single Right, for 3-1/4" Spindles
WIN3452	Combo Left, for 3-1/4" Spindles



Splined Rear Wheel Center WIN3784

This splined wheel center is 100% CNC-machined from forged 2024-T3 aluminum. This replacement center fits most popular brands of wheels, while exceeding the strength of the original center.



6-Pin Hub Studs WIN5899

Six front hub drive pins. For knock-off hubs.



Birdcages WINSC2575-9118

This state-of-the-art sprint birdcage is designed with strength in mind but still emphasizes weight savings. The forged 7075-T6, black anodized birdcage comes in pairs with fully greasable 28mm angular contact bearings, integral timing level, and all hardware.



Part No.	Description
WIN8668-1	Angular Contact Bearing, 28mm, Sold Individually
WINSC2574	Caliper Mount with Hardware

Steel Torque Balls with Boot Assembly WIN4605

Components are also offered separately.

Part No.	Description
WIN4064	Torque Ball
WIN4267	Retaining Collar Set



Torque Ball WIN4064

Sprint oversized torque ball assemblies are offered in standard and lightweight versions. Lightweight assembly is PTFE coated to reduce friction, decrease wear, and resist corrosion.



Aluminum Torque Tube and Collar WIN6661-02

Aluminum 3" dia. torque tube is 28" long. Includes aluminum collar.



10-10 Couplers

Part No.	Description
WIN5987	Standard Steel 10-10 Coupler
WIN6676	Integral Steel 10-10 Coupler



WIN5987



U-Joint Assemblies

The latest development in U-joint technology, Hercules 7075 billet aluminum joints capture the journal and the U-bolts hold it securely. Weighs only 3.8 pounds and is available in both 16- or 32-spline.



WIN4950-16

Part No.	Description
WIN3700	Aluminum U-Joint Assy. for Chevy/Chrysler
WIN3700-2	Steel/Aluminum U-Joint Assy. for Chevy/Chrysler
WIN4950-16	Hercules 16-Spline U-Joint
WIN4950-32	Hercules 32-Spline U-Joint

Ring and Pinion Assemblies

Gear sets fit popular 10" diameter, 12-bolt quick-change rear ends. Available with or without bearings.

Ratio	Part No. without Bearings	Part No. with Bearings
4.11	WIN5714	WIN5715
4.86	WIN5400	WIN5401



Quick-Change Accessories

Part No.	Description
WIN3053	Bearing Liner
WIN3067	Cable Bracket, Small
WIN4043	Cable Bracket, Two Bolt
WIN6115	Sprint Shim Kit, 9 Pcs.
WIN6744	Cable Bracket, Large
WIN7403T	O-Ring, 10" Open Tube Side Bell
WIN7433	O-Ring Seal, 10" Open Tube
WIN7521	Gear Cover Bearings, Pair



Through-Bolt Kit WIN5218

Kit contains ten 7/16"-20 x 5-1/2" Through bolts, washers, and lock nuts.

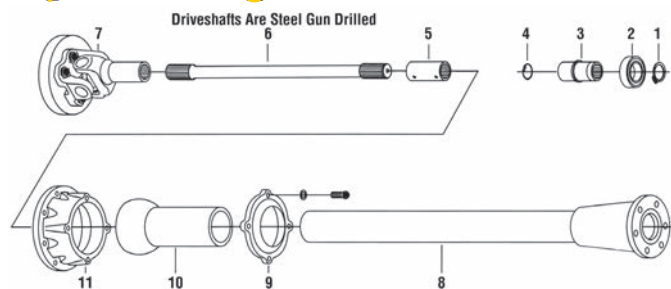


Posi-Lock Nut Assembly WIN6498R

Pinion Posi-Lock nut assembly fits 10" quick-change rear ends. Positive locking O-ring retains the nut and the spacer. Easy removal, but still stays in place when quick-change gears are being changed. Available in right-hand thread only.



Sprint/Midget Closed Driveline



- Snap Ring (Integral 10-10 Coupler)
- Front Bearing (Integral 10-10 Coupler)
- Integral 10-10 Coupler
- Internal Snap Ring (Integral 10-10 Coupler)
- Standard 10-10 Coupler
- Driveshaft 10-16 Spline
- U-Joint Assembly
- Torque Tube and Collar
- Collar (Bellhousing)
- Torque Ball
- Bellhousing

Swivel Spline Driveline Conversion Kit WIN3942-05

Swivel Spline Conversion Kit WIN3942-03

Installation kit with gun-drilled steel drive shaft.



Part No.	Description
WIN2975	Swivel Spline Coupler
WIN2976-32	Swivel Insert
WIN4282	Swivel Spline Seal Kit for Drive Shaft
WIN7280	Swivel Spline Seal for Lower Shaft

Heat-Treated Lower Shafts WIN6249HT

Designed for use on 10" full-size quick-change rear ends.

Part No.	Description
WIN6249HT	Standard Coupler
WIN6678-03	Internal Coupler



Open Tube Breather Assembly WIN2966

Provides a vent for open tube rear end assemblies. Includes O-ring boss -6AN breather fitting, breather adapter plug, O-ring, and 16" of poly tubing.



Semi-Synthetic Lubricant WIN1730

Specifically engineered for rear axles, semi-synthetic 80-90-140W Hypoid lube has moly additives to reduce friction and enhance durability. Sold in 1-gallon containers.



8500 Series 10-Spline Quick Change Gear Poster WINPOSTER10

Full-sized (16-1/2" x 20") poster displays tooth count and ring and pinion ratio data. Ideal for the race shop or trailer.



Magnesium Sprint Center Gear Covers

Cover No.	Bearing No.
WINK6508	WIN7332



Gear Cover Accessories

Fig. No.	Description	Part No.
5	Aluminum High Nut and Stud Kit	WIN6390AR
5	Aluminum High Nuts Only	WIN7794AR
5	Aluminum Short High Nut	WIN7794ASR
5	3/8"-16 Aluminum Short High Nut	WIN7794ASBK
6	Sprint Center Gasket (Heavy-Duty)	WIN6729HD
6	Sprint Center Gasket, Gear Cover	WIN6729
7	O-Ring, H.D. Sprint Cover Bearing Cap	WIN7447
9	Large Inspection Plug	WIN5290-01
10	Small Inspection Plug	WIN6857



8500 Series 10-Spline Quick-Change Gears (Sprint Gears)


Winters 10-spline, quick-change gears for use with 10" dia. ring gear are 1-3/8" wide, and machined, broached, and hobbled from quality SAE 8620 steel by Winters technicians. Sets 50 through 58 are for limited horsepower applications only. Winters also has an attractive poster (WIN-POSTER10) which displays all available gear sets and ratios, making it an ideal reference chart for the wall of any race shop.

Part No.	Gear Set No.	4.12 Axle Ratio (8-33 Teeth)		Low Spur Ratio	No. of Teeth	High Spur Ratio	4.86 Axle Ratio (7-34 Teeth)	
		Low	High				Low	High
WIN8501	1	4.12	4.12	1.000	21/21	1.000	4.86	4.86
WIN8502	2	3.97	4.27	0.964	27/28	1.037	4.69	5.04
WIN8505	5	3.96	4.29	0.960	24/25	1.042	4.67	5.06
WIN8515A	15A	3.93	4.32	0.955	21/22	1.048	4.64	5.09
WIN8515	15	3.91	4.34	0.950	19/20	1.053	4.62	5.11
WIN8526	26	3.84	4.43	0.931	27/29	1.074	4.53	5.22
WIN8506	6	3.79	4.48	0.920	23/25	1.087	4.47	5.28
WIN8525	25	3.75	4.53	.0909	20/22	1.100	4.42	5.34
WIN8512	12	3.69	4.60	0.897	26/29	1.115	4.36	5.42
WIN8507	7	3.65	4.66	0.885	23/26	1.130	4.30	5.49
WIN8507A	7A	3.61	4.71	0.875	21/24	1.143	4.25	5.55
WIN8517	17	3.57	4.75	0.867	26/30	1.154	4.21	5.60
WIN8517A	17A	3.53	4.81	0.857	24/28	1.167	4.17	5.67
WIN8508A	8A	3.51	4.84	0.852	23/27	1.174	4.14	5.70
WIN8508	8	3.49	4.87	0.846	22/26	1.182	4.11	5.74
WIN8519	19	3.46	4.91	0.840	21/25	1.190	4.08	5.78
WIN8509A	9A	3.43	4.94	0.833	25/30	1.200	4.05	5.83
WIN8509	9	3.40	4.99	0.826	19/23	1.211	4.02	5.88
WIN8511	11	3.36	5.06	0.815	22/27	1.227	3.96	5.96
WIN8503	3	3.32	5.11	0.806	25/31	1.240	3.92	6.02
WIN8513	13	3.30	5.15	0.800	20/25	1.250	3.89	6.07
WIN8518	18	3.27	5.20	0.793	23/29	1.261	3.85	6.12
WIN8518A	18A	3.24	5.24	0.786	22/28	1.273	3.82	6.18
WIN8504A	4A	3.22	5.26	0.783	18/23	1.278	3.80	6.21
WIN8520A	20A	3.20	5.30	0.778	21/27	1.286	3.78	6.25
WIN8504	4	3.19	5.32	0.774	24/31	1.292	3.76	6.27
WIN8520	20	3.17	5.36	0.769	20/26	1.300	3.74	6.31
WIN8522	22	3.13	5.42	0.760	19/25	1.316	3.69	6.39
WIN8516	16	3.09	5.49	0.750	18/24	1.333	3.65	6.48
WIN8510	10	3.05	5.57	0.739	17/23	1.353	3.59	6.57
WIN8510A	10A	3.02	5.62	0.733	22/30	1.364	3.56	6.62
WIN8534A	34A	3.00	5.67	0.727	16/22	1.375	3.54	6.68
WIN8534	34	2.97	5.69	0.724	21/29	1.381	3.52	6.71

Part No.	Gear Set No.	4.12 Axle Ratio (8-33 Teeth)		Low Spur Ratio	No. of Teeth	High Spur Ratio	4.86 Axle Ratio (7-34 Teeth)	
		Low	High				Low	High
WIN8514	14	2.96	5.73	0.719	23/32	1.391	3.49	6.76
WIN8514A	14A	2.94	5.77	0.714	20/28	1.400	3.47	6.80
WIN8535	35	2.92	5.82	0.708	17/24	1.412	3.44	6.86
WIN8532	32	2.90	5.86	0.704	19/27	1.421	3.42	6.90
WIN8532A	32A	2.87	5.91	0.697	23/33	1.435	3.39	6.97
WIN8524	24	2.84	5.97	0.690	20/29	1.450	3.35	7.04
WIN8536	36	2.80	6.06	0.680	17/25	1.471	3.31	7.14
WIN8537	37	2.79	6.08	0.677	21/31	1.476	3.29	7.17
WIN8523	23	2.75	6.18	0.667	22/33	1.500	3.24	7.29
WIN8521	21	2.70	6.29	0.655	19/29	1.526	3.18	7.41
WIN8521A	21A	2.69	6.32	0.652	15/23	1.533	3.17	7.45
WIN8527	27	2.67	6.37	0.647	22/34	1.545	3.15	7.51
WIN8543	43	2.64	6.44	0.644	16/25	1.563	3.11	7.59
WIN8528	28	2.61	6.51	0.633	19/30	1.579	3.08	7.67
WIN8528A	28A	2.59	6.54	0.630	17/27	1.588	3.06	7.71
WIN8529	29	2.58	6.59	0.625	15/24	1.600	3.04	7.77
WIN8539	39	2.56	6.64	0.621	18/29	1.611	3.02	7.83
WIN8530	30	2.54	6.70	0.615	26/16	1.625	2.99	7.89
WIN8540	40	2.53	6.72	0.613	19/31	1.632	2.98	7.93
WIN8541	41	2.50	6.81	0.607	17/28	1.647	2.95	8.00
WIN8531	31	2.47	6.87	0.600	21/35	1.667	2.92	8.10
WIN8533	33	2.42	7.00	0.588	20/34	1.700	2.86	8.26
WIN8531A	31A	2.40	7.06	0.583	21/36	1.714	2.84	8.33
WIN8530A	30A	2.38	7.14	0.577	15/26	1.733	2.80	8.42
WIN8550	50	2.35	7.21	0.571	35/20	1.750	2.78	8.50
WIN8551	51	2.34	7.27	0.567	30/17	1.760	2.75	8.57
WIN8552	52	2.32	7.32	0.563	32/18	1.778	2.73	8.64
WIN8554	54	2.29	7.42	0.556	15/27	1.800	2.70	8.74
WIN8555	55	2.27	7.47	0.552	29/16	1.813	2.68	8.80
WIN8556	56	2.26	7.51	0.548	31/17	1.824	2.67	8.86
WIN8557	57	2.20	7.73	0.533	30/16	1.875	2.59	9.11
WIN8558	58	2.19	7.76	0.531	32/17	1.882	2.58	9.14


4400 Series 6-Spline Quick-Change Gears (Midget Gears)

Part No.	Gear Set No.	Low Spur Ratio	High Spur Ratio	No. of Teeth	3.78 Axle Ratio (9-34 Teeth)		4.11 Axle Ratio (9-37 Teeth)		4.33 Axle Ratio (9-39 Teeth)	
					Low	High	Low	High	Low	High
WIN4401	1	1.000	1.000	24/24	3.78	3.78	4.11	4.11	4.33	4.33
WIN4402	2	0.958	1.043	23/24	3.62	3.94	3.94	4.29	4.15	4.52
WIN4403	3	0.920	1.087	23/25	3.48	4.11	3.78	4.47	3.98	4.71
WIN4403B	3B	0.895	1.118	17/19	3.38	4.22	3.68	4.59	3.87	4.84
WIN4403A	3A	0.880	1.136	22/25	3.33	4.30	3.62	4.67	3.81	4.92
WIN4404	4	0.846	1.182	22/26	3.20	4.47	3.48	4.86	3.66	5.12
WIN4405	5	0.808	1.238	21/26	3.05	4.68	3.32	5.09	3.50	5.36
WIN4405A	5A	0.792	1.263	19/24	2.99	4.77	3.25	5.19	3.43	5.47
WIN4406	6	0.778	1.286	21/27	2.94	4.86	3.20	5.28	3.37	5.57
WIN4424	24	0.767	1.304	23/30	2.90	4.93	3.15	5.36	3.32	5.65
WIN4425	25	0.750	1.333	18/24	2.84	5.04	3.08	5.48	3.25	5.77
WIN4407	7	0.741	1.350	20/27	2.80	5.10	3.04	5.55	3.21	5.85
WIN4423	23	0.727	1.375	16/22	2.75	5.20	2.99	5.65	3.15	5.95
WIN4408	8	0.714	1.400	20/28	2.70	5.29	2.94	5.75	3.09	6.06
WIN4422	22	.704	1.421	19/27	2.66	5.37	2.89	5.84	3.05	6.15
WIN4409	9	0.696	1.438	16/23	2.63	5.43	2.86	5.91	3.01	6.22
WIN4410	10	0.682	1.467	15/22	2.58	5.54	2.80	6.03	2.95	6.35
WIN4411	11	0.667	1.500	18/27	2.52	5.67	2.74	6.17	2.89	6.50
WIN4412	12	0.655	1.526	19/29	2.48	5.77	2.69	6.27	2.84	6.61
WIN4413	13	0.652	1.533	15/23	2.47	5.80	2.68	6.30	2.82	6.64
WIN4414	14	0.636	1.571	14/22	2.41	5.94	2.62	6.46	2.76	6.80
WIN4415	15	0.625	1.600	15/24	2.36	6.05	2.57	6.58	2.71	6.93
WIN4416	16	0.615	1.625	16/26	2.33	6.14	2.53	6.68	2.66	7.04
WIN4417	17	0.600	1.667	18/30	2.27	6.30	2.47	6.85	2.60	7.22
WIN4418	18	0.591	1.692	13/22	2.23	6.40	2.43	6.96	2.56	7.33
WIN4418A	18A	0.571	1.750	16/28	2.16	6.62	2.35	7.19	2.47	7.58
WIN4419	19	0.560	1.786	14/25	2.12	6.75	2.30	7.34	2.42	7.73



• IMPORTANT •

Install Quick Change Gears With Shoulder Facing Out Toward Gear Cover Bearings





7" Quick-Change Gears

Quick-change gears are manufactured from premium SAE 8620 steel and crown cut.



Part No.	Low Spur Ratio	High Spur Ratio	No. of Teeth	3.78 R&P Ratio		4.57 R&P Ratio		5.13 R&P Ratio	
				Low	High	Low	High	Low	High
WIN3801	1.00	1.00	25/25	3.78	3.78	4.57	4.57	5.13	5.13
WIN3802	.96	1.05	23/22	3.63	3.97	4.39	4.80	4.92	5.39
WIN3803	.92	1.08	26/24	3.48	4.08	4.20	4.94	4.72	5.54
WIN3805	.88	1.14	24/21	3.33	4.31	4.02	5.21	4.51	5.85
WIN3806	.85	1.17	27/23	3.21	4.42	3.88	5.35	4.36	6.00
WIN3807	.83	1.20	30/25	3.14	4.54	3.79	5.48	4.26	6.16
WIN3808	.82	1.22	22/18	3.10	4.61	3.75	5.58	4.21	6.26
WIN3809	.80	1.25	25/20	3.02	4.73	3.66	5.71	4.10	6.41
WIN3810	.79	1.27	28/22	2.99	4.80	3.61	5.80	4.05	6.52
WIN3811	.77	1.29	31/24	2.91	4.88	3.52	5.90	3.95	6.62
WIN3812	.74	1.35	23/17	2.80	5.10	3.38	6.17	3.80	6.93
WIN3813	.73	1.37	26/19	2.76	5.18	3.34	6.26	3.74	7.03
WIN3814	.72	1.38	29/21	2.72	5.22	32.9	6.31	3.69	7.08
WIN3815	.67	1.50	30/20	2.53	5.67	3.06	6.86	3.44	7.70



Small Block Chevy 23° Forged Max Series Flat-Top Piston Kits WISK0003X3

Max Series, 23° small block 350 Chevy kits utilize strutted, high-strength 2618 alloy pistons with low-friction metric piston rings. Flat-top pistons feature ArmorGlide-coated skirts for reduced scuffing and lateral gas ports for maximum compression sealing. Pistons are sold in sets of eight, complete with 1.2mm, 1.2mm, and 3.0mm metric GFX piston rings, .927" x 2.250" piston pins, and spiral locks.



Bore	Stroke	Rod Length	"0" Deck Height At	Comp. Height	Dome Volume
4.030"	3.480"	5.700"	8.990"	1.550"	-5.7cc

Wrist Pin Retainers WISCS-24

Replacement three-layer spiral locks fit small block Chevy, .927" diameter wrist pins. Retainers are .075" thick x 1.010" free O.D. and sold in pairs.



Woodward Precision Steering Components, known for their unique features, are the choice of top professional drivers. For example, interchangeable pinion gear assemblies permit the installation of different steering ratios without having to change either the rack shaft or the housing.

Steering Universal Joints

Steering universal joints feature billet bodies, low-friction needle roller bearing, heat-resistant seals and a solid, one-piece trunnion made of 6150 chrome vanadium. U-joints combine zero backlash with extremely low operating effort because of their close tolerances. Can operate smoothly at a 30° angle. Splined ends feature two set screws for positive shaft retention.



W00UA100100

Part No.	Description
W00UA100100	.750" x .750" Smooth Bore
W00UA102100	.735", 36-Spline x .750" Smooth Bore

Weld-In Steering Shaft Stubs

Fabricate custom length steering shafts with standard 3/4" O.D. steel tubing.



Part No.	Description
W00ST201A	Weld-In Stub, for .120" Wall x 3/4" O.D.
W00ST201B	Weld-In Stub, for .065" Wall x 3/4" O.D.

Steering Wheel Quick-Releases

Releases have precision low-profile "square" splines with 2" of engaged length to resist unintentional removal. Release cannot eject itself accidentally and requires minimal effort to release it. Steel or aluminum pull-ring quick-releases meet stringent SFI 42.1 specs. Complete with weld-on adapter, bolts, and washers.



Part No.	Description
W00QRA-1R	Quick-Release with Aluminum Pull Ring
W00QRS	Quick-Release with Steel Pull Ring



Small Block Chevy Racing Spark Plug Wire Sets

Manufactured using high-quality components. A silicone jacket is covered with fiberglass braided EPDM insulation and an Aramid fiber core is coated with conductive latex, spiral-wrapped in stainless steel. The resulting wire has the conductivity and performance of a metal core. Ready-to-install, custom-tailored wire sets are race proven. Small block Chevy wires listed include 90° boots at distributor and spark plug ends.



Part No.	Description
WDYS813	SB Chevy, HEI, Around Front
WDYS817	SB Chevy, HEI, Around Back



Racing Oil Filters

Wix racing oil filters use "glass-enhanced" cellulose media to capture particles as small as 10-12 microns, removing up to 94% more dirt than traditional filters. Some styles include built-in bypasses to maintain oil pressure, even under heavily clogged conditions.



Part No.	Application	Height	Dia.	Thread Size	By-Pass Rate	Flow
WIX51060R	Chevy	5.170"	3.600"	13/16"-16	None	28 GPM
WIX51061R	Late GM	5.178"	3.660"	13/16"-16	None	28 GPM
WIX51069R	Chevy	4.330"	3.600"	13/16"-16	None	28 GPM
WIX51222R	Remote Mount	6.210"	4.600"	1-1/2"-12	18-22 PSI	28 GPM
WIX51515R	Chrysler/Ford	5.170"	3.600"	3/4"-16	8-11 PSI	28 GPM
WIX51794R	Chevy	7.820"	3.600"	13/16"-16	None	28 GPM
WIX57003R	Remote Mount	6.210"	4.600"	1-1/2"-12	18-22 PSI	30 GPM
WIX57007R	Remote Mount	5.900"	4.200"	1-1/2"-16	18-22 PSI	30 GPM

Dirt Racing Air Filters

[WIX42096R](#)

Racing air filter elements flow over 1,000 CFM without compromising filtering qualities. Wix racing air filters extend piston ring life by removing dirt, debris, and other contaminants before they enter the engine. 14" diameter x 4" tall.



Metal Rescue Rust Remover Gel

[WSH17-MRG](#)

This rust-removing gel is clean, safe, and easy to use. The non-toxic, environmentally safe, biodegradable gel requires no scrubbing, dipping, or wire brushing. Manufactured with a highly adhesive formula allows for easy use on vertical surfaces with very little waste. 17.64-oz. container.



Chevy Spin-On Oil Filter Conversion Kit

[WIX24061](#)

Convert 1956-67 Chevy V-8s from OEM canister type to spin-on oil filter. Includes base, gasket, mounting bolts, and instructions.



Oil Filter Adapters

When exhaust header-to-oil filter clearance is an issue, specialized adapters convert engine-mounted filter to a remote-mounted base. Adapters include 1/2" NPT female inlet and outlet ports. Oil lines must be purchased separately.



Part No.	Description
WIX24730	3/4"-16 Threads (Ford/Chrysler)
WIX24734	13/16"-16 Threads (GM)

Remote-Mount Oil Filter Mounting Base

Used with an oil filter adapter, remote-mounted base can filter engine oil, transmission fluid, etc. Base has three mounting holes, dual 1/2" NPT inlet and outlet ports, and two 1/2" NPT plugs for blocking off unused ports.



Part No.	Description
WIX24764	Remote-Mounted Base, Accepts 3/4"-16 Filters (Ford/Chrysler)
WIX24766	Remote-Mounted Base, Accepts 13/16"-16 Filters (GM)
Replacement Component	
WIX24004	Replacement Element

Metal Rescue Rust Remover Bath

Metal Rescue is a non-hazardous, easy, safe, clean, and effective method of rust removal without health or environmental concerns. Easy to use; simply immerse rusty parts in the liquid for 5 minutes to 24 hours based on the amount of rust, temperature of the liquid, and type of steel. Metal Rescue removes the rust from the part and the rust becomes suspended in the solution. Once rust is removed, simply rinse part off and dry, and the part is ready for use. Sold in 1- and 5-gallon containers.



1 Gallon	5 Gallon
WSH128-MR	WSH5-MR



Plasma Cutting Machine **NEW!**

Plasma cutter is able to cut up to 1/2" thick mild steel. 220-volt, single-phase electric unit, which features a 20-40-amp current range and 60% duty cycle, incorporates solid state electronics into a sturdy metal cabinet. Includes hand torch with cable, ground cable with clamp, and power cord.



Part No.	Description
WWFPL500	Plasma Cutting Machine
WWFPL-KIT	Consumable Kit for WWFPL500/WWFPL320, Includes (5) Dual-Sided Electrodes, (5) Nozzles, (2) Ceramic Cups, & (2) Ceramic Diffusers

TIG Welder WWFTIG-180

Designed for home or light-duty industrial use, TIG welder can weld from .025" to 3/16" mild steel. Solid-state electronics are housed in a sturdy metal cabinet. 220-volt, single-phase electric welder offers infinitely variable output control and a 60% duty cycle. Includes power source, electrode holder, ground cable with clamp, and power cord.



120-Amp MIG Welder WWFMIG-190

Flux-core wire machine requires no gas and is ideal for home or light-duty industrial use. 220-volt, single-phase electric welder includes solid-state electronics housed within a sturdy metal cabinet. Sold complete with power source, MIG gun with 6' cable, ground clamp and cable, spool of weld wire, and power cord.



Plasma Cutting Machine WWFPL500

Plasma cutter can cut up to 1/2" thick mild steel. 220-volt, single-phase electric unit features a 20-40 amp current range and 60% duty cycle, and is built using solid-state electronics into a sturdy metal cabinet. Includes hand torch with cable, ground cable with clamp, and power cord.



Welding Cart WWFWC8202

Heavy-duty portable welding cart combines durable steel construction with easy rolling wheels to provide effective storage and transport for most welders. Black powder-coated cart measures 21"H x 24-1/2"L x 16-3/4"D and includes plenty of space for welder, gas bottles, and related accessories.



90° Cast Iron Welding Clamps

Heavy-duty cast iron 90° clamps are designed to hold parts securely during welding. Clamps include a self-centering and swiveling rear jaw that can hold items of varying sizes. Offered in two sizes, clamps feature machined surfaces and are assembled using copper-plated Acme screws for durability.



Part No.	Description
WWFC-2.3	2-3/8" Maximum Opening
WWFC-4.0	4" Maximum Opening

Magnetic Weld Positioning Clamp WWFWFC

Magnetic clamp holds parts at virtually any angle for welding. Steel clamp has 4-3/4" edges and requires no batteries or power.



Tube Straightener WWFTT100

Tube straightener mounts to a workbench or clamps in a vise and straightens coiled tubing quickly using (5) easy turning, 2-3/8" dia. non-marring Delrin wheels. Adjustable for use on 3/16" through 1/2" dia. round tubing.



Pipe/Tube Bending Kit WWFSPBENDKIT

Perform smooth, kink-free bends to 3/8" through 7/8" round and 3/4" or 1" square tubing. Tool kit mounts to a bench top or clamps in a vise, and features an extension handle and threaded adjustment. Includes rugged cast iron base, handle, and dies (3/8", 1/2", 9/16", 5/8", 3/4", and 7/8" for round tubing, 3/4" and 1" for square tubing).



Hand Tubing Bender WWFWF4-1BEND

Hand-operated, 12" long unit allows creation of kink-free bends for brake lines, transmission lines, etc. All-in-one, easy-to-use tool is capable of bending 3/16", 1/4", 5/16", and 3/8" tubing.



Hole Saw Pipe Notcher WWFSPPIPENOTCH

Designed for use with a hand-held drill motor or drill press, pipe notcher accepts standard hole saw blades up to 2-1/2" or pipe up to 2", while allowing compound angle adjustments up to 60° using an easy-to-read angle scale. Features a chrome-plated frame and bronze bearing for long service life.





Manual Tube and Pipe Bender

WWFWFB2

Manually-operated unit can effectively bend up to 2" round or square tubing. Metal-framed bender uses CNC-machined components, engraved degree ring, and 36" handle for smooth, precise operation. Optional stand converts unit from bench-top to stand-alone operation. Manual tube bender dies may be purchased separately.



Part No.	Description
WWFWFB2STAND	Optional 37" Tall Stand For WFB2
WWFWFBDT11/2X5	1-1/2" Round O.D. Tube Die x 5" CLR 120° Die Set
WWFWFBDT11/2X5-180	1-1/2" Round O.D. Tube Die x 5" CLR 180° Die Set
WWFWFBDT11/4X4	1-1/4" Round O.D. Tube Die x 4" CLR 120° Die Set
WWFWFBDT11/4X4-180	1-1/4" Round O.D. Tube Die x 3" CLR 180° Die Set
WWFWFBDT13/4X6	1-3/4" Round O.D. Tube Die x 6" CLR 120° Die Set
WWFWFBDT13/4X6-180	1-3/4" Round O.D. Tube Die x 6" CLR 180° Die Set
WWFWFBDT15/8X5	1-5/8" Round O.D. Tube Die x 5" CLR 120° Die Set
WWFWFBDT15/8X5-180	1-5/8" Round O.D. Tube Die x 5" CLR 180° Die Set

Pipe Notcher WWFWFN6

Engineered for use with any 1/2" hand drill, tool mounts to a bench or clamps in a vise and works with tubing from 3/4" to 3" O.D., notching it as desired. Notcher features solid steel construction with a hardened and ground spindle that accepts standard hole saws.



Sheet Metal Thickness Gauge

WWFWFSG

Handy tool quickly determines sheet metal thickness. Easy-to-read scale is engraved 0-30 gauge on one side and .0125"-.3125" on the reverse side.



Cast Iron Vises

These solid cast iron vises offer a large anvil area, swivel base, and replaceable hardened steel pipe jaws at an economical price. Choose from 4" or 6-1/2" bench-mounted units.



Part No.	Description
WWFWFV4.0	4" Cast Iron Vise
WWFWFV6.5	6-1/2" Cast Iron Vise

Heuer Forged Steel Vises

Among the industry's leading bench vises, German-made Heuer units use forged steel frames, which are 35% stronger than traditional cast iron units. Virtually indestructible, each vise incorporates a specially-crafted spindle and precision-machined surfaces for exceptionally smooth operation. Choose from vises with fixed or replaceable jaws.



Part No.	Description
WWFVH100100	4" (100mm) Jaw Width, Fixed Jaws
WWFVH100140	5-1/2" (140mm) Jaw Width, Fixed Jaws
WWFVH100160	6-1/4" (160mm) Jaw Width, Fixed Jaws
WWFVH100180	7" (180mm) Jaw Width, Fixed Jaws
WWFVH101140	5-1/2" (140mm) Jaw Width, Replaceable Jaws
WWFVH101160	6-1/4" (160mm) Jaw Width, Replaceable Jaws



Power Cell 12-Volt AGM Racing Batteries

Specifically designed for racing applications, Power Cell 12-volt AGM (Absorbed Glass Mat) batteries are completely sealed, eliminating leakage. Cranking power is two to three times that of an equal size flooded battery. All have SAE post adapters included.



XSPD3400

Part No.	Max Amps	Ah	Length	Width	Height	Weight
XSPS680	1000	28	7.28"	3.19"	6.63"	17.42 lbs.
XSPS925	2000	55	6.65"	7.04"	4.98"	25.57 lbs.
XSPS975	2100	50	7.83"	5.24"	6.63"	29.07 lbs.
XSPS1200	3300	135	7.97"	6.69"	6.75"	35.94 lbs.
XSPD3400	3300	65	10.24"	6.75"	7.20"	46 lbs.

Lightweight Aluminum Battery Hold Downs

Offered in billet or stamped aluminum, hold downs are designed to secure XS Power batteries.



Part No.	Description
XSP511	S680 Stamped Side Mount Box with Window
XSPHD-975	S975 Billet Hold Down

Battery Post Adapters

Brass adapters allow use of conventional, post-style terminals on XS Power batteries. Sold in pairs with fasteners.




Part No.	Description
XSP580	Short Brass Post Adapters, M6
XSP586	Tall Brass Post Adapters for 925/1200 Models, M6



Aluminum Hose Ends

XRP hose ends are aviation nipple and cutter style to prevent blow off and leakage problems. Fittings are built from heat-treated aluminum and are race ready.

Red/Blue Swivel Part No.	Black Swivel Part No.	Red/Blue Non-Swivel Part No.	AN Size
Straight			
XRP100004	XRP100004BB	—	-4
XRP100006	XRP100006BB	—	-6
XRP100008	XRP100008BB	—	-8
XRP100010	XRP100010BB	—	-10
XRP100012	XRP100012BB	—	-12
XRP100016	XRP100016BB	—	-16
—	XRP100020BB	—	-20
30° Hose Ends			
XRP203006	—	—	-6
—	—	XRP103008	-8
XRP203010	XRP203010BB	—	-10
XRP203012	XRP203012BB	—	-12
XRP203016	XRP203016BB	—	-16
45° Hose Ends			
—	—	XRP104504	-4
XRP204506	XRP204506BB	XRP104506	-6
XRP204508	XRP204508BB	XRP104508	-8
XRP204510	XRP204510BB	XRP104510	-10
XRP204512	XRP204512BB	XRP104512	-12
XRP204516	XRP204516BB	XRP104516	-16
60° Hose Ends			
XRP206006	XRP206006BB	—	-6
—	XRP206008BB	—	-8
XRP206010	XRP206010BB	—	-10
XRP206012	XRP206012BB	—	-12
90° Hose Ends			
—	—	XRP109004	-4
XRP209006	XRP209006BB	XRP109006	-6
XRP209008	XRP209008BB	XRP109008	-8
XRP209010	XRP209010BB	XRP109010	-10
XRP209012	XRP209012BB	XRP109012	-12
XRP209016	XRP209016BB	XRP109016	-16
—	—	XRP109020	-20
120° Hose Ends			
—	—	XRP112004	-4
XRP212006	XRP212006BB	XRP112006	-6
XRP212010	XRP212010BB	XRP112010	-10
XRP212012	XRP212012BB	—	-12
—	XRP212016BB	—	-16
150° Hose Ends			
XRP215010	—	—	-10
XRP215012	XRP215012BB	—	-12
180° Hose Ends			
XRP218006	XRP218006BB	—	-6
XRP218008	XRP218008BB	—	-8
XRP218010	XRP218010BB	XRP118010	-10
XRP218012	XRP218012BB	—	-12



Double-Swivel Forged 90° Hose Ends

Red/Blue Part No.	Black Part No.	AN Size
XRP209106	—	-6
XRP209108	XRP209108BB	-8
XRP209110	XRP209110BB	-10
XRP209112	XRP209112BB	-12

Note: Double-swivel style ends are triple sealed and adjustable after assembly to hose. All hose ends are JIC 37°.



Aluminum Push-On Hose Ends

Machined from aluminum alloy with red and blue or black anodized finish, hose ends are only compatible with push-on hose, NOT stainless steel braided hose. All hose ends are JIC 37°. See below for hose clamps and pliers.

Red/Blue Part No.	Black Part No.	AN Size
Straight		
XRP230004	XRP230004BB	-4
XRP230006	XRP230006BB	-6
XRP230008	XRP230008BB	-8
XRP230010	XRP230010BB	-10
XRP230012	XRP230012BB	-12
45°		
XRP234504	XRP234504BB	-4
XRP234506	XRP234506BB	-6
XRP234508	XRP234508BB	-8
XRP234510	XRP234510BB	-10
XRP234512	XRP234512BB	-12
60°		
—	XRP236006BB	-6
—	XRP236008BB	-8
—	XRP236010BB	-10
XRP236012	XRP236012BB	-12
90°		
XRP239004	XRP239004BB	-4
XRP239006	XRP239006BB	-6
XRP239008	XRP239008BB	-8
XRP239010	XRP239010BB	-10
XRP239012	XRP239012BB	-12
120°		
XRP231204	—	-4
XRP231206	XRP231206BB	-6
XRP231208	XRP231208BB	-8
XRP231210	XRP231210BB	-10
XRP231212	XRP231212BB	-12
150°		
XRP231506	XRP231506BB	-6
XRP231508	—	-8
XRP231510	—	-10
XRP231512	XRP231512BB	-12
180°		
XRP231806	—	-6
XRP231808	XRP231808BB	-8



Ensure Hose Clamps and Pliers

Use self-tensioning hose clamps with push-on hose ends to provide a tight, leak-proof seal without damaging the hose. Clamps come in four pack.

Part No.	Description
Clamps	
XRP818404	-4AN Clamp
XRP818406	-6AN Clamp
XRP818408	-8AN Clamp
XRP818410	-10AN Clamp
XRP818412	-12AN Clamp
Ensure Hose Clamp Pliers	
XRP818000	Ensure Hose Clamp Pliers





Aluminum Adapter Fittings

Known for their rapid response to the specialized needs of racers, XRP, Inc. has formed a close working relationship with many professional and amateur teams in all forms of motorsports. XRP's quality fittings are the result of this relationship.


Blue Part No.	Black Part No.	AN Size
Male Flare Union		
XRP981503	—	-3
XRP981504	XRP981504BB	-4
XRP981506	XRP981506BB	-6
XRP981508	XRP981508BB	-8
XRP981510	XRP981510BB	-10
XRP981512	XRP981512BB	-12
XRP981516	—	-16
XRP981520	—	-20



Part No.	AN Size	Thread Size
Bulkhead Nut		
XRP992403	-3	3/8"-24
XRP992404	-4	7/16"-20
XRP992406	-6	9/16"-18
XRP992408	-8	3/4"-16
XRP992410	-10	7/8"-14
XRP992412	-12	1-1/16"-12



Part No.	AN Size
Flare Reducer	
XRP991902	-4 -3
XRP991905	-6 -3
XRP991906	-6 -4
XRP991912	-8 -6
XRP991914	-10 -6
XRP991915	-10 -8
XRP991919	-12 -8
XRP991920	-12 -10
XRP991926	-20 -16



Part No.	AN Size
Flare Bulkhead	
XRP983204	-4
XRP983206	-6
XRP983208	-8
XRP983210	-10
XRP983212	-12
90° Flare Bulkhead	
XRP983303	-3
XRP983306	-6
XRP983308	-8
XRP983310	-10
XRP983312	-12
Flare Bulkhead Tee on Run	
XRP980404	-4



Tube Nut Part No.	Tube Sleeve Part No.	AN Size
Tube Nuts and Tube Sleeve		
XRP981803-6	XRP981903-6	-3 (6-Pk.)
XRP981804-6	XRP981904-6	-4 (6-Pk.)
XRP981806-2	XRP981906-2	-6 (2-Pk.)
XRP981810	XRP981910	-10




Blue Part No.	Black Part No.	AN Size
37° Flare Cap Female		
XRP992903	XRP992903BB	-3
XRP992904	XRP992904BB	-4
XRP992906	XRP992906BB	-6
XRP992908	XRP992908BB	-8
XRP992910	XRP992910BB	-10
XRP992912	XRP992912BB	-12
XRP992916	—	-16



Part No.	AN Size
90° Flare Union	
XRP982103	-3
XRP982104	-4
XRP982106	-6
XRP982108	-8
XRP982110	-10
Flared Tee	
XRP982403	-3
XRP982404	-4
XRP982406	-6
XRP982408	-8
XRP982410	-10



Part No.	AN Size	AN Size
Female to Male Flare Seal Expanders		
XRP995104 †	-3	-4
XRP995106	-4	-6
XRP995108	-6	-8
XRP995110	-8	-10
XRP995112	-10	-12
XRP995116	-12	-16
Female to Male Flare Seal Reducers		
XRP995004 †	-4	-3
XRP995006	-6	-4
XRP995008	-8	-6
XRP995010	-10	-6
XRP995011	-10	-8
XRP995012	-12	-8
XRP995013	-12	-10
XRP995016	-16	-10
XRP995017	-16	-12
XRP995020	-20	-16



Part No.	Pipe Size	AN Size
Male Branch Tee		
XRP982504	1/8"	-4
XRP982508	3/8"	-8
XRP982510	1/2"	-10
Male Run Tee		
XRP982603	1/8"	-3
XRP982606	1/4"	-6
XRP982608	3/8"	-8
XRP982610	1/2"	-10
XRP982612	3/4"	-12




Notes: Female side seals internally on flare nose of mating male fitting - no O-ring necessary.
† Steel.




Aluminum Adapter Fittings

Part No.	AN Size
Straight Female Flare Swivel	
XRP900104	-4
XRP900106	-6
XRP900108	-8
XRP900186	-8 to -6
XRP900110	-10
XRP900112	-12
XRP900116	-16
45° Female Swivel Coupling	
XRP924506	-6
XRP924508	-8
XRP924512	-12
90° Female Swivel Coupling	
XRP929006	-6
XRP929008	-8
XRP929010	-10
XRP929012	-12
Tee Male Flare to Female Swivel on Side	
XRP900204	-4
XRP900206	-6
XRP900208	-8
XRP900210	-10
XRP900212	-12
Tee Female Swivel on Run	
XRP900303	-3
XRP900304	-4
XRP900306	-6
XRP900308	-8
XRP900310	-10
XRP900312	-12
XRP900316	-16
45° Female Swivel to Male Flare	
XRP920406	-6
XRP920408	-8
XRP920410	-10
XRP920412	-12
XRP920416	-16



Tube	Forged	AN Size
90° Female Swivel to Male Flare		
XRP920504	XRP900504	-4
XRP920506	XRP900506	-6
XRP920508	XRP900508	-8
XRP920510	XRP900510	-10
XRP920512	XRP900512	-12
XRP920516	XRP900516	-16



Male Flare to O-Ring Boss (High-Flow Contour ORB)

Straight	45°	90°	Male Sz.	Port Sz.
XRP980048	—	—	-4	-8
XRP980006	XRP984506	XRP989006	-6	-6
XRP980068	—	XRP989068	-6	-8
XRP980086	XRP984586	XRP989086	-8	-6
XRP980008	XRP984508	XRP989008	-8	-8
XRP980081	XRP984581	XRP989081	-8	-10
XRP980009	XRP984509	XRP989009	-10	-8
XRP980010	XRP984510	XRP989010	-10	-10
XRP980011	XRP984511	XRP989011	-10	-12
XRP980013	XRP984513	XRP989013	-12	-10
XRP980012	XRP984512	XRP989012	-12	-12
XRP980014	XRP984514	XRP989014	-16	-12
XRP980016	XRP984516	XRP989016	-16	-16



Female AN Flare to Male O-Ring Boss

Part No.	Female AN Flare	Male ORB
XRP970006	-6	-6
XRP970008	-8	-8
XRP970010	-10	-10




Ultra-Low-Profile O-Ring Boss

Part No.	Male AN Flare	Male ORB
XRP989110	-10	-10



Aluminum Adapter Fittings

Part No.	AN Size
Flare Plug	
XRP980604	-4
XRP980606	-6
XRP980608	-8
XRP980610	-10
XRP980612	-12
Straight Thread Port Plug (O-Ring, Crush Washer, or Stat-O-Seal Not Included)	
XRP981406	-6
XRP981408	-8
XRP981410	-10
XRP981412	-12
XRP981416	-16
Internal Hex Port Plug with Viton O-Ring	
XRPIHP003	-3
XRPIHP004	-4
XRPIHP006	-6
XRPIHP008	-8
XRPIHP010	-10
XRPIHP012	-12
XRPIHP016	-16
XRPIHP020	-20




AN Flare to Pipe Adapter

Flare Size	Pipe Size	Straight Flare To Pipe Blue	Straight Flare To Pipe Black	45° Elbow Flare To Pipe Blue	90° Elbow Flare To Pipe Blue
-3	1/8"	XRP981603	XRP981603BB	XRP982303	XRP982203
-3	1/4"	XRP981634	—	—	—
-4	1/8"	XRP981604	XRP981604BB	XRP982304	XRP982204
-4	1/4"	XRP981644	XRP981644BB	—	XRP982244
-4	3/8"	XRP981646	—	—	XRP982246
-6	1/8"	XRP981662	XRP981662BB	—	XRP982262
-6	1/4"	XRP981606	XRP981606BB	XRP982306	XRP982206
-6	3/8"	XRP981666	XRP981666BB	XRP982366	XRP982266
-6	1/2"	XRP981668	XRP981668BB	—	XRP982268
-8	1/4"	XRP981607	XRP981607BB	—	XRP982207
-8	3/8"	XRP981608	XRP981608BB	XRP982308	XRP982208
-8	1/2"	XRP981688	XRP981688BB	XRP982388	XRP982288
-8	3/4"	XRP981609	—	—	—
-10	3/8"	XRP981611	XRP981611BB	XRP982311	XRP982211
-10	1/2"	XRP981610	XRP981610BB	XRP982310	XRP982210
-10	3/4"	XRP981613	XRP981613BB	—	XRP982213
-12	1/2"	XRP981614	XRP981614BB	XRP982314	XRP982214
-12	3/4"	XRP981612	XRP981612BB	—	XRP982212
-16	3/4"	XRP981617	—	—	—
-20	1"	XRP981621	—	—	—



Part No.	AN Size	NPT Size
Straight Female Flare to Pipe		
XRP900641 *	-4	1/8"
XRP900604	-4	1/8"
XRP900606	-6	1/4"
XRP900666	-6	3/8"
XRP900667	-8	1/4"
XRP900608	-8	3/8"
XRP900688	-8	1/2"
XRP900610	-10	1/2"
XRP900611	-10	3/8"
XRP900614	-12	1/2"



* Steel




Aluminum Adapter Fittings


Part No.	Male to Female	
Pipe Bushing Reducer		
XRP991201	1/4"	1/8"
XRP991202	3/8"	1/4"
XRP991203	3/8"	1/8"
XRP991204	1/2"	3/8"
XRP991205	1/2"	1/4"
XRP991206	1/2"	1/8"
XRP991207	3/4"	1/2"



Blue Part No.	Black Part No.	Size
Allen Socket Plug		
XRP993201	—	1/16" (2-Pk.)
XRP993202	XRP993202BB	1/8" (2-Pk.)
XRP993203	XRP993203BB	1/4" (2-Pk.)
XRP993204	XRP993204BB	3/8" (2-Pk.)
XRP993205	XRP993205BB	1/2"
XRP993206	—	3/4"
XRP993207	—	1"



Part No.	Pipe Size
Female Pipe Tee	
XRP991701	1/8"
XRP991702	1/4"
XRP991704	1/2"
Female Pipe Union	
XRP991001	1/8"
XRP991002	1/4"
XRP991003	3/8"
XRP991004	1/2"
XRP991006	3/4"
Male Pipe Nipple	
XRP991101	1/8"
XRP991102	1/4"
XRP991103	3/8"
XRP991104	1/2"



71 Series In-Line All-Fluid Filters

Suitable for use as fuel or oil filters, lightweight aluminum 71 series in-line filters feature a modular design, allowing them to be used with a variety of end fittings and elements. Pleated stainless steel elements must be ordered separately. Choose from standard or short filters.



Part No.	Description
Standard Length Filters and Elements	
XRP7112AN	-12AN In-Line Filter, 2.47" Dia. x 9.6" Long
XRP713045HP	45-Micron Element
XRP713060HP	60-Micron Element
Short Filters and Elements	
XRP7110SAN	-10AN In-Line Filter, 2.47" Dia. x 6.4" Long
XRP7112SAN	-12AN In-Line Filter, 2.47" Dia. x 6.6" Long
XRP713045SHP	45-Micron Element

Reusable Steel Hose Ends for Brake, Clutch, or Instrument Lines

Maximum high-pressure hose ends are engineered for XRP PTFE hose and may be used for brake, clutch, and instrument lines.



AN Size	Straight	45° Tube	90° Tube
-3	XRP600003	XRP604503	XRP609003
-4	XRP600004	—	XRP609004

Assembled Stainless Steel Braided PTFE Hose with Fittings

Ready-to-install lines have crimped and swaged ends for use in brake, clutch, or instrument systems. Choice of straight fittings on both ends, or straight on one end and 90° on the other, in a variety of lengths.



Length	Straight to Straight	Straight to Straight	90° to Straight
	-3AN	-4AN	-3AN
9"	XRP630009	—	—
12"	XRP630012	—	XRP639012
15"	XRP630015	—	—
18"	XRP630018	—	—
21"	XRP630021	—	—
24"	XRP630024	—	XRP639024
27"	XRP630027	—	—
30"	XRP630030	—	—
36"	XRP630036	—	XRP639036
50"	—	XRP640050	XRP639050
72"	—	XRP640072	—

Steel Brake Line Adapters

Part No.	Description
Male Flare Seal Adapters	
XRP402703	3/8"-24 Inverted Flare to -3AN
XRP402903	7/16"-20 Inverted Flare to -3AN
XRP420104	M10 x 1.0 Inverted Flare to -4AN
Crush Washer Seal Adapters - One Pair	
XRP425033	M10 x 1.5 to -3AN
Female to Male Bulkhead Adapter	
XRP410103	M10 x 1.0 Inverted Flare to -3AN
XRP410104	M10 x 1.0 Inverted Flare to -4AN
Flare to 1/8" Pipe	
XRP481603	Short 1/8" NPT to -3AN
XRP481674	Long 1/8" NPT to -4AN
Adapters for Mopar Master Cylinder	
XRP490803	1/2"-20 to -3AN
XRP490903	9/16"-20 to -3AN



Weld Bungs



AN Size	Female Weld Bung ORB	Male Weld Bung	Pipe Size	Female Pipe Weld Bung
-4	—	XRP997104	1/8"	XRP996701
-6	XRP987106	—	1/4"	XRP996702
-8	XRP987108	XRP997108	3/8"	XRP996703
-10	XRP987110	XRP997110	1/2"	XRP996704
-12	XRP987112	XRP997112	3/4"	XRP996706
-16	XRP987116	XRP997116		
-20	XRP987120	XRP997120		



Holley Carburetor Fittings

Part No.	Carb Thread	AN Size
XRP700006	9/16"-24 Holley / Demon	-6
XRP700106	7/8"-20 Dual Feed Holley	-6
XRP700108	7/8"-20 Dual Feed Holley	-8
XRP700118	7/8"-20 Holley	-8 Extra Short
XRP700128	7/8"-20 Holley	-8 Short

Note: All carb fittings include crush washer.



Fuel Pressure Take-Off Adapters

Part No.	Description
XRP700192	-6 Male to -6 Male
XRP700193	-6 Male to 1/4" Male NPT
XRP700194	-6 Male to 3/8" Male NPT
XRP700195	-6 Male to -6 Female Swivel
XRP700196	-8 Male to -8 Male
XRP700198	-8 Male to 3/8" Male NPT
XRP700199	-8 Male to -8 Female Swivel
XRP700201	-10 Male to -10 Male
XRP700202	-10 Male to -10 Female Swivel

Note: All adapters have 1/8" NPT port.



Aluminum Fuel Pump Fittings

Part No.	Pump Thread	Size
XRP702006	1/2"-20 Inv. Flare	-6
XRP702106 *	5/8"-18 Inv. Flare	-6
XRP702108 *	5/8"-18 Inv. Flare	-8
XRP981608	3/8" NPT	-8
XRP981611	3/8" NPT	-10
XRP981666	3/8" NPT	-6

*** May also be used with crush washer on Carter Super Pumps M60968 and M60969.**



1-1/2" Dia. Liquid Filled Pressure Gauge XRP710000

Gauge has a 1/8" male NPT with a range of 0-15 PSI.



Female Swivel Extended Dual-Feed Holley

Part No.	Carb Thread	AN Size
XRP720006	7/8"-20	-6
XRP720008	7/8"-20	-8
XRP720118 †	3/4"-16	-8

Note: Crush washers are included with all carb kits and fittings.

† Fits Braswell and Quick Fuel Technology carburetors.



Gauge Adapters

Part No.	Description
XRP705003	Steel Straight -3 Male to 1/8" NPT Female
XRP705004	Steel Straight -4 Male to 1/8" NPT Female
XRP705090	Steel 90° Steel -4 Male to 1/8" NPT Female
XRP705093	Steel 90° Steel -3 Male to 1/8" NPT Female
XRP795003	Aluminum Straight -3 Male to 1/8" NPT Female
XRP795004	Aluminum Straight -4 Male to 1/8" NPT Female



Stainless Steel Braided CPE Race Hose

Stainless steel outer braid delivers durability, heat-resistance, and great looks. The elastomer chlorinated polyethylene (CPE) inner tube is compatible with a wide range of liquids.



AN Size	I.D.	O.D.	3 Feet	6 Feet	10 Feet	15 Feet	20 Feet
-6	.344"	.547"	XRP300306	XRP300606	XRP301006	XRP301506	XRP302006
-8	.438"	.641"	XRP300308	XRP300608	XRP301008	XRP301508	XRP302008
-10	.562"	.797"	XRP300310	XRP300610	XRP301010	XRP301510	XRP302010
-12	.688"	.928"	XRP300312	XRP300612	XRP301012	—	XRP302012

Holley Dual-Feed Fuel Line Kits

Kits use quality XRP stainless steel braided hose with lightweight aluminum fittings. A 1/8" NPT port for a fuel pressure gauge is included.

Part No.	Description
XRP731006	-6 Inlet, Dual-Feed Competition-Style Fuel Line Kit
XRP731008	-8 Inlet, Dual-Feed Competition-Style Fuel Line Kit



Fyre Foil II Sleeve Products

Lightweight fiberglass sleeving is laminated to an aluminized Mylar surface to provide radiant heat protection to 800°F. Resists abrasions and brake fluid. Fyre Foil II is not expandable and should be slipped over the hose before assembly.



Size	I.D.	3 Ft.	6 Ft.	10 Ft.	20 Ft.
-6	5/8"	—	—	XRP320506-10	—
-8	3/4"	XRP320508-3	XRP320508-6	XRP320508-10	XRP320508-20
-10	7/8"	—	—	XRP320510-10	XRP320510-20
-12	1"	XRP320512-3	—	XRP320512-10	—
-16	1-1/4"	—	—	XRP320516-10	—

Xtreme RACING PRODUCTS

ProMag Timer XTRPROMAGTIMER

For Sprint Cars with ProMag ignitions, it was impossible to set the timing without running the engine, until now. The ProMag uses an inductive pickup ignition—something traditional buzz boxes can't sense. The ProMag Timer is a 100% solid-state, computer-controlled tool with a bright LED light and buzzer to tell you where to set your distributor for perfect timing.



Xtreme Fuel Stick XTRDIPSTICK

Save weight and put an end to running out of fuel. Xtreme Fuel Stick tracks the fuel used in heat and feature races, informing race teams how much fuel is truly needed for each race. Hand-held, 9-volt battery powered unit can measure fuel depth up to 30" and display up to 99.9 gallons on the easy-to-read, bright red digital display. Sophisticated device may be trained to the shape of any two different fuel cells. Sold complete with battery and instructions.



Digital Tachometer XTR1000

Lightweight, 9-volt battery powered digital tachometer reads and stores data from the last four laps, capturing the eight highest RPM readings, and eight lowest RPM readings, then removes the highest and lowest RPM readings from each group and calculates the average high RPM and the average low RPM. This gives a true snapshot of the car's performance. Bright red digital display is easy to read, day or night. The Xtreme Accu-Tach will work on 4-, 6-, and 8-cylinder engines using an MSD or magneto, up to 15,000 RPM. Factory pre-set for 8-cylinder operation. With a push of the display button after the last race, the Xtreme Accu-Tach will display four numbers;



- (1) The highest RPM the engine turned in the last race
- (2) The low average RPM turned in the last race
- (3) The high average RPM turned in the last race
- (4) The seconds the engine took to rev from low average to high average

Ignition Controller XTRXTREME30

Manufactured with a replaceable ignition coil, 30-amp capacity, and digitally set rev limiter, this ignition controller will increase both horsepower and torque.



Yella Terra brings affordable race rockers into the 21st century, eliminating the problems associated with studs, guide plates, and stud girdles. Serious engine builders use and recommend shaft rockers for a more stable valve train and more horsepower.

Platinum Twin-Shaft Rocker Arms

Intake and exhaust rockers are joined in pairs on a shaft that is 22% larger and engineered for extreme RPM. Maximum width bearings deliver greater rigidity, resistance to breakage, and superior load-carrying ability, eliminating the need for screw-in studs, guide plates, and stud girdles. Rocker arms bolt to existing 7/16" stud mounts with supplied bolts. Easy to service in the field. Sold in sets of 16.



Part No.	Engine	Cylinder Head	Ratio
SB Chevy			
YTRYT6008	265-400	OEM/Bowtie/AFR/Dart/World/Brownfield	1.55/1.55
YTRYT6009	265-400	OEM/Bowtie/AFR/Dart/World/Brownfield	1.6/1.6
YTRYT6341 †	265-400	OEM/Bowtie/AFR/Dart/World/Brownfield	1.6/1.5

† Rocker arms in this kit have an extra .070" pushrod offset on intake for repaired or wider ports.

Rocker Pedestal and Saddle Shims YTRYT6241

For Platinum twin-shaft rockers. .100" (2.5mm) steel. Each.



Pedestal Spacers for Platinum and Platinum Plus Rockers

Part No.	Description
YTRYT6279	1.020" Dia. x .085" (26mm x 2.0mm), Each
YTRYT6580	1.020" Dia. x .100" (26mm x 2.5mm), Each
YTRYT6581	.020" Dia. x .150" (26mm x 3.8mm), Each



Replacement Rocker Arm Components

Part No.	Description
YTRYT5060	Caged Roller Bearing, All Rockers
YTRYT5099	Roller, Pin, and Circlip Kit
YTRYT5115	Adjusting Screw and Nut, 24mm
YTRYT5117	Adjusting Screw and Nut, 28.4mm
YTRYT6088	Mounting Bolt, 7/16" x 2.000" Long
YTRYT6098	Mounting Bolt, 7/16" x 2.250" Long
YTRYT6263	Saddle, 7/16" x 28.6mm Ht.



RZ-36

Offering comfort and superior driver protection, the RZ-36 uses a fiberglass composite shell that is fitted with a removable, washable liner, while chin, scalp, and exhaust vents provide ventilation. Meets Snell SA2020 specifications. Sold complete with clear 3 mm shield, and tear-off posts. Offered in white, matte black, or gloss black in standard, Dirt, or Top Air models. Dirt model lacks front vents to keep dust and dirt out, and includes a removable/replaceable liner with chin curtain.



Size	White	Matte Black	Gloss Black
X-Small	ZAMH768001XS	—	—
Small	ZAMH768001S	ZAMH76803FS	—
Medium	ZAMH768001M	ZAMH76803FM	—
Large	ZAMH768001L	ZAMH76803FL	—
X-Large	ZAMH768001XL	ZAMH76803FXL	—
XX-Large	ZAMH768001XXL	ZAMH76803FXL	—

RZ-36 Dirt

X-Small	—	—	ZAMH768D03XS
Small	—	—	ZAMH768D03S
Medium	—	—	ZAMH768D03M
Large	—	—	ZAMH768D03L
X-Large	—	—	ZAMH768D03XL
XX-Large	—	—	ZAMH768D03XXL

RZ-56

Lightweight, full-face fiberglass composite helmet is fitted with a plush, fire-retardant interior and is pre-drilled for use with a head-and-neck restraint. Chin, scalp, and exhaust vents provide ventilation. Helmet meets Snell SA2020 specifications and is sold with Z-20 clear, 3 mm shield and tear-off posts. Offered in gloss white or gloss black, in standard or air models.



Size	Gloss White	Gloss Black
X-Small	ZAMH770001XS	—
Small	ZAMH770001S	ZAMH770003S
Medium	ZAMH770001M	ZAMH770003M
Large	ZAMH770001L	ZAMH770003L
X-Large	ZAMH770001XL	ZAMH770003XL
XX-Large	ZAMH770001XXL	—
XXX-Large	ZAMH770001XXX	—

RZ-59

Lightweight fiberglass composite full-face helmet incorporates a plush, fire-retardant interior and is pre-drilled for use with a head-and-neck restraint. Chin, scalp, and exhaust vents provide ventilation. Helmet meets Snell SA2020 specifications and is sold with Z-20 clear, 3 mm shield, and tear-off posts. Offered in matte black only.



Size	Part No.
Small	ZAMH77203FS
Medium	ZAMH77203FM
Large	ZAMH77203FL
X-Large	ZAMH77203FXL
XX-Large	ZAMH77203FXL

RZ-62

The RZ-62 features a modern aerodynamic shell that is constructed from a super lightweight Aramid material. The Tri-Tech Air System allows using natural air or air plugs in three adjustable inlets. Helmet is fitted with EPS chin bar foam and a plush, fire-retardant interior that is removable and washable. Meets Snell SA2020 specifications. Sold complete with Z-20 series, clear 3 mm shield, and tear-off posts. Available in white or flat black.



Size	White	Flat Black
Small	ZAMH764001S	ZAMH76403FS
Medium	ZAMH764001M	ZAMH76403FM
Large	ZAMH764001L	ZAMH76403FL
X-Large	ZAMH764001XL	ZAMH76403FXL
XX-Large	ZAMH764001XXL	ZAMH76403FXL

RZ-64C

Top-of-the-line RZ-64C helmet boasts an advanced aerodynamic shell manufactured from a super-lightweight carbon mix. Chin bar aero lips, an adjustable rear top spoiler, and front top chin bar prevent helmet lift. Tri-Tech Air System allows using natural air or air plugs in three adjustable inlets. Helmet is fitted with a plush, fire-retardant interior. Meets Snell SA2020 specifications. Sold complete with Z-20 series, clear 3 mm shield, and tear-off posts. Natural carbon fiber finish.



Size	Part No.
X-Small (54 cm)	ZAMH763CB3XS
Small (56 cm)	ZAMH763CB3S
Medium (58 cm)	ZAMH763CB3M
Large (60 cm)	ZAMH763CB3L
X-Large (62 cm)	ZAMH763CB3XL
XX-Large (64 cm)	ZAMH763CB3XXL

RZ-65D

Designed to meet the needs of dirt track racers, the RZ-65D combines a carbon mix shell with an ultra-plush, fire-retardant comfort interior. Helmet meets Snell SA2020 specifications, and additionally includes a breath deflector, chin curtain, and top air system that allows using natural air, forced air, or air plugs. Compatible with head and neck restraints. Sold complete with Z-20 3 mm clear shield and tear-off posts. Offered in black/gray or natural carbon fiber finish.



Size	Black/Gray	Carbon
X-Small	ZAMH775C15XS	ZAMH775CA3XS
Small	ZAMH775C15S	ZAMH775CA3S
Medium	ZAMH775C15M	ZAMH775CA3M
Large	ZAMH775C15L	ZAMH775CA3L
X-Large	ZAMH775C15XL	ZAMH775CA3XL
XX-Large	ZAMH775C15XXL	ZAMH775CA3XXL
XXX-Large	—	ZAMH775CA3XXXL

Helmet Bag ZAMHB002003

Easy-to-carry, dual-handled helmet bag is emblazoned with the Zamp logo and features a soft, plush interior. Large enough to store helmet and accessories.



Replacement/Accessory Helmet Components

Part No.	Size
ZAMEYE1	Eyeport Tape Foam NEW!
ZAMHACOM003	3.5 mm Plug and Speakers, for 1- or 2-Way Communication to Helmet NEW!
ZAMHALBB20	Breath Deflector NEW!
ZAMHALCC20	Fabric Breath/Chin Curtain NEW!
ZAMHTA25003	One-Way Radio Mount, RZ-70E / RL-70E Helmets, Gloss Black NEW!
ZAMHTA22001	Top Air Inlet, Low-Profile, White NEW!
ZAMHTA22ADP	Low-Profile Hose Adapter, Black NEW!
ZAMHTP22003V	Vent Plug, RZ, Black NEW!
ZAMHARZ151	Shield Pivot Kit, Z-15/FSA-2 NEW!
ZAMHARZ201	Shield Pivot Kit, Z-20/RZ-34 NEW!
ZAMHB002003	Deluxe Helmet Bag, Black/Gray, Fleece Lined NEW!
ZAMHTA20001	Top Air Inlet, White, RZ NEW!
ZAMHTA2003F	Top Air Inlet, Matte Black, RZ NEW!
ZAMHTV200CL	Top Vent Scoop, RZ, Clear NEW!
ZAMNZHC001A	Helmet Anchor Kit, Z-Tech Series 1A NEW!
ZAMP10208C	Tear-Offs, Racing Optics X-Stack (30) NEW!
ZAMPO100011	Shield Insert, Fog Free NEW!
ZAMRA001003	Helmet Skirt, Black NEW!
ZAMTEARPOST-R	Tear-Off Posts, Pair NEW!

Replacement Helmet Shields

Description	Part No.
FSA-2/FSA-3 (Z15)	
Clear	ZAMHASZ15CL
Dark Smoke	ZAMHASZ15DK
Blue Iridium	ZAMHASZ15BL
Silver Mirror	ZAMHASZ15SM
FS-8 (Z19)	
Iridium	ZAMHASZ19IM
RZ-34/RZ-35/RZ-43 RZ-42/RZ-44/RZ-58 (Z20)	
Clear	ZAMHASZ20CL
Amber	ZAMHASZ20AM
Smoke	ZAMHASZ20LT
Dark Smoke	ZAMHASZ20DK
Iridium	ZAMHASZ20IM
Blue Prizm	ZAMHASZ20BP
Gold Prizm	ZAMHASZ20GP
Red Prizm	ZAMHASZ20RP
Note: Clear anti-fog shield also available, ZAMHASZ20CLAF	



Z-Tech Series 2A Head-and-Neck Restraint

ZAMNT002003 **NEW!**

The Series 2A includes patent-pending features designed to provide extreme driver comfort. Super lightweight unit, which weighs just 900 grams, includes an advanced axis adjustment that allows adjusting shoulder width, arm angle, and arm width, resulting in a truly custom fit regardless of body shape, size, or race seat. Compatible with 2" or 3" belts, unit combines a dual compound, specialized fiberglass reinforced nylon shoulder frame, modified alloy arms, stainless hardware and a Kevlar single point tether. Meets SFI 38.1 specifications. Sold complete with necessary helmet hardware.



Z-Tech Series 6A Head-and-Neck Restraint

ZAMNT006003 **NEW!**

Head-and-neck restraint combines superior driver protection with exceptional driver comfort. Weighing just 925 grams, the Series 6A utilizes an advanced axis adjustment that allows adjusting shoulder width, arm angle, and arm width for a truly custom fit, regardless of body or race seat type. Unit is compatible with 2" or 3" belts, and is manufactured using a dual-compound specialized fiberglass reinforced nylon frame with modified alloy arms, stainless hardware, and a Kevlar single-point tether. Meets SFI 38.1 specifications. Sold complete with necessary helmet hardware.



ZR-10

Black Single-Layer Race Suits

These lightweight single layer driving suits are manufactured using 100% fire-resistant cotton with box-quilt stitching. Outstanding features include ankle/wrist Aramid cuffs, adjustable belt, and pockets on each leg. TPP rating 9.6. Meet SFI 3.2A/1 specifications.



Size	Part No.
Small	ZAMR010003S
Medium	ZAMR010003M
Large	ZAMR010003L
X-Large	ZAMR010003XL
XX-Large	ZAMR010003XXL
XXX-Large	ZAMR010003XXXL

ZR-10

Single Layer Black Race Jackets And Pants

The lightweight single-layer jackets are manufactured using 100% fire-resistant cotton with box-quilt stitching and Aramid cuffs around the wrist area. Pants feature Aramid cuffs around the ankles, elastic beltline with button, and pockets on each leg. TPP rating 9.6. Meet SFI 3.2A/1 specifications.

Size	Part No.
Jacket	
Small	ZAMR01J003S
Medium	ZAMR01J003M
Large	ZAMR01J003L
X-Large	ZAMR01J003XL
XX-Large	ZAMR01J003XXL
XXX-Large	ZAMR01J003XXXL
Pant	
Small	ZAMR01P003S
Medium	ZAMR01P003M
Large	ZAMR01P003L
X-Large	ZAMR01P003XL
XX-Large	ZAMR01P003XXL
XXX-Large	ZAMR01P003XXXL



ZR-50 Racing Suit

Lightweight, comfortable, and stylish, the three-layer ZR-50 suit combines soft Aramid construction with ultra-stretch panels at the ribcage, lower back, crotch, and shoulders that provides a natural fit with unparalleled flex and comfort. An adjustable belt, angled stitching, and boot-cut design help provide a professional appearance. Meets SFI 3.2A/5 specifications. Choose from red, black, or blue.

Size	Part No.
Red	
Small	ZAMR040002S
Medium	ZAMR040002M
Large	ZAMR040002L
X-Large	ZAMR040002XL
XX-Large	ZAMR0400022XL
Black	
Small	ZAMR040003S
Medium	ZAMR040003M
Large	ZAMR040003L
X-Large	ZAMR040003XL
XX-Large	ZAMR0400032XL
XXX-Large	ZAMR0400033XL
XXXX-Large	ZAMR0400034XL
Blue	
Small	ZAMR040004S
Medium	ZAMR040004M
Large	ZAMR040004L
X-Large	ZAMR040004XL
XX-Large	ZAMR0400042XL



ZR-50 Racing Gloves

The perfect choice for racers, lightweight ZR-50 racing gloves include comfortable, reverse-seam construction, thin leather palms, and elastic closures. Pre-curved fingers and silicone pads in palms and fingers are used to provide unsurpassed feel and grip. Meets SFI 3.3 standards. Offered in red, black, blue, or grey.



Size	Part No.
Red	
Small	ZAMRG10002S
Medium	ZAMRG10002M
Large	ZAMRG10002L
X-Large	ZAMRG10002XL
XX-Large	ZAMRG100022XL
Black	
X-Small	ZAMRG10003XS
Small	ZAMRG10003S
Medium	ZAMRG10003M
Large	ZAMRG10003L
X-Large	ZAMRG10003XL
XX-Large	ZAMRG100032XL
XXX-Large	ZAMRG100033XL

Size	Part No.
Blue	
Small	ZAMRG10004S
Medium	ZAMRG10004M
Large	ZAMRG10004L
X-Large	ZAMRG10004XL
XX-Large	ZAMRG100042XL
Grey	
X-Small	ZAMRG10015XS
Small	ZAMRG10015S
Medium	ZAMRG10015M
Large	ZAMRG10015L
X-Large	ZAMRG10015XL
XX-Large	ZAMRG100152XL
XXX-Large	ZAMRG100153XL

ZR-50 Racing Shoes

The eye-catching, super lightweight ZR-50 includes a high-performance leather outer shell with embroidered Zamp logos and graphics. Thin rubber sole provides unsurpassed pedal feel while remaining comfortable and durable. Meets SFI 3.3/5 specifications. Offered in black, red, blue, neon orange, neon green, or grey.

Size	Part No.
Black	
1	ZAMRS003C0101
2	ZAMRS003C0102
3	ZAMRS003C0103
4	ZAMRS003C0104
5	ZAMRS003C0105
6	ZAMRS003C0106
7	ZAMRS003C0107
8	ZAMRS003C0108
9	ZAMRS003C0109
10	ZAMRS003C0110
11	ZAMRS003C0111
12	ZAMRS003C0112
13	ZAMRS003C0113
14	ZAMRS003C0114
15	ZAMRS003C0115
16	ZAMRS003C0116
17	ZAMRS003C0117
18	ZAMRS003C0118
Red	
8	ZAMRS003C0208
9	ZAMRS003C0209
10	ZAMRS003C0210
11	ZAMRS003C0211
12	ZAMRS003C0212
13	ZAMRS003C0213
Blue	
8	ZAMRS003C0408
9	ZAMRS003C0409
10	ZAMRS003C0410
11	ZAMRS003C0411
12	ZAMRS003C0412
13	ZAMRS003C0413
Neon Orange	
8	ZAMRS003C0808
9	ZAMRS003C0809
10	ZAMRS003C0810
11	ZAMRS003C0811
12	ZAMRS003C0812
13	ZAMRS003C0813
Neon Green	
8	ZAMRS003C0908
9	ZAMRS003C0909
10	ZAMRS003C0910
11	ZAMRS003C0911
12	ZAMRS003C0912
13	ZAMRS003C0913
Grey	
8	ZAMRS003C1508
9	ZAMRS003C1509
10	ZAMRS003C1510
11	ZAMRS003C1511
12	ZAMRS003C1512
13	ZAMRS003C1513



ZR-30 Racing Shoes

High-quality, lightweight, and durable suede construction shoe uses a thin rubber sole for superior pedal feel. Breathable, flexible construction shoes include a plush, fire-retardant NMX interior. Meets SFI 3.3/5 standards. Offered in red, black, or blue.

Size	Part No.
Red	
8	ZAMRS00100208
9	ZAMRS00100209
10	ZAMRS00100210
11	ZAMRS00100211
12	ZAMRS00100212
Blue	
8	ZAMRS00100408
9	ZAMRS00100409
10	ZAMRS00100410
11	ZAMRS00100411
12	ZAMRS00100412
Black	
6	ZAMRS00100306
7	ZAMRS00100307
8	ZAMRS00100308
9	ZAMRS00100309
10	ZAMRS00100310
11	ZAMRS00100311
12	ZAMRS00100312
13	ZAMRS00100313
14	ZAMRS00100314



NEW VENDOR

Zybar Manifold and Exhaust Coating

A unique formulation adapted from the aerospace industry, Zybar offers over 90% radiant heat protection to manifolds, headers, and exhaust components, outperforming tapes, wraps, shields, and ceramic-based paints. Thermal coating helps provide increased horsepower, will not chip or crack, while offering resistance to rust and corrosion. Designed for the do-it-yourselfer, product may be applied by spraying, dipping, or wiping a single application of just .001", which then must be air or oven cured. Offered in bronze satin, midnight black, or cast finish.

Description	4-oz. Bottle	8-oz. Bottle	16-oz. Bottle
Zybar Bronze Satin Thermal Coating	ZYC10004	ZYC10008	ZYC10016
Midnight Black Thermal Coating	ZYC11004	ZYC11008	ZYC11016
Cast Finish Thermal Coating	ZYC13004	ZYC13008	ZYC13016



Aerosol ZyCor Primer and Color Coats

Highly effective thermal coatings for headers, manifolds, and exhaust components. These premium coatings provide durable and effective corrosion protection that outperform tapes, wraps, and other spray coating products. Formulated to be a do-it-yourself product, the primer and top coatings must be used in a two-step process. ZyCor primer must be applied first before applying any of the ZyCor color coat products. Each 13-oz. aerosol can of product will cover a 25 sq. ft. surface and dry in approximately 8 hours, or oven cure at 350°F for 30 minutes. 13-oz. aerosol can. Sold each.

Part No.	Description
ZYC16013	ZyCor Porsche Gray Top Coat
ZYC18013	ZyCor Gasser White Top Coat
ZYC19013	ZyCor Bitchin' Black Top Coat
ZYC50000 *	ZyCor Gray Primer

* ZyCor primer must be applied first before applying any of the ZyCor color coat products.



QUARTER MIDGET PARTS AND ACCESSORIES

DRIVETRAIN



Clamp-On Air Filters

High-flow air filter attaches to popular Honda 120cc or 160cc carburetors and offers added horsepower when compared to the OEM filter. Filter utilizes an angled design to clear the down bar common to Quarter Midgets. Fully cleanable and reusable.



Part No.	Description
KNESN-2530	Round Tapered Universal Air Filter
OUT20-1298-01	Pre-Filter for KNESN-2530



3/16" Nylon Brake Line

Works well as a throttle cable sleeve.

Part No.	Description
ALL48026	10 Ft. Nylon Brake Line 3/16"
ALL48032	1/8" NPT Straight Fitting Used to Connect Line to Chassis Tab



Spark Plugs USAC Legal

Part No.	Description
AUT3924	Autolite Spark Plug for Animal
AUTAR3910X	Autolite Spark Plug for Honda
CHPRC12YC	Champion Spark Plug for Animal
NGKBKR5E	NGK Spark Plug for Animal



Honda Throttle Linkage Kit TAN75010



Honda Exhaust Clamp TAN75021



Mychron Brackets

Part No.	Description
TAN75023	Mychron Bracket, 5/8"
TAN75024	Mychron Bracket, 3/4"



Engine Vent Tank JOE12318



Engine Shipping Containers

Part No.	Description
SCR5175	Quarter Midget/Go-Kart Engine Shipping Container
SCR5175HO	Insert for Honda GX120, GX160 and Briggs Animal Engines



Quarter Midget Engine and Axle Sprockets

Tanner engine and axle sprockets are CNC-machined from heat-treated aluminum and utilize special tooth design for easy pick and release. Lightweight sprockets fit all popular hubs.

Part No.	Description
Engine Sprockets	
TAN75233	33 Tooth
TAN75234	34 Tooth
TAN75235	35 Tooth
TAN75236	36 Tooth
TAN75237	37 Tooth
TAN75239	39 Tooth
TAN75240	40 Tooth
Axle Sprockets	
TAN75326	26 Tooth
TAN75327	27 Tooth
TAN75328	28 Tooth
TAN75329	29 Tooth
TAN75330	30 Tooth
TAN75331	31 Tooth
TAN75332	32 Tooth
TAN75333	33 Tooth



Axle Sprockets

Honda Gear Ratio Chart

		Engine Sprockets														
		26	27	28	29	30	31	32	33	34	35	36	37	38	39	40
Axle Sprockets	23	5.31	5.11	4.93	4.76	4.60	4.45	4.31	4.18	4.06	4.94	3.83	3.73	3.63	3.54	3.45
	24	5.54	5.33	5.14	4.97	4.80	4.65	4.50	4.36	4.24	4.11	4.00	3.89	3.79	3.69	3.60
	25	5.77	5.56	5.36	5.17	5.00	4.84	4.69	4.55	4.41	4.29	4.17	4.05	3.95	3.85	3.75
	26	6.00	5.78	5.57	5.38	5.20	5.03	4.88	4.73	4.59	4.46	4.33	4.22	4.11	4.00	3.90
	27	6.23	6.00	5.79	5.59	5.40	5.23	5.06	4.91	4.76	4.63	4.50	4.38	4.26	4.15	4.05
	28	6.46	6.22	6.00	5.79	5.60	5.42	5.25	5.09	4.94	4.80	4.67	4.54	4.42	4.31	4.20
	29	6.69	6.44	6.21	6.00	5.80	5.61	5.44	5.27	5.12	4.97	4.83	4.70	4.58	4.46	4.35
	30	6.92	6.67	6.43	6.21	6.00	5.81	5.63	5.45	5.29	5.14	5.00	4.86	4.74	4.62	4.50
	31	7.15	6.89	6.64	6.41	6.20	6.00	5.81	5.64	5.47	5.31	5.17	5.03	4.89	4.77	4.65
	32	7.38	7.11	6.86	6.62	6.40	6.19	6.00	5.82	5.65	5.49	5.33	5.19	5.05	4.92	4.80
33	7.62	7.33	7.07	6.83	6.60	6.39	6.19	6.00	5.82	5.66	5.50	5.35	5.21	5.08	4.95	
34	7.85	7.56	7.29	7.03	6.80	6.58	6.38	6.18	6.00	5.83	5.67	5.51	5.37	5.23	5.10	
35	8.08	7.78	7.50	7.24	7.00	6.77	6.56	6.36	6.18	6.00	5.83	5.68	5.53	5.38	5.25	

RPM Wanted ÷ RPM Ran x Gear Ratio

Example: 5480 ÷ 5220 x 4.97 = 5.22 RPM Wanted: 5480 Current Ratio in Car: 4.97 RPM Ran: 5220

New Gear Ratio Needed to Reach 5480: 5.22

QUARTER MIDGET PARTS AND ACCESSORIES

DRIVETRAIN



Quarter Midget Belt-Drive Systems

Pulleys are machined from 6061 aluminum and have a black hard-coat finish. They are extremely lightweight and wear-resistant. There are 4 engine pulleys and 13 axle pulleys to choose from; see gearing chart for available ratios. Engine pulleys are designed to fit a standard 3-bolt engine hub and axle pulleys are designed to fit a standard 4-bolt axle drive hub. It is recommended that the axle pulley be bolted directly to the axle hub. Systems offer several advantages over common chain drives: Belt drives are lighter and can save up to 3 pounds of rotating weight. Belt drives are very reliable and forgiving. They are more apt to stay on under contact for fewer DNF. Systems are much cleaner and require almost zero maintenance compared to chain drives.



Part No.	Description
HTD Drive Belts	
JRP640-20HD	HTD Drive Belt, 20mm x 25.197"
JRP656-20HD	HTD Drive Belt, 20mm x 25.827"
JRP680-20HD	HTD Drive Belt, 20mm x 26.772"
JRP696-20HD	HTD Drive Belt, 20mm x 27.402"
JRP736-20HD	HTD Drive Belt, 20mm x 28.976"
JRP720-20HD	HTD Drive Belt, 20mm x 28.346"
JRP776-20HD	HTD Drive Belt, 20mm x 30.551"
JRP784-20HD	HTD Drive Belt, 20mm x 30.866"
JRP800-20HD	HTD Drive Belt, 20mm x 31.496"
JRP840-20HD	HTD Drive Belt, 20mm x 33.071"
JRP880-20HD	HTD Drive Belt, 20mm x 34.646"

Honda Gear Ratio Chart					
		Engine Pulley			
		65	58	53	51
Axle Pulley	38	3.51	3.93	4.30	4.47
	39	3.60	4.03	4.42	4.59
	40	3.69	4.14	4.53	4.71
	41	3.78	4.24	4.64	4.82
	42	3.88	4.34	4.75	4.94
	43	3.97	4.45	4.87	5.06
	44	4.06	4.55	4.98	5.18
	45	4.15	4.66	5.09	5.29
	46	4.25	4.76	5.21	5.41
	47	4.34	4.86	5.32	5.53
	48	4.43	4.97	5.43	5.65
	49	4.52	5.07	5.55	5.76
	50	4.62	5.17	5.66	5.88

ELECTRICAL



Components For Deco

Part No.	Description
MSD8207	Blaster 2 Coil for Deco
MSD8232	CPC Coil for Deco
BRBB106	Battery for Deco 5.8" Long x 3.4" Width x 4.1" Height



SUSPENSION & BODY



QuickTach LCD Recall Tachometers

QuickTach automatically displays the highest RPM attained from the last race for 15 minutes after shut down. Digital LCD unit is enclosed in a waterproof aluminum case and has an easy-to-read 3/4" x 2-3/4" backlit display. Powered by a 9-volt battery. Tach includes mounting brackets.



Part No.	Description
QRP611-099	White/Red with Checkered Flag
QRP611-100	Black

Ignition Switches

Part No.	Description
QRP50-410	Micro Single Pole Switch, Waterproof
QRP50-500	Standard Single Pole Switch
QRP50-520	HD Switch with Flip-Up Cover



Snap-In Rubber Valve Stems ALL44139

Economical rubber valve stems pull through wheel for easy installation. Stem for .453" hole, 4-pack.



QUARTER MIDGET PARTS AND ACCESSORIES

SUSPENSION & BODY



11" Black Steering Wheel JOE13505-B

Part No.	Description
Related Component	
TAN75070	Steering Wheel Disconnect



Steering Wheel Pad JOE13651



Kart Front Hubs and Stud Kits

Billet 6061-T6 aluminum hubs feature sealed roller bearings for reduced friction and drag. Fits 5/8" spindle, drilled, and tapped 1/4"-28 with a 5/16"-18 on 2.5" bolt circle. Hubs are anodized black with laser-etched graphics.

Part No.	Description
JOE25501	Kart/Quarter Midget Front Hub
JOE25591	Kart/Quarter Midget Front Hub Spacer Kit
JOE25596	5/16"-18 x 1-1/4", 12 Pack Hub Stud Kit
JOE25597	1/4"-28 x 1-1/4", 12 Pack Hub Stud Kit



JOE25501

Short Kart Rear Hub JOE25560

Hub is precision-machined to roll more true than knock-offs. 1-1/4" ID drilled and tapped 1/4"-28 and 5/16"-18 on 2.5" bolt circle. Black anodized for durability, with laser-etched logo.



Quarter Midget Brake Hub JOE25411

Hubs are precision milled for durability and long life. Anodized, laser-etched hubs include hardware to allow easy installation. Fits 1-1/4" axles.



Quarter Midget Brake Rotor JOE25410

Scalloped rotors are made from 1018 steel, which saves weight without sacrificing braking power. Machined slots lighten rotor and dissipate unwanted heat.



Shockwears for Quarter Midgets OUT30-2345-01

Now available for Quarter Midgets, denier nylon Shockwears are tested and proven to protect vital shock components. Shockwears are water-resistant and include a Velcro strip for easy installation without shock removal. Offered in black only. Sold in a set of four.



Quarter Midget Tires

Hoosier's A35 utilizes a high-traction compound that works well on tracks that lack grip, such as colder, slick, or green track surfaces. The A35 will grip quickly with little heat and will be consistent throughout long green flag runs.



Part No.	Description
H0015031A35	31.0/4.5-5 A35, Left
H0015325A35	33.0/5.0-6 A35-NY1, RF
H0015650A35	34.5/6.5-6 A35-NY1, RR



Quarter Midget Springs

Tanner 3.5" tall Red Hot and 5" tall Hot Springs are designed with an optimized stress level that creates a consistent and quicker recovery, allowing the tire to follow the back side of bumps and undulations and promoting quicker lap times.

Rate	3.5"	5"
85	—	TAN752-85
90	—	TAN752-90
110	TAN753-110	TAN752-110
115	TAN753-115	—
120	—	TAN752-120
125	—	TAN752-125
145	—	—



3.5" Tall Red Hot Spring

5" Tall Hot Spring



Quarter Midget Suspension Springs

4.25" free length x 1.68" I.D.

Rate	4.25"
80	HYP184.25Q080
87	HYP184.25Q087
94	HYP184.25Q094
100	HYP184.25Q100
108	HYP184.25Q108
116	HYP184.25Q116
124	HYP184.25Q124
132	HYP184.25Q132
140	HYP184.25Q140



QUARTER MIDGET PARTS AND ACCESSORIES

SUSPENSION & BODY



4" Coil-Over Quarter Midget Springs

AFCO 1-5/8" I.D. coil springs' lightweight design allows maximum stroke and consistent rates throughout a full range of travel. Springs have a lifetime guarantee to maintain free height within 2%.

Part No.	Description
AFC29095-4	1.625" x 4", 95
AFC29105-4	1.625" x 4", 105



Quarter Midget Shocks And Accessories

AFCO aluminum body quarter midget shocks utilize deflective disc, shim stack technology to provide the lowest rod pressure in the industry. Owner rebuildable shocks have chrome shafts and low drag seal system. Shocks include a coil-over kit. A full selection of maintenance tools and rebuild kits are also available.

Part No.	Description
AFC523-30-30-0	QM Shock Prog. Valve 3C-3R with C/O Kit
Replacement/Accessory Components	
AFC20109	Shock Inflation Gauge



3-1/2" and 5" Coil-Over Quarter Midget Springs

Eibach uses the finest quality chrome silicon steel wire to produce coil springs that are cold-formed on CNC coilers, heat-tempered, shot-peened, pre-set, phosphate-treated, and red powder-coated with a durable epoxy finish. All springs are imprinted with the part number, and guaranteed to remain within 2% of their rate and height for the life of the spring. Choose from 3-1/2" or 5" O.D. coil-over springs.

Rate	3.5"	5"
85	EIB0350-163-0085	EIB0500-163-0085
90	—	EIB0500-163-0090
95	—	EIB0500-163-0095
100	—	EIB0500-163-0100
105	—	EIB0500-163-0105
110	EIB0350-163-0110	EIB0500-163-0110
115	EIB0350-163-0115	EIB0500-163-0115
120	—	EIB0500-163-0120
125	—	EIB0500-163-0125
130	EIB0350-163-0130	—
135	—	EIB0500-163-0135
140	—	EIB0500-163-0140
150	EIB0350-163-0150	—



Quarter Midget Springs

High-quality chrome silicon springs have a steel blue epoxy finish and are metal tagged for easy identification. All diameters and rates are in stock.



SSSTU3.5-130



SSSUT5-085

Rate	3.5" Tall	5" Tall	I.D.
85	—	SSSUT5-085	1.7"
125	—	SSSUT5-125	1.7"
130	SSSTU3.5-130	—	1.7"
135	—	SSSUT5-135	1.7"
140	—	SSSUT5-140	1.7"
145	—	SSSUT5-145	1.7"
155	—	SSSUT5-155	1.7"
160	—	SSSUT5-160	1.7"



Polished Radius Rods

Polished 6061 swaged aluminum radius rods are 1/2" O.D. x 5/16" x .080" wall thickness. Available in lengths from 7" to 20.75". For use with 5/16" left- and right-hand Heim ends.

Length	Part No.
7"	MWASRE5-7-POL
7.5"	MWASRE5-7.5-POL
8"	MWASRE5-8-POL
8.5"	MWASRE5-8.5-POL
9"	MWASRE5-9-POL
9.25"	MWASRE5-9.25-POL
10.25"	MWASRE5-10.25-POL
11"	MWASRE5-11-POL
11.75"	MWASRE5-11.75-POL
12"	MWASRE5-12-POL
13"	MWASRE5-13-POL
14"	MWASRE5-14-POL
14.5"	MWASRE5-14.5-POL
15"	MWASRE5-15-POL
15.5"	MWASRE5-15.5-POL
16"	MWASRE5-16-POL
17"	MWASRE5-17-POL
18.75"	MWASRE5-18.75-POL
19.5"	MWASRE5-19.5-POL
20.25"	MWASRE5-20.25-POL
20.50"	MWASRE5-20.5-POL
20.75"	MWASRE5-20.75-POL



QUARTER MIDGET PARTS AND ACCESSORIES

SUSPENSION & BODY



Aluminum Suspension Tubes

Now offered in smaller 21/32" diameter (.656"), QuickCar suspension tubes are manufactured in the USA from rigid 6061 aluminum and are up to 35% stronger than traditional hex or round units. Suspension tubes include precision-machined ends, corrosion-resistant black anodized finish and identification on the left-hand threaded end. Unique design allows easy adjustments by hand or with a wrench. Tubes are offered with 5/16"-24, 8mm-1.25, or 3/8"-24 threads. Metric-threaded tube includes special identification.



5/16"-24

8mm-1.25"

3/8"-24

Length	5/16"-24	8mm-1.25"	3/8"-24
6"	QRP31-060	—	—
7"	QRP31-070	—	—
7.5"	QRP31-075	—	—
8"	QRP31-080	QRP08-080	QRP38-080
8.5"	QRP31-085	QRP08-085	QRP38-085
9"	QRP31-090	QRP08-090	QRP38-090
9.5"	QRP31-095	QRP08-095	QRP38-095
10"	QRP31-100	QRP08-100	QRP38-100
10.5"	QRP31-105	QRP08-105	QRP38-105
11"	QRP31-110	QRP08-110	QRP38-110
11.5"	QRP31-115	QRP08-115	QRP38-115
12"	QRP31-120	QRP08-120	QRP38-120
12.5"	QRP31-125	QRP08-125	QRP38-125
13"	QRP31-130	QRP08-130	QRP38-130
13.5"	QRP31-135	QRP08-135	QRP38-135
14"	QRP31-140	QRP08-140	QRP38-140
14.5"	QRP31-145	QRP08-145	QRP38-145
15"	QRP31-150	QRP08-150	QRP38-150
15.5"	QRP31-155	QRP08-155	QRP38-155
16"	QRP31-160	QRP08-160	QRP38-160

Length	5/16"-24	8mm-1.25"	3/8"-24
16.5"	QRP31-165	QRP08-165	QRP38-165
17"	QRP31-170	QRP08-170	QRP38-170
17.5"	QRP31-175	QRP08-175	QRP38-175
18"	QRP31-180	QRP08-180	QRP38-180
18.5"	QRP31-185	QRP08-185	QRP38-185
19"	QRP31-190	QRP08-190	QRP38-190
19.5"	QRP31-195	QRP08-195	QRP38-195
20"	QRP31-200	QRP08-200	QRP38-200
20.5"	QRP31-205	—	—
21"	QRP31-210	—	—
21.5"	QRP31-215	—	—
22"	QRP31-220	—	—
22.5"	QRP31-225	—	—
23"	QRP31-230	—	—
23.5"	QRP31-235	—	—
24"	QRP31-240	—	—
24.5"	QRP31-245	—	—
25"	QRP31-250	—	—
25.5"	QRP31-255	—	—
26"	QRP31-260	—	—



Quick-Turn Fasteners and Accessories

OVAL-HEAD BUTTONS

Description	10-Pack	50-Pack
5/16"		
.500" Long, Steel	ALL19214	ALL19215
.500" Long, Aluminum	ALL19276	ALL19278
7/16"		
.400" Long, Steel	ALL19216	ALL19218
.500" Long, Steel	ALL19220	ALL19222
.550" Long, Steel	ALL19230	ALL19232
.400" Long, Aluminum	ALL19280	ALL19282
.500" Long, Aluminum	ALL19286	ALL19288
.550" Long, Aluminum	ALL19290	ALL19292



Quick-Turn Fasteners and Accessories

STEEL FLUSH-HEAD SELF-EJECTING BUTTONS

Description	10-Pack	50-Pack
5/16"		
.400" Long	ALL18990	ALL18992
.450" Long	ALL18996	ALL18998
.500" Long	ALL19000	ALL19002
.550" Long	ALL19006	ALL19008
.650" Long	ALL19010	ALL19012
7/16"		
.500" Long	ALL19100	ALL19102
.550" Long	ALL19110	ALL19112



FLUSH-HEAD BUTTONS

Description	10-Pack	50-Pack
5/16"		
.500" Long, Steel	ALL19186	ALL19188
.500" Long, Aluminum	ALL19256	—
7/16"		
.400" Long, Steel	ALL19190	ALL19192
.500" Long, Steel	ALL19200	ALL19202
.550" Long, Steel	ALL19210	ALL19212
.400" Long, Aluminum	ALL19260	ALL19262
.500" Long, Aluminum	ALL19266	ALL19268
.550" Long, Aluminum	ALL19270	ALL19272



STEEL WINGED-HEAD SELF-EJECTING BUTTONS

Description	10-Pack
5/16"	
.450" Long	ALL19046
.500" Long	ALL19050
.550" Long	ALL19056
.650" Long	ALL19060
7/16"	
.500" Long	ALL19064
.650" Long	ALL19068



QUARTER MIDGET PARTS AND ACCESSORIES

SUSPENSION & BODY

QA1

Rod Ends, Jam Nuts

Part No.	Description
Steel Rod Ends	
QA1CML5	Male Rod End Economy 5/16" x 5/16"-24 LH
QA1CMR5	Male Rod End Economy 5/16" x 5/16"-24 RH



AURORA


BEARING COMPANY

Part No.	Description
Steel Rod Ends	
AURCB-5	Male Rod End Economy 5/16" x 5/16"-24 LH
AURCM-5	Male Rod End Economy 5/16" x 5/16"-24 RH
AURMB-5	Male Rod End Precision 5/16" x 5/16"-24 LH
AURMM-5	Male Rod End Precision 5/16" x 5/16"-24 RH
AURAB-5	Male Rod End Moly 5/16" x 5/16"-24 LH
AURAM-5	Male Rod End Moly 5/16" x 5/16"-24 RH

FK

BEARINGS


Part No.	Description
8mm Rod Ends	
FKBCM8M	Right Rod End
FKBCL8M	Left Rod End
Aluminum and Steel Jam Nuts	
FKBSJNR8M	Aluminum Jam RH 8mm
FKBSJNL8M	Aluminum Jam LH 8mm
FKBAJNL05	Aluminum Jam LH 5/16"-24



ALLSTAR

PERFORMANCE

Part No.	Description
Steel Jam Nuts for Heims	
ALL18252	5/16"-24 RH
ALL18253	5/16"-24 LH



ALLSTAR

PERFORMANCE

Braided Steel Lines, Fittings, and Fluids

Part No.	Description
Braided Steel Lines with Straight Ends	
ALL46300-42	-3 Line with -3 Ends, 42" Long
ALL46300-43	-3 Line with -3 Ends, 43" Long
ALL46300-44	-3 Line with -3 Ends, 44" Long
ALL46300-47	-3 Line with -3 Ends, 47" Long
ALL46300-48	-3 Line with -3 Ends, 48" Long
ALL46302-42	-4 Line with -4 Ends, 42" Long
ALL46302-48	-4 Line with -4 Ends, 42" Long

Fittings	
ALL50000	Steel Brake Fitting 1/8" NPT to -3AN
ALL50001	Steel Brake Fitting 1/8" NPT to -4AN
ALL50010	45° Steel Brake Fitting 1/8" NPT to -3AN
ALL50011	45° Steel Brake Fitting 1/8" NPT to -4AN
ALL50018	90° Steel Brake Fitting 1/8" NPT to -3AN
ALL50019	90° Steel Brake Fitting 1/8" NPT to -4AN

Brake Fluids	
ALL78116	AP PRF Brake Fluid
ALL78108	AP 600 Hi-Temp Racing Brake Fluid
ALL78117	Motul 600 Brake Fluid
ALL78118	Motul 660 Brake Fluid



Nylon Brake Line and Fittings

ALL48026

Quickly plumb any race car using Allstar nylon brake line. Race-proven for years. Not for street use.

Part No.	Description
Replacement Brass Fittings For Nylon Brake	
ALL48032	1/8" NPT Straight
ALL48033	1/8" NPT 90°



Heel Riser

Aluminum heel risers are pre-drilled for easy mounting and include a non-skid pad. 4-1/2" wide.

Part No.	Description
ALL54090	1" Tall Riser
ALL54091	1-1/2" Tall Rise




SUPPORT EQUIPMENT

PIT PAL

Original
PRODUCTS
Authorized Distributor

Telescoping Tire Rack PIT288

Innovative tire rack, developed exclusively for 11" dia. kart tires, keeps tires secure during transport. Rack features a telescoping design which adjusts from 5' to 10' long, and uses .125" thick aluminum end plates and support brackets for structural integrity.



QUARTER MIDGET PARTS AND ACCESSORIES

SUSPENSION & BODY



Quick-Turn Fasteners and Accessories

SPRINGS

Description	10-Pack	50-Pack
1-3/8" (.090" Wire Diameter)		
.325" Reach	ALL19320	ALL19322
.375" Reach	ALL19330	ALL19332
.425" Reach	ALL19336	ALL19338
1" (.080" Wire Diameter)		
.250" Reach	ALL19300	ALL19302
.325" Reach	ALL19310	ALL19312
.200" Reach	ALL19296	ALL19298



ALL19320

Quick-Turn Wrench ALL19400

Fits slot-head fasteners and reduces the risk of body or fastener damage.



Step Drill Set ALL11040

Drill multiple size holes with one bit. Drill sheet metal and aluminum without deforming or distorting. Bits start cutting on contact, deburr and chamfer while drilling, and do not require a center punch. Titanium nitride-coated high-speed steel. 1/4" hex shank. Set includes one 3/16"-1/2", one 1/4"-3/4", and one 1/8"-1/2" drills.



Transfer Punches

For use with quick-turn fasteners, place transfer punch in a weld plate or body panel. Position panel over top of punch and lightly tap with a hammer to leave a mark on the panel where hole is to be drilled.



Part No.	Description
ALL19402	For 5/16" Fasteners
ALL19403	For 7/16" Fasteners

Flush Mount Bolts

1/4"-20 flush mount bolts have a beveled head to provide a smooth finished appearance and are slotted for installation with a standard screwdriver. Excellent choice when securing body and panels, also great for mounting floor pans and seat/rear firewalls in quarter midgets. Size noted is under-head length. Package of 10.

Part No.	Description
ALL18640	3/4" Steel
ALL18641	3/4" Aluminum
ALL18642	3/4" Aluminum, Black Anodized
ALL18645	1" Steel
ALL18646	1" Aluminum
ALL18647	1" Aluminum, Black Anodized
ALL18650	1-1/4" Steel
ALL18651	1-1/4" Aluminum
ALL18652	1-1/4" Aluminum, Black Anodized



3/16" Small Head Colored Rivets

Box of 250 have a 1/4" to 3/8" grip range.

Color	Steel Mandrel		Aluminum Mandrel
	ALL18114	ALL18116	
White	ALL18114	ALL18116	
Red	ALL18120	ALL18122	
Black	ALL18126	ALL18128	
Pepsi Blue	ALL18132	—	
Chevron Blue	ALL18134	ALL18135	
Orange	ALL18136	ALL18137	
Yellow	ALL18138	ALL18139	



3/16" Small Head Silver Rivets

Box of 250. Various grip ranges available.

Steel Mandrel	Aluminum Mandrel	Grip
ALL18101	ALL18107	1/8" To 1/4"
ALL18103	ALL18109	1/4" To 3/8"
ALL18105	—	3/8" To 1/2"



1/8" Multi-Grip Silver Rivets

ALL18198

Box of 250 with small head and 1/8" to 3/8" grip range. Steel mandrel and an excellent choice when assembling quick-turn fastener components.



1/8" Tri-Fold Rivets ALL18199

Box of 100 with medium head and 1/8" to 3/8" grip range. Aluminum mandrel and an excellent choice when assembling quick-turn fastener components.



1/8" Small Head Silver Rivets

Stainless Steel Mandrel	Aluminum Mandrel	Quantity	Grip Range
ALL18196	ALL18190	500	1/8" To 1/4"
ALL18197	ALL18191	25	1/8" To 1/4"
	ALL18192	500	5/16" To 3/8"
	ALL18194	25	5/16" To 3/8"



Back-Up Washers

Back-up washers provide added strength when fastening panels together or when re-securing damaged panels.

Part No.	I.D.	O.D.	Pkg. Qty.
Aluminum			
ALL18200	1/8"	3/8"	500
ALL18202	3/16"	1/2"	500
Steel			
ALL18215	3/16"	1"	100



QUARTER MIDGET PARTS AND ACCESSORIES

SAFETY



1320 Helmet

The 1320 is affordable but does not cut any corners on quality or safety. It's made by hand with high-quality features like variable-density, Gray Matter helmet liner, interchangeable sizing cheekpads, fire-retardant Kevlar chinstrap with dual D-Ring closure, and 8" polycarbonate shield with three-position detent. Flat black.



Part No.	Description
IMP14520212	X-Small, Flat Black

Quarter Midget Racing Suit

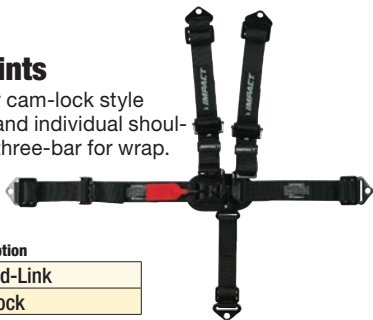
The Quarter Midget double-layer racing suit is constructed of a fire-resistant shell fabric designed to allow for a growing racer. Meets SFI 3.2A/5 specifications. Offered in black only.



Part No.	Description
IMP21410410	Medium

Quarter Midget Restraints

Choose from latch-and-link or cam-lock style 5-point restraints featuring lap and individual shoulder belts with bolt-in ends and three-bar for wrap. Restraint uses pull-up right lap adjust and fixed left lap. Meets SFI 16.1 specs. Black only.



Part No.	Description
IMP52116661	Latch-and-Link
IMP58346661	Camlock



GP.2 Youth

Built specifically for children and younger racers, SFI 24.1 certified GP.2 Youth has the same design and features as the adult GP.2 model. A perfect fit for young racers who need great styling and superior features. Light weight and excellent fit in a smaller configuration. Offered in silver, matte black, or white.

Size	Part No.
Silver	
XXXX-Small	BEL1425021
XXX-Small	BEL1425022
XX-Small	BEL1425023
X-Small	BEL1425024
Matte Black	
XXXX-Small	BEL1425011
XXX-Small	BEL1425012
XX-Small	BEL1425013
X-Small	BEL1425014
White	
XXXX-Small	BEL1425001
XXX-Small	BEL1425002
XX-Small	BEL1425003
X-Small	BEL1425004



Axis Glove [IMP35500310](#)

Uses a single-piece palm with suede insert panels to provide a sure grip of the steering wheel. Comfortable to wear gloves use external seam construction to reduce pressure points and abrasion. Offered in small and black only.



Alpha Glove [IMP39000310](#)

The Alpha glove uses a parabolic pattern and single piece palm to eliminate seams and fabric bunching. Exclusive Ultra-Grip treatment and pre-curved patterned fingers combine to deliver a safe, secure grip of the steering wheel. Offered in small and black only.



5-Point Latch-and-Link Restraint System [IMP54116661](#)

Junior restraint system includes 2" wide individual shoulder harness with 2" wide latch and pull-up adjust, link lap belts, and single 1" wide anti-sub belt. Meets SFI 16.1 specifications.



Youth Full-Face Helmets

Full-face youth helmet features a wide eyeport for exceptional peripheral vision. Lightweight composite shell helmet also includes positive lock aluminum pivot kit, Kevlar chin strap, comfort-fit blended Nomex interior, 3mm thick polycarbonate face shield, and a foam shield seal to keep out dust and dirt. Meets SFI 24.1 and SA2015 specifications. Covers youth sizes small, medium, and large.



Part No.	Color
RQP2260096	Gloss Flat Black
RQP2261196	White
RQP2269996	Black

Replacement Helmet Shields

Part No.	Description
RQP204001	Replacement Shield Clear
RQP204004	Replacement Shield Dark Smoke
RQP204006	Replacement Shield Amber
RQP204111	Hardware for Shields

QUARTER MIDGET PARTS AND ACCESSORIES

SAFETY



Euro Ankletop Racing Shoes

Part No.	Size
RQP30500010	1
RQP30500020	2
RQP30500030	3
RQP30500040	4
RQP30500050	5
RQP30500060	6
RQP30500065	6-1/2
RQP30500070	7
RQP30500075	7-1/2
RQP30500080	8
RQP30500085	8-1/2
RQP30500090	9
RQP30500095	9-1/2



Pro-1 Youth Single-Layer Suits

Ideal for young drivers, the Pro-1 suit includes single-layer, Pyrovatex FRC construction to meet stringent SFI 3.2A/1 specifications. Suits feature high-back collar, wrist and ankle cuffs, internal bag pockets, and a pleated back panel for added flexibility.



Size	Purple Trim	Green Trim	Pink Trim	Black Trim
One-Piece Driving Suits				
XX-Small	RQP1950590	RQP1950790	RQP1950890	RQP1959990
X-Small	RQP1950591	RQP1950791	—	RQP1959991
Small	RQP1950592	RQP1950792	RQP1950892	RQP1959992
Medium	RQP1950593	RQP1950793	RQP1950893	RQP1959993
Large	RQP1950595	RQP1950795	RQP1950895	RQP1959995
X-Large	RQP1950596	RQP1950796	RQP1950896	RQP1959996
XX-Large	RQP1950597	RQP1950797	RQP1950897	RQP1959997

355 Gloves

Size	Black
Youth Small	RQP3550092
Youth Medium	RQP3550093
Youth Large	RQP3550095
X-Small	RQP3550001
Small	RQP3550002



Junior 360° Helmet Support RQP3370097

Perfect for the drivers of Quarter Midgets, junior-sized helmet support is SFI-approved and features a full, 360° design. Made from flame-retardant, high-density foam and covered with woven FRC cover and Velcro enclosure. Black only.



Quarter Midget 5-Pt Harness Sets

Five-point harness assemblies, sized for youth quarter midget drivers, feature lightweight aluminum alloy cam buckles with wide engagement cones for easy snap-in, while the unlatch movement eliminates accidental release. Bolt-in harnesses include 3" wide polyester webbing, heavy-duty drop-forged steel hardware, single 2" submarine belt and pull-up lap adjusters. Meets SFI 16.1 specifications. Offered in black, red, or blue.



Black	Red	Blue
RQP709009	RQP709019	RQP709029



Double-Layer Driving Suit

Double-layer, one-piece suit is sewn from fire-resistant Gabardine Nomex and includes inset pockets, banded racing collars, traditional cuffed legs, and double racing stripes on both arms and legs. Offered in black only with white stripes. Double-layer suits meet SFI 3.2A/5 specifications.

Part No.	Description
SIMP402111	Small, 3.2A/5
SIMP402211	Medium, 3.2A/5
SIMP402311	Large, 3.2A/5
SIMP402411	X-Large, 3.2A/5



Youth Legend II Suit

The Youth Legend II suit is an affordable SFI.1-rated firesuit tailored to the needs of the young racer. We have added distinctive new styling and an attractive color combination. This entry-level FR cotton suit includes a wrap-around collar and three-point epaulets with Simpson branding. We have also included vertical quilting, 360 degree full arm gussets, straight leg cuffs, and front pockets.

Part No.	Description
SIMLY22071	X-Small, Black
SIMLY22171	Small, Black
SIMLY22271	Medium, Black
SIMLY22371	Large, Black
SIMLY22471	X-Large, Black



Duffel Bag SIM23301

Carry-on sized shoulder bag is 24" long x 11" wide x 12" deep and uses a padded shoulder strap for eased carrying. Fully lined bag combines large vented main compartment, side and front storage pockets, and vented wet/dry tunnel pocket.



The Hightop Shoe

Suede leather Hightop has Velcro closure, bottom laces, Nomex fleece-lined interior, and polyurethane type-M sole with athletic-style inner sole. Meets SFI 3.3/5 specifications. Offered in black only.

Size	Part No.
6	SIM28600BK
7	SIM28700BK
7-1/2	SIM28750BK
8	SIM28800BK
8-1/2	SIM28850BK
9	SIM28900BK



Competitor Gloves - Small Only SIM21300SK-0

Nomex gloves have silicon palms and touch points for exceptional grip and limited bunching. Double-layer gloves meet SFI 3.3/5 specifications and are available in black, with distinctive white trim.



QUARTER MIDGET PARTS AND ACCESSORIES

SAFETY



5-Point Latch-and-Link Restraint System **SIM29025BK**

Popular junior restraint system uses individual wrap-around 2" wide shoulder harness with pull-down adjustment, 2" wide latch-and-link wrap-around lap belts and 2" wide anti-sub belt. Meets SFI 16.1



Jr. Arm Restraints **SIM3600JBK**

A must for open cockpit race cars, restraints have padded arm bands with steel hardware and allow easy entry and exit. Available in black only.



Nomex Harness Pads **SIM23020BK**

Pads attach to harnesses or belts in seconds with Velcro and provide extra comfort when cinching belts. Sold in pairs. Available in black only.



Jr. Speedway Shark

Lightweight, aerodynamic full-face helmet features a large eyeport for exceptional vision. Built-in BLD (Boundary Layer Design), impact-absorbing one-piece Nomex liner, and gill-style cooling vents combine to add both safety and comfort. Meets Snell SA2010 and SFI specifications. Offered in white only.



Part No.	Description
SIM1786121	Medium, White
SIM1786581	Large, White

JR Speedway Helmet Shields

Part No.	Description
SIMJ88600	Clear



Molecule Performance Products

Molecule Wash and Refresh bonds to Nomex driving suits, repelling flammable stains, shielding UV rays and increasing breathability, while keeping gear clean and fresh. Protector sheds water, oils, fuels, and dirt.

Part No.	Description
MOLMLPR161	Protector, 16-oz. Spray
MOLMLRE-16-6	Refresher, 16-oz. Spray
MOLMLWA161	Wash Kit, Includes 16-oz. Wash and 16-oz. Spot Remover
MOLMLWK442	Trial Wash Kit, Includes 4-oz. Wash and 4-oz. Spot Remover



Racing Harness Latch-and-Link **RCI9410D**

Junior 5-point racing harness is constructed from 2" webbing and has high-quality mounting hardware for bolt-in mount. Features latch-and-link aircraft-style buckle and pull-down adjustment. SFI 16.1 approved.



GF235 RaceGrip Mid-Top Racing Shoes

High-quality suede leather racing shoe has an exclusive rubber RaceGrip sole for exceptional pedal feel. The CoolTec liner and RaceGrip inner sole and arch support deliver extra comfort. Offered in black only.



Size	Part No.
4	GFR0235040BK
5	GFR0235050BK
6	GFR0235060BK

Jr. Latch-and-Link Harness Set **GFR6460BK**

Latch-and-link five-point harness features pull-up style adjust and meets SFI 16.1 specifications. Offered in black only.



Sport II

Now offered in a youth size, the Sport II is lightweight, comfortable to wear and offers SFI 38.1 certified head and neck protection. Offered in Post Anchor or Quick Click configurations, Sport II fits youth with 12.5"-14.5" neck sizes.

Part No.	Description
HANDK16217.321SFI	With Post Anchor
HANDK16217.321SFI	With Quick Click



[HANDK16217.321SFI](#)
(Post Anchor)

QUARTER MIDGET PARTS AND ACCESSORIES

SAFETY



REV Head-and-Neck Restraint NEXNG23

The restraint uses a patent-pending tension-neutralizing tether design that provides superior lateral and frontal support and allows for little or no interference with seat or helmet. REV comes in three sizes and works in any race vehicle. Made in USA.



zamp

RZ-55

Affordable, full-face composite helmet is fitted with a fire-retardant plush interior and is pre-drilled for use with a head and neck restraint. Chin, scalp, and exhaust vents provide ventilation. Helmet meets SA-2010 specs, and includes 3 mm shield and tear-off posts.



Size	White	Matte Black
X-Small	ZAMH770001XS	—
Small	ZAMH770001S	ZAMH77203FS



Hybrid Sport

The Hybrid Sport is lighter and sleeker with defined wings for seat belt containment. Head-and-neck restraint weighs 20% less than previous models due to advanced carbon/polymer construction. Sliding tethers and patent-pending multi-tether system improves side-to-side movement and field of vision. Meets stringent SFI 38.1 specifications.



Part No.	Tether System
Child 22" - 26" Chest	
SIMHS.CHD.11.SAS *	Quick Release Tethers and D-Ring Kit
Small 36" - 40" Chest	
SIMHS.SML.11.SAS *	Quick Release Tethers and D-Ring Kit
SIMHS.SML.11.PA *	Post Clip Tethers and Post Anchors
SIMHS.SML.11.SAS *	Quick Release Tethers and D-Ring Kit

* Comes with seat belt anchor system unless noted.



OS 10

Affordable single-layer driving suit is made from treated woven fabric and features a double back pleat, lumbar elastic stitch, external pockets, and an attractive matte finish. One-piece suit meets SFI 3-2A/1 specifications and is offered in black only.

Size	Part No.
Medium	OMPIA01904071M



Helmet Restraint RJS11000801

Helmet restraint reduces neck fatigue and is easy to attach or remove. Adjusts easily and includes "D" ring attachment for quick installation. Compatible with any helmet.



Jr. Arm Restraints RJS11001701

Easy to install and comfortable to wear. Arm restraints are manufactured from 1" wide webbing and utilize a 1" D-ring to prevent slipping. Sold in pairs, black only.



3" Harness Pads

Easy to install, pads slip over belts for extra driver comfort. Available in black, blue and red. SFI approved.

Color	Part No.
Black	RJS11001201
Blue	RJS11001203
Red	RJS11001204



Junior Nomex Underwear

Fire-retardant underwear provides a vital thermal barrier for added safety. Sold in two-piece sets (top and bottom). Nomex socks and hoods are also available.




	Jr. 6/8	Jr. 12/14	Jr. 14/16
Underwear - Junior			
	RJS800010022	RJS800010025	RJS800010026
Hood - Junior			
	RJS800010002		



Molded Foam Seat Insert Kit KIR99300

Do-it-yourself kit allows adding form fitting high-density padding to the bottom and lumbar of an existing seat, increasing safety and comfort. Sold complete with all materials needed. **Note: Kit is designed for use with a seat that properly fits the driver. If seat is too large, two kits will be required.**



QUARTER MIDGET PARTS AND ACCESSORIES

SAFETY



Racewear Underwear

Combines the benefits of safety, comfort, and durability. Manufactured using meta-aramid technology of Kermel FR fibers, Racewear is extremely fire-resistant and permanently non-flammable, which prevents it from washing out in the laundry. The color is solution-dyed, which makes it fade-resistant, while the material is also comfortable to wear and soft to the touch. Racewear underwear is offered in long or short sleeve tops and traditional bottoms in both black or graphite grey. All tops and bottoms meet SFI 3.3 requirements.



Color	XX-Small	X-Small	Small	Medium
Long Sleeve Tops				
Black	PXP110	PXP111	PXP112	PXP113
Grey	—	—	PXP212	PXP213
Short Sleeve Tops				
Black	—	—	—	PXP133
Grey	—	—	—	PXP233
Bottoms				
Black	PXP120	PXP121	PXP122	PXP123
Grey	—	—	PXP222	PXP223



E-Z Sert Seat Insert BUTBBP-2072-M

Increase comfort and support of the lower back, pelvis, and thighs, and decrease the risk of back injury. E-Z Sert seat insert fits into an existing racing seat, creating a molded shape of the body. In a crash, the insert allows the forces of impact to be spread more equally and over more area. "Do-it-yourself" package comes complete with instructions and all required materials including CarbonX.



Digital Tire Durometer INT102091

Digital durometer reads from 0-99.5 and includes both push-button zero and peak hold functions. Sold complete with storage case.



Tire Durometer INT360092

Type-A hardness tester allows quickly checking tire compound. Gauge reads 0-100.



Analog Shock Inflation and Pressure Gauge INT100675-A

Specialized gauge allows monitoring pressure during the shock inflation process. Liquid-filled unit has a range of 0-300 PSI and 0-20 BAR.



Tire Tape Measures

Ten foot long tapes are ideal for measuring tire diameters and checking stagger.

Part No.	Description
ALL10111	Economy
ALL10112	Deluxe



Shock Inflation Tool ALL64260

Shock inflation tool threads onto shock valve. Fill valve and 0-300 PSI gauge head rotate independently 360° for easy filling and reading. Complete with built-in bleeder and includes a protective storage case.



Tire Durometer ALL44034

Easily check tire hardness. Includes storage pouch.



Tire Gauges ALL44076

2" gauge has a 12" flex hose with swivel chuck and pressure-release valve. Available in 0-20 PSI. Accurate to within +/- 1%.



Shock Workstation ALL64264

The all-in-one Shock Workstation holds shock bodies in the upright position for ease of shaft removal or assembly and holds shock shafts vertical or horizontal for easier repairs or revalving. Aluminum construction workstation can be placed in a vise and has 1/4" threaded holes for custom mounting.



Valve Core Tool ALL44030

Easily remove and install new valve cores. Base of handle has a knurled grip to aid with grip. Ergonomically designed and crafted from stainless steel. Measures 3" overall length.



Alignment Bar Kits

Part No.	Description
TAN75105	QM Front Alignment Bar Kit
TAN75110	QM Rear Alignment Bar Kit



QUARTER MIDGET PARTS AND ACCESSORIES

SETUP TOOLS



Hawk Tire Tape QRP56-110

Tape's unique hawk tip securely grabs any surface, won't pull loose, and measures to 10 feet.



Deluxe Tire Durometer QRP56-155

Checks hardness of tire to determine condition. Includes carrying pouch.



Tire Pressure Gauges

Rugged 2-1/2" tire pressure gauges with pressure relief valves use the entire gauge range for more accurate readings. Features include shock resistant boot and a 14" hose with a strain relief on each end.



Part No.	Description
Dry Gauges	
QRP56-020	20 PSI .5 Lb. Increments
Liquid Filled Gauges	
QRP56-021	20 PSI .5 Lb. Increments
Glow-In-The-Dark Gauges	
QRP56-022	20 PSI .5 Lb. Increments



SW500 E-Z Weigh Kart Scale System INT170130

Scale system is engineered specifically for use with karts, featuring a 400-pound pad capacity and 1,600 pound total system capacity. System is certified to 0.1% accuracy and includes center of gravity calculation, baseline setup recall, user selectable display modes, 4-bolt load cell design, backlit display, USB and RS232 outputs, and the ability to store up to 100 chassis setups. Powered by a 9-volt battery.



SW650RFX Quik Weigh Wireless Scale System INT170319

Quik Weigh's integrated RFX wireless technology assures 0.1% accuracy and secure wireless communication. System has large, 1/2" backlit display characters, USB and RS232 output, and can store 100 chassis set-ups, recall baseline set-up, calculate center of gravity, display user-selectable modes, and target tuning. Includes four wireless, RFX billet, 15" x 15" x 2-1/2", 1,500-pound pads, one touch wireless indicator with case, AA alkaline batteries, and a two-year warranty. PC not included.



Digital Air Pressure Gauge (0-100 PSI) INT360045

Highly accurate digital gauge includes easy-to-read 1/2" display, push button zero, thumb-operated bleed-off, backlit display for night use, 22" hose, and 45° swivel air chuck.



Digital Shock Inflation and Pressure Gauge INT100675

Allows quick, easy shock pressure settings up to 300 PSI in 0.5 lb. increments. Gauge is compatible with most shocks and includes a thumb-operated bleeder to achieve desired pressure. Standard with "Schrader" valve adapter for Penske-style valve, while a needle adapter is available for Ohlins-style.



Glow-in-the-Dark Tire Pressure Gauges (0-30 PSI)

Accurately adjust tire pressure, even in dark pit areas. Gauges include air pressure release buttons, 17" ultra flexible hoses with a chrome swivel angle chuck and a separate ball chuck included. Choose from standard 2-1/2" diameter or precision liquid-filled 4" diameter gauges. Standard 2-1/2" gauges are also available with optional hold valve, which freezes readings until pressure is reapplied or released.



Part No.	Description
JOE32306	Standard 2-1/2" Dia.
JOE32326	Standard with Hold Valve 2-1/2" Dia.

Digital Tire Gauge JOE32435

Top-quality, affordable 0-60 PSI digital gauge includes a large backlit display that is easily read, even at night. Gauge is laboratory calibrated to 1% accuracy at .1 resolution, and includes flexible hose and both ball and angle air chucks.



Deluxe Racing Pyrometer JOE54005

Pyrometer combines large, 1-1/2" tall numbers and backlighting for easy reading, even at night. The compact, 90° probe offers easy access. A padded case is included.



Kart Or Quarter Midget Toe Gauge JOE32615

Comes with everything needed to make quick work out of precisely setting the toe on a Kart or Quarter Midget. Billet gauge easily slips on your 5/8" spindles and uses specially designed slots to hold the tape measures that are included in the kit. Includes storage box.



QUARTER MIDGET PARTS AND ACCESSORIES

SETUP TOOLS



LON52-78438



Caster/Camber Gauge

Reads camber from +6° to -6° and is accurate to 1/4°. Caster reads from +12° to -4°. All vials are individually checked for accuracy and assembled on a precision fixture. All critical surfaces are CNC-machined for accuracy.

Part No.	Description
LON52-78250	Caster Camber Gauge Only, No Adapter
LON52-78438	Caster Camber Gauge Adaptor, 5/8"-18



Ultimate Tire Pressure Gauge

LON52-53053

Ultimate tire pressure gauge combines the benefits of a large, easy-to-read digital readout with accuracy to .1 PSI. State-of-the-art gauge includes the ability to save and store all four tire pressures on the display. Gauge has an angle chuck, is backlit for night use, and features a three-button air release for quicker pressure settings. Sold complete with storage case.



Digital Durometer LON52-50547

Easy-to-use and easy-to-read tire durometer measures tire hardness, featuring a digital readout. Tester uses a straight edge on base to "rock" durometer for more consistent results, while the non-slip coating offers an improved grip. Accurate up to .5 (Shore "A" scale). Sold complete with silver storage case.



Standard Tire Gauge

LON52-52024

Easy-to-read 2" dial-type gauge has 14" hose, air-release button, and rubber gauge bumper to prevent damage. 0-30 PSI in 1/2 pound increments.



Memory Tire Pyrometers

Longacre standard and deluxe pyrometers record and display 12 tire temperatures at the same time and store 10 complete sets of temperatures with recall. Deluxe version will compute average tire temperatures for each tire, and features a backlit display with automatic shut-off and a 4-car, 75-lap memory stopwatch. The deluxe pyrometer can start recording tire temperatures at any corner. The standard unit must start at the right front tire.



Part No.	Description
LON52-50682	Standard Pyrometer
LON52-50690	Deluxe Pyrometer

Magnum Tire Gauge

LON52-52021

3-1/2" glow-in-the-dark gauge includes hi-flow release button, swivel ball or angled chuck, internal gauge damper for more accurate readings, 17" ultra-flexible hose, and silver case.



Deluxe Digital Pyrometer

LON52-50640

Performs instant temperature readings from 0-2,000°F and holds the highest temperature. Compare temperatures with the press of a button. Includes foam-lined case.



Liquid-Filled Tire Gauges

LON52-52022

Gauge has pressure equalizer button to eliminate pressure differences, a 2-1/2" diameter, glow-in-the-dark face with protective bumper and a 17" hose with swivel chuck. 0-30 PSI in 1/2 pound increments.



Portable Air Tank with Tire Filler Gauge

LON52-50315

Save precious time topping off tire pressures. Ultra-lightweight stainless steel air tank holds enough air to top off four tires and the inlet valve allows tank filling in less than 15 seconds. Tank has a 0-60 PSI, quick-fill tire gauge with ball chuck.



Deluxe Tire Pressure Gauges

Deluxe gauges incorporate large, 2-1/2" diameter glow-in-the-dark dial faces for quick, easy gauge reading. An internal gauge damper helps provide accurate, consistent readings. Each gauge includes high-flow air-release button and 17" long, ultra-flexible hose with swivel chuck.



Part No.	Description
LON52-52033	0-15 PSI, Dual Bleed
LON52-52023	0-30 PSI
LON52-52003	0-60 PSI

QUARTER MIDGET PARTS AND ACCESSORIES

SETUP TOOLS



AccuSet II Computerscales LON52-72582



New, improved AccuSet II Computerscales feature a slanted display for easier reading. Simple to set-up and use; push a single button for all four wheel weights and cross weight, and push a second button for all partial percentages. Sold complete with satin-finished LMF (Liquid Metal Forging) scale pads, heavy-duty red HiFlex cables with billet AN connectors, and heavy-duty silver carrying case. Covered by a 2-year limited warranty. 12" X 12" scale pads, 1,100-lb. capacity.

Wireless Computerscales XLi with Full-Color/High-Resolution 7" Tablet LON52-72715

Computerscales XLi offers the ultimate in wireless convenience. System provides data directly from the scale pads to a full-color, high-resolution 7" tablet. Tablet displays memory with current weights. Display with wheel weights and car icon may be rotated, providing an easy view from any position. Sold complete with tablet and single-cell 1,500-lb. capacity pads.



Digital Shock Inflator

Shock inflator has a 0-300 PSI digital gauge and an extra-long hose to allow filling shocks on car. Inflator connects directly to nitrogen line, filling and bleeding shocks quickly. A special chuck prevents pressure loss and inaccurate settings.



Part No.	Description
LON52-50473	Digital Shock Inflator
LON52-50483	Digital Shock Inflator, Less Fill Hose
LON52-50493	Basic Shock Inflator, Less Fill Hose

RADIO EQUIPMENT



Fusion+

Compact and affordable with superior reception quality, the Fusion+ communication device is revolutionizing oval track racing, providing safer racing for racers and officials alike. Mandated by many short tracks, the Fusion+ allows officials to communicate with all of the drivers simultaneously, providing direct communication and warnings about on-track accidents or debris. The unit is preprogrammed—just dial up the track channel. A programmable default channel allows "saving" the channel, while an added button lock feature eliminates unwanted channel or volume changes. Sold complete with holster clip, AAA battery, and complete instructions. Unit may be purchased separately, or complete with earpiece.



Part No.	Description
RCVFUS16	Fusion+
RCVFUS16REP	Fusion+ Rookie Driver Kit, Includes Earpiece
RCVFUS16SPK	Fusion+ Semi-Pro Driver Kit, Includes Earpiece

LapCeiver A.L.T. (Audible Lap Timer)

RCVLAP-ALT-100

View lap times on a large LCD display or hear them audibly using a separate earpiece (purchased separately). The LapCeiver A.L.T. has two different modes of operation. In transponder mode, the unit works with the track's timing system and a LapCeiver transmitter, allowing up to five transponders into the LapCeiver A.L.T., one in each of the five memory banks. The IR (Infra-Red) mode uses an IR beacon transmitter that is set up across the track, while an IR detector is mounted to the car. Once the car passes through the beams, the timing data comes up on the display.



RaceCeiver Accessories



Part No.	Description
RCVCARBX	Car Box, Mounts RaceCeiver Inside Car, Will Not Mount TruScan

QUARTER MIDGET PARTS AND ACCESSORIES

OIL & LUBRICANTS

BORN FROM JOE GIBBS RACING

DRIVEN
DRIVEN TO WIN RACING OIL®

XP0 Synthetic Racing Oil JGP00406

Ultra-low viscosity racing oil is formulated for qualifying, where maximum performance is required. Oil has a viscosity typical of SAE 0W. Not API certified. 1-quart bottle.



XP2 Synthetic Racing Oil JGP00206

Joe Gibbs Racing XP2 Racing Oil is engineered for high-RPM racing engines with bearing clearances under .002", oil has a viscosity typical of SAE 0W-20. Not API certified. 1-quart bottle.



XP7 Semi-Synthetic Racing Oil JGP01706

Combines the performance of XP3 with the economical price of XP5. Viscosity is typical of SAE 15W-40. Not API certified. 1-quart bottle.



XP10 SAE 0W-10 Synthetic Racing Oil JGP03306

Utilizes select synthetic base oils to fine tune for increased horsepower and improved ring seal. Viscosity typical of 0W-10. 1-quart bottle.



Power Steering Fluid JGP01306

A full synthetic formula with exceptional high-temperature foam resistance. Ideal for gear box. Sold in a 1-quart bottle.



Race Wax JGP50060

Race Wax leaves a smooth, glossy finish that helps shed tire rubber and dirt. Works well with wraps and fiberglass bodies without damaging the decals, paint, or windows. 24-oz. bottle.



Partial Synthetic 10W30 High-Performance Oils BP071506

Offers exceptional film strength, superior sealing, and anti-wear protection. Multi-viscosity grades and synthetic components allow quicker engine warm-up and engine protection during competition. 1-quart bottle.



PSO OWT Motor Oil MAX39-03901S

PSO is a 100% synthetic, ester-based full race-grade oil engineered to provide maximum horsepower without sacrificing the integrity of critical engine components. High zinc/phosphorous formula delivers reduced wear to bearings, camshafts, lifters, and crankshafts, while helping extend engine life. Sold in 1-quart bottles. Not recommended for street use.



RS Series Motor Oils

Full 100% synthetic triple ester race-grade oil incorporates an industry leading additive system that provides both maximum performance and increased protection. Advanced formula uses special anti-wear/extreme pressure additives to provide superior engine protection, even under extreme loads and peak temperatures. Sold in 1-quart bottles. Not recommended for street use.



Part No.	Description
MAX39-13901S	0W-10
MAX39-14901S	0W-20
MAX39-04901S	5W-20

Racing Shock Fluid MAX59-58932LS

RSF includes a synthetic polymer package that offers a very high viscosity index and extremely low pour point, providing consistent performance over a wide temperature range. Sold in 1-quart bottles.



Chain Wax MAX74920S

Parafilm formula sprays on as a liquid, penetrates and sets-up as a soft, waxy film, protecting the chain from the elements. High-performance lubricant is suited to X, Z, and O-ring chains, providing rust and corrosion protection. 13.5-ounce aerosol can.



Synthetic Chain Guard MAX77920S

Crystal clear, 100% synthetic formula penetrates inner pins and rollers, lubricating and providing protection from friction, shock load and high temperatures. Guards against rust and corrosion while resisting fling-off. Safe for X, Z, and O-ring chains. 14-ounce aerosol can.



Clean Up Chain Cleaner MAX75920S

Thoroughly cleans chains without harming rubber O-rings or metal surfaces. Clean Up dissolves quickly and removes hard-to-clean build-up on chains. 15.5-oz. aerosol can.





Spark Plug Heat Range/Cross Reference

Thread Size/Reach	Hex	Heat Range	Standard Non-Resistor Spark Plugs				Power/Projected Tip Non-Resistor Spark Plugs					
			Autolite	Champion	E3	NGK	Accel	Autolite	Champion	E3	NGK	
Chevrolet, Chrysler (Wedge), Oldsmobile, Pontiac - Standard Reach - Flat Seat with Gasket												
14mm/3/8"	13/16"	Hot	—	—	—	—	—	—	—	—	NGKR5670-5	
		—	—	—	—	—	AUTAR73	—	—	—	NGKR5670-6	
		—	AUTAR353	CHPJ4C	—	—	—	AUTAR72	—	—	—	NGKR5670-7
		—	—	—	—	—	—	—	—	—	—	NGKR5670-8
		—	—	—	—	—	—	—	—	—	—	NGKR5670-9
Chevrolet (Big Block), Chrysler (Hemi) - Flat Seat with Gasket												
14mm/3/4"	5/8"	Hot	AUTAR3935	—	—	NGKR5671A-7	—	—	—	—	—	
		—	AUTAR3934	—	E3PE3.103 ‡	NGKR5671A-8	—	AUTAR3911	CHPC61YC	—	NGKR5672A-8	
		—	AUTAR3933 †	CHPC59CX	E3PE3.102 ‡	NGKR5671A-9	—	AUTAR3910 †	CHPC59YC	E3PE3.106 ‡	NGKR5672A-9	
		—	AUTAR3932 †	CHPC57CX	E3PE3.101 ‡	NGKR5671A-10	—	—	CHPC57YC	—	NGKR5672A-10	
		—	AUTAR3931	—	—	NGKR5671A-11	—	—	—	—	—	—
Chevrolet (Big Block), Chrysler (Hemi) - Flat Seat with Gasket												
14mm/3/4"	13/16"	Hot	—	—	—	—	—	—	—	—	—	
		—	AUTAR2593	—	—	—	—	—	—	—	—	—
		—	AUTAR2592	—	—	—	—	—	AUTAR53	—	—	—
		—	—	—	—	—	—	—	AUTAR52	—	—	—
		—	—	—	—	—	—	—	AUTAR51	—	—	—
—	—	—	—	—	—	—	AUTAR50	—	—	—		
Cold	—	—	—	—	—	—	—	—	—	—		
Chevrolet (Small Block), Ford (Small Block) - Conical/Tapered Seat												
14mm/.460"	5/8"	Hot	—	—	—	—	ACL0276S-4 *	—	—	—	—	
		—	—	—	—	NGKR5673-6	—	—	—	—	NGKR5674-6	
		—	AUTAR135	CHPV63C	—	NGKR5673-7	—	AUTAR13	—	—	—	NGKR5674-7
		—	AUTAR134	—	E3PE3.105 ‡	—	—	AUTAR12	—	E3PE3.107 ‡	—	NGKR5674-8
		—	AUTAR133	CHPV59C	E3PE3.104 ‡	NGKR5673-8	—	—	—	—	—	NGKR5674-9
—	AUTAR132	CHPV57C	—	NGKR5673-9	—	—	—	—	—	NGKR5674-10		
Cold	—	—	—	—	NGKR5673-10	—	—	—	—	—		
Chevrolet (Big Block), Ford - Conical/Tapered Seat												
14mm/.708"	5/8"	Hot	—	—	—	—	—	—	CHPRS9YC	—	—	
		—	—	—	—	—	—	—	AUTAR94	—	NGKR5724-8	
		—	AUTAR474	CHPS59C	—	—	—	AUTAR93	CHPS59YC	E3PE3.109 ‡	—	NGKR5724-9
		—	AUTAR473	—	E3PE3.108 ‡	—	—	AUTAR92	—	—	—	NGKR5724-10
		—	AUTAR472	CHPS55C	—	—	—	—	—	—	—	—
Cold	—	—	—	—	—	—	—	—	—	—		
Ford (Windsor and Big Block) - Conical/Tapered Seat												
18mm/.460"	13/16"	Hot	—	—	—	—	—	AUTAR33	—	—	—	
		—	—	—	—	—	—	AUTAR32	—	—	NGKAP8FS	
Cold	—	—	—	—	—	—	—	—	—	—		

Important Note: Use cross reference chart as a guide only. Due to differences in design and material, plugs listed in cross reference are not exactly alike.
 * "Shorty" spark plug for added header clearance, sold in 4-pack. ‡ E3 DiamondFIRE fixed gap spark plugs cannot be adjusted.
 † Special Autolite Racing "X" style electrode spark plug that alleviates piston/spark plug clearance issues is also available; simply add "X" to end of part number.

TECH TIP

- Determine the thread diameter, length (reach), and whether tapered or gasket (flat) seat.
- Select gap style.
- Select heat range.
- Adjust fuel mixture and spark advance timing for maximum performance.
- Inspect plugs and pistons for evidence of detonation, abnormal combustion, or excessive temperatures.
- Stay with the same plug type after final heat range selection unless major modifications have been made (increasing the horsepower or operating range).



SPARK PLUG HEAT RANGE TECH

A spark plug's Heat Range, defined as the measure of how fast the tip of the plug dissipates combustion heat, can range from as low as 500°F to as high as 2,500°F. Manufacturers offer plugs in many heat ranges, from cold through medium hot, to very hot. It is imperative that the plug stay cool enough to prevent pre-ignition or electrode destruction, and still remain hot enough to burn off combustion deposits that form at the firing tip. A plug that is excessively cold or hot for the application in question will eventually cause the engine to misfire. When working with an engine that is stock or mildly modified, it is often best to use the plug recommended by the car manufacturer. However, if the compression ratio has been altered, a different heat range plug may be required. Many racers rely upon their engine builder for plug heat range recommendations. If a racer is unsure of the correct heat range to use, it is always recommended to "stay on the safe side" and use a colder plug. A switch in heat range can change the temperature of the spark plug tip by 70-120°F. If the plug selected is too cold, it will eventually foul and misfire, but it will not damage the engine. A plug which is too hot can cause pre-ignition and detonation, often resulting in a severely damaged engine.

INDEX

A

Air Cleaner Assemblies, Filters, and Components	97, 202, 238-239, 250, 255, 285, 325, 392, 477-478, 496, 509
Air Filter Oil	239, 285, 325, 478
Air Filter Wraps	4, 28, 238, 255, 321-322, 509
Adhesives	260-262, 419, 471
Air Compressor Hoses	64
Air Scoop - Radiator	3, 24
Air Tanks	64, 179, 265, 522
Allen Wrenches	65, 258, 313
AN Cap and Plug Fittings	5, 25, 44, 46, 71, 83-88, 145, 165, 167, 186-190, 245, 330, 360, 380, 461-462, 468, 469, 500-502
AN Fittings and Components	15, 23, 25-26, 42, 44, 46, 71-72, 82-88, 100, 117, 145, 163-168, 184-190, 224, 228-230, 245, 246, 250, 254, 268, 274, 293, 307, 329, 330, 354, 380-381, 384, 411, 413, 435, 444, 461, 462, 467-469, 479, 480, 488, 500-503, 509, 514
AN-Hose - Pre-Cut Lengths	79-81, 85, 87, 145, 161, 163, 181-185, 380, 466, 470, 503
AN Hose Ends	72, 79-82, 85-87, 145, 162-163, 168, 181-185, 190, 379-380, 431, 460, 466-467, 499, 502
AN Hose Line Clamps	40, 190, 469-470
AN Hose Pressure Testers.....	191
AN Plumbing Tools	55, 81, 191
Antennas.....	371
Anti-Seize	261-262, 309, 327
Anti-Fog Coating.....	298, 325, 408
Antifreeze/Coolant.....	286, 373, 477
Antifreeze/Coolant Additives.....	99, 112, 136, 143, 157, 273, 286, 295, 300, 338, 373, 379, 477
Aprons	59
Arm Restraints.....	134, 215, 320, 363, 370, 399, 465, 518, 519
Assembly Lubricant.....	73, 81, 98, 122, 127, 138, 158, 223, 273, 282, 286, 325, 327, 373, 379, 406, 446-447, 477
Axle Bearings.....	152-153
Axle Housing Tube Spacers	149
Axle Housing Tubes.....	491
Axle Nuts	149, 227, 431, 442, 492
Axle Shafts.....	150-152, 459, 490
Axle Spacers.....	149, 227, 302, 304, 431, 442, 451, 459, 491
Axle/Hub Seals	147, 150-153, 303, 305, 423, 490, 492

B

Ballast - Steel Weight	19-20
Ballast Brackets.....	20, 53
Banjoes, Bolts, AN	168, 190
Batteries	94, 108, 255, 314-315, 418, 498, 510
Battery Boxes, Trays and Components	108, 314, 439, 459, 498
Battery Cables	355-356
Battery Chargers.....	89, 108, 136, 257, 263, 352
Battery Charger Components	136, 314
Battery Disconnect Switches.....	233
Battery Hold-Downs	255
Battery Terminal Covers.....	30, 34, 356
Battery Terminals and Components.....	30, 34, 314, 356, 498

B - Cont.

Bead Breakers, Tire	66, 307, 436, 442
Beadlock Fasteners	13-14, 67-68, 428, 431, 481
Beadlock Kits and Components.....	385, 482-483
Belt-Drive HTD Style	510
Birdcages and Components.....	11-12, 149, 228, 242, 277, 304, 420-421, 441, 453, 457, 459, 491-492
Birdcage Bearings.....	12, 149, 242, 277, 304, 420-421, 453, 459, 492
Birdcage Bolts	12, 420
Block Fillers, Engine	198
Body Braces.....	450
Body Fastener Kits.....	17, 40, 515
Bolts - Grade 5, Titanium	38-39, 152-153, 290, 411, 428
Brake Bias Adjusters and Components.....	15, 444
Brake Bleeder Adapter And Components.....	295
Brake Bleeder Bags	381
Brake Bleeder Bottles.....	16, 271, 295, 360
Brake Bleeder Kits	295, 332
Brake Bleeders	381, 463, 483-484, 488
Brake Calipers	463, 483-484, 486
Brake Caliper Bolts	242, 428, 430, 463, 484
Brake Caliper Brackets.....	7, 12, 148, 149, 242, 303, 305, 385, 421, 430, 442, 453, 459, 463, 484-485, 488, 492
Brake Caliper Bushings and Spacers	247
Brake Caliper Pistons	483-484
Brake Caliper Rebuild Kits	483-484
Brake Cooling Ducts	110
Brake Fluid	21, 77-78, 93, 118, 136, 199, 299-300, 326, 373, 444, 463, 476, 488, 514
Brake Hard Line Tubing.....	16, 43-44
Brake Heat Shields	463
Brake Hoses, Braided Stainless Steel, Coated	7, 42-43, 86, 190, 502, 514
Brake Hub Rotor Rings	148, 227, 230, 243, 303, 430, 463, 484, 485
Brake Line Rock Guards	147
Brake Pads	76, 199, 326, 463, 486, 489
Brake Proportioning Valves.....	15, 444, 488
Brake Rods	439, 458
Brake Rotor Fastener Kits.....	147-148, 242, 427, 430, 463, 485, 487
Brake Rotors.....	76, 78, 148, 199, 228, 234, 243, 303, 325-326, 430, 442, 459, 463, 485-487, 511
Brake Rotor Hats.....	234, 385, 511
Brake Shut Off Valve.....	15
Brake Systems.....	463, 484-485
Brake/Suspension Wiring Harnesses.....	355
Breather Tanks.....	26, 234, 509
Bump Stop Shims	50, 360
Bump Stops	11, 50, 75, 216, 244, 256, 328, 360
Bumper/Nerf Bar Fasteners.....	8, 13, 290, 427, 433, 450
Bumpers-Tube Front, Rear.....	8, 206, 306, 433, 442, 450, 457-458
Bungee Cords	436
Bypass Set up Tool.....	5, 46, 245

C

Calipers - Measuring, Dial, Digital	55, 310
---	---------

C - Cont.

Camshaft Bearings	74, 122, 130, 138, 154, 406
Camshaft Lobe Lift Indicators.....	340
Camshaft Plugs.....	138
Camshaft Seals.....	4, 27, 97, 330, 385, 434
Camshaft Bearing Installation and Removal Tools.....	57
Camshaft Degree Bushings	130, 309
Camshaft Degree Kits And Components.....	130, 310, 340
Camshaft Drive Spud.....	97, 254, 306, 385, 434
Camshaft Fastener Kits	96
Camshaft Thrust Buttons, Locking Plates.....	27, 123, 130, 282
Camera Mounting Solutions	89, 233
Canopies	177
Car Wash Soaps.....	477-478
Carburetors.....	200
Carburetor Accessories and Components.....	202
Carburetor Adapters and Spacers.....	228, 249
Carburetor Adjusting Tools.....	201, 228
Carburetor Dust Covers	250, 357
Carburetor Fastener Kits.....	97, 413
Carburetor Fuel Lines/Logs	503
Carburetor Gaskets.....	29, 202
Carburetor Jet Holders	251
Carburetor Jets and Components.....	201
Carburetor Rebuild Kits	73, 201
Carburetor Sight Plugs	202
Carburetor Transfer Tubes and Vents	228
Caster Camber Gauge Adapters.....	522
Caster Camber Gauges.....	522
Chain Drive Components	229, 441, 459
Chair - Folding	443
Chassis and Suspension Safety Restraints	4, 9, 48, 110-111, 134, 302, 424, 453
Chassis Kits	449, 458
Chassis Ride Height Gauges/Tools	11, 67, 206, 249, 264, 436
Chassis Stabilizers	278
Chassis Tabs, Brackets and Components	18-19, 30, 42, 302
Check Valves.....	64, 88, 192, 224, 229, 362, 469, 481
Circuit Test Light.....	32
Clip Boards, Timing Systems	268, 359
Clutch Cables, Linkages and Components.....	441, 459
Coil Springs	76, 154, 169, 209-210, 215-216, 256-257, 351, 410, 412, 415, 511, 512
Coil Spring Bushings	76, 216
Coil Spring Mounts and Brackets	210
Coil Spring Rate Tester Components	265
Coil Spring Rate Testers.....	220, 264, 265
Coil-Over Conversion Kit Components	51, 72, 76, 169, 210, 215
Coil-Over Conversion Kits	51, 72, 76, 180, 215, 343-344, 348-350
Coil-Over Thrust Bearings.....	76
Collared Shirts	398
Complete Quick Change Rear-Ends.....	150, 491
Compression Testers	58, 271
Connecting Rods.....	113, 159, 161, 282, 315, 387, 404

C - Cont.

Connecting Rod and Piston Vises	258, 337
Connecting Rod Bolts	160, 315
Connecting Rod Bushings.....	160, 315
Connecting Rod Install Guides.....	57, 113, 337
Cool Shirts	131
Cool Shirt Maintenance Additive.....	131
Cool Shirt System Components.....	131
Cooling Fans - Electric.....	144, 180
Cotter Pins	40, 463
Countersunk Washer.....	17, 40, 146
Couplers And Components.....	150, 152-153, 490, 492
Crank Trigger Components	311, 357
Crankshafts	113, 160, 203, 257, 282, 387
Crankshaft Hubs	28
Crankshaft Pulleys.....	25, 115
Crankshaft Scrapers.....	291
Crankshaft Turning Tools	58, 130, 149, 340
Crush Washers.....	71, 168
Cylinder Heads.....	78, 109, 119, 139
Cylinder Head CC Kits and Components	337
Cylinder Head Fastener Kits	96, 109, 119, 404
Cylinder Head Tools and Cutters	340
Cylinder O-Ring Groove Wire	388
Cylinder Sleeves	143, 289

D

Data Acquisition and Components	88-89, 125
Data Cables.....	89
Deburring Tools.....	53, 393
Decals.....	64, 232
Deck Plug Kits.....	294
Degreasers	20, 118, 158, 170, 274
Dial Bore Gauges	337
Dial Indicator Stands and Components	55, 340
Dial Indicators and Micrometers.....	55, 337
Diaper Pins	40, 51
Dielectric Grease	262, 314
Differential Cover Fastener Kits.....	152-153, 493
Differential Cover Gaskets... 14, 150, 152-153, 174, 388, 490, 493	
Differential Fastener Kits	493
Differential Shims	490, 493
Differential Springs.....	490
Digital Scales.....	340
Disc Brake Caliper Brackets ..7, 12, 148, 149, 242, 303, 305, 385, 421, 430, 442, 453, 459, 463, 484-485, 488, 492	
Disc Brake Caliper Components	463, 484
Disc Brake Calipers	463, 483-484, 486
Disc Brake Pads.....	76, 199, 326, 463, 486, 489
Disc Brake Rotors	76, 78, 148, 199, 228, 234, 243, 303, 325-326, 430, 442, 459, 463, 485-487, 511
Distributor Base Gaskets	29, 388
Distributor Cap and Rotor Kits	311
Distributor Caps.....	176
Distributor Fastener Kits.....	97, 290
Distributor Gears.....	130, 176, 311

D - Cont.

Distributor Hold Downs.....	29, 120
Drag and Center Links and Components	9, 290, 426, 454, 457-458
Drain Pans	67, 224, 436, 455
Drill Bits.....	44, 53-55, 515
Drill Fixtures and Components	54-55, 248
Drive Flange Hubs	492
Driveshafts	148, 277, 302, 385
Driveshaft Joint Spring Kit.....	148, 431
Driveline Swivel Couplers.....	150, 493
Driving Gloves.....	91-92, 133, 194, 214, 237, 298, 317, 318, 346, 363-364, 367-368, 397, 402, 507, 516-517
Driving Jackets.....	132, 194, 213-214, 235-236, 366, 367, 396, 401, 506
Driving Pants	132, 194, 213-214, 235-236, 366-367, 396, 506
Driving Shoes and Boots.....	90, 133, 194, 214, 237, 318-319, 363, 368, 397-398, 403, 507-508, 517-518
Driving Suits	48, 90, 132, 194, 213, 235-236, 316-317, 366-367, 396-397, 401-402, 506-507, 516-517, 519
Dry Break Valves.....	409, 430
DZUS, Quick-Turn Fastener Wrenches	54, 515

E

Ear Plugs.....	47
Electric Fan Controllers	144, 324
Electric Fan Mounting Brackets.....	3, 23, 180, 246
Electric Fan Switches/Sensors.....	144, 180
Electrical Switch Panels and Components	34, 233, 269, 355
Electrical Switches and Components	33, 34, 137, 155, 201, 233, 241, 268-269, 312, 324, 354-355, 417, 510
Electrical Wire.....	31, 269, 324, 355
Engine and Transmission Dowel Pins	4, 30, 333
Engine Block Off Plates	29, 224, 434
Engine Brushes.....	294, 310
Engine Fastener Kits.....	96, 97
Engine Finishing Kits	154
Engine Gasket Kits.....	29, 119, 174, 309, 388, 406
Engine Head and Crank Bags	295, 310
Engine Heaters	112, 179
Engine Lift Handles.....	57, 134
Engine Oil Dipsticks	116
Engine Oil Pans.....	25, 114, 116, 240, 291, 339
Engine Organization Trays	57, 113, 224
Engine Stand Casters	56, 437
Engine Stands	56, 77, 335
Engine Tilters.....	336
Engines, Bare Blocks	109, 138
Engines, Complete	119
Epoxies	138, 260, 295, 328, 471
Exhaust Clamps.....	159, 229, 243
Exhaust Hangers and Components.....	229, 415, 509
Exhaust Inserts.....	159, 389
Exhaust Pipe - Bends.....	196
Exhaust Pipe Adapters and Reducers.....	389
Exhaust Sensor Bungs Plugs and Adapters.....	88

E - Cont.

Exhaust Tips.....	159, 196, 389
Exhaust Wrap.....	140-142
Exhaust Wrap Ties	140
Expansion-Freeze Plug Installation Tools	57
Expansion-Freeze Plugs	138, 248, 333
Exterior Light Assemblies, LED Under-Car	155, 356-357
Exterior Polishes, Protectants, Waxes.....	118, 273, 285, 288, 297-298, 524
Exterior Mirrors.....	232

F

4-Link Mounts and Brackets.....	455
Fans and Air Blowers.....	23, 180
Feeler Gauge Handles.....	258
Feeler Gauges.....	57, 258
Fender Covers and Track Mats	63, 103, 116, 364
Fire Extinguisher Bottle Brackets	48, 176, 196, 381
Fire Extinguisher Bottles.....	177
Fire Extinguishers.....	176, 196
Fire Retardant Bras.....	346
Fire Retardant Underwear Bottoms	91, 132, 215, 237, 298, 320, 346, 369, 397, 402, 479, 520
Fire Retardant Underwear Sets	363, 519
Fire Retardant Underwear Tops	91, 132, 215, 237, 298, 320, 346, 369, 397, 402, 479, 520
Fire Suppression System Components.....	177, 381
Fire Suppression Systems	177, 249, 381
Flaring Tools.....	16, 56, 191
Flashlights	375
Flat Washers	17, 35, 40-41, 50, 152-153, 248, 360, 490, 515
Floor Heat Barriers	141-142, 270, 419
Floor Jack Components	108
Floor Jacks	62, 100, 108
Fluid Transfer Pumps.....	46, 178, 418, 474
Fogging Oil.....	22
Front Axles.....	9, 147, 228, 242, 276, 305, 423, 438, 451, 457, 459, 492
Fuel and Utility Jugs.....	178, 364, 391, 409, 474
Fuel and Utility Jug Caps	46, 178, 364, 391, 409, 474
Fuel Cell/Tanks	94, 192, 384
Fuel Cell/Tank Bladders.....	94
Fuel Cell/Tank Bracket.....	5, 434, 454
Fuel Cell/Tank Components	94, 192, 384
Fuel Cell/Tank Filler Necks	192, 229, 246, 384
Fuel Cell/Tank Gaskets	192
Fuel Cell/Tank Mounting Bolts.....	245
Fuel Cell/Tank Top Plate Fasteners.....	5, 13, 290
Fuel Filters and Components.....	46, 88, 167, 190-191, 246, 250, 294, 307, 328-329, 381, 413, 434-435, 481, 496, 502
Fuel Hard Line.....	44, 467
Fuel Pressure Isolators	354
Fuel Pressure Regulator Components	200, 481
Fuel Pressure Regulators	88, 171, 200-202
Fuel Pumps.....	5, 45, 88, 117, 171, 200-202, 239, 251, 479, 480
Fuel Pump Block-Off Plates.....	29, 45, 171, 294

INDEX

F - Cont.

Fuel Pump Components and Rebuild Kits.....	201, 251, 480
Fuel Pump Fastener Kits.....	13, 97, 428
Fuel Pump Gaskets.....	29
Fuel Pump Pushrods.....	130, 339
Fuel Pump Spacers.....	480
Fuel Pump/Filter Springs.....	46
Fuel Pump/Filter/Regulator/Cooler Brackets.....	45, 229, 245-246, 251, 425, 435, 454
Fuel System Additives.....	22, 99, 118, 158, 170, 273-274, 286, 338, 374, 475- 477
Fuel Tester.....	202
Fuel/Utility Jug Carts.....	178
Funnels.....	46, 178, 224, 310, 340, 391, 409, 474
Funnel Filters.....	224, 321, 391, 409

G

Gasket Coatings.....	208, 261, 327, 471
Gauges - Analog.....	15, 33, 46, 64, 88, 101, 167, 173, 268, 270, 352-354, 488, 503
Gauge Kits - Analog.....	15, 33, 268-269, 352-353, 358
Gauges - Digital.....	125, 268, 352, 504, 510
Gauge Kits - Digital.....	352
Gauge Light Bulbs.....	33, 100, 354
Gauge Line Kits.....	246, 268
Gauge Mounting Brackets.....	6, 205, 414-415, 435, 451, 509
Gauge Mounting Panels.....	33, 205
Gauge Vibration Isolators.....	353
Gauge Wiring Harnesses.....	268, 415
Gear Bags.....	92, 133, 194, 215, 238, 396, 400, 404, 408, 517
Gear Oil.....	93, 117, 150, 157, 172, 272-273, 283-284, 286, 296, 299-300, 331, 338, 373, 378, 445, 472, 475-476, 493
Grease.....	21, 93, 136, 158, 170, 273, 286, 296, 325, 331, 373, 379, 471-472
Grease Fittings.....	424
Grease Guns.....	56
Grinding Discs.....	68-69
Grinding/Sanding Discs.....	68-69
Grommet Assortments.....	309
Grommets.....	34, 70, 191, 245, 266, 392
Groover And Siper Parts and Components.....	65-66, 211, 448
Guide Plates.....	127, 223, 281

H

Hair Pins.....	51
Hand Air Pump.....	255
Hand Cleaner.....	328, 478
Harmonic Balancer Fastener Kits.....	96, 291, 311
Harmonic Balancer Puller and Installation Tools.....	340-341
Harmonic Balancers and Components.....	94, 107, 119, 333
Hats, Caps.....	70, 308, 443
Head and Neck Restraint Systems.....	197, 215, 313, 363, 390, 400, 403, 506, 518-519
Head Gaskets.....	109, 119, 124, 174, 308, 388
Head Socks.....	91, 131-132, 215, 238, 320, 346, 363, 369, 397, 402, 479
Header Tabs and Tethers.....	196

H - Cont.

Headers.....	389
Header Fasteners.....	13, 97, 290, 311, 339, 405, 417, 428
Header Gaskets.....	29, 109, 124, 174, 309, 375, 388-389, 417
Header Wrap.....	140-142
Header Wrap Ties.....	140
Headphones and Ear Phones.....	361, 364, 371
Heat Protection Tapes.....	142-143
Heat Shields.....	140-143, 207, 434
Heat Wrap Ties.....	271
Heater Components.....	112
Heel Risers - Pedal Spacers.....	6, 206, 229, 232, 429, 451, 514
Heli-Coil Kits and Components.....	244
Helmet Bags.....	107, 212, 215, 366, 400, 404, 408, 505-506
Helmet Components.....	95, 106, 197, 200, 212, 215, 345, 366, 390, 395, 396, 408, 506, 516
Helmet Dryer.....	212, 347
Helmet Shields.....	95, 107, 193, 200, 212, 365, 371, 395, 408, 506, 516, 518
Helmet Skirts.....	133, 212
Helmets.....	95, 105-106, 192-193, 200, 211, 347, 365, 394-395, 408, 505, 516-519
Hitch Accessories.....	137, 155, 271, 375
Hitch Brackets and Install Kits.....	374-375
Hole Saws.....	53
Hood Pin Fastener Kits and Components.....	40
Hose Pre-Cut Lengths.....	79-81, 85, 87, 145, 161, 163, 181-185, 380, 466, 470, 503
Hose and Wire Cutters.....	31, 55, 466
Hose and Wire Sleeving.....	71, 140-142, 312, 419, 470
Hose Clamps.....	41, 124, 184, 247, 386, 435, 499
Hose Covers and Sleeves.....	80, 143, 503
Hose End Crimpers.....	79
Hose Ends.....	72, 79-82, 85-87, 145, 162-163, 168, 181-185, 190, 379-380, 431, 460, 466-467, 499, 502
Hose Support Brackets.....	40, 80, 190, 469, 470
How-To Books.....	198, 392
Hub Oil Seal Shim.....	423
Hydraulic Hose.....	7, 45, 444

I

Ignition Box Mounts.....	32, 205, 312, 360, 435
Ignition Boxes and Controllers.....	241, 311-312, 504
Ignition Coil Wires.....	311, 357
Ignition Coils.....	312, 510
Ignition Switches.....	355
Ignition Wiring Harnesses.....	176, 355
Intake Manifold Fastener Kits.....	97, 291, 311
Intake Manifold Gaskets.....	109, 174-175, 308, 388
Intake Manifold Spacers.....	330
Interior Light Assemblies.....	269, 324, 355
Interior Liquid Protectants.....	478

J

Jack and Stand Pads.....	437
Jack Dirt Wings and Pads.....	62, 100, 108, 121
Jack Stands.....	62-63, 228, 230, 240, 249, 436-437, 442, 455

J - Cont.

Jackets, Lightweight.....	70
Jacobs Ladders.....	12, 13, 149, 244, 277, 421, 440, 449, 459, 491
Jacobs Ladder Components.....	12-13, 244, 421-422, 449
Jacobs Ladder Fasteners.....	13, 421, 422, 428, 449
Jacobs Ladder Springs.....	13
Jam Nut.....	12, 52, 103, 149, 173, 244, 277, 414, 425, 454, 490, 514

K

King Pins and Components.....	111, 147, 151, 242, 276, 303, 305, 385, 392, 424, 429, 438, 492
-------------------------------	--

L

Lash Caps.....	281
Leakdown Testers.....	245, 250, 271, 340, 446
Levels and Angle Finders.....	53, 219, 264
Level Trays, Clips, and Accessories.....	53
Lifters - Roller.....	126, 135, 204, 223
Lifter Rev Kits and Components.....	204
Lifter Valley Baffles-Vents.....	26, 240, 330
Lock Nuts.....	14, 17, 38, 41, 98, 248, 420
Lock Washers.....	41, 152-153

M

Magneto Components.....	176, 311
Magnetos.....	176, 241, 311
Magnets, Telescoping, Flexible.....	58
Main Bearings.....	74, 112, 122, 241, 406
Main Cap Fastener Kits.....	96
Main Cap Girdles.....	345
Main Caps.....	139, 291, 342, 345
Master Cylinder and Reservoir Brackets.....	444
Master Cylinder Components.....	444, 487
Master Cylinder Pushrod.....	444
Master Cylinder Rebuild Kits.....	444, 487
Master Cylinder Reservoir Caps.....	444, 487
Master Cylinder Reservoirs.....	15, 444, 487
Master Cylinder Spring.....	247, 430
Master Cylinders.....	76, 444, 487
Material Cleaners.....	297, 518
Mechanical Fan Spacers.....	115
Mechanical Fuel Injection Components.....	46, 245-248, 250
Mechanical Fuel Injection Hoses.....	250
Mechanical Fuel Injection Jets/Pills.....	251
Mechanical Fuel Injection Shims.....	250
Mechanical Fuel Injection Springs.....	245, 250
Mechanical Fuel Injection Valves and Bypasses.....	245, 250
Mechanical Fuel Injection Wash Plugs.....	5
Microphones, Sportsman Radio.....	364, 371
Mini Sprint Case Protector.....	229
Mirrors, Telescoping, Shatterproof.....	58, 121
Mono Ball Bearings.....	103, 350
Motor Mounts, Micro, Mini Sprint.....	227, 459
Motor Oil.....	93, 117-118, 130, 156-157, 172, 249, 272, 283-286, 296, 299-300, 331-332, 372, 377-378, 445, 472, 474-475, 524
Motor Oil Additives.....	130, 170, 273, 300, 338, 372, 445-446, 475
Motor Plates.....	3, 4, 30, 149, 247, 434, 450

M - Cont.

Mount Angle Rings.....	100
Moving Blankets.....	63
Mufflers and Components.....	178, 389, 406
Multipurpose Cleaners.....	20, 99, 118, 136, 158, 170, 208, 273, 285-286, 297, 325, 328, 436, 476-478, 524

N

Neck Collars and Helmet Supports.....	92, 133, 215, 320, 364, 369, 400, 517
Nerf Bars.....	206, 306, 433, 442, 450, 457-458
Nitrogen Dryer.....	218, 230
Nitrogen Feed Hose.....	233
Nitrogen Tank Brackets.....	233
Nitrogen Tanks.....	233
Note Pads and Set Up Sheets.....	268, 359
Nuts, Hex, Jam, Weld-On, Nylon Insert, Locking, 12-Point.....	15, 19, 40-42, 71, 83, 98, 164, 187, 423, 462, 468, 500
Nylon Air Line, Brake Bleeder.....	125
Nylon Brake Line, Quarter Midget.....	509, 514

O

Oil Accumulators, Reservoirs, and Tanks.....	329, 384
Oil Dipsticks.....	116
Oil Filter Adapter Fastener Kits.....	25
Oil Filter Adapters and Components.....	25, 46, 104, 114, 168, 240, 292-293, 413, 496
Oil Filter Block-Off Plates.....	104, 329
Oil Filter Cutter.....	57, 250, 271, 341, 359
Oil Filter Relocation Kits and Components.....	100, 104, 114, 249, 292, 330, 413, 496
Oil Filters.....	25, 100, 167, 191, 239, 292-293, 329, 413, 496, 502
Oil Heaters.....	5, 23, 26, 293, 330
Oil Pans.....	25, 114, 116, 240, 291, 339
Oil Pan Baffles.....	291
Oil Pan Drain Plug Gaskets.....	309
Oil Pan Fastener Kits.....	97, 291
Oil Pan Gaskets.....	0, 29, 124, 174, 308, 388
Oil Pan Plug Kits.....	270, 309
Oil Pump Components.....	292
Oil Pump Drive Shafts.....	96, 289-292
Oil Pump Fastener Kits.....	97, 291-292
Oil Pump Pickups.....	25, 114, 116, 240, 291
Oil Pump Primers.....	310, 342
Oil Pump/Filter/Tank Brackets.....	3, 5, 26, 30, 329-330, 384
Oil Pumps.....	104, 289, 291-292, 339, 413
Oil Restrictors.....	26, 292, 470
Oil Return Screens.....	291, 292
Oil Tank/Reservoir Caps.....	330
On-Board Video Cameras.....	89
O-rings.....	46, 70, 87, 104, 114, 150, 152-153, 168, 190-191, 202, 215, 250, 255, 266, 328, 329-330, 413, 423, 435, 444, 483, 490, 493
Overflow Tanks/Catch Cans and Components.....	224

P

Paint.....	64, 158, 333, 419, 473, 508
Panhard, Track Bar, and Rear End Locator Mounts.....	457

P - Cont.

Parts Washer.....	436
Pedal Assemblies and Components.....	6, 229, 248, 306, 429, 434, 441, 450, 457
Penetrating Oils.....	274
Pinion Depth Gauges.....	414
Pinion Nuts.....	152-153, 490, 493
Piston Ring Compressors.....	73, 98, 341
Piston Ring Filers.....	341
Piston Ring Squaring Tools.....	340, 446
Piston Rings.....	198, 225, 274-275, 405-406, 446
Piston Stops.....	130, 340
Pistons.....	216, 225, 275, 344, 407, 495
Pit Shoes.....	92, 237, 398
Pitman Arms.....	9, 49, 148, 243, 277, 304, 424, 453
Plasma Cutters.....	497
Plastic/Nylon Washers.....	71, 146, 187, 224, 294
Pliers.....	55, 184, 471, 499
Plumb Bob Kits.....	414
Polishing Compounds.....	99, 288, 471
Polishing Kits.....	288
Porting and Polishing Kits and Components.....	58, 337
Power Steering Fluid.....	118, 157, 254, 272, 286, 373, 379, 411, 476, 524
Power Steering Hoses and Lines.....	10, 45, 48
Power Steering Pump Bearings.....	254
Power Steering Pump Components.....	254, 411
Power Steering Pumps.....	254, 411, 459
Power Steering Reservoirs.....	240, 411
Power Steering Seals.....	254
Pressurized Sprayer.....	59
Promotional Stickers.....	443
Protective Wire Sleeve.....	31, 141-142, 324, 417, 470
PTFE Tape.....	60, 310
Pulley Belt Guides.....	115
Pulley Kits.....	25
Pulley Shims and Spacers.....	25, 115
Punch Tools.....	54, 515
Pushrod Length Checkers.....	126, 282
Pushrods and Components.....	120, 126, 280, 447-448
Pyrometer Accessories and Components.....	219, 267
Pyrometers.....	219, 230, 267, 521, 522

Q

Quick Change Bearings.....	150-153, 490-493
Quick Change Components.....	62, 150-153, 490-493
Quick Change Fastener Kits.....	14, 150, 153, 233, 247, 490, 493
Quick Change Gear Covers.....	150, 172, 490-493
Quick Change Gears.....	115, 151, 325, 348, 382-383, 494-495
Quick Change Rear End Housing Bells.....	490
Quick Change Shafts.....	152-153, 490, 493
Quick Disconnect Fittings.....	7, 16, 42, 87, 190, 226, 242, 247, 430, 454, 469
Quick Release Fasteners and Components.....	6, 36-38, 69, 146, 295, 437-438, 450, 481, 483, 513, 515
Quick Release Pins.....	124, 232, 437

Q - Cont.

Quick Turn Spring Adjuster.....	54
Quick Turn Fastener Wrenches.....	54, 515

R

Rack And Pinions.....	411, 459
Radiators.....	3, 23, 112, 179, 384
Radiator Caps.....	3, 23, 24, 112, 294, 470
Radiator Filler Necks.....	470
Radiator Fin Combs.....	23
Radiator Hose.....	179, 435
Radiator Mounting Brackets and Components.....	205, 452
Radiator Screens.....	3, 23, 246, 321, 429, 435
Radios.....	361, 364, 506, 523
Radio Components.....	361, 364, 371, 523
Radio Mounts.....	270
Radius Rod Fasteners.....	12-13, 290, 426, 428
Reamers.....	206, 249
Rear Control Arms and Trailing Arms.....	441
Rear End Breathers/Vents.....	150, 270, 493
Rear End Drain Plug.....	152-153, 247, 490, 493
Rear End Housing Fastener Kits.....	152-153
Rear End Locators Components.....	439
Rear Main Seal Adapters.....	25
Rear Main Seals.....	124, 174, 308, 330, 388
Rear View Mirrors.....	115
Receiver Hitch and Coupler Locks.....	137
Receiver Hitch Balls.....	137, 155
Receiver Hitch Pins.....	137, 155
Receiver Hitches.....	374
Rechargeable Batteries.....	89, 352, 371
Regulators.....	100
Relays/Relay Kits.....	324
Reservoirs Pumps and Steering Box Brackets.....	9, 10, 49, 243, 254, 306, 425, 450, 454, 481
Residual Pressure Valves.....	15, 247, 488
Retail Displays.....	44, 60
Ring and Pinion Gears.....	152-153, 172, 490, 493
Ring and Pinion Install Kits/ Bearings.....	150
Ring Gear Fastener Kits.....	152-153, 490
Rivet Guns.....	54
Rivets.....	35, 36, 515
Rock Guards.....	3, 8, 23, 205, 428, 449, 450, 458
Rocker Arm Fastener Kits.....	78, 98, 127, 135, 383, 386, 414, 504
Rocker Arm Stud Girdles.....	78, 129, 345
Rocker Arms and Components.....	78, 120, 127, 135, 204, 345, 383, 386, 414, 504
Rocker Spacers/Shims.....	414, 504
Rod Bearings.....	74, 112, 122, 241, 406
Rod Bolt Stretch Gauges.....	342
Rod End Boots and Seals.....	392
Rod End Bushings.....	12, 19, 50, 52, 72, 248, 304, 426
Rod End Safety Washers.....	278
Rod Ends - Clevises.....	385
Rod Ends - Spherical.....	12, 37, 52, 77, 102-103, 173, 244, 350-351, 425, 440, 454, 514

INDEX

R - Cont.

Roll Bar Clamps	19, 48, 115, 232, 233, 428-429, 449, 458
Roll Bar Padding	47, 224, 270, 320, 398
Roll Cages and Components.....	450
Rotating Assembly	160
RPM Chips	312
RTV and Silicone Sealers and Gasket Makers	208, 260-262, 327, 471
Rust Removers and Prevention	496
S	
Safety Blanket and Shield Fastener Kits	4, 48, 302
Safety Blanket Brackets	4, 48
Safety Glasses	47
Safety Wire	55
Schrader-Tire Valve Stem Tools	63, 64, 70, 231, 266, 359, 520
Scrapers	59, 310, 471
Scrub Bags	28, 30, 321-322
Seal Alignment Tool	25
Seat Belt and Harness Pads	134, 320, 363, 370, 390, 399, 518-519
Seat Belts and Harnesses.....	134, 193, 203, 212-213, 362, 369-370, 390, 398-399, 465, 516-518
Seat Belts and Harnesses Brackets and Mounts.....	134, 193, 203, 212, 363, 390, 399
Seat Belts and Harnesses Components.....	134, 193, 212, 362-363, 390, 399
Seat Brackets, Mounts, and Sliders.....	111, 253, 279
Seat Covers.....	252-253, 464
Seat Pads and Lumbar Supports	111, 253, 519, 520
Seat Supports and Components	111, 253, 464
Seats.....	111, 252-253, 464
Sending Units	268-269, 352
Shaft Collars	49
Sheet Aluminum	17
Sheet Steel	17
Shift/Warning Lights and Components	33-34, 269, 354
Shifter Brackets Cables and Linkages.....	4, 46, 149, 152, 250, 302, 441, 454, 493
Shifter Sticks	302, 441
Shock Absorber Oil	180, 284, 373, 445, 524
Shock and Strut Boots and Covers	11, 51, 149, 169, 210, 215, 257, 322, 376, 437, 511
Shock and Strut Components	50, 75, 215-216, 344, 349, 350, 360
Shock Drip Cups	232
Shock Dyno.....	219
Shock Extensions	51, 344
Shock Fasteners	14, 277, 290, 427-428, 453, 458
Shock Inflation Tool.....	51, 74, 180, 215, 219, 271, 349, 512, 520-521, 523
Shock Reservoir Mounts and Brackets.....	215, 232
Shock Travel Indicators.....	50
Shock Vise	51, 52, 232, 520
Shock Wrenches	75, 216, 231-232, 271, 344, 349-350
Shocks	74-75, 343-344, 348-349, 512

S - Cont.

Shock-Strut Bushings.....	12, 19, 52, 248
Shock-Strut Mounts.....	244
Shop Gloves	59, 90, 92, 143, 220-221, 287-288
Shop Rags/Towels	22, 61, 143
Shop/Trailer Organizers	3, 7, 22-23, 51, 58, 61, 64, 121, 205-208, 248, 333-336, 474, 514
Shrink Sleeve Tubing	31, 141
Shut Off Valves	46, 167, 246, 307, 330, 409, 435, 481
Silicone Adapters/Elbows	386, 435
Silicone Coating Sprays.....	140
Silicone Hose.....	386
Silicone Hose Coupler.....	386, 435
Snap Rings.....	12, 51, 72, 76, 150, 152-153, 180, 344, 412, 420-421, 490
Snips and Shears.....	53
Sockets.....	51, 67, 271, 307, 337, 340
Socks.....	91, 132, 238, 298, 320, 346, 363, 369, 397, 402
Sound Deadeners	419
Space Heaters	23
Spark Plug Boot Protectors.....	140, 142, 311, 417, 419, 470
Spark Plug Gapping Tools.....	57
Spark Plug Index Washers.....	57
Spark Plug Indexing Tools.....	57
Spark Plug Inspection Tools.....	271, 337
Spark Plug Wire Markers.....	312
Spark Plug Wires	73, 176, 241, 295, 311-312, 357, 416, 496
Spark Plugs	509, 525
Spindle Nut Lock Screw	424
Spindle Nuts	147, 227, 385, 424, 438, 459, 492
Spindle Shims.....	303, 305
Spindle Thrust Bearings	147, 227, 303, 305, 438, 459
Spindles and Components.....	147, 151, 276, 303, 305, 385, 424, 438, 459, 492
Spiral Locks	495
Spray Lubricants.....	99, 136, 158, 170, 284-285, 379, 471, 477, 524
Sprint Car Body Panels.....	3, 24, 205, 306, 434, 437, 449, 452, 457, 458
Sprint Car Bolts.....	247, 290, 453, 459
Sprint Car Steering Stud Kit.....	9, 14, 424, 426-427, 453
Sprocket	277, 440, 459, 509
Sprocket Carriers.....	227, 234
Stagger Gauges	64, 267-268
Starter Fastener Kits.....	97
Steering Arms.....	9, 49, 148, 151, 227, 242, 276-277, 304-305, 422, 438, 453, 459, 492
Steering Box Knee Guards.....	6, 47, 464
Steering Boxes and Components.....	254, 411
Steering Column Brackets.....	454, 457
Steering Shaft Joints/U-Joints.....	48, 495
Steering Shaft Support Bearings	49
Steering Shafts and Components	49
Steering Stabilizers and Components	422
Steering Wheel Adapters and Install Kits.....	48, 231, 321

S - Cont.

Steering Wheel Pads.....	10, 47, 231, 234, 411, 511
Steering Wheel Quick Disconnects	48-49, 231, 254, 270, 358, 411, 424, 495, 511
Steering Wheels and Components.....	110, 195, 231, 234, 244, 270, 279, 321, 358, 411, 455, 511
Stopwatches/Timers.....	269, 359, 377
Storage Cases.....	31, 66-67, 218, 263, 271, 301, 391, 455, 509
Studs	20, 453
Suspension Tube Ends.....	52, 278
Suspension Tubes.....	12, 52, 276, 358, 425, 439, 454-458, 512-513
Sweatshirts.....	70, 443
T	
Tank Mounting Brackets	224
Tape	31, 60-61, 141, 231
Tape Guns	60
Tape Measures Rulers and Measuring Devices.....	67, 115, 230, 248-249, 264, 357-358
Taps	54
Tear Off Posts	47, 106, 345, 371, 436, 464
Tear Off Tab.....	371
Tear Offs and Components	95, 106, 366, 370-371, 408, 464, 506
Thermal Covers and Components.....	142, 248
Thermal Imager	219
Thermostat Housing Fastener Kits	97
Thread Files	54
Thread Locking Compounds	208, 259, 262, 327, 471
Thread Sealers.....	98, 208, 259-260, 262, 327
Throttle Cables	441
Throttle Linkage and Components.....	6, 229, 244-245, 250, 277, 434, 454, 509
Throttle Return Spring and Brackets	413
Tie Rods and Components.....	457, 458
Tie-Down Anchors	63, 278
Tie-Down Sleeves.....	278
Tie-Down Straps.....	62-63, 110, 278, 335
Tie-Down Tracks	278, 335
Timing Chain and Gear Sets and Components	123, 130, 234, 282, 376
Timing Cover Fastener Kits	27, 97
Timing Cover Gaskets.....	124, 174, 309, 388
Timing Cover Seals	27, 309, 330, 388
Timing Covers.....	4, 27, 123, 130, 254, 291, 339
Timing Gear Drive Sets and Components	4, 27
Timing Lights	178, 312
Timing Pointers.....	28, 94
Timing Tape	309
Tire And Window Markers.....	64
Tire Durometer.....	63, 68, 219, 230, 266-267, 359, 520-522
Tire Groovers and Sipers	64-66, 211
Tire Grooving and Siping Blades.....	65-66, 211, 448
Tire Irons and Spoons.....	66
Tire Preparation Stands and Components	230, 448
Tire Pressure Gauge Components	218, 255, 266, 437

T - Cont.

Tire Pressure Gauges.....	64, 70, 100, 218, 231-232, 265-266, 295, 342, 359, 414, 437, 520-522
Tire Relief Springs.....	125, 255
Tire Relief Valve Components.....	70, 125, 245, 255, 266, 431
Tire Relief Valves.....	70, 125, 245, 255, 266, 431
Tire Sander Components.....	68
Tire Sanders.....	68
Tire Scribe.....	264
Tire Softeners and Treatments.....	20-21, 338
Tire Tapes.....	64, 358, 520-521
Tire Tread Depth Gauge.....	219, 230, 267, 358
Tires.....	203, 511
Toe Gauges and Components.....	234, 264, 521
Toe Plates - Aluminum.....	66, 108, 179
Toggle Switch Extensions.....	34
Tongue Jack.....	155
Tongue Jack Components.....	121
Tool Trays.....	195, 310
Torque Ball Gaskets.....	392
Torque Balls Housings and Components.....	148, 151, 243, 244, 302, 305, 385, 431, 450, 492
Torque Link and Pull Bar Covers.....	51
Torque Tube / Drive Shaft Checker.....	55, 248
Torque Tube blankets and pads.....	4, 48, 110
Torque Tube Seal.....	150, 152-153, 490
Torque Tube/Ball Fasteners.....	14, 148, 243-244, 302, 428, 431
Torque Tubes.....	148, 151, 243, 302, 305, 431, 453, 492, 493
Torsion Arm Retainers.....	11, 147, 301, 427
Torsion Arms.....	10-11, 147, 227, 242, 276-277, 426, 427, 439, 453-454, 457-458, 491
Torsion Bar Bushings and Mounts.....	11, 147, 276, 301, 385, 427, 439, 457-458
Torsion Bar Fasteners.....	10-11, 14, 424, 427-428, 439, 453
Torsion Bar Stops.....	10, 147, 227, 242, 304, 427, 429, 439, 453, 457-458, 491
Torsion Bars.....	147, 151, 276, 301, 385, 405, 412
Tow Straps and Components.....	110
Trailer Brake Controllers.....	137, 155, 375
Trailer Plug Adapters.....	137, 155
Transmission Fluid.....	93, 296, 299, 331, 378, 472
Transmission Fluid Additives.....	273
Transmission Shifters.....	4, 149, 450
Transponder Components.....	246, 299, 361
Transponders.....	299
Truck Steps and Components.....	336
T-Shirts.....	70, 443
Tube Nuts and Sleeves.....	16, 44, 71, 83, 87, 165, 168, 181, 187, 191, 461, 500
Tubing Bender Shoes.....	498
Tubing Benders.....	497-498
Tubing Cutters.....	16, 56
Tubing Notcher Components.....	53
Tubing Notchers.....	53, 498
Tubing Straightener.....	497

T - Cont.

Turbocharger Oil and Coolant Lines.....	470
Turn Plates.....	218, 263
Two Stroke Oil.....	284, 374
U	
U-Joint Flange Assembly.....	148, 385, 431, 493
U-Joint Strap and Bolt Kits.....	148, 427
Undercoatings.....	261
Universal Caps.....	28
V	
Valley Cover Gasket.....	175
Valve Cover Breathers and Components.....	26, 28, 232, 239, 293-294, 329, 470
Valve Cover Fastener Kits.....	97, 233, 294, 310
Valve Cover Gaskets.....	29, 109, 174, 294, 309
Valve Cover Hold-Down Tabs.....	293
Valve Covers.....	78, 138, 293, 384, 455
Valve Guides.....	139
Valve Lash Adjusting Wrenches.....	57, 258, 340
Valve Locks.....	120, 129, 144, 204, 223, 281, 323
Valve Seats.....	139
Valve Spring Compressors.....	57, 258, 294, 341
Valve Spring Height Gauges.....	323, 341
Valve Spring Locators.....	129, 323
Valve Spring Retainers.....	120, 128-129, 144, 204, 223, 280, 323
Valve Spring Shims.....	128-129, 323
Valve Spring Tester Components.....	258
Valve Spring Testers.....	220, 258, 271, 295, 341, 342
Valve Springs.....	119, 128, 135, 139, 204, 222, 280, 322-323
Valve Stem Caps.....	69
Valve Stem Seals.....	129, 204, 281
Valve Stems and Components.....	69-70, 266, 510
Valves.....	119-120, 139, 144, 175, 281
V-Belts.....	25, 115
Vehicle Ramps.....	335-336, 372
Vehicle Scale Components.....	218
Vehicle Scale Levelers and Roll Off Plates.....	218, 263-264
Vehicle Scales.....	217, 263, 339-340, 521, 523
Vent/Fill Hoses.....	364, 391, 409, 474
Vinyl Doors.....	121
Vise Jaw Inserts.....	81, 469
Vises.....	67, 498
W	
Water Neck Gaskets.....	29
Water Outlet Restrictors.....	250
Water Pump Components.....	248, 254
Water Pump Fastener Kits.....	97
Water Pump Gaskets.....	24, 29, 124, 174, 388
Water Pump Pulleys.....	25, 115
Water Pump Spacers.....	24
Water Pumps - Mechanical.....	24, 171, 254, 309, 407
Waxes.....	118, 274, 284-285, 288, 297-298, 300, 471, 478
Weather Stations and Accessories.....	77, 125, 268
Weld In Bungs and Fittings.....	9, 28, 47, 83, 87, 115, 168, 189, 203, 232, 292, 465, 502

W - Cont.

Welders.....	497
Welding Carts.....	179, 497
Welding Clamps.....	497
Welding Pencil.....	54
Wheel Alignment Tools.....	520
Wheel Balancer.....	206
Wheel Bearing Hub Assemblies.....	147, 151, 234, 303, 305, 385, 423, 482-483, 492, 511
Wheel Bearings.....	147, 303, 305, 423
Wheel Bearings Spacers.....	152-153, 234, 303, 305, 423, 511
Wheel Center Fasteners.....	431
Wheel Center Sections.....	149, 385, 431, 481, 483
Wheel Hub and Drive Flange Dust Covers.....	147, 303, 305, 423
Wheel Hub Fastener Kits.....	13, 290, 303, 305, 423, 428
Wheel Lug Nuts.....	303, 385
Wheel Mud Covers and Components.....	68-69, 116, 146, 385, 455-456, 481, 483
Wheel Outer Sections.....	385, 482-483
Wheel Plugs.....	67
Wheel Stud.....	234, 303, 423, 492, 511
Wheel Wrenches.....	63, 68, 149, 207, 227, 229, 384
Wheels.....	385, 481-483
Winches.....	480
Windage Tray Fastener Kits.....	115
Windage Trays and Components.....	115, 291
Window Nets.....	9, 47, 133, 363
Wing Adjuster Components.....	229, 247, 254, 411, 451
Wing Adjuster Valves.....	149, 254, 411
Wing Adjusters.....	7-8, 14, 149, 229, 247, 254, 411, 429, 432, 440, 451, 459
Wing and Spoilers and Components.....	7, 205, 432, 456
Wing Cylinder Fastener.....	7, 14, 429, 432
Wings and Spoiler Brackets.....	8, 149, 205, 228-229, 248, 277, 429, 432-433, 440, 451, 456, 459
Wire Crimpers and Stripping Tools.....	32, 312, 357, 417
Wire Crimping Tool Dies.....	417
Wire Looms.....	309, 312, 417
Wire Ties.....	59, 195, 357
Wire Tie Tools.....	140
Wiring Connectors and Terminals.....	31-32, 34, 269, 324, 356
Wiring Pigtails.....	32-33, 100
Work Tables.....	52, 336
Wrenches.....	58, 147, 190, 231, 249, 306-307, 310, 340, 357, 359, 436, 455, 469, 474



REAR SUSPENSION

DOUBLE WIDE BIRDCASES

Made from 7075-T6 aluminum, Ti2's Double Birdcases are among the most innovative cages on the market today. The cages were ultimately created to eliminate flex in the birdcase bearings, bearing seat, coil spring by hold in the birdcase, absorber oil mount and horsepower that could be applied to the rear wheels. By distributing the weight between the two bearings, excess flex is reduced, allowing for a more efficient transfer of horsepower to the rear wheels. The cages require the standard offset rear springs and offered by Ti2 as well as a custom rear axle. The rear axles are available from Wilbers, D&H, and Transaxle.

Part ID	Description
1P2012	Left Side
1P2013	Right Side

PRO BIRDCASES

Ti2's Pro Birdcases are machined from 7075-T6 aluminum with a 20mm double row angled contact bearing. The low height design allows right and left cages, as well as the new Adjustable Birdcase, for adjustment of the absorber's loadline pick-up point to meet changing track conditions, giving racers a competitive edge.

Part ID	Description
1P2012	Left Side
1P2013	Right Side



REAR SUSPENSION

REPLACEMENT BIRDCASE COMPONENTS

Identify the part you need and match it with the corresponding part number and description to order. The right column shows what parts work with each cage.

ID	Part ID	Description	Pro	Double Wide
1	1P2012	Upper Pick-Up Cone	+	+
2	1P2013	Upper Pick-Up Cone Bolt	+	+
3	1P2014	Lower Pick-Up Bolt	+	+
4	1P2015	Lower Pick-Up Shoulder Bolt	+	+
5	1P2016	Lower Pick-Up Bolt	+	+
6	1P2017	Adjuster Post Lock Nut	Adjustable Cages Only	+
7	1P2018	Adjuster Post Spring	Adjustable Cages Only	+
8	1P2019	Standard Cage Bearing	+	+
9	1P2014	DBL Lower Shoulder Nut	DBL Lower Shoulder Nut	+
10	1P2012	DBL Lower Pick-Up Bolt	DBL Lower Pick-Up Bolt	+
11	1P2013	DBL Cage Bearing	DBL Cage Bearing	+
12	1P2014	DBL Lower Shoulder Nut	DBL Lower Shoulder Nut	+
13	1P2012	DBL Lower Pick-Up Bolt	DBL Lower Pick-Up Bolt	+
14	1P2013	DBL Cage Bearing	DBL Cage Bearing	+
15	1P2018	Steel Locking Ring	+	+



FEATURES:

- Non-Load Adjuster**
Allows the adjuster position to 1/8" increments. An axle or cover the mid-center 2x10" and 2x12".
- Ball & Cones**
The built-in level allows you to adjust the birdcase to level.
- Custom Medical Bearings**
Machined in titanium machined for extra life and less wear and tear.

Using The Adjustable Feature

- For a ball that is loose or has a flat spot**
Follow the Turn in & Lock procedure on the birdcase to create less contact with the corner bar.
- For a ball that is too tight**
Follow the Turn in & Lock procedure on the birdcase to create more contact with the corner bar.

Recommended Incremental Adjustments	1/2" - Very Rough or Heavy Surface	3/8" - Dry Surface	1/4" - Rough Starting Point	1/8" - Dry Surface	1/16" - Very Slip Surface
-------------------------------------	------------------------------------	--------------------	-----------------------------	--------------------	---------------------------



VISIT WWW.TI22PERFORMANCE.COM TO SEE OUR FULL RANGE OF OPEN WHEEL PRODUCTS



CATALOG AVAILABLE NOW

VISIT
WWW.MPDRACING.COM
FOR MORE





SPECIALTY ITEMS FOR THE SHOP, TRAILER & TRACK

Paulie Colagiovanni
Photo: Quentin Young




KSE Gen2 Wing Line Kit
ALL48006



Top Wing Trees
ALL55130-55132



Sprint Radiator
ALL30028



Torque Ball
Safety Blanket
ALL55220

Adjustable Chrome Moly Jacobs Ladder
ALL55084-ALL55087



Sprint Car Front Axle
ALL55170 (Black)
ALL55171 (Chrome)

Call For Your Closest Dealer: 1-269-463-8000 • www.allstarperformance.com

Helmet Support Neck Collar

- Fire Retardant Foam and Cover
- Available with or without SFI Tag
- Non SFI Support - Blk Only .333003**
- SFI 3.3 Support.....17" Dia..337007**
- SFI 3.3 Support.....19" Dia..337008**
- SFI 3.3 Support.....21" Dia..337009**
- SFI 3.3 Youth Support3370097**



SFI Rated Nomex® Gloves

- Single Layer or Double Layer Nomex® Knit Construction
- High Grip Suede Leather Reinforced Palm
- Colors are Black, Red and Blue w/ Grey or Black Suede
- Soft, Supple and Comfortable

SFI-1 Single Layer 351XXY

SFI-5 Double Layer 355XXY

SFI-5 Double Layer Youth..... 355009Y

Replace XX with = 00 for black, 01 for red, or 02 for blue

SFI-5 2 Layer Long Angle Cut 358X0Y

SFI-5 2 Layer Long Outseam 359X0Y

SFI-5 2 Layer Outseam W/Elastic .. 356X0Y

Replace X with = 1 for red, or 6 for grey suede

Replace Y (for all glove series) with = 1 for XS, 2 for SM, 3 for MED, 5 for LRG, 6 for XL, 7 for XXL, and 8 for 3XL

SFI 3.3/5 Racing Shoes

- Suede Leather Upper
- Pyrovatex® Flame Retardant Liner
- Molded Flexible Rubber Sole
- Padded Ankle & Arch Support
- Euro Shoe Features Carbon-L Wear Pads

Basic Race Shoe.....30300YYY
(full sizes 8-13)

Euro Carbon-L Shoe (Shown)...30500YYY
(half sizes 1-20)

All shoes are black, replace YYY with 3 digit size like 080, 085, 090, 100, 105, 110, 115, 120, etc.

Chevron-5 Nomex® SFI-5 Suits

- Durable Nomex® Outer Layer (Shown)
- Soft Lightweight Nomex® Liner
- 180° Floating Arm Gussets
- Knit Stretch Panels on Sides Add Flexibility
- Black Nomex® Wrist and Ankle Cuffs
- Internal Bag Pockets

Chevron-5 Suit.....91609XY9

Replace X with = 0 for black, 1 for red, 2 for Blue

Replace Y with = 2 for SM, 3 for MED, 4 for MED TALL, 5 for LRG, 6 for XL, 7 for XXL, 8 for 3XL

Chevron-1 SFI-1 Suits (Not Shown)

- Single Layer Pyrovatex® FRC Construction
- 180° Floating Arm Gussets
- Knit Stretch Panels on Sides Add Flexibility
- Black Nomex® Wrist and Ankle Cuffs

Chevron-1 Suit.....1309XY

Same Color And Size X & Y Part Number Replacements as Above

SFI-1 and SFI-5 Suits, Jackets & Pants (Not Shown)

- Exceeds SFI 3.2A/1 or 3.2A/5 Ratings
- Pyrovatex® FRC and Nomex Construction
- Fresh, Stylish Designs
- Black Epaulets, Belt, and High Back Collars
- Contrasting Arm & Leg Stripes
- Black Wrist and Ankle Cuffs
- Pleated Back Panel for Flexibility
- Boot Cuff Pant Legs

SFI-1 Single Layer 1pc Suit110XXY

SFI-1 Single Layer Jacket111XXY

SFI-1 Single Layer Pants11200Y

SFI-5 Multi Layer 1pc Suit120XXY

SFI-5 Multi Layer Jacket.....121XXY

SFI-5 Multi Layer Pants12200Y

SFI-1 Youth/Jr. Suits, Jackets and Pants also available

Replace XX with = 00 for black, 01 for red, or 02 for blue

Replace Y with = 2 for SM, 3 for MED, 4 for MED TALL, 5 for LRG, 6 for XL, 7 for XXL, 8 for 3XL, 9 for 4XL, and 0 for 5XL

Black SFI 3.3 Underwear

Top42199Y

Bottom42299Y

Socks.....41199Y

1 Layer Hood433991

2 Layer Hood433992

Replace Y with = 1 for XS, 2 for SM, 3 for MED, 5 for LRG, 6 for XL, 7 for 2XL, 8 for 3XL, 9 for 4XL, and 0 for 5XL

SFI Rated Seat Belts

- Premium 3" Polyester Webbing
- Forged Hardware Ends Installed
- Wrap Around or Bolt-in Mounting
- HANS Shoulders Now Available

3" Latch & Link SFI 16.1 5pt.....711XX1

3" Latch & Link SFI 16.1 5pt HANS717007

2" Latch & Link SFI 16.2 5pt Youth709XX9

3" Camlock SFI 16.1 5pt741XX1

3" Camlock SFI 16.1 Dragster U-style748008

2" Camlock SFI 16.2 5pt Youth739XX9


3" Camlock SFI 16.1 Pull Up Lap 5pt742002

3" Camlock SFI 16.1 6pt743003

HANS Camlock SFI 16.1 5pt745005

3" Latch & Link Ratchet SFI 16.1 5pt813003

HANS Latch & Link Ratchet SFI 16.1 5pt..815005



Replace XX with = 00 for black, 01 for red, 02 for blue, 03 for yellow, 05 for purple, 06 for platinum, 07 for green or 08 for pink - Not All Part Numbers Are Available In All Colors.



The camshaft is the most important purchase for your high performance engine.

We have your cam needs covered since 1956. Hydraulic, Rollers, Solid

EnduraMax Lifters have been race proven to be the longest lasting lifters on the market.

ENDURAmax



since 1955

CROWER

over sixty years of power



Crower Rockers are engineered to withstand the extreme demands of today's high horsepower engines.

Crower Cranks, Rods Roller Lifters have provided the reliability and durability to all type of racers.



Crower has a complete line of spring, retainers, keepers, locks and many other components to meet all types of head configurations.

Crower Cams & Equipment Co., Inc.
6180 Business Center Court • San Diego, CA • 92154
www.crower.com | 619.661.6477



Get social with us...



Shop Online



BRAKE PAD TECHNOLOGY OF CHAMPIONS



For 30 years, Hawk Performance has been manufacturing premium friction products that stop you faster and last longer. Whether you're looking to cut seconds off of your track time, need additional stopping power for your large vehicle or want brakes that are cleaner and quieter, Hawk Performance has the pads, rotors and fluids to keep you safer.

race proven. street legal.

NEXT-LEVEL BRAKE FLUID

At Hawk Performance® we pride ourselves on optimizing the braking experience for maximum performance, but that doesn't stop at pads and rotors. We now offer DOT 4 premium specification brake fluid in three different performance levels to optimize safe, predictable braking no matter what you're stopping.

Whether your performing routine maintenance on your daily driver, racing to the finish line, or towing down steep grades – Hawk Performance not only has the brake pads and rotors you need, but the brake fluid to back it up. Now available in three different performance levels, Hawk Performance brake fluid can be used in any hydraulic brake system that calls for a DOT 4 fluid.

Functioning as an OE replacement, HP520 brake fluid offers superiority to OE specifications at an affordable price point for your street car or truck. HP600 has been specifically formulated to provide the highest performance under racing conditions, where braking systems must operate at very high temperatures without compromise. And for those extreme environments, HP660 pulls out all the stops to offer class-leading boiling points for reliable, consistent braking performance.

HP520 PERFORMANCE BRAKE FLUID

- Premium Dot 4 Brake Fluid
- Minimum Dry Boiling Point: 500°F (260°C)
- Minimum Wet Boiling Point: 320°F (160°C)



HP600 RACING BRAKE FLUID

- Premium Dot 4 Brake Fluid
- Minimum Dry Boiling Point: 572°F (300°C)
- Minimum Wet Boiling Point: 383°F (195°C)



HP660 RACING BRAKE FLUID

- Premium Dot 4 Brake Fluid
- Minimum Dry Boiling Point: 608°F (320°C)
- Minimum Wet Boiling Point: 383°F (195°C)





BULLETPROOF!

ARP Fasteners Give You Increased Clamping Loads With An Extra Margin Of Safety. Get The Reliability You Need For The Checkered Flag!

- Safely build more power
- Strengthen your driveline
- Get improved dependability
- Special oval track components



ARP
automotive *Racing* products

