

2022 CATALOG



HOOSIER



TIRES DESIGNED FOR CHAMPIONS

NO WARRANTY POLICY

Hoosier Racing Tire Corp. offers racing tires for sale only upon the conditions and the terms contained in this disclaimer of liability and indemnity. Due to many varied and different conditions which Hoosier Racing Tires and Tubes are exposed and because of the manner in which racing is conducted, Hoosier Racing Tire Corp. makes absolutely **no warranty**, expressed or implied, as to the fitness for a general or particular purpose or of merchantability in connection with any offer of sale of Hoosier Racing Tires and tubes. **"HOOSIER RACING TIRES AND TUBES ARE SOLD AS IS."** Race tires are not tested or labeled to meet FMVSS 109, 119, 139 or ECE36 Safety Standards. Therefore it is dangerous and illegal to sell race tires for use on public highways. Any person selling Hoosier Racing Tires or Tubes for highway use agrees to indemnify and reimburse Hoosier Racing Tire Corp. for all loss, damage, or liability Hoosier Racing Tire Corp. may suffer because of such sales. Not applicable where prohibited by law. Not following these warnings can cause **SERIOUS PERSONAL INJURY OR DEATH**. For more information read tire labels, follow manufacturer's warnings as molded in tire sidewalls and visit hoosiertire.com.

FREEZE WARNING

Freeze Crack Advisory: This advisory addresses proper storage and use of Hoosier tires in cold conditions. Hoosier Tires, especially asphalt and hard compound tires, may experience Rubber Cracking if the tires are transported, crushed, flexed or stressed when frozen. The following guidelines are provided to avoid this problem.

1. Always store Hoosier Racing Tires indoors at temperatures above 32° F.
2. If tires have been subject to 32° F or less, allow them to warm to room temperature (about 70° F) for a minimum of 24 hrs before the tire is mounted, transported or flexed.
3. Always use spare tires not intended for future competition to store vehicles for prolonged periods of time or winter transport.
4. If below freezing temperatures are expected, please consider shipping tires once more favorable conditions exist.

Do not use tires that have evidence of Freeze Crack Damage.

WARNING

Service Life for Race Tires: Old tires can fail in use, causing loss of vehicle control and personal injury. Environmental conditions like temperature extremes, exposure to sunlight, electric arc, solvents, automotive fluids, and atmospheric pollutants accelerate the aging process. Hoosier Racing Tire strongly recommends that new (sticker) tires should be put in service within 2 years of date of purchase. Used (scuffed) tires have a shorter service life than new (sticker) tires. Poor storage and infrequent use accelerate the aging process.

DIRECTION OF ROTATION / MOUNTING INSTRUCTIONS

ROTATIONAL GUIDELINES FOR TIRES WITH DIRECTIONAL ARROWS

All Hoosier tires having directional arrows must be mounted so that the tire travels in the direction of the arrow. Hoosier tires having directional arrows will have them on both sidewalls. Directional arrows may not be on a tire that can have both left and/or right side application. All Hoosier tires not having directional arrows should be mounted as detailed below.

ROTATIONAL GUIDELINES FOR TIRES WITHOUT DIRECTIONAL ARROWS

Every Hoosier race tire has a four character serial code embossed into ONE sidewall of the tire. All Hoosier DOT tires will also have two additional codes as required by the Department of Transportation. (Example: J7AB 4AX8 3710)

CIRCLE TRACK RACING TIRES:

(Includes both dirt and asphalt tires)

Hoosier tires must be mounted with the serial code located toward the infield.

CIRCUIT & RALLY TIRES:

(Includes catalog numbers beginning with 43, 44, 45, 46)

In most cases, Hoosier tires used in Circuit & Rally applications should be mounted with the serial code toward the center of the vehicle. Once a tire has been run in the proper orientation it is acceptable to remount the tire in the opposite direction to even out the wear.

DRAG RACING TIRES, INCLUDING DOT DRAG TIRES:

(Includes catalog numbers beginning with 17, 18)

Hoosier drag tires can be mounted to rotate in either direction. Hoosier drag tires can also be flipped or reversed to provide even wear.

DIRT BIKE TIRES:

FRONT TIRES – Mount serial code facing brake caliber.

REAR TIRES – Mount serial code facing sprocket side

WARNING - TIRE MOUNTING IS DANGEROUS

Special Tire Mounting Instructions: Tire mounting should be done **ONLY** by trained personnel using proper tools and procedures. Failure to follow safe mounting procedures could cause faulty positioning of the tire and cause the assembly to burst with explosive force sufficient to cause **SERIOUS PERSONAL INJURY OR DEATH**. Always inspect tire for kinked beads or other possible damage that may have occurred in shipping or storage. Clean the rim especially in the bead area before mounting a tire. Lubricate the tire beads as needed with a purpose made tire mounting liquid or paste. Always lock rim on mounting machine or place in safety cage. Use a clip on chuck, an in-line valve with a pressure gauge or adjustable regulator and remote inflation/deflation device. Have enough air hose to stay out of the trajectory. Stand back.

WARNING - VERIFY RIM SIZE

Verify Correct Wheel and Bead Flange: All tires are designed to be used on wheels that are manufactured to Tire and Rim Association (T&RA) specifications and tolerances. Some rims are non-standard or damaged and it is necessary to inspect the rim flange to assure proper fit. Consult your specific rim manufacturer to determine if your rim can be used in this application. Never attempt to install and inflate a tire of one bead diameter on a rim or wheel of a different bead diameter. Use of Hoosier Racing Tires on wheels with incorrect bead flanges or wheels that do not meet T&RA standards can cause the assembly to fail and burst with explosive force sufficient to cause **SERIOUS PERSONAL INJURY OR DEATH**. Use a certified wheel rim disk tape to confirm wheel rim flange size.

WARNING - BEAD / RIM SEATING

When seating beads never exceed maximum bead seating pressure as molded in tire sidewall. Never exceed manufacturer's maximum inflation pressure. Always seat beads with wheel locked to mounting machine or placed in a safety cage. A damaged tire or wheel can fail during bead seating and burst with enough force sufficient to cause **SERIOUS PERSONAL INJURY OR DEATH**. Always use a clip on chuck, an in-line valve with a pressure gauge or adjustable regulator and remote inflation/deflation device. Have enough air hose to stay out of the trajectory. Stand back. If the beads will not seat at the manufacturers maximum bead seating pressure, STOP, deflate tire, return the tire to the place of purchase.

WARNING - NOT FOR HIGHWAY USE

NOT FOR HIGHWAY USE: All Hoosier Racing Tires including DOT labeled Hoosier Racing Tires are designed for racing purposes only on specified racing surfaces and are **not to be operated on public roadways**. DOT labeled Hoosier Racing Tires meet Department Of Transportation requirements for marking and performance only and are **NOT INTENDED FOR HIGHWAY USE**. It is unsafe to operate any Hoosier Racing Tire including DOT tires on public roads. The prohibited use of Hoosier Racing Tires on public roadways may result in loss of traction, unexpected loss of vehicle control, or sudden loss of tire pressure, resulting in a vehicle crash and **SERIOUS PERSONAL INJURY OR DEATH**.

Exception – “PRO STREET” page 20.

WARNING - MISUSE / MISAPPLICATION

Application/Misuse: All Hoosier Racing Tire products are designed for a specific purpose. Consult with Hoosier Racing Tire Corp. for specific fitment and application. Utilizing Hoosier Tires in any form outside of their intended use constitutes **MISUSE** of the product and can cause **SERIOUS PERSONAL INJURY OR DEATH**. Hoosier Racing Tire products are designed and manufactured for racing purposes only, within a closed course designed for organized competition. Not for recreational use. Hoosier Tires should never be used for Off Track Exhibition or for Land Speed Record Vehicles including Jet or Rocket Powered Cars.

WARNING - DO NOT ALTER TIRES

Chemical Treatment of Tires: Hoosier Racing Tires strictly forbids any chemical alteration of the tire carcass and/or tread compound such as tire “soaking” or use of tread “softener.” Hoosier Racing Tire strictly forbids the physical defacement (removal, altering or covering), of tire sidewall markings in any manner. Failure to comply with this warning could result in premature or catastrophic tire failure and may result in **SERIOUS PERSONAL INJURY OR DEATH**.

TABLE OF CONTENTS

LEAD #	TIRE	PAGE #
	NO WARRANTY POLICY & WARNINGS	Inside Front Cover
	Direction of Rotation / Mounting	
	Instructions	3
41	Little Car Asphalt / Mini-Cup.....	5
13	Midget Asphalt	5
08/10/37	Asphalt Short Track	5-6
08/09	Modified / Supers / Sprint Asphalt	7
36	Late Model / E-Mod / Street Stock Dirt	8
14	Eastern Modified / 358 / Sportsman Dirt.....	9
31/38	Wing Sprint Dirt.....	10
31/38	Non-Wing Sprint Dirt / Silver Crown Short Track Dirt.....	10
31	Silver Crown Dirt / Mile Tracks.....	11
35	Midget Dirt / Mini Sprint / TQ Midget	11
42	Modified Midget / Micro Sprint Dirt / Jr. Sprint	12
11/15	Dirt Oval Karting.....	12
11	Treaded Kart	13
15	Asphalt Oval Karting	13
15	Asphalt Quarter Midget.....	14
11	Dirt Quarter Midget	14
22	5" Sprint / Solo Kart	14
	Super Kart & Enduro.....	14
18	Drag Racing	15-16
18	Drag Racing - Radial	16
18	Drag Bracket Radial	16
18	JR Dragster.....	17
17	D.O.T. Drag - Radials.....	17
17	Quick Time Pro D.O.T.....	18
17	Quick Time D.O.T.....	18
28/32	Racing Tubes & Liner.....	18
19	Pro Street D.O.T. – Radial	19
43	Circuit Racing Slicks – Bias	20
43	Circuit Racing Slicks – Radial	20-21
44	Circuit Racing Wets – Bias.....	22
44	Circuit Racing Wets – Radial.....	22
44/45/46	Vintage.....	22
46	Circuit Racing D.O.T. – Radial	22-23
46	Circuit Racing D.O.T. – Radial Wet	24
41/43/44	Formula Student (FSAE).....	24
44	Rally.....	25
07	Dirt Bike.....	26
11/16/42	ATV / 3 Wheeler.....	26
16	UTV / SxS	27
	Hoosier Racing Tire Distributors.....	Back Cover

SEE WARNINGS STARTING ON INSIDE COVER

Tire rule spec tires may not be listed in this catalog. Please contact local distributor for further information.

REV. 01/22
First Printing

REFER TO INSIDE FRONT COVER FOR NO WARRANTY POLICY AND WARNINGS.

INDEPENDENT DEALERS MUST ESTABLISH THEIR OWN PRICES.
FOR PRICING CONTACT YOUR NEAREST DISTRIBUTOR ON BACK OF CATALOG.

LITTLE CAR ASPHALT / MINI-CUP

ITEM NUMBER	TIRE SIZE	TREAD PATTERN	TREAD WIDTH	APPROX. DIA.	APPROX. CIRC.	RECOM. RIM WIDTH	MEASURED RIM WIDTH	SECTION WIDTH	COMPOUND COMPARISON SOFT TO FIRM
41100	6.0/18.0-10	Slick	6.0"	18.0"	56-57"	6-7"	7"	8.5"	LC0
41120	8.0/18.0-10	Slick	8.0"	18.0"	56-57"	7-8"	8"	9.8"	LC3
41130	10.0/19.0-10	Slick	10.0"	19.0"	60.0"	10"	10"	12.2"	LC5
MINI-CUP									
41149	15.0/ 7.0-8 SH	Slick	6.25"	15.37"	48.25"	7-8"	8"	7.5"	MC780
41150	15.0/ 7.0-8	Slick	6.25"	15.75"	49.5"	7-8"	8"	7.5"	MC780
SOFT									FIRM
LC0			LC3			LC5			MC780

MIDGET ASPHALT

ITEM NUMBER	TIRE SIZE	TREAD PATTERN	TREAD WIDTH	APPROX. DIA.	APPROX. CIRC.	RECOM. RIM WIDTH	MEASURED RIM WIDTH	SECTION WIDTH	COMPOUND COMPARISON SOFT TO FIRM	
13109	7.0/20.5-13	Slick	7.0"	20.5"	65.0"	8"	8"	8.6"	MG4	
13110	7.0/20.5-13	Slick	7.0"	20.5"	66.0"	8"	8"	8.6"	700, MG5	
13115BG06	7.0/20.5-13 BG2006	Slick	7.0"	20.5"	65.0"	8"	8"	8.6"	BG2006	
13195	10.0/22.0-13	Slick	9.0"	22.0"	69.0"	8"	8"	11.2"	MG5	
13210	10.0/23.5-13	Slick	10.0"	23.5"	73.0"	10"	10"	11.6"	760	
13240	12.0/23.5-13	Slick	12.0"	23.5"	74.0"	10-12"	10"	13.5"	700	
SOFT				700		760		FIRM		
MG4		MG5		MG7		MG7.3		MG8		DX

ASPHALT SHORT TRACK

ITEM NUMBER	TIRE SIZE	TREAD PATTERN	TREAD WIDTH	APPROX. DIA.	APPROX. CIRC.	RECOM. RIM WIDTH	MEASURED RIM WIDTH	SECTION WIDTH	COMPOUND COMPARISON SOFT TO FIRM
08651	27.0/10.0-15	Slick	10.0"	27.5"	86.0"	10"	10"	13.2"	1057
10050	8.0/23.0-13	Slick	8.0"	23.5"	73.8"	8"	8"	10.2"	F60, Sportsman, TUSA
10051	8.0/23.0-13 SH	Slick	8.0"	23.0"	72.5"	8"	8"	10.2"	F60, Sportsman, TUSA
10060	22.5/ 7.0-13	Street Tread	7.0"	22.5"	70.7"	6"	6"	8.6"	Sportsman
10070	23.0/ 7.0-13	Street Tread	7.0"	23.0"	72.2"	6"	6"	8.6"	Sportsman, Super TD
10100	22.5/ 8.0-13	Rib Asphalt	8.0"	22.5"	70.7"	8"	8"	9.8"	700
10110	23.0/ 8.0-13	Rib Asphalt	8.0"	23.0"	72.2"	8"	8"	9.8"	700
10160	10.0/27.0-15 SH	Slick	10.0"	27.0"	84.8"	10"	10"	13.2"	1070
10170	10.0/27.0-15	Slick	10.0"	27.5"	86.0"	10"	10"	13.2"	1070
10175	27.0/10.0-15 SX	Slick	10.0"	26.5"	83.0"	10"	10"	13.2"	2040
10179	27.0/10.0-15	Slick	10.0"	27.5"	86.0"	10"	10"	13.2"	2040
10180	8.0/26.5-15	Slick	8.0"	26.8"	84.0"	8"	8"	11.5"	F70
10182	8.0/27.5-15	Slick	8.0"	27.3"	85.0"	8"	8"	11.4"	F70
10184	8.0/27.5-15	Slick	8.0"	27.3"	86.0"	8"	8"	11.4"	F70
10196	9.0/26.5-15	Slick	9.0"	26.5"	84.0"	10"	10"	12.5"	500
10198	9.0/27.0-15	Slick	9.0"	27.0"	86.5"	10"	10"	12.75"	700



ASPHALT SHORT TRACK CONTINUED

ITEM NUMBER	TIRE SIZE	TREAD PATTERN	TREAD WIDTH	APPROX. DIA.	APPROX. CIRC.	RECOM. RIM WIDTH	MEASURED RIM WIDTH	SECTION WIDTH	COMPOUND COMPARISON SOFT TO FIRM
10220	26.5/8.0-15	Street Tread	8.0"	26.5"	82.1"	8"	8"	10.2"	COMANCHE, 880, 895
10230	27.5/8.0-15	Street Tread	8.0"	27.5"	85.3"	8"	8"	10.7"	COMANCHE
10240	23.0/7.0-13 RIB	Rib Asphalt	6.6"	22.75"	71.5"	7"	7"	9.3"	800
10245	23.5/7.0-13 RIB	Rib Asphalt	6.6"	23.2"	73.0"	7"	7"	9.1"	800
10247	24.0/7.0-14	Rib Asphalt	7.0"	24.15"	75.88"	7-8"	7"	9.19"	850
10257	24.0/7.0-15	Rib Asphalt	7.0"	24.17"	75.94"	7-8"	7"	8.81"	850
10280	26.5/8.0-15 RIB	Rib Asphalt	8.0"	26.5"	82.0"	8"	8"	10.75"	800
10285	27.0/8.0-15 RIB	Rib Asphalt	8.0"	27.0"	84.5"	8"	8"	11.25"	700, 800
10290	27.5/8.0-15 RIB	Rib Asphalt	8.0"	27.5"	85.5"	8"	8"	11.25"	700, 800
10295	8.0/26.5-15	Street Tread	9.0"	26.5"	83.2"	8"	8"	11.0"	970
10300	8.0/26.5-15	Street Tread	9.0"	27.0"	84.0"	8"	8"	11.0"	970
10350	8.0/27.0-15	Street Tread	9.0"	27.5"	86.3"	8"	8"	11.0"	970
10400	23.0/7.0-13	Street Tread	7.0"	23.0"	72.2"	6"	6"	8.6"	790
10405	23.0/7.0-14	Street Tread	7.0"	23.0"	72.2"	6"	6"	8.6"	790
10408	24.0/7.0-14	Street Tread	7.0"	24.0"	75.0"	6"	6"	9.1"	790
10409	24.0x7.0-14	Street Tread	7.0"	24.0"	75.0"	6"	6"	9.1"	795
10410	26.5/7.0-15	Street Tread	7.0"	26.4"	83.0"	6"	6"	9.1"	790
10411	26.5/7.0-15	Street Tread	7.0"	26.4"	83.0"	6-7"	6"	9.1"	850
10415	27.0/7.0-15	Street Tread	7.0"	27.0"	85.0"	6"	6"	9.2"	790
10416	27.0/7.0-15	Street Tread	7.0"	27.0"	85.0"	6-7"	6"	9.2"	850
10420	26.5/8.0-15	Street Tread	8.0"	26.5"	82.1"	8"	8"	10.2"	880
10425	27.5x8.0-15	Street Tread	8.0"	27.5"	85.3"	8"	8"	10.7"	880
10430	8.0/26.5-15	Street Tread	8.5"	26.4"	83.0"	8"	8"	11.4"	D800
10435	8.0/26.5-15	Street Tread	8.5"	26.9"	84.5"	8"	8"	11.4"	D800, D850
10440	8.0/27.0-15	Street Tread	8.5"	27.2"	85.5"	8"	8"	11.4"	D800
10499	26.5/8.0-15	Slick	8.0"	26.8"	84.0"	8"	8"	11.5"	950
10584	27.0/8.0-15	Rib Asphalt	8.0"	26.8"	84.0"	8"	8"	11.25"	R750
10590	27.5/8.0-15	Rib Asphalt	8.0"	27.1"	85.0"	8"	8"	11.25"	R750
10595	27.5/8.0-15	Rib Asphalt	8.0"	27.3"	85.75"	8"	8"	11.25"	R750
10600	26.5/10.0-15	Slick	10.0"	26.8"	84.0"	10"	10"	13.2"	F80
10620	27.5/10.0-15	Slick	10.0"	27.3"	86.5"	10"	10"	13.2"	F50
10700	27.0/10.0-15 SX	Slick	10.0"	26.8"	84.0"	10"	10"	13.2"	3035
10710	27.0/10.0-15 SH	Slick	10.0"	27.2"	85.0"	10"	10"	13.2"	3035
10720	27.0/10.0-15	Slick	10.0"	27.3"	86.5"	10"	10"	13.2"	3045, F80
10725	27.0/10.0-15 SH	Slick	10.0"	27.2"	85.0"	10"	10"	13.2"	F55
37130	8.0/27.0-15 L	Slick	8.0"	26.8"	84.0"	8"	8"	11.5"	F53
37139	8.0/27.0-15 MED	Slick	8.0"	27.0"	85.0"	8"	8"	11.2"	F53, F75
37140	8.0/27.0-15	Slick	8.0"	27.3"	86.0"	8"	8"	11.4"	F53
37142	8.0/27.0-15	Slick	8.0"	27.3"	86.0"	8"	8"	11.4"	F75
37160	10.0/23.0-13 SH	Slick	10.0"	22.4"	70.5"	10"	10"	12.5"	F15
37170	10.0/23.0-13	Slick	10.0"	23.0"	72.0"	10"	10"	12.5"	F25, F45
37180	10.0/27.0-15	Slick	10.0"	26.2"	83.5"	10"	10"	13.2"	F45
37181	10.0/27.0-15 SX	Slick	10.0"	26.8"	84.0"	10"	10"	13.2"	F45
37180	10.0/27.0-15	Slick	10.0"	26.2"	83.5"	10"	10"	13.2"	F45
37189	10.0/27.0-15	Slick	10.0"	27.3"	86.5"	10"	10"	13.2"	F56*
37253	27.0x11.0-15	Slick	11.7"	25.6"	80.5"	10-12"	10"	13.5"	F15

SOFT

FIRM

	795	TUSA	500	3045	600	970	F80	800	850
F15	3035	F60	F45	960		1070	R750	F50	COMANCHE
		SUPER TD	F40	F53		700	F70	F55	790
	950		1057	2040		880	D800		
	895	D850				980			ST TD
						F75			
						SPORTSMAN			

MODIFIED / SUPERS / SPRINT ASPHALT

ITEM NUMBER	TIRE SIZE	TREAD PATTERN	TREAD WIDTH	APPROX. DIA.	APPROX. CIRC.	RECOM. RIM WIDTH	MEASURED RIM WIDTH	SECTION WIDTH	COMPOUND COMPARISON SOFT TO FIRM	
08400	26.0/13.0-15	Slick	13.0"	25.5"	80.5"	14-15"	15"	16.4"	M20, M30	
08410	26.0/13.0-15	Slick	13.0"	26.0"	81.5"	14-15"	15"	16.4"	M20, M30	
08420	27.0/13.0-15	Slick	13.0"	26.8"	84.0"	15"	15"	16.4"	M30, M45, M450	
09120	11.0/24.0-15	Slick	11.0"	24.0"	76.0"	10"	10"	13.0"	2010	
09121	11.0/24.0-15	Slick	11.0"	24.0"	76.0"	12"	12"	13.0"	2030	
09125	11.0/24.5-15	Slick	11.0"	24.5"	77.5"	10"	10"	12.5"	M60	
09142	13.0/25.0-15	Slick	13.0"	25.0"	78.0"	13-14"	13"	15.0"	2045	
09150	26.0/13.0-15	Slick	13.0"	26.0"	81.5"	14-15"	15"	16.4"	2040	
09160	13.0/26.5-15	Slick	13.0"	26.4"	82.5"	15"	15"	16.4"	2040	
09170	13.0/27.0-15	Slick	13.0"	27.0"	84.2"	15"	15"	16.4"	2045	
09200	17.0/28.0-15	Slick	17.0"	27.7"	86.5"	18"	18"	20.0"	2045	
09206	17.0/28.0-15	Slick	17.0"	27.7"	86.5"	18"	18"	20.0"	M40	
09209	17.0/28.0-15 (SC1)	Slick	17.0"	27.7"	86.5"	18"	18"	20.0"	M55	
SOFT	M10		M20	M30		M45	M450	M50	M55	FIRM
	2010			2030	2040	2045				
			1320	1330		M40				



REFER TO INSIDE FRONT COVER FOR NO WARRANTY POLICY AND WARNINGS.

INDEPENDENT DEALERS MUST ESTABLISH THEIR OWN PRICES.
FOR PRICING CONTACT YOUR NEAREST DISTRIBUTOR ON BACK OF CATALOG.

LATE MODEL / E-MOD / STREET STOCK DIRT

ITEM NUMBER	TIRE SIZE	TREAD PATTERN	TREAD WIDTH	APPROX. DIA.	APPROX. CIRC.	RECOM. RIM WIDTH	MEASURED RIM WIDTH	SECTION WIDTH	COMPOUND COMPARISON SOFT TO FIRM
SPEC									
36019	G60-15 SH	IMCA	8.5"	25.5"	81.0"	8"	8"	10.75"	IMCA
36020	G60-15	IMCA	8.5"	26.0"	82.0"	8"	8"	10.75"	IMCA
36040	22.5/8.0-13	Large Crossblock	8.0"	22.5"	69.5"	8-9"	8"	9.75"	USLCI, 1350, 1600
36042	23.0/8.0-13	Large Crossblock	8.0"	23.0"	72.0"	8-9"	8"	9.75"	1350, 1600
36103	8.0/26.5-15	Super Chain Link	8.0"	26.5"	82.0"	8-9"	8"	10.5"	H 500, IMCA 500
36105	8.0/27.0-15	Super Chain Link	8.0"	27.0"	84.0"	8-9"	8"	10.5"	H 500, IMCA 500
36107	8.0/27.5-15	Super Chain Link	8.0"	27.4"	86.0"	8-9"	8"	10.5"	H 500
36108	10.0/27.0-15	Super Chain Link	10.0"	27.0"	84.0"	10-11"	10"	12.5"	500
36175	26.5/ 8.0-15 Wissota	Super Chain Link	8.0"	26.5"	83.0"	8-9"	8"	11.2"	35-W
36180	26.5/ 8.0-15 Emod	Super Chain Link	8.0"	26.5"	83.0"	8-9"	8"	11.2"	M30S
36185	27.5/ 8.0-15 Wissota	Super Chain Link	8.0"	27.25"	85.5"	8-9"	8"	11.2"	35-W
36190	27.5/ 8.0-15 Emod	Super Chain Link	8.0"	27.25"	85.5"	8-9"	8"	11.2"	M30S, M60
36240	28.0/10.5-15	Chain Link	10.5"	28.0"	86.0"	10-12"	10"	13.5"	RC4
36310	29.0/10.5-15	Chain Link	10.5"	29.0"	90.0"	10-12"	10"	13.5"	RC4
36606	28.5/11.0-15	Angle Block	11.0"	28.5"	90.0"	12-14"	14"	14.5"	USA21, RUSH25, RUSH55
36608	88.0/11.0-15	Stagger Block	11.0"	27.8"	87.5"	12-14"	14"	15.5"	FT200
36612	88.0/11.0-15	WRS-2	11.0"	28.0"	87.5"	12-14"	14"	15.25"	WRS-2
36616	88.0/11.0-15	Large Crossblock	11.0"	28.0"	87.5"	12-14"	14"	14.75"	USA21, RUSH25, RUSH55
36617	UMP LM8811	Large Crossblock	11.0"	28.0"	87.5"	12-14"	14"	14.75"	M20
36618	90.0/11.0-15	Stagger Block	11.0"	28.2"	88.5"	12-14"	14"	15.5"	FT200, FT400
36621	90.0/11.0-15	Large Crossblock	11.0"	28.5"	89.0"	12-14"	14"	15.0"	W30S
36622	90.0/11.0-15	WRS-2	11.0"	28.5"	89.0"	12-14"	14"	15.25"	WRS-2
36626	90.0/11.0-15	Large Crossblock	11.0"	28.5"	89.0"	12-14"	14"	15.0"	USA21, USA55, RUSH25, RUSH55
36627	UMP LM9011	Large Crossblock	11.0"	28.5"	89.0"	12-14"	14"	15.0"	M20, M30S, M40
36628	92.0/11.0-15	Stagger Block	11.0"	29.3"	92.0"	12-14"	14"	15.5"	FT200, FT400
36631	92.0/11.0-15	Large Crossblock	11.0"	29.0"	92.0"	12-14"	14"	15.0"	W30S
36632	92.0/11.0-15	WRS-2	11.0"	29.0"	92.0"	12-14"	14"	15.5"	WRS-2
36636	92.0/11.0-15	Large Crossblock	11.0"	29.0"	92.0"	12-14"	14"	15.0"	USA21, USA55, RUSH25, RUSH55
36637	UMP LM9211	Large Crossblock	11.0"	29.0"	92.0"	12-14"	14"	15.0"	M20, M30S, M40
36639	92.0/11.0-15	Large Crossblock	11.0"	29.0"	92.0"	12-14"	14"	15.0"	D70
36805	205/60-13	Dirt Bozz Style	8.0"	22.6"	70.0"	7-8"	7"	9.1"	STARS Soft, STARS Med
36810	215/60-13	Dirt Bozz Style	8.0"	23.3"	71.5"	7-8"	7"	9.3"	STARS Soft, STARS Med
36815	235/60-13	Dirt Bozz Style	8.0"	23.8"	74.0"	7-8"	7"	10.2"	STARS Soft, STARS Med
OPEN COMPETITION									
36021	G60-15	G60	8.5"	25.5"	81.0"	8"	8"	10.75"	Non Stamped
36022	G60-15	G60	8.5"	26.0"	82.0"	8"	8"	10.75"	Non Stamped
36149	26.5/ 8.0-15	Super Chain Link	8.0"	26.5"	84.0"	8-9"	8"	11.2"	Soft, Medium 100, Medium
36156	27.5/ 8.0-15 NRM	Super Chain Link	8.0"	27.5"	86.5"	8-9"	8"	11.3"	Soft, Medium 100, Medium, Hard
36421	28.5/11.0-15	Rib Dirt	11.0"	28.5"	88.5"	12-14"	14"	15.5"	1300, 1350, 1425
36423	11.0/28.5-15	Rib Dirt	11.0"	28.5"	88.5"	12-14"	14"	15.5"	1600
36441	29.0/11.0-15 NRM	Rib Dirt	11.0"	29.4"	92.4"	12-14"	14"	14.25"	1300, 1350, 1425
36442	11.0/29.0-15 NRM	Rib Dirt	11.0"	29.4"	92.4"	12-14"	14"	14.25"	1600
36451	29.0/11.0W-15 NRM	Rib Dirt	11.0"	29.4"	92.6"	12-14"	14"	14.75"	1300, 1350, 1425
36452	11.0/29.0W-15 NRM	Rib Dirt	11.0"	29.4"	92.6"	12-14"	14"	14.75"	1600


SOFT	1300	FT200 STARS Soft	1350 USA21	1425	M30S	FT400	USA55	WRS-2	IMCA M60	FIRM
	SOFT	Medium 100 M20			MEDIUM STARS Medium			1600 RC4	D70	
		USA25						M40	Hard	IMCA 500
									35-W 500	

REFER TO INSIDE FRONT COVER FOR NO WARRANTY POLICY AND WARNINGS.

INDEPENDENT DEALERS MUST ESTABLISH THEIR OWN PRICES.
FOR PRICING CONTACT YOUR NEAREST DISTRIBUTOR ON BACK OF CATALOG.

EASTERN MODIFIED / 358 / SPORTSMAN DIRT

ITEM NUMBER	TIRE SIZE	TREAD PATTERN	TREAD WIDTH	APPROX. DIA.	APPROX. CIRC.	RECOM. RIM WIDTH	MEASURED RIM WIDTH	SECTION WIDTH	COMPOUND COMPARISON SOFT TO FIRM
14131	11.0/82.0-15 SH	Chain Link	10.5"	25.6"	80.5"	10-12"	10"	12.0"	D300
14133	11.0/82.0-15	Chain Link	10.5"	26.0"	82.0"	10-12"	10"	12.0"	D300
14143	11.0/90.0-15 SH	Chain Link	11.0"	28.0"	88.5"	10-12"	12"	14.2"	D60
14135	11.0/87.0-15	Chain Link	11.0"	27.2"	85.5"	10-12"	12"	14.2"	M45
14145	11.0/90.0-15	Chain Link	11.0"	29.0"	90.5"	10-13"	12"	14.5"	M45, D60
14151	13.0/82.0-15	Chain Link	13.0"	26.3"	82.0"	12-14"	12"	14.0"	D300, D400, D500
14176	13.0/87.0-15 SH	Chain Link	13.0"	27.2"	85.5"	12-14"	14"	16.2"	D300
14177	13.0/87.0-15	Chain Link	13.0"	27.5"	86.0"	12-14"	14"	16.2"	D300, D400
14189	13.0/89.0-15	Chain Link	13.0"	28.0"	88.0"	12-14"	14"	16.2"	D300, D400
14224	13.0/92.0-15	Chain Link	13.0"	29.0"	91.5"	12-14"	14"	16.5"	D300, D400, D500
14229	13.0/92.0-15 Tall	Chain Link	13.0"	29.5"	92.5"	12-14"	14"	16.5"	D300, D400, D500
SOFT		Soft		Hard			Extra		FIRM
		D300	M45	D400	D60		D500		



REFER TO INSIDE FRONT COVER FOR NO WARRANTY POLICY AND WARNINGS.

INDEPENDENT DEALERS MUST ESTABLISH THEIR OWN PRICES.
FOR PRICING CONTACT YOUR NEAREST DISTRIBUTOR ON BACK OF CATALOG.

WING SPRINT DIRT

ITEM NUMBER	TIRE SIZE	TREAD PATTERN	TREAD WIDTH	APPROX. DIA.	APPROX. CIRC.	RECOM. RIM WIDTH	MEASURED RIM WIDTH	SECTION WIDTH	COMPOUND COMPARISON SOFT TO FIRM
31131	85.0/ 8.0-15	Super Chain Link	8.0"	27.0"	84.5"	8"	8"	10.5"	D10, D12
31132	85.0/ 8.0-15	Super Chain Link	8.0"	27.0"	85.0"	8"	8"	10.5"	D15, D20
31149	88.0/15.0-15	Large Checkerboard	15.0"	28.0"	88.0"	14-15"	15"	18.6"	RD12
31159	90.0/15.0-15	Large Checkerboard	15.0"	28.5"	90.0"	14-15"	15"	18.0"	D10, RD12
31169	92.0/15.0-15	Large Checkerboard	15.0"	29.0"	92.0"	14-15"	15"	18.5"	D10, RD12, D12
31189	94.0/15.0-15	Large Checkerboard	15.0"	30.0"	94.0"	14-15"	15"	18.3"	RD12, D12
31209	96.0/15.0-15	Large Checkerboard	15.0"	30.5"	96.0"	14-15"	15"	18.7"	RD12
31298	105/16.0-15 C2055	Large Checkerboard	16.0"	33.1"	104.0"	16-18"	17"	20.3"	RD20
31303	105/18.0-15 C2055	Large Checkerboard	18.0"	33.2"	105.0"	16-18"	18"	21.5"	RD12, RD20, D25
38120	8.0/27.5-15	Super Chain Link	8.0"	27.4"	86.0"	8"	8"	10.5"	RaceSaver
38137	15.0/90.0-15	Large Checkerboard	15.0"	28.5"	90.0"	14-15"	15"	18.0"	H12
38143	92.0/14.0-15	Large Checkerboard	15.0"	29.0"	92.0"	14-15"	14"	18.0"	*RaceSaver
38147	15.0/92.0-15	Large Checkerboard	15.0"	29.0"	92.0"	14-15"	15"	18.5"	H12
38153	94.0/14.0-15	Large Checkerboard	15.0"	30.0"	94.0"	14-15"	14"	18.0"	*RaceSaver
38157	15.0/94.0-15 SH	Large Checkerboard	15.0"	29.7"	93.5"	14-15"	15"	18.3"	H12
38158	15.0/95.0-15	Large Checkerboard	15.0"	30.25"	95.0"	14-15"	15"	18.3"	H12, H15
38159	15.0/94.0-15	Large Checkerboard	15.0"	30.0"	94.0"	14-15"	15"	18.3"	H12, H15
38160	96.0/14.0-15	Large Checkerboard	15.0"	30.5"	96.0"	14"	14"	18.5"	*RaceSaver
38167	15.0/96.0-15	Large Checkerboard	15.0"	30.5"	96.0"	14-15"	15"	18.7"	H12, H15
38214	104/16.0-15	Race Saver	16.0"	33.1"	104.0"	16-18"	17"	19.8"	RaceSaver
38221	105/16.0-15	Large Checkerboard	16.0"	33.2"	105.0"	16-18"	17"	20.3"	H15
38222	105/16.0-15	Large Checkerboard	16.0"	33.1"	104.0"	16-18"	17"	20.3"	MED
38230	105/18.0-15	Large Checkerboard	18.0"	33.2"	105.0"	16-18"	18"	21.5"	HTC

HTC MED (38222)

SOFT	D10	RD12	D12	D15	D20	RD20	D25	FIRM
			H12	H15			RaceSaver	

NON-WING SPRINT / SILVER CROWN SHORT TRACK DIRT

ITEM NUMBER	TIRE SIZE	TREAD PATTERN	TREAD WIDTH	APPROX. DIA.	APPROX. CIRC.	RECOM. RIM WIDTH	MEASURED RIM WIDTH	SECTION WIDTH	COMPOUND COMPARISON SOFT TO FIRM
31131	85.0/ 8.0-15	Super Chain Link	8.0"	27.0"	84.5"	8"	8"	10.5"	D10, D12
31132	85.0/ 8.0-15	Super Chain Link	8.0"	27.0"	85.0"	8"	8"	10.5"	D15, D20
31183	92.0/14.0-15	Large Checkerboard	15.0"	29.0"	92.0"	14"	14"	18.0"	D10
31202	94.0/14.0-15	Large Checkerboard	15.0"	30.0"	94.0"	14"	14"	18.0"	D10
31203	94.0/14.0-15	Large Checkerboard	15.0"	30.0"	94.5"	14"	14"	18.0"	RD12
31225	96.0/14.0-15	Large Checkerboard	15.0"	30.5"	96.0"	14"	14"	18.5"	RD12
31227	96.0/14.0 W-15	Large Checkerboard	16.0"	30.5"	97.0"	15"	15"	19.0"	RD12
31237	98.0/14.0-15	Large Checkerboard	15.0"	31.5"	98.0"	14"	14"	18.5"	RD12
31239	98.0/14.0 W-15	Large Checkerboard	16.0"	31.5"	99.0"	15"	15"	19.0"	RD12
31298	105/16.0-15 C2055	Large Checkerboard	16.0"	33.1"	104.0"	16-18"	17"	20.3"	RD20
31303	105/18.0-15 C2055	Large Checkerboard	18.0"	33.2"	105.0"	16-18"	18"	21.5"	RD12, RD20, D25
38161	96.0/14.0-15	Large Checkerboard	15.0"	30.0"	96.0"	14"	14"	18.0"	SC12
38163	98.0/14.0-15	Large Checkerboard	15.0"	31.5"	98.0"	14"	14"	18.0"	SC12
38164	100.0/13.0-15	Large Checkerboard	15.0"	31.8"	100.0"	14"	14"	17.2"	SC12
38222	105.0/16.0-15	Large Checkerboard	16.0"	33.1"	104.0"	16-18"	17"	20.3"	MED

SOFT FIRM



D10	RD12	D12	D15	D20	RD20	D25	MED

SILVER CROWN DIRT / MILE TRACKS

ITEM NUMBER	TIRE SIZE	TREAD PATTERN	TREAD WIDTH	APPROX. DIA.	APPROX. CIRC.	RECOM. RIM WIDTH	MEASURED RIM WIDTH	SECTION WIDTH	COMPOUND COMPARISON SOFT TO FIRM
DIRT ONLY									
31132	85.0/ 8.0-15	Super Chain Link	8.0"	27.0"	84.5"	8"	8"	10.5"	D20, F75
31256	103.0/14.0-15	Large Checkerboard	14.5"	32.1"	103.0"	14"	14"	18.5"	D50
31303	105.0/18.0-15 C2055	Large Checkerboard	18.0"	33.2"	105.0"	16-18"	21.5"	21.5"	F85A, F95
SOFT			D20		D50		F75 F85A F95		FIRM

MIDGET DIRT / MINI SPRINT / TQ MIDGET

ITEM NUMBER	TIRE SIZE	TREAD PATTERN	TREAD WIDTH	APPROX. DIA.	APPROX. CIRC.	RECOM. RIM WIDTH	MEASURED RIM WIDTH	SECTION WIDTH	COMPOUND COMPARISON SOFT TO FIRM								
35050	68.0/ 6.0-13	Treaded CAB	6.0"	21.0"	67.5"	6-7"	7"	7.8"	D12								
35112	68.0/ 7.0-13	Midget Front	7.0"	21.6"	68.0"	7-8"	7"	8.5"	D12								
35113	68.0/ 7.0-13	Midget Front	7.0"	21.8"	68.5"	7-8"	7"	8.5"	D15								
35120	68.0/ 8.0-13	Crossblock	8.0"	22.1"	68.5"	8"	8"	9.75"	RD20								
35125	71.0/10.0-13	Crossblock	10.0"	23.0"	71.0"	10"	10"	11.75"	RD20								
35140	74.0/10.0-13	Small Crossblock	10.0"	23.7"	73-74"	8-10"	8"	11.7"	D10, D12								
35155	76.0/10.0-13	Small Crossblock	10.0"	24.2"	75-76"	8"	8"	12.0"	D10, RD12, D12								
35161	77.0/10.0-13	Small Crossblock	10.0"	24.5"	77.0"	8-10"	8"	12.0"	RD12, D12								
35165	78.0/10.0-13	Small Crossblock	10.0"	24.8"	78.0"	8"	8"	12.0"	D10, RD12, D12								
35172	80.0/10.0-13	Small Crossblock	10.0"	25.5"	79-80"	8"	8"	12.0"	D12, RD12								
35234	82.0/12.0-13	Large Crossblock	12.0"	26.1"	82.0"	10-12"	10"	14.1"	RD12, SP2, SP3								
35240	84.0/12.0-13	Midget Checkerboard	12.0"	26.7"	84.0"	10-12"	10"	14.1"	RD12, D12, RD15, D15								
SOFT			D10		RD12		D12		RD15		D15 SP2		RD20		SP3		FIRM



REFER TO INSIDE FRONT COVER FOR NO WARRANTY POLICY AND WARNINGS.

INDEPENDENT DEALERS MUST ESTABLISH THEIR OWN PRICES. FOR PRICING CONTACT YOUR NEAREST DISTRIBUTOR ON BACK OF CATALOG.

MODIFIED MIDGET / MICRO SPRINT DIRT / JR. SPRINT

ITEM NUMBER	TIRE SIZE	TREAD PATTERN	TREAD WIDTH	APPROX. DIA.	APPROX. CIRC.	RECOM. RIM WIDTH	MEASURED RIM WIDTH	SECTION WIDTH	COMPOUND COMPARISON SOFT TO FIRM
42050	57.0/ 6.0-10	Micro Front	5.8"	18.0"	57.0"	5-6"	5"	6.8"	D12, D15
42100	57.0/ 6.5-10	Super Chain Link	7.0"	18.0"	57.0"	7"	7"	8.7"	D12, D15
42110	58.0/ 7.0-10	Micro Front	8.0"	18.25"	58.0"	6-7"	6"	8.25"	D12, D15
42124	59.0/ 8.0-10	Large Crossblock	8.5"	18.5"	58.5"	8"	8"	9.5"	D10, RD12, RD15
42130	60.0/ 7.0-10	Super Chain Link	7.5"	19.0"	60.0"	7"	7"	9.0"	D12, D15
42164	61.0/ 8.0-10	Large Crossblock	8.2"	19.0"	60.5"	8"	8"	10.1"	RD12, RD15
42168	61.0/10.0-10	Large Crossblock	10.2"	19.0"	60.5"	10"	10"	11.8"	RD12, RD15, RD20
42170	62.0/ 8.0-10	Large Crossblock	8.2"	19.7"	62.0"	8"	8"	10.1"	RD12, RD15
42172	62.0/10.0-10	Large Crossblock	10.0"	19.7"	62.0"	10"	10"	11.9"	RD12, RD15
42173	63.0/ 8.0-10	Large Crossblock	8.2"	19.0"	63.0"	8"	8"	10.1"	RD12, RD15
42183	63.0/10.0-10	Large Crossblock	10.0"	20.0"	63.0"	10"	10"	12.0"	RD12, RD15, RD20
42185	64.0/ 8.0-10	Large Crossblock	8.2"	20.2"	64.0"	8"	8"	10.6"	RD12, RD15
42195	64.0/10.0-10	Large Crossblock	10.0"	20.2"	64.0"	10"	10"	12.5"	RD12, RD15
42225	65.0/10.0-10	Crossblock	10.0"	20.5"	65.0"	10"	10"	11.5"	D10, RD12, D12, RD15, RD20, D25
42237	69.0/10.0-10	Crossblock	11.0"	22.0"	69.0"	10-12"	10"	12.5"	RD15, RD20, D25
42239	69.0/10.0 W-10	Crossblock	12.5"	22.0"	69-70"	10-12"	11"	14.7"	RD12, D12, RD15, RD20
D25, KS1, ASC2									
42400	15.0/ 6.0-8	Treaded CAB	6.0"	15.0"	49.0"	6"	6"	7.4"	D12, RD20
42450	15.0/ 7.0-8	Small Crossblock	7.0"	15.0"	49.0"	6"	6"	7.5"	RD20
42500	15.0/ 8.0-8	Small Crossblock	8.0"	15.0"	49.5"	7"	7"	8.5"	RD20
42550	16.0/ 8.5-8	Small Crossblock	8.5"	16.0"	53.5"	9"	9"	10.5"	RD20

SOFT

FIRM

D10 RD12 D12 RD15 D15 RD20 D25 KS1 ASCS2

DIRT OVAL KARTING

ITEM NUMBER	TIRE SIZE	TREAD PATTERN	TREAD WIDTH	APPROX. DIA.	APPROX. CIRC.	RECOM. RIM WIDTH	MEASURED RIM WIDTH	SECTION WIDTH	COMPOUND COMPARISON SOFT TO FIRM
DIRT OVAL KART TIRES - Soft, Wet, Tacky Track									
11325	10.5 x 5.0-6	Slick	4.75"	10.5"	32.75"	6.5"	6.5"	6.63"	D10A, D20A, D30A
11600	11.0 x 6.0-6	Slick	6.0"	11.0"	33.0"	8.25-8.5"	8.5"	8.5"	D10A, D20A, D30A
11800	11.0 x 8.0-6	Slick Right Side	7.5"	11.0"	34.0"	10.0"	10.0"	10.13"	D10A, D20A, D30A
DIRT OVAL KART TIRES - Intermediate/Transitioning Track Conditions									
15500	10.5 x 5.0-6	Slick	4.75"	10.5"	32.75"	6.5"	6.5"	6.625"	A40
15600	11.0 x 6.0-6	Slick	6.0"	11.0"	33.0"	8.25-8.5"	8.5"	8.5"	A40
15800	11.0 x 8.0-6	Slick Right Side	7.5"	11.0"	34.0"	10.0"	10.0"	10.125"	A40
DIRT OVAL KART TIRES - Hard Track Conditions									
15456	10.5 x 4.5-6	Slick	4.75"	10.5"	32.5"	6.5"	6.5"	6.6"	FK
15600	11.0 x 6.0-6	Slick	6.0"	11.0"	33.0"	8.25-8.5"	8.5"	8.5"	FK
15910	11.0 x 9.0-6	Slick Right Side	9.0"	11.0"	34.0"	10.0"	10.0"	10.125"	FKSE

SOFT

FIRM


D10A D20A D30A A40 FK/FKSE

TREADED KART

ITEM NUMBER	TIRE SIZE	TREAD PATTERN	TREAD WIDTH	APPROX. DIA.	APPROX. CIRC.	RECOM. RIM WIDTH	MEASURED RIM WIDTH	SECTION WIDTH	COMPOUND COMPARISON SOFT TO FIRM
11505	5.0/10.5-6	Treaded Dirt	4.5"	10.5"	33.75"	5"	5.0"	5.75"	D30A
11850	11.5 x 8.0-6	Treaded CB	8.0"	11.0"	36.0"	9-10"	10.0"	9.5"	D10A, D20A, D30A, D50A
11900	11.0 x 5.5-6	Treaded CAB	5.5"	11.0"	34.5"	6-6.5"	6.0"	6.375"	D10A, D20A, D30A
11901	11.0 x 5.5-6	Treaded CAB	5.5"	11.0"	35.75"	5.5"	5.5"	6.375"	RACESAVER
11920	11.0 x 6.5-6	Treaded CAB	6.5"	11.0"	35.5"	6.5-8"	6.5"	7.125"	D10A, D20A, D30A
11930	11.0 x 6.0-6	Treaded CAB	6.25"	11.0"	34.2"	6.5-8"	6.5"	6.75"	D10A, D20A, D30A
11939	12.0 x 8.0-6	Treaded CB	8.0"	12.0"	38.5"	6.5"	6.5"	9.25"	RACESAVER
11940	12.0 x 8.0-6	Treaded CB	8.0"	12.0"	37.5"	9-10"	10.0"	9.75"	D10A, D20A, D30A
11941	12.0 x 8.0-6	Treaded CB	8.0"	12.0"	37.5"	9-10"	10.0"	9.75"	D50A
11950	11.5 x 9.0-6	Treaded CB	9.0"	12.0"	37.0"	9-10"	10.0"	10.25"	D10A, D20A, D30A
11960	12.0 x 9.0-6	Treaded CB	9.0"	12.0"	38.5"	9-10"	10.0"	10.25"	D10A, D20A, D30A
11970	12.0 x 9.0-6	Treaded CB	9.0"	12.0"	38.5"	9-10"	10.0"	10.25"	D50A
SOFT									FIRM
			D10A	D20A	D30A	D50A		RACESAVER	

ASPHALT OVAL KARTING

ITEM NUMBER	TIRE SIZE	TREAD PATTERN	TREAD WIDTH	APPROX. DIA.	APPROX. CIRC.	RECOM. RIM WIDTH	MEASURED RIM WIDTH	SECTION WIDTH	COMPOUND COMPARISON SOFT TO FIRM
15500	10.5 x 5.0-6	Slick	4.50"	10.5"	33.125"	6-6.5"	6.0"	6.25"	A40
15656	11.0 x 6.5-6	Slick	6.25"	11.0"	34.75"	8-9"	8.5"	8.625"	A40
15600	11.0 x 6.0-6	Slick	6.0"	11.0"	33.0"	8.25-8.5"	8.5"	8.5"	A40
15800	11.0 x 8.0-6	Slick	7.875"	11.0"	34.0"	10"	10.0"	9.75"	A40
SOFT						A40		FIRM	
A40									



REFER TO INSIDE FRONT COVER FOR NO WARRANTY POLICY AND WARNINGS.

INDEPENDENT DEALERS MUST ESTABLISH THEIR OWN PRICES.
FOR PRICING CONTACT YOUR NEAREST DISTRIBUTOR ON BACK OF CATALOG.

ASPHALT QUARTER MIDGET

ITEM NUMBER	TIRE SIZE	TREAD PATTERN	TREAD WIDTH	APPROX. DIA.	APPROX. CIRC.	RECOM. RIM WIDTH	MEASURED RIM WIDTH	SECTION WIDTH	COMPOUND COMPARISON SOFT TO FIRM
15031	31.0/4.5-5	Slick	4.5"	10.25"	31.0"	5-6"	5.5"	5.5"	A35
15032	32.0/4.5-5	Slick	4.5"	10.25"	32.0"	5-6"	5.5"	5.5"	A35
15033	32.0/4.5-5 SH	Slick	4.5"	10.25"	31.5"	5-6"	5.5"	5.5"	A35
15042	32.0/4.5-5	Slick	4.5"	10.25"	32.0"	5-6"	5.5"	5.5"	R50
USAC .25 MIDGET		POSITION							
15325	33.0/5.0-6 NY1	Right Front	4.5"	10.5"	33.125"	6-6.5"	6.0"	6.25"	A35
15650	34.5/6.5-6 NY1	Right Rear	6.0"	11.0"	34.50"	8-8.5"	8.5"	8.25"	A35
SOFT		FIRM							
	D10	D20A	D30			RD40	A35/R50		

DIRT QUARTER MIDGET

ITEM NUMBER	TIRE SIZE	TREAD PATTERN	TREAD WIDTH	APPROX. DIA.	APPROX. CIRC.	RECOM. RIM WIDTH	MEASURED RIM WIDTH	SECTION WIDTH	COMPOUND COMPARISON SOFT TO FIRM
11031	31.0/4.5-5	Slick	4.5"	10.0"	31.0"	5-6"	5.5"	5.5"	D10, D20A
11032	32.0/4.5-5	Slick	4.5"	10.25"	32.0"	5-6"	5.5"	5.5"	D10, D20A, RD40
11033	32.0/4.5-5 SH	Slick	4.5"	10.25"	31.5"	5-6"	5.5"	5.5"	D20A
USAC.25 MIDGET		POSITION							
11175	33.0/5.0-6	Right Front	4.5"	10.5"	33.125"	6-6.5"	6.0"	6.25"	D10, D30
11225	34.5/6.5-6	Right Rear	6.25"	11.0"	34.5"	8-8.5"	8.5"	8.25"	D10, D30
SOFT		FIRM							
	D10	D20A	D30			RD40			

5" SPRINT / SOLO KART

ITEM NUMBER	TIRE SIZE	TREAD PATTERN	TREAD WIDTH	APPROX. DIA.	APPROX. CIRC.	RECOM. RIM WIDTH	MEASURED RIM WIDTH	SECTION WIDTH	COMPOUND COMPARISON SOFT TO FIRM
22149	4.5/10.0-5	Slick	4.25"	10.0"	32.0"	5.0-5.5"	5.0"	5.5"	R55
22150	4.5/10.0-5	Slick	4.25"	10.0"	32.0"	5.0-5.5"	5.0"	5.5"	R60A, R60B
22155	4.5/10.0-5	Slick	4.25"	10.0"	32.0"	5.0-5.5"	5.0"	5.5"	R70
22180	4.5/10.0-5	Slick	4.25"	10.0"	32.0"	5.0-5.5"	5.0"	5.5"	R80
22250	6.0/11.0-5	Slick	5.5"	11.0"	34.0"	7.0-7.25"	7.0"	7.25"	R60A, R60B
22260	6.0/11.0-5	Slick	5.5"	11.0"	34.0"	7.0-7.25"	7.0"	7.25"	R70, R80
22368	7.1/11.0-5	Slick	6.375"	11.0"	34.0"	8.0-8.25"	8.25"	8.5"	R55
22371	7.1/11.0-5	Slick	6.375"	11.0"	34.0"	8.0-8.25"	8.25"	8.5"	R60A, R60B
22380	7.1/11.0-5	Slick	6.375"	11.0"	34.0"	8.0-8.25"	8.25"	8.5"	R70, R80
22405	4.5/10.0-5	Rain Front	4.25"	10.0"	32.25"	4.75"	4.75"	5.25"	WET
22435	6.0/11.0-5	Rain Rear	5.5"	11.0"	34.5"	6.75"	6.75"	7.25"	WET
SOFT		FIRM							
		WET		R55	R60A	R60B		R70	R80

SUPER KART & ENDURO

ITEM NUMBER	TIRE SIZE	TREAD PATTERN	TREAD WIDTH	APPROX. DIA.	APPROX. CIRC.	RECOM. RIM WIDTH	MEASURED RIM WIDTH	SECTION WIDTH	COMPOUND COMPARISON SOFT TO FIRM
22460	4.6/10.5-6	Slick	4.375"	10.5"	33.0"	5.0-6.0"	5.0"	5.5"	R60B, R60
22505	5.0/10.5-6 W3 CIK	Rain-Front	4.5"	10.5"	33.75"	4.75"	4.75"	5.75"	W3
22550	5.5/11.0-6 SK CIK	Slick	5.125"	11.0"	35.0"	4.75-6.0"	4.75"	5.75"	R60B SK
22650	6.5/11.0-6	Slick	6.25"	11.0"	34.75"	7.0-8.0"	8.0"	8.1"	R60B
22710	7.1/11.5-6 W3 CIK	Rain-Rear	6.75"	11.5"	35.875"	8.0"	8.0"	8.25"	W3
22800	8.0/11.5-6 SK CIK	Slick	7.0"	11.5"	35.875"	8.0-9.0"	8.0"	8.25"	R60B SK
SOFT		FIRM							
		W3				R60B		R60	

DRAG RACING - BIAS

ITEM NUMBER	TIRE SIZE	TREAD PATTERN	TREAD WIDTH	APPROX. DIA.	APPROX. CIRC.	RECOM. RIM WIDTH	MEASURED RIM WIDTH	SECTION WIDTH	COMPOUND(S)	TUBE ID
DRAG FRONT										
18085	23.0X 5.0-15	Drag Front	4.8"	23.0"	72.0"	3.5-4.0"	3.5"	5.5"	Drag Front	
18095	24.0X 5.0-15	Drag Front	4.8"	23.8"	75.0"	3.5-4.0"	3.5"	5.8"	Drag Front	
18100	25.0X 4.5-15 PRO	Drag Front	4.5"	25.0"	78.0"	3.5-4.0"	3.5"	5.75"	Drag Front	
18102	25.0X 5.0-15	Drag Front	4.8"	24.8"	77.9"	3.5-4.0"	3.5"	6.3"	Drag Front	
18103	26.0X 4.5-17	Drag Front	4.5"	26.3"	82.0"	3.5-4.5"	4.5"	5.8"	Drag Front	
18105	26.0X 4.5-15	Drag Front	4.3"	25.8"	81.0"	3.5-4.0"	3.5"	6.0"	Drag Front	
18106	27.0X 4.5-15	Drag Front	4.5"	27.0"	85.0"	3.5-4.0"	4.0"	6.8"	Drag Front	
18107	28.0X 4.5-15	Drag Front	4.5"	27.7"	87.0"	3.5-4.0"	4.0"	7.5"	Drag Front	
18108	22.0X 2.5-17	Dragster Front	1.5"	22.0"	69.0"	2.5"	2.5"	2.7"	Dragster Front	
18109	27.5X 4.5-17	Drag Front	4.8"	27.6"	86.5"	3.5-4.5"	4.5"	7.5"	Drag Front	
NEW 18112	28.0X 4.5-18	Drag Front	4.5"	28.0"	88.5"	3.5"-5.0"	5.0"	7.25"	Drag Front	
DRIVE TIRES - SLICKS										
18060	24.5/ 8.0-13	Drag Slick	7.8"	24.3"	76.0"	6-8"	7"	9.0"	D06	A
18110	26.0/ 8.0-15	Drag Slick	8.0"	26.1"	82.0"	7-8"	8"	9.7"	D06	A
18115	26.0/ 8.5-15*	Drag Slick	9.0"	26.1"	82.0"	7-8"	8"	10.3"	C11	A
18120	26.0/ 9.0-15	Drag Slick	9.0"	26.1"	82.0"	7-8"	8"	10.5"	D06	A
18131	26.0/10.0-15	Drag Slick	10.0"	26.2"	82.0"	8-10"	9"	11.0"	D06	A
18140	28.0/ 9.0-15	Drag Slick	9.0"	28.0"	88.0"	8-10"	8"	11.1"	D06	A
18150	28.0/10.0-15	Drag Slick	10.0"	28.0"	88.0"	8-10"	8"	11.3"	D06	A
18153	28.0/10.0-16	Drag Slick	10.0"	28.0"	88.0"	8-10"	10"	12.0"	C07	A
18155	28.0/10.5-15*	Drag Slick	10.2"	28.0"	88.0"	8-10"	10"	12.3"	C07	A
18156	28.0/10.5-15W	Drag Slick	10.9"	28.0"	88.0"	10-12"	10"	13.1"	C07	A
18157	28.0/10.0-17	Drag Slick	9.5"	28.0"	88.0"	8-10"	8"	10.3"	D06	D
18158	28.0/10.0-18	Drag Slick	9.5"	28.0"	88.0"	8-10"	10"	11.0"	D06	D
18160	29.0/ 9.0-15	Drag Slick	9.0"	29.1"	91.5"	8-10"	8"	11.3"	D06, D07	B
18170	29.0/10.0-15	Drag Slick	10.0"	29.1"	91.5"	8-10"	8"	11.9"	D06	B
18175	29.0/10.5-15 W*	Drag Slick	11.0"	29.3"	92.0"	8-10"	10"	13.0"	D06	B
18180	29.0/11.0-15	Drag Slick	11.0"	29.3"	92.0"	8-10"	10"	13.2"	D06	B
18190	29.0/12.0-15	Drag Slick	12.0"	29.3"	92.0"	10-12"	10"	13.7"	D06	B
18192	29.5/10.5-15	Drag Slick	11.1"	30.6"	96.0"	10-12"	10"	13.2"	D06	B
18194	29.5/10.5S-15*	Drag Slick	10.5"	29.5"	94.0"	8-10"	10"	13.3"	C06	B
18195	29.5/11.5-15 W*	Drag Slick	13.5"	30.6"	96.0"	12-14"	12"	15.0"	D06	B
18200	30.0/ 9.0-15	Drag Slick	9.0"	30.0"	94.0"	8-10"	8"	11.5"	D05, D07	B
18205	30.0/10.5-15	Drag Slick	10.5"	30.0"	94.0"	8-10"	10"	13.3"	D05	B
18220	30.5/10.5-15	Drag Slick	10.5"	30.5"	97.0"	10-12"	12"	14.5"	C07	B
18235	31.5/12.5-15 W*	Drag Slick	13.5"	31.7"	99.5"	12-14"	14"	17.0"	D05	B
18237	13.5/31.5-15L***	Drag Slick	13.5"	31.7"	99.5"	12-14"	14"	17.2"	C07	B
18240	31.0/14.0-15	Drag Slick	14.0"	31.2"	98.0"	12-14"	12"	16.5"	D05	C
18242	32.0/12.0-15	Drag Slick	12.2"	32.0"	101.0"	10-12"	12"	16.0"	D05	C
18243	32.0/13.0-15	Drag Slick	13.2"	32.0"	101.0"	12-13"	12"	16.5"	D05	C
18245	32.0/13.5-15 W*	Drag Slick	14.0"	32.3"	102.0"	12-14"	14"	17.5"	D05	C
18250	32.0/14.0-15	Drag Slick	14.0"	32.3"	102.0"	12-14"	14"	17.5"	D05	C
18255	14.0/32.0-15 L***	Drag Slick	14.0"	32.3"	102.0"	12-14"	14"	17.5"	C07	C
18260	32.0/14.5-15 W*	Drag Slick	15.0"	32.6"	102.5"	14-15"	14"	18.0"	D05	C
18265	14.5/32.0-15 L***	Drag Slick	15.0"	32.3"	102.0"	14-15"	14"	18.0"	C07	C
18300	32.5/16.5-15*	Drag Slick	16.7"	32.3"	101.5"	15-16"	15"	19.5"	C07	C
18332	33.0/10.5-15 Outlaw	Drag Slick	10.8"	33.0"	104.0"	10-12"	12"	15.5"	C11	C
18336	33.0/10.5W-16	Drag Slick	11.3"	33.0"	104.0"	16"	16"	17.3"	C11	C
18350	33.0/12.0-15	Drag Slick	12.2"	33.0"	102.0"	10-12"	10"	15.3"	C09	C



REFER TO INSIDE FRONT COVER FOR NO WARRANTY POLICY AND WARNINGS.

INDEPENDENT DEALERS MUST ESTABLISH THEIR OWN PRICES. FOR PRICING CONTACT YOUR NEAREST DISTRIBUTOR ON BACK OF CATALOG.

DRAG RACING - BIAS CONTINUED

ITEM NUMBER	TIRE SIZE	TREAD PATTERN	TREAD WIDTH	APPROX. DIA.	APPROX. CIRC.	RECOM. RIM WIDTH	MEASURED RIM WIDTH	SECTION WIDTH	COMPOUND(S)	TUBE ID
18355	33.0/13.0-15	Drag Slick	13.2"	33.0"	102.0"	12-13"	12"	16.7"	C06	C
18367	14.5/33.0-15 L***	Drag Slick	14.5"	33.0"	104.0"	14-16"	14"	17.8"	C07	C
18370	33.0/15.0-15	Drag Slick	15.0"	33.0"	104.0"	14-15"	14"	18.3"	D05	C
18372	33.0/15.0S-15*	Drag Slick	15.0"	33.0"	104.0"	14-15"	15"	18.5"	D06	C
18400	33.0/16.0-15*	Drag Slick	17.0"	33.0"	104.0"	15-16"	15"	19.8"	D05, D06, C07	C
18450	33.0/16.5-15 S**	Drag Slick	17.0"	33.0"	104.0"	15-16"	15"	19.8"	D06	C
18500	33.0/17.0-16*	Drag Slick	17.0"	33.0"	104.0"	15-16"	15"	19.8"	C07	C
18600	33.5/16.0-15*	Drag Slick	17.0"	33.6"	106.0"	15-16"	15"	19.5"	C07	C
18650	33.5/17.0-16*	Drag Slick	17.0"	33.6"	106.0"	15-16"	16"	19.5"	C07	C
18700	33.5/17.0-16	Drag Slick	17.0"	33.6"	106.0"	15-16"	16"	20.3"	C06	A*
NEW 18705	33.5/17.0-16	Drag Slick	17.0"	33.6"	106.0"	15-16"	16"	20.3"	C35	A*
18760	14.0/35.0-16	Drag Slick	14.0"	35.0"	110.0"	15-16"	16"	19.2"	BR3	
18770	15.0/34.5-16	Drag Slick	15.0"	35.0"	110.0"	15-16"	16"	19.5"	C1550	
18771	15.0/34.0-16	Drag Slick	15.0"	34.0"	109.0"	15-16"	16"	19.5"	BR3	
18780	17.0/34.5-16	Drag Slick	17.0"	35.0"	110.0"	15-16"	16"	20.0"	C2055, N2021	A*
18790	34.5/17.0-16	Drag Slick	17.0"	35.0"	110.0"	15-16"	16"	21.0"	W2021	A*
18910	17.0/36.0-16	Drag Slick	17.0"	36.2"	112.5"	15-16"	16"	20.5"	C2021, C2055	A*
18950	7.0/29.0-15	Drag Master	7.0"	29.0"	91.0"	6-8"	7"	10.4"	DRAG	A

*STIFF SIDEWALL - **SOFT SIDEWALL - ***LIGHTWEIGHT

SOFT	PRO 8, 9, 10	DBR	DR2	C06	BR3	C07	C11	DRAG	C1550/C2055	Drag Front	FIRM
	D05		D06	C35		C09		D07	C2021/N2021/W2021		

DRAG RACING - RADIAL

ITEM NUMBER	TIRE SIZE	TREAD PATTERN	TREAD WIDTH	APPROX. DIA.	APPROX. CIRC.	RECOM. RIM WIDTH	MEASURED RIM WIDTH	SECTION WIDTH	COMPOUND(S)
18198	29.5/10.5R-15 Radial***	Drag Slick	10.5"	29.9"	94.0"	8-10"	10"	12.5"	C06
18209	30.0/ 9.0R-15 Radial***	Drag Slick	9.0"	29.5"	92.5"	8-10"	8"	11.0"	C06
18210	30.0/ 9.0R-15 Radial	Drag Slick	9.0"	29.5"	92.5"	8-10"	8"	11.0"	C07
18212	9.0/30.0R-15 Radial***	Drag Slick	9.0"	29.9"	94.0"	8-10"	8"	11.0"	C06
NEW 18213	9.0/30.0R-15 Radial***	Drag Slick	9.9"	30.0"	94.0"	9-10"	10"	12.2"	C30
18214	30.0/10.5R-15 Radial***	Drag Slick	10.5"	29.5"	92.5"	9-10"	10"	12.5"	C06
18215	30.0/10.5R-15 Radial	Drag Slick	10.5"	29.5"	92.5"	9-10"	10"	12.5"	C07
18239	31.5/13.5R-15 Radial	Drag Slick	13.5"	31.8"	99.7"	14-15"	14"	16.3"	C06
18247	32.0/13.5R-15 Radial	Drag Slick	13.5"	32.2"	101.5"	14-15"	14"	16.8"	C06

DRAG BRACKET RADIAL

ITEM NUMBER	TIRE SIZE	TREAD PATTERN	TREAD WIDTH	APPROX. DIA.	APPROX. CIRC.	RECOM. RIM WIDTH	MEASURED RIM WIDTH	SECTION WIDTH	COMPOUND(S)
18805DBR	26.0/8.5 R15	Drag Slick	8.5"	26.2"	82.5"	8-9"	8.0"	10.2"	DBR
18810DBR	26.0/10.0 R15	Drag Slick	10.5"	26.2"	82.5"	9-11"	9.0"	11.7"	DBR
18815DBR	28.0/ 9.0 R15	Drag Slick	9.5"	28.0"	88.25"	8-10"	8.0"	11.1"	DBR
18820DBR	28.0/10.5 R15	Drag Slick	10.5"	28.0"	88.5"	10-12"	10.0"	12.75"	DBR
18825DBR	28.0/10.5 R17	Drag Slick	10.5"	28.0"	88.5"	10-11"	10.0"	11.5"	DBR
18830DBR	28.0/10.5 R18	Drag Slick	10.5"	28.0"	88.5"	10-11"	10.0"	11.5"	DBR
18835DBR	29.5/10.5 R15	Drag Slick	10.5"	29.5"	93.5"	9.5-12"	10.0"	13.25"	DBR
18837DBR	29.5/10.5 R17	Drag Slick	10.9"	29.8"	93.9"	9.5-12"	9.5"	12.1"	DBR
18840DBR	29.5/10.5 R18	Drag Slick	10.5"	29.5"	93.5"	9.5-12"	10.0"	13.25"	DBR
18845DBR	29.5/11.5 R18	Drag Slick	11.6"	29.8"	93.8"	10-12"	11.0"	13.3"	DBR
18850DBR	29.5/11.5 R20	Drag Slick	11.6"	29.9"	93.9"	10-12"	11.0"	12.9"	DBR
18860DBR	31.0/11.5 R15	Drag Slick	11.5"	31.4"	98.75"	12-14"	14.0"	16.0"	DBR

JR DRAGSTER


ITEM NUMBER	TIRE SIZE	TREAD PATTERN	TREAD WIDTH	APPROX. DIA.	APPROX. CIRC.	RECOM. RIM WIDTH	MEASURED RIM WIDTH	SECTION WIDTH	COMPOUND
18010	16.0/ 1.5-12	Jr. Front	1.0"	16.0"	50.0"	1.0-1.5"	1.5"	1.75"	TUBE REQUIRED
18031	18.0/ 8.0-8	Drag Slick	7.7"	17.7"	55.0"	7-8"	8"	9.9"	PRO 8
18036	18.0/ 9.0-8	Drag Slick	8.5"	17.7"	55.5"	8-9"	8"	10.25"	PRO 9
18041	18.0/10.0-8	Drag Slick	9.5"	17.7"	55.0"	8-10"	8"	10.6"	PRO10

*Tube required Summit JRC-654-431 or JEGS 574-654-438

D.O.T. DRAG - RADIAL

ITEM NUMBER	TIRE SIZE	TREAD PATTERN	TREAD WIDTH	APPROX. DIA.	APPROX. CIRC.	RECOM. RIM WIDTH	MEASURED RIM WIDTH	SECTION WIDTH	COMPOUND
17310DR2	P225/50R15	DR2	8.5"	23.9"	75.2"	7-9"	7"	9.5"	DR2
17313DR2	P295/55R15	DR2	11.0"	27.6"	86.7"	8-10"	9.5"	12.5"	DR2
17314DR2	P235/60R15	DR2	8.4"	26.2"	82.3"	7-9"	7"	10.0"	DR2
17315DR2	P275/50R15	DR2	9.5"	25.6"	80.5"	8-10"	8.5"	10.8"	DR2
17316DR2	P295/65R15	DR2	10.0"	30.0"	94.5"	8-10"	8.5"	12.0"	DR2
17317	P275/60R15	DOT	9.8"	27.7"	87.0"	8-10"	8"	11.5"	DOT
17318DR2	P325/50R15	DR2	11.75"	27.7"	87.0"	9-11"	10"	13.5"	DR2
17320DR2	P225/50R16	DR2	8.4"	24.9"	78.2"	7-9"	7"	9.3"	DR2
17325DR2	P255/50R16	DR2	9.3"	26.1"	82.0"	8-10"	8"	10.7"	DR2
17326DR2	P295/50R16	DR2	10.5"	27.7"	87.0"	8-10"	9"	12.7"	DR2
17327DR2	P225/45R17	DR2	8.3"	24.9"	78.3"	7-8.5"	8"	9.7"	DR2
17328DR2	P245/45R17	DR2	9.2"	26.0"	81.7"	7.5-9"	8"	10.0"	DR2
17330DR2	P275/40R17	DR2	10.0"	25.8"	81.0"	9-11"	10"	11.0"	DR2
17332DR2	P315/35R17	DR2	11.5"	25.9"	81.3"	9-11"	11"	12.6"	DR2
17335DR2	P335/35R17	DR2	12.0"	25.9"	81.3"	11-13"	12"	13.5"	DR2
17340DR2	P245/40R18	DR2	8.8"	26.0"	81.5"	7-9"	9"	10.3"	DR2
17342DR2	P315/30R18	DR2	11.0"	26.0"	81.5"	11-12"	11"	12.5"	DR2
17343DR2	P325/45R18	DR2	10.6"	30.2"	94.3"	10-12"	11"	13.1"	DR2
17345DR2	P335/30R18	DR2	12.2"	25.9"	81.3"	12-13"	12"	13.4"	DR2
17375DR2	P275/60R15	DR2	10.0"	28.0"	88.8"	8-10"	10"	12.7"	DR2

WARNING: DOT labeled Hoosier Racing Tires meet Department of Transportation requirements for making and performance only and are **NOT INTENDED FOR HIGHWAY USE**. It is unsafe to operate any Hoosier Racing Tire including DOT tires on public roads. The prohibited use of Hoosier Racing tires on public roadways may result in loss of traction, unexpected loss of vehicle control, or sudden loss of tire pressure, resulting in a vehicle crash and possible **SERIOUS PERSONAL INJURY OR DEATH**.



REFER TO INSIDE FRONT COVER FOR NO WARRANTY POLICY AND WARNINGS.

INDEPENDENT DEALERS MUST ESTABLISH THEIR OWN PRICES. FOR PRICING CONTACT YOUR NEAREST DISTRIBUTOR ON BACK OF CATALOG.

QUICK TIME PRO D.O.T.

ITEM NUMBER	TIRE SIZE	TREAD PATTERN	TREAD WIDTH	APPROX. DIA.	APPROX. CIRC.	RECOM. RIM WIDTH	MEASURED RIM WIDTH	SECTION WIDTH	TUBE ID	
17415	26 x 9.50-15 LT	Quick Time Pro	8.0"	26.1"	82.0"	6-8"	8"	10.0"	A	
17421	26 x 11.50-15 LT	Quick Time Pro	10.0"	26.1"	82.0"	8-10"	8"	10.8"	A	
17431	26 x 9.50-16 LT	Quick Time Pro	8.0"	26.1"	82.0"	6-8"	8"	9.3"	A	
17500	27 x 10.50-15 LT	Quick Time Pro	9.0"	27.1"	85.0"	8-10"	8"	10.5"	A	
17510	27 x 11.50-15 LT	Quick Time Pro	10.0"	27.1"	85.0"	8-10"	8"	11.3"	A	
17601	28 x 11.50-15 LT	Quick Time Pro	10.0"	27.9"	87.5"	8-10"	8"	11.2"	A	
17604	28 x 11.50-17 LT	Quick Time Pro	9.75"	28.5"	89.0"	8-10"	10"	13.1"	D	
17606	28 x 13.50-15 LT	Quick Time Pro	11.0"	27.8"	87.3"	10-12"	10"	12.8"	A	
17611	28 x 14.50-15 LT	Quick Time Pro	12.0"	27.7"	87.0"	10-12"	10"	13.3"	A	
17652	28 x 14.50-17 LT	Quick Time Pro	11.75"	28.5"	89.0"	10-12"	11"	13.5"		
17700	29 x 11.50-15 LT	Quick Time Pro	10.0"	29.0"	91.0"	8-10"	10"	12.8"	B	
17705	29 x 13.50-15 LT	Quick Time Pro	11.0"	29.0"	91.0"	10-12"	10"	13.3"	B	
17710	29 x 14.50-15 LT	Quick Time Pro	12.0"	29.2"	91.8"	10-12"	10"	13.8"	B	
17790	31 x 13.50-15 LT	Quick Time Pro	11.0"	30.6"	96.0"	10-12"	10"	14.3"	C	
17800	31 x 16.50-15 LT	Quick Time Pro	13.1"	30.9"	97.0"	12-14"	12"	15.8"	C	
17810	31 x 18.50-15 LT	Quick Time Pro	15.0"	30.9"	97.0"	14-15"	14"	17.8"	C	
17900	33 x 18.50-15 LT	Quick Time Pro	15.0"	33.0"	103.5"	14-15"	14"	18.5"	C	
17910	33 x 22.50-15 LT	Quick Time Pro	17.0"	33.4"	105.0"	15-16"	15"	19.3"	C	
SOFT			Quick Time				FIRM			
Quick Time Pro							Quick Time Front			

WARNING: DOT labeled Hoosier Racing Tires meet Department of Transportation requirements for making and performance only and are **NOT INTENDED FOR HIGHWAY USE**. It is unsafe to operate any Hoosier Racing Tire including DOT tires on public roads. The prohibited use of Hoosier Racing tires on public roadways may result in loss of traction, unexpected loss of vehicle control, or sudden loss of tire pressure, resulting in a vehicle crash and possible **SERIOUS PERSONAL INJURY OR DEATH**.

QUICK TIME D.O.T.

ITEM NUMBER	TIRE SIZE	TREAD PATTERN	TREAD WIDTH	APPROX. DIA.	APPROX. CIRC.	RECOM. RIM WIDTH	MEASURED RIM WIDTH	SECTION WIDTH	TUBE ID
17050	P245/60D-15	Super Chain Link	8.0"	26.2"	82.3"	6-8"	8"	10.2"	A
17110	P275-60D-15	Super Chain Link	9.0"	27.3"	85.8"	8-10"	8"	11.3"	A
17125	P295/60D-15	Super Chain Link	10.0"	29.6"	93.0"	8-10"	8"	12.0"	B
17130	P325/50D-15	Super Chain Link	10.5"	28.1"	88.3"	8-10"	8"	12.5"	A
17140	31 x 16.50-15 LT	Super Chain Link	14.0"	30.7"	96.5"	12-14"	14"	17.8"	B
17150	31 x 18.50-15 LT	Super Chain Link	15.0"	31.1"	97.5"	14-15"	14"	18.0"	C

WARNING: DOT labeled Hoosier Racing Tires meet Department of Transportation requirements for making and performance only and are **NOT INTENDED FOR HIGHWAY USE**. It is unsafe to operate any Hoosier Racing Tire including DOT tires on public roads. The prohibited use of Hoosier Racing tires on public roadways may result in loss of traction, unexpected loss of vehicle control, or sudden loss of tire pressure, resulting in a vehicle crash and possible **SERIOUS PERSONAL INJURY OR DEATH**.

RACING TUBES & LINER

ITEM NUMBER	TUBE SIZE			TUBE ID
288088-15	80/ 88-15 TUBE	WILL FIT 80" TO 88" CIRC.		A
288088-17	80/ 88-17 TUBE	WILL FIT 80" TO 88" CIRC.		D
2886100-15	86/100-15 TUBE	WILL FIT 86" TO 100" CIRC.		B
2894106-15	94/106-15 TUBE	WILL FIT 94" TO 106" CIRC.		C
32401	75/16.0-16 LINER	FOR USE WITH ITEM NUMBERS 18780, 18790 & 18910		A*

PRO STREET D.O.T. - RADIALS

ITEM NUMBER	TIRE SIZE	SPEED RATING	TREAD PATTERN	TREAD WIDTH	APPROX. DIA.	APPROX. CIRC.	RECOM. RIM WIDTH	MEASURED RIM WIDTH	SECTION WIDTH	MAX LOAD	RATED INF. PSI	LOAD RANGE
FRONT												
19030	24 x 7.50R-15 LT	71H	Pro Street	5.3"	23.2"	72.8"	5.5-7.0"	6.0"	7.5"	760	35	B
19040	25 x 7.50R-15 LT	75H	Pro Street	5.3"	24.3"	76.4"	5.5-7.0"	6.0"	7.5"	855	35	B
19050	26 x 7.50R-15 LT	79H	Pro Street	5.3"	25.3"	80.3"	5.5-7.0"	6.0"	7.5"	965	35	B
19055	26 x 7.50R-17 LT	74H	Pro Street	5.3"	25.4"	80.4"	5.5-7.0"	6.0"	7.5"	825	35	B
19075	27 x 10.50R-15 LT	88H	Pro Street	8.3"	26.1"	82.4"	7-9.0"	8.5"	10.5"	1235	35	B
19100	28 x 9.50R-15 LT	90H	Pro Street	8.0"	26.5"	84.0"	6.5-8.5"	8.0"	10.0"	1325	35	B
19155	29 x 12.50R-15 LT	97H	Pro Street	10.2"	29.1"	91.5"	9.0-11.5"	10.0"	13.0"	1610	35	C
19200	29 x 15.50R-15 LT	99H	Pro Street	12.1"	28.7"	91.5"	11-14"	12.0"	15.3"	1710	35	C
19250	29 x 18.50R-15 LT	101H	Pro Street	14.6"	28.4"	90.8"	13-16.5"	14.0"	18.0"	1820	35	C
19275	31 x 12.50R-15 LT	103H	Pro Street	10.3"	30.3"	96.0"	9.0-11.5"	10.0"	13.5"	1930	35	C
19276	31 x 12.50R-16 LT	101H	Pro Street	10.3"	30.5"	96.0"	9.0-11.5"	10.0"	12.8"	1820	35	C
19300	31 x 16.50R-15 LT	106H	Pro Street	12.8"	30.3"	96.2"	11.5-15"	12.0"	16.0"	2095	35	C
19350	31 x 18.50R-15 LT	108H	Pro Street	14.5"	30.0"	96.1"	13-16.5"	14.0"	18.0"	2205	35	C
19410	33 x 21.50R-15 LT	115H	Pro Street	16.8"	31.7"	100.0"	15-19.5"	17.0"	21.5"	2680	35	C

WARNING: "Pro Street Tires are designed for highway use and are not suitable for racing purposes."

NOTE: H Speed Rating = 130 mph/210 km/h.



REFER TO INSIDE FRONT COVER FOR NO WARRANTY POLICY AND WARNINGS.

INDEPENDENT DEALERS MUST ESTABLISH THEIR OWN PRICES. FOR PRICING CONTACT YOUR NEAREST DISTRIBUTOR ON BACK OF CATALOG.

CIRCUIT RACING SLICKS - BIAS

ITEM NUMBER	TIRE SIZE	APPLICATION	TREAD WIDTH	APPROX. DIA.	APPROX. CIRC.	RECOM. RIM WIDTH	MEASURED RIM WIDTH	SECTION WIDTH	COMPOUND SOFT TO FIRM
43100	18.0 x 6.0-10	F500	6.2"	18.1"	57.0"	6"	6"	8.1"	R20, R35B
43105	18.0 x 7.5-10	F500	7.5"	18.3"	57.5"	7-8"	8"	9.5"	R25B, R35B
43130	20.0 x 6.0-13	CF	6.0"	20.7"	65.0"	5.5-6.5"	5.5"	7.0"	R60A
43164	20.5 x 7.0-13	FB, FC, FM, SR	6.75"	21.0"	66.2"	6-8"	6"	8.0"	R20, R35B, R60A
43167	20.0 x 7.5-13	SR	8.0"	20.6"	65.0"	6-9"	8"	9.4"	R20, R35B
43173	20.0 x 8.0-13 CL	FP, HP, GT3, GTL	8.2"	19.8"	63.5"	5-6"	6"	9.2"	MS
43187	20.0 x 9.0-13	FA, SR	9.75"	20.6"	64.7"	8-10"	10"	11.0"	R20, R35B
43193	20.0 x 9.5-13 CL	EP, FP, GT3, GTL	9.4"	20.0"	63.0"	7"	7"	10.5"	MS
43272	22.0 x 8.0-13	SCCA-FE, SR	8.0"	22.0"	69.0"	7-9"	8"	9.6"	FE
43285	22.0 x 8.0-13	FB, FC, FM, SR	8.0"	22.0"	69.0"	7-9"	8"	9.6"	R20, R35B, R60A
43290	22.0 x 9.0-13	FA, FB, FC, FM, SR	8.8"	22.1"	69.5"	8-10"	8"	10.0"	R20, R35B, R60A
43307	22.5 x 7.2-13	CF	7.25"	22.6"	71.0"	5.5"	5.5"	9.8"	R60A
43305	22.5 x 7.2-13 A2500	FF	7.25"	22.6"	71.0"	5.5"	5.5"	9.8"	R25B
43312	22.0 x 10.0-13	SCCA-FE, SR	9.8"	22.6"	71.0"	8-10"	10"	11.6"	FE
43313	22.5 x 10.0-13	SR	9.8"	22.6"	71.0"	8-10"	10"	11.6"	R25B, R35B
43316	23.0 x 12.0-13	FA, SR	12.0"	23.6"	74.1"	12-15"	15"	15.9"	R20 R35B
43337	21.0 x 5.0-15 C4000	FV	5.0"	21.2"	66.5"	4"	4"	5.5"	FVS
43353	22.5 x 5.5-15 C4000	FV	5.5"	21.9"	69.0"	4"	4"	6.5"	FVS
43382	23.0 x 9.5-15 CL	EP, FP, GT3, GTL	9.2"	22.8"	71.5"	6-7"	7"	9.4"	MS

ALL TREAD PATTERNS SLICK

SOFT

R20

MS,FE

FIRM

R25B

R35B

R60A

FVS

CIRCUIT RACING SLICKS - RADIAL

ITEM NUMBER	TIRE SIZE	APPLICATION	TREAD WIDTH	APPROX. DIA.	APPROX. CIRC.	RECOM. RIM WIDTH	MEASURED RIM WIDTH	SECTION WIDTH	COMPOUND SOFT TO FIRM
43322	185/60R13	FF	6.4"	21.8"	68.7"	5.5"	5.5"	7.7"	R60A
43327	205/60R13	FF	8.0"	22.7"	71.4"	5.5"	5.5"	8.7"	R60A
43360	200/540R13	P1, P2 Front	7.8"	21.4"	67.3"	8-9"	9"	9.6"	S
43362	210/550R13	P1, P2, Pro Mazda	8.7"	21.8"	68.5"	8-10"	10"	10.5"	S
43366	275/570R13	P1, P2, Pro Mazda	10.75"	22.5"	70.7"	10-12"	12"	12.6"	S
43370	20.5x7.0R13	FC	7.3"	20.8"	65.3"	6-7"	6"	7.7"	R55A
43380	22.5x8.0R13	FC	8.4"	22.4"	70.3"	8-9"	8"	9.6"	R55A
43550	215/530R13	PROD., GT	8.3"	20.8"	65.4"	6-7"	7"	8.8"	MS, M
43554	200/540R13	F4	7.4"	21.3"	67.0"	8-9"	9"	9.4"	R55A
43359	250/575R13	F4	10.0"	22.7"	71.3"	10-11"	10"	10.9"	R55A
43559	215/580R15 GT PRO	PROD., GT	8.6"	22.9"	71.8"	7-9"	7"	9.7"	MS
43569	245/580R15	PROD., GT	9.4"	22.9"	71.8"	7-10"	7"	10.0"	MS, M
43576	23.0 x 9.5R15	FA/Indy Lights	9.4"	22.9"	72.0"	10"	10"	10.7"	S
43580	24.5 x 13.75R15	FA/Indy Lights	13.75"	24.5"	77.0"	14"	14"	14.5"	S
43589	330/700R15	HSC / TA2	11.9"	27.7"	87.1"	10-10.5"	10"	13.0"	MS
43591	27.5 x 11.5R15	HSC / TA2	11.5"	27.4"	86.0"	10"	9.5"	12.8"	R75A
43654	23.5 x 11.0R16	GT2	10.6"	23.6"	74.0"	10"	10"	11.0"	S, MS
43659	23.5 x 12.0R16	GT2	12.0"	23.5"	73.8"	10-12"	12"	13.0"	S
43673	25.5 x 12.5R16	GT1	12.4"	25.8"	81.0"	10-12"	12"	13.5"	S, MS
43674	25.5 x 14.0R16	GT1	13.6"	25.7"	80.9"	12"	12"	14.1"	S, M
43697	28.0 x 14.5R16 GT Pro	GT1	13.9"	28.2"	88.5"	13"	13"	15.1"	S, M
43723	230/610R17	GT Cars / Club	9.0"	23.9"	75.1"	9"	9"	9.75"	MH
43726	235/620R17	NASA Prototype	8.8"	24.3"	76.5"	9"	9"	9.6"	NP01
43740	265/630R17	GT Cars / Club	10.1"	24.8"	77.9"	9-10"	10"	10.7"	MH
43838	265/650R18	TCR/GT Cars/Club	10.1"	25.5"	80.0"	9-10"	10"	10.9"	M, MH

REFER TO INSIDE FRONT COVER FOR NO WARRANTY POLICY AND WARNINGS.

INDEPENDENT DEALERS MUST ESTABLISH THEIR OWN PRICES.
FOR PRICING CONTACT YOUR NEAREST DISTRIBUTOR ON BACK OF CATALOG.

CIRCUIT RACING SLICKS - RADIAL CONTINUED

ITEM NUMBER	TIRE SIZE	APPLICATION	TREAD WIDTH	APPROX. DIA.	APPROX. CIRC.	RECOM. RIM WIDTH	MEASURED RIM WIDTH	SECTION WIDTH	COMPOUND SOFT TO FIRM
43850	285/650R18	GT Cars / Club	11.0"	25.5"	80.5"	10-12"	11"	11.9"	M, MH
43869	310/650R18	GT Cars/Club	11.6"	25.8"	81.1"	11-13"	12"	12.8"	M
43874	310/680R18	GT Cars / Club	11.6"	26.8"	84.3"	11-13"	12"	13.1"	M
43892	325/710R18	GT Cars / Club Rear	12.0"	27.7"	87.0"	11-13"	13"	13.7"	M

ALL TREAD PATTERNS ARE SLICKS

SOFT MS M MH FIRM

S

CIRCUIT RACING WETS - BIAS

ITEM NUMBER	TIRE SIZE	TREAD PATTERN	TREAD WIDTH	APPROX. DIA.	APPROX. CIRC.	RECOM. RIM WIDTH	MEASURED RIM WIDTH	SECTION WIDTH	APPLICATION
44115	18.0 x 6.0-10 W3	FSAE Wet	6.2"	17.8"	56.0"	6-8"	6"	7.8"	F500, FSAE
44125	19.5 x 6.5-10 W3	Circuit Wet	6.2"	19.7"	62.0"	6-8"	8"	8.2"	F500
44150	20.0 x 7.5-13 W3	Circuit Wet	7.4"	20.6"	64.6"	7-8"	7"	8.3"	FA, P1, P2
44185	21.0 x 6.5-13 W3	Circuit Wet	6.7"	21.2"	66.5"	6-8"	6"	7.2"	FF, FM, FC, S2000, F1000
44196	22.0 x 8.0-13 W3	Circuit Wet	7.8"	22.0"	69.0"	8.0"	8"	8.9"	SCCA-FE, FC, F1000
44217	22.0 x 9.0-13 W3	Circuit Wet	9.6"	22.6"	71.0"	8.5-10"	9"	10.6"	SCCA-FE, FC, FA, FM, P1, P2
44266	22.5 x 5.0-15 W3	Circuit Wet	5.0"	22.0"	69.2"	4.0"	4"	6.5"	FV
44307	27.0 x 10.0-15	Vintage Wet	10.0"	27.0"	84.0"	10-11"	10"	12.5"	HSC/GTA

CIRCUIT RACING WETS - RADIALS

ITEM NUMBER	TIRE SIZE	TREAD PATTERN	TREAD WIDTH	APPROX. DIA.	APPROX. CIRC.	RECOM. RIM WIDTH	MEASURED RIM WIDTH	SECTION WIDTH	APPLICATION
44330	200/540R13 W3	Circuit Radial Wet	7.4"	21.3"	67.0"	8-9.0"	9.0"	9.4"	F4
44333	250/575R13 W3	Circuit Radial Wet	10.0"	22.7"	71.3"	10-11"	10.0"	10.9"	F4
44421	185/60R13 W3	DOT Radial Wet	6.5"	21.7"	68.0"	5.5"	5.5"	7.5"	FF
44426	205/60R13 W3	DOT Radial Wet	7.4"	23.2"	72.5"	5.5"	5.5"	8.4"	FF
44442	20.5 x 7.0R13 W3	Circuit Radial Wet	7.2"	20.8"	65.3"	6"	6"	7.8"	F2000
44443	22.5 x 8.0R13 W3	Circuit Radial Wet	8.3"	22.4"	70.5"	8"	8"	9.8"	F2000
44511	23.0 x 9.0R-15 W3	Circuit Radial Wet	9.4"	23.0"	72.3"	10"	10"	10.7"	FA
44516	24.5 x 13.0R-15 W3	Circuit Radial Wet	13.0"	24.4"	76.6"	14"	14"	15.1"	FA
44593	330/700R15 WET	SC Radial Wet	12.5"	27.6"	86.9"	10-10.5"	10"	13.0"	NASCAR EURO/TA2/HSC
44670	25.5 x 12.0R-16 W2	Circuit Radial Wet	12.2"	25.7"	80.9"	12"	12"	13.2"	GT1, GT2
44690	28.0 x 12.5R-16 W2	Circuit Radial Wet	13.6"	27.3"	85.7"	12"	12"	14.2"	GT1



REFER TO INSIDE FRONT COVER FOR NO WARRANTY POLICY AND WARNINGS.

INDEPENDENT DEALERS MUST ESTABLISH THEIR OWN PRICES. FOR PRICING CONTACT YOUR NEAREST DISTRIBUTOR ON BACK OF CATALOG.

VINTAGE

ITEM NUMBER	TIRE SIZE	TREAD PATTERN	TREAD WIDTH	APPROX. DIA.	APPROX. CIRC.	RECOM. RIM WIDTH	MEASURED RIM WIDTH	SECTION WIDTH	MODEL
43195	20.0 x 10.0-13	Slick	10.0"	19.8"	62.4"	9-11"	10.0"	11.6"	F5000
43320	26.0 x 15.0-13	Slick	15.0"	25.3"	79.5"	15-17"	15.0"	17.8"	F5000, Can AM
43385	23.5 x 10.5-15	Slick	10.8"	23.4"	73.6"	10-12"	11.5"	13.0"	F5000, Can AM
43391	26.0 x 15.0-15	Slick	15.0"	26.0"	81.6"	15-17"	15.0"	17.1"	F5000, Can AM
44391	19.0 x 5.0-10	T.D.R.	5.2"	18.8"	59.0"	5-6"	5.5"	7.8"	HOOSIER T.D. R
44355	20.5 x 6.0-13	T.D.R.	6.2"	20.6"	64.7"	5-7"	5.0"	7.0"	HOOSIER T.D. R
44365	22.5 x 6.0-13	T.D.R.	6.2"	22.4"	70.3"	5-7"	5.0"	7.5"	HOOSIER T.D. R
44415	23.0 x 6.5-14	T.D.R.	7.2"	23.0"	72.3"	5.5-8"	5.5"	8.3"	HOOSIER T.D. R
44416	23.0 x 7.5-14	T.D.R.	7.8"	23.0"	72.5"	6-9"	6.0"	8.8"	HOOSIER T.D. R
44561	23.0 x 6.5-15	T.D.R.	6.7"	23.0"	72.5"	5.5-7"	6.0"	7.6"	HOOSIER T.D. R
44562	23.0 x 7.5-15	T.D.R.	7.6"	23.0"	72.5"	6.5-8.5"	7.5"	8.5"	HOOSIER T.D. R
44563	24.0 x 7.0-15	T.D.R.	7.0"	24.0"	75.5"	6-8.5"	6.0"	8.5"	HOOSIER T.D. R
44564	24.0 x 8.5-15	T.D.R.	8.5"	24.0"	75.5"	7.0-9.5"	8.0"	10.0"	HOOSIER T.D. R
44566	25.5 x 8.0-15	T.D.R.	8.0"	25.2"	79.2"	6-9"	6.0"	9.2"	HOOSIER T.D. R
44287	25.5 x 8.5-15	T.D.R.	8.5"	25.2"	79.2"	7-10"	8.0"	10.3"	HOOSIER T.D. R
44297	25.5 x 10.0-15	T.D.R.	10.0"	25.8"	81.0"	8-11"	8.0"	11.2"	HOOSIER T.D. R
44308	26.5 x 9.5-15	T.D.R.	9.5"	26.6"	83.5"	8-10"	8.0"	11.0"	HOOSIER T.D. R
44309	26.5 x 11.0-15	T.D.R.	10.4"	27.0"	84.9"	9-12"	12.0"	13.6"	HOOSIER T.D. R
44317	27.5 x 11.0-15	T.D.R.	11.0"	27.7"	87.0"	10-13"	10.0"	13.2"	HOOSIER T.D. R
44337	24.0 x 8.5-16	T.D.R.	8.2"	24.1"	75.4"	7-10"	8.0"	10.5"	HOOSIER T.D. R
44347	25.5 x 10.0-16	T.D.R.	10.0"	25.6"	80.5"	9-11"	9.0"	11.3"	HOOSIER T.D. R
44165	135/545-13	Vintage	5.4"	21.3"	67.0"	5.5"	5.0"	6.6"	VFF
44170	165/580-13	Vintage	6.8"	22.7"	71.2"	5.5"	6.0"	8.5"	VFF
44205	21.0 x 9.0-13	Vintage	9.125"	20.9"	65.6"	10.0"	10.0"	10.5"	Vintage, FB R35B
44225	23.0 x 12.0-13	Vintage	13.0"	23.3"	73.25"	13.0"	13.0"	14.375"	Vintage, FB R35B
44405	120/590-15	Vintage	4.8"	22.6"	70.9"	4.5"	4.5"	6.1"	VINTAGE T.D.
44408	135/620-15	Vintage	5.6"	24.1"	75.6"	4.5"	4.5"	6.9"	VINTAGE T.D.
44400	5.00-15	Vintage	5.2"	24.7"	77.6"	4-6"	4.0"	7.0"	VINTAGE T.D.
44410	5.50-15	Vintage	6.5"	24.7"	77.6"	4.5-7"	4.5"	7.7"	VINTAGE T.D.
46003	P205/60R13	Speedster	7.3"	22.7"	71.2"	5.5-7"	6.0"	8.4"	SPEEDSTER
46011	P185/65R15	Speedster	6.4"	24.2"	76.0"	5-7"	5.0"	7.0"	SPEEDSTER
46014	P205/50R15	Speedster	7.3"	22.7"	71.4"	5.5-8"	7.0"	8.3"	SPEEDSTER
46016	P205/60R15	Speedster	7.3"	24.2"	76.0"	5.5-8"	6.5"	8.2"	SPEEDSTER
46021	P225/50R15	Speedster	8.1"	24.2"	76.0"	6.5-9"	7.0"	9.125"	SPEEDSTER

WARNING: DOT labeled Hoosier Racing Tires meet Department of Transportation requirements for making and performance only and are **NOT INTENDED FOR HIGHWAY USE**. It is unsafe to operate any Hoosier Racing Tire including DOT tires on public roads. The prohibited use of Hoosier Racing tires on public roadways may result in loss of traction, unexpected loss of vehicle control, or sudden loss of tire pressure, resulting in a vehicle crash and possible **SERIOUS PERSONAL INJURY OR DEATH**.

CIRCUIT RACING D.O.T. - RADIAL

ITEM NUMBER	TIRE SIZE	LOAD/SPEED RATING	TREAD PATTERN	TREAD WIDTH	APPROX. DIA.	APPROX. CIRC.	RECOM. RIM WIDTH	MEASURED RIM WIDTH	SECTION WIDTH	A7	R7
46302	P185/60ZR13	80W	A7 / R7	6.9"	21.9"	68.7"	5.0-7.0"	5.5"	7.8"		X
46304	P205/60ZR13	86W	A7 / R7	8.0"	22.8"	71.5"	6.0-7.5"	7.0"	9.4"		X
46309	P225/45ZR13	77W	A7 / R7	8.5"	20.9"	65.8"	7.0-8.5"	7.5"	9.3"	X	X
46322	P255/40ZR13	82W	A7 / R7	9.5"	20.9"	65.6"	8.5-10.0"	9.0"	10.5"	X	
46406	P205/55ZR14	85W	A7 / R7	8.1"	22.8"	71.6"	5.5-7.5"	7.0"	9.1"		X
46502	P205/50ZR15	84W	A7 / R7	8.0"	22.8"	71.8"	5.5-7.5"	6.5"	8.5"	X	X
46503	P205/50ZR15 SM7.5		A7 / R7	8.0"	22.8"	71.8"	5.5-7.5"	6.5"	8.5"		X
46511	P225/45ZR15	81W	A7 / R7	8.6"	22.8"	71.8"	7.0-8.5"	7.5"	9.3"	X	X
46516	P225/50ZR15	90W	A7 / R7	8.8"	23.8"	74.8"	6.0-8.0"	7.0"	9.7"		X
46522	P245/40ZR15	83W	A7 / R7	9.0"	23.0"	72.0"	7.0-9.0"	8.5"	10.0"	X	X
46526	P245/50ZR15	95W	A7 / R7	9.4"	24.4"	76.2"	7.0-9.0"	7.5"	10.3"		X
46536	P275/35ZR15	82W	A7 / R7	10.1"	23.0"	72.2"	9.0-11.0"	9.5"	10.8"	X	X

REFER TO INSIDE FRONT COVER FOR NO WARRANTY POLICY AND WARNINGS.

INDEPENDENT DEALERS MUST ESTABLISH THEIR OWN PRICES. FOR PRICING CONTACT YOUR NEAREST DISTRIBUTOR ON BACK OF CATALOG.

CIRCUIT RACING D.O.T. - RADIAL CONTINUED

ITEM NUMBER	TIRE SIZE	LOAD/SPEED RATING	TREAD PATTERN	TREAD WIDTH	APPROX. DIA.	APPROX. CIRC.	RECOM. RIM WIDTH	MEASURED RIM WIDTH	SECTION WIDTH	A7	R7
46540	P275/50ZR15	101W	A7 / R7	10.0"	25.5"	80.0"	7.5-9.5"	8.0"	10.8"		X
46560	P295/35ZR15	101W	A7 / R7	10.5"	23.0"	72.3"	9.0-11.0"	10.0"	11.6"	X	X
46601	P205/45ZR16	77W	A7 / R7	8.0"	23.0"	72.1"	7.0-8.5"	7.0"	8.5"	X	X
46611	P225/50ZR16	91W	A7 / R7	8.8"	24.7"	77.6"	7.0-9.0"	7.0"	9.4"		X
46616	P245/45ZR16	88W	A7 / R7	9.5"	24.4"	76.5"	7.5-9.0"	8.0"	10.3"		X
46630	P275/45ZR16	94W	A7 / R7	10.3"	25.6"	80.5"	9.0-11.0"	9.0"	11.2"		X
46706	P225/40ZR17	81W	A7 / R7	9.0"	23.8"	74.8"	7.0-9.0"	8.0"	9.6"	X	X
46711	P225/45ZR17	84W	A7 / R7	9.0"	24.7"	77.8"	7.0-9.0"	7.5"	9.7"	X	X
46716	P245/40ZR17	86W	A7 / R7	9.7"	24.3"	76.0"	8.0-9.5"	8.5"	10.3"	X	X
46721	P245/45ZR17	89W	A7 / R7	9.3"	25.5"	80.0"	7.5-9.0"	8.0"	10.0"		X
46729	P275/35ZR17	85W	A7 / R7	10.3"	24.7"	77.7"	9.0-11.0"	9.5"	11.0"	X	X
46730	P275/40ZR17	93W	A7 / R7	10.3"	25.5"	80.1"	9.0-11.0"	9.5"	11.0"	X	X
46733	P295/35ZR17	89W	A7 / R7	10.8"	25.3"	79.5"	10.0-12.0"	10.0"	11.6"	X	X
46735	P315/35ZR17	93W	A7 / R7	11.8"	25.6"	80.4"	11.0-12.0"	11.0"	12.6"	X	X
46740	P335/35ZR17	97W	A7 / R7	12.9"	25.6"	80.5"	11.0-13.0"	12.0"	13.6"	X	
46811	P225/40ZR18	83W	A7 / R7	8.8"	24.7"	77.6"	7.0-9.0"	8.0"	9.6"		X
46821	P245/35ZR18	80W	A7 / R7	9.4"	24.4"	76.7"	8.0-9.5"	8.5"	9.9"	X	X
46826	P245/40ZR18	88W	A7 / R7	9.0"	25.4"	79.8"	8.0-9.5"	8.5"	10.3"	X	X
46832	P255/35ZR18	82W	A7 / R7	10.3"	24.8"	77.8"	9.0-11.0"	9.0"	10.8"	X	X
46836	P275/35ZR18	87W	A7 / R7	10.3"	25.5"	80.2"	9.0-11.0"	9.5"	10.7"	X	X
46840	P285/30ZR18	86W	A7 / R7	10.9"	24.9"	78.1"	10.0-12.0"	10.0"	11.5"	X	X
46843	P295/30ZR18	88W	A7 / R7	10.8"	25.3"	79.5"	10.0-12.0"	10.0"	11.6"	X	X
46844	P295/40ZR18	98W	A7 / R7	10.4"	27.2"	85.6"	10.0-12.0"	10.5"	11.9"		X
46846	P315/30ZR18	91W	A7 / R7	11.8"	25.6"	80.5"	11.0-12.0"	11.0"	12.5"	X	X
46847	P315/40ZR18	102W	A7 / R7	11.3"	27.3"	85.7"	10.5-12.5"	11.0"	13.2"		X
46850	P335/30ZR18	95W	A7 / R7	12.8"	25.6"	80.5"	12.0-13.0"	12.0"	13.5"	X	X
46855	P345/35ZR18	100W	A7 / R7	13.2"	26.8"	84.2"	11.0-13.0"	12.0"	13.9"	X	X
46916	P235/35ZR19	79W	A7 / R7	9.25"	25.6"	80.5"	8.0-9.5"	9.0"	10.2"	X	X
46925	P265/35ZR19	86W	A7 / R7	9.6"	26.2"	82.3"	9.0-10.0"	9.0"	10.4"	X	X
46935	P295/30ZR19	89W	A7 / R7	10.4"	26.1"	82.1"	10.0-12.0"	10.0"	11.5"	X	X
46936	P295/35ZR19	92W	A7 / R7	10.0"	27.3"	86.0"	10.0-12.0"	10.0"	11.5"		X
46937	P315/30ZR19	93W	A7 / R7	12.0"	26.1"	82.2"	11.0-12.0"	11.0"	12.5"	X	X
46938	P315/35ZR19	96W	A7 / R7	11.3"	27.3"	85.7"	11.0-12.0"	12.0"	13.2"		X
46940	P315/40ZR19	103W	A7 / R7	11.3"	28.9"	90.7"	11.0-12.0"	11.0"	12.9"		X
46945	P325/30ZR19	94W	A7 / R7	12.2"	26.8"	84.1"	12.0-13.0"	13.0"	13.6"	X	X
46950	P345/30ZR19	98W	A7 / R7	13.0"	26.8"	84.3"	12.0-13.0"	13.0"	14.1"	X	X
46955	P245/35ZR20	95W	A7 / R7	9.1"	26.8"	84.3"	8.0-10.0"	8.5"	9.8"		X
46965	P265/30ZR20	95W	A7 / R7	9.8"	26.7"	83.9"	9.0-10.0"	9.5"	10.9"		X
46975	P285/30ZR20	99W	A7 / R7	9.9"	26.7"	84.0"	9.0-10.0"	10.0"	11.5"		X
46980	P295/30ZR20	101W	A7 / R7	10.6"	27.2"	85.5"	10.0-12.0"	10.5"	11.7"		X
46986	P305/30ZR20	103W	A7 / R7	11.8"	27.1"	85.3"	11.0-12.0"	12.0"	13.2"	X	X
46996	P335/25ZR20	103W	A7 / R7	12.8"	27.1"	85.5"	12.0-13.0"	12.0"	13.5"	X	X

WARNING: DOT labeled Hoosier Racing Tires meet Department of Transportation requirements for making and performance only and are **NOT INTENDED FOR HIGHWAY USE**. It is unsafe to operate any Hoosier Racing Tire including DOT tires on public roads. The prohibited use of Hoosier Racing tires on public roadways may result in loss of traction, unexpected loss of vehicle control, or sudden loss of tire pressure, resulting in a vehicle crash and possible **SERIOUS PERSONAL INJURY OR DEATH**.



REFER TO INSIDE FRONT COVER FOR NO WARRANTY POLICY AND WARNINGS.

INDEPENDENT DEALERS MUST ESTABLISH THEIR OWN PRICES. FOR PRICING CONTACT YOUR NEAREST DISTRIBUTOR ON BACK OF CATALOG.

CIRCUIT RACING D.O.T. - RADIAL WET

ITEM NUMBER	TIRE SIZE	LOAD/SPEED RATING	TREAD PATTERN	TREAD WIDTH	APPROX. DIA.	APPROX. CIRC.	RECOM. RIM WIDTH	MEASURED RIM WIDTH	SECTION WIDTH
46100	P185/60R13 H20	86H	D.O.T. Radial Wet	6.8"	21.5"	67.5"	5.0-7.0"	5.5"	7.7"
46105	P205/60R13 H20	86H	D.O.T. Radial Wet	7.2"	23.1"	72.5"	6.0-7.5"	7.0"	9.3"
46115	P205/55R14 W2	85H	D.O.T. Radial Wet	7.1"	23.5"	73.8"	5.5-7.5"	6.5"	8.7"
46125	P205/50R15 H20	84H	D.O.T. Radial Wet	7.1"	23.5"	73.8"	5.5-7.5"	6.5"	8.2"
46125	P205/50R15 SMW	84H	D.O.T. Radial Wet	7.1"	23.5"	73.8"	5.5-7.5"	6.5"	8.2"
46127	P225/45R15 W2	81H	D.O.T. Radial Wet	8.9"	22.9"	72.0"	7.0-8.5"	8.0"	9.4"
46140	P225/50R16 W2	91H	D.O.T. Radial Wet	8.8"	24.8"	77.9"	7.0-9.0"	7.0"	9.6"
46170	P225/45R17 W2	84H	D.O.T. Radial Wet	8.8"	24.8"	77.9"	7.0-9.0"	7.5"	9.5"
46175	P245/40R17 W2	86H	D.O.T. Radial Wet	9.0"	24.8"	77.9"	8.0-9.5"	8.0"	10.0"
46185	P275/40R17 W2	93H	D.O.T. Radial Wet	10.0"	25.2"	79.2"	9.0-11.0"	9.5"	11.3"
46205	P245/35R18 W2	80H	D.O.T. Radial Wet	9.0"	24.8"	77.9"	8.0-9.5"	8.0"	10.0"
46207	P245/40R18 W2	88H	D.O.T. Radial Wet	8.75"	25.5"	80.25"	8.0-9.5"	9.0"	9.75"
46215	P275/35R18 W2	87H	D.O.T. Radial Wet	10.0"	25.2"	79.2"	9.0-11.0"	9.5"	11.3"
46220	P305/30R18 W2	89H	D.O.T. Radial Wet	11.8"	25.6"	80.4"	11.0-12.0"	11.0"	12.7"
46230	P325/35R18 W2	130H	D.O.T. Radial Wet	12.0"	27.0"	84.6"	11.0-13.0"	12.0"	13.3"

WARNING: DOT labeled Hoosier Racing Tires meet Department of Transportation requirements for making and performance only and are **NOT INTENDED FOR HIGHWAY USE**. It is unsafe to operate any Hoosier Racing Tire including DOT tires on public roads. The prohibited use of Hoosier Racing tires on public roadways may result in loss of traction, unexpected loss of vehicle control, or sudden loss of tire pressure, resulting in a vehicle crash and possible **SERIOUS PERSONAL INJURY OR DEATH**.

NOTE: H Speed Rating = 130 mph/210 km/h.


FORMULA STUDENT (FSAE)

ITEM NUMBER	TIRE SIZE	APPLICATION	APPROX. WEIGHT	TREAD WIDTH.	APPROX. DIA.	RECOM. RIM WIDTH	MEASURED RIM WIDTH	SECTION WIDTH	COMPOUND SOFT TO FIRM
41100	6.0/18.0-10	FSAE-Slick	8LBS	6.0"	18.1"	6-7"	7.0"	8.5"	LCO
43070	16.0 x 6.0-10	FSAE-Slick	7LBS	6.0"	16.3"	6-7"	6.0"	6.9"	LCO, R20
43075	16.0 x 7.5-10	FSAE-Slick	8LBS	7.3"	16.2"	6-8"	8.0"	8.4"	LCO, R20
43100	18.0 x 6.0-10	FSAE-Slick	9LBS	6.2"	18.1"	6.5-7"	6.0"	8.1"	R20
43105	18.0 x 7.5-10	FSAE-Slick	10LBS	7.5"	18.3"	7-8"	8.0"	9.5"	R25B
43164	20.5 x 7.0-13	FSAE-Slick	11LBS	7.0"	21.0"	5.5-8"	6.0"	8.0"	R20
43167	20.0 x 7.5-13	FSAE-Slick	12LBS	8.0"	20.6"	7-9"	8.0"	9.4"	R20
44070	16.0 x 7.0-10	Circuit Wet	7.5LBS	7.0"	16.2"	6-7"	6.0"	7.6"	W3
44115	18.0 x 6.0-10	FSAE-Wet	9LBS	6.2"	17.8"	6-8"	6.0"	7.8"	W3
44125	19.5 x 6.5-10	Circuit Wet	10LBS	6.2"	19.5"	6-8"	6.0"	8.2"	Wet
44150	20.0 x 7.5-13	Circuit Wet	12LBS	7.4"	20.6"	6-8"	7.0"	8.3"	W3
44185	21.0 x 6.5-13	Circuit Wet	11LBS	6.7"	20.9"	6-8"	6.0"	7.2"	W3

RALLY

ITEM NUMBER	TIRE SIZE	TREAD PATTERN	TREAD WIDTH	APPROX. DIA.	APPROX. CIRC.	RECOM. RIM WIDTH	MEASURED RIM WIDTH	SECTION WIDTH	COMPOUND
44002	165/80R13	Gravel Rally - Right	5.3"	23.5"	74.0"	6.0"	6.0"	7.3"	MED, HARD, X HARD
44003	165/80R13	Gravel Rally - Left	5.3"	23.5"	74.0"	6.0"	6.0"	7.3"	MED, HARD, X HARD
44004	185/70R13	Gravel Rally - Right	5.8"	23.5"	74.0"	7.0"	7.0"	8.2"	MED, HARD, X HARD
44005	185/70R13	Gravel Rally - Left	5.8"	23.5"	74.0"	7.0"	7.0"	8.2"	MED, HARD, X HARD
44006	185/65R15	Gravel Rally - Right	6.5"	24.8"	78.0"	6.0"	6.0"	7.4"	MED, HARD, X HARD
44007	185/65R15	Gravel Rally - Left	6.5"	24.8"	78.0"	6.0"	6.0"	7.4"	MED, HARD, X HARD
44008	195/65R15	Gravel Rally - Right	6.7"	25.2"	79.0"	7.0"	6.0"	7.7"	MED, HARD, X HARD
44009	195/65R15	Gravel Rally - Left	6.7"	25.2"	79.0"	7.0"	6.0"	7.7"	MED, HARD, X HARD
44010	205/65R15	Gravel Rally - Right	7.1"	25.3"	79.5"	7.0"	7.0"	8.75"	MED, HARD, X HARD
44011	205/65R15	Gravel Rally - Left	7.1"	25.3"	79.5"	7.0"	7.0"	8.75"	MED, HARD, X HARD
44306	195/50R13	Tarmac Wet	6.9"	20.8"	65.3"	7.0"	7.0"	7.8"	W10
44316	225/45R13	Tarmac Wet	8.6"	20.9"	65.8"	7.5"	7.5"	8.8"	W10
44320*	195/50R13	Symmetric Tarmac	6.9"	20.8"	65.5"	7.5"	7.0"	7.6"	WET, DS
44325*	195/50R13	Symmetric Tarmac	6.9"	20.8"	65.5"	7.5"	7.0"	7.6"	DM, DH
44335*	225/45R13	Symmetric Tarmac	7.8"	20.8"	65.5"	7.5"	7.5"	8.5"	WET, DS
44340*	225/45R13	Symmetric Tarmac	7.8"	20.8"	65.5"	7.5"	7.5"	8.5"	DM, DH
44512	195/50R15	Tarmac Wet	7.0"	22.8"	71.5"	6.5"	6.5"	7.6"	W10
44522*	195/50R15	Symmetric Tarmac	7.2"	22.8"	71.5"	6.0"	6.5"	7.8"	WET, DS
44523*	195/50R15	Symmetric Tarmac	7.2"	22.8"	71.5"	6.0"	6.5"	7.8"	DM, DH
44524	225/45R15	Tarmac Wet	8.3"	23.0"	72.2"	7.0"	7.0"	8.6"	W10
44540*	225/45R15	Symmetric Tarmac	7.5"	22.7"	71.5"	7.5"	7.0"	8.6"	WET, DS
44545*	225/45R15	Symmetric Tarmac	7.5"	22.7"	71.5"	7.5"	7.0"	8.6"	DM, DH
44601*	195/50R16	Asymmetric Tarmac	7.6"	23.7"	74.0"	6.0"	6.5"	7.8"	WET, DS
44602*	195/50R16	Asymmetric Tarmac	7.6"	23.7"	74.0"	6.0"	6.5"	7.8"	DM, DH
44605	195/50R16	Tarmac Wet	7.0"	23.6"	74.1"	6.0"	6.0"	7.6"	W10
44701*	195/50R17	Asymmetric Tarmac	7.6"	24.6"	77.1"	7.0"	7.0"	7.9"	WET, DS
44702*	195/50R17	Asymmetric Tarmac	7.6"	24.6"	77.1"	6.0"	7.0"	7.9"	DM, DH
44705	195/50R17	Tarmac Wet	7.0"	24.6"	77.4"	6.0"	6.0"	7.4"	W10
44801*	225/40R18	Asymmetric Tarmac	8.6"	25.3"	79.4"	8.0"	8.0"	9.0"	WET, DS
44802*	225/40R18	Asymmetric Tarmac	8.6"	25.3"	79.4"	8.0"	8.0"	9.0"	DM, DH

* = E-MARK



REFER TO INSIDE FRONT COVER FOR NO WARRANTY POLICY AND WARNINGS.

INDEPENDENT DEALERS MUST ESTABLISH THEIR OWN PRICES. FOR PRICING CONTACT YOUR NEAREST DISTRIBUTOR ON BACK OF CATALOG.

OFF ROAD

DIRT BIKE

ITEM NUMBER	TIRE SIZE	TREAD PATTERN	TREAD WIDTH	APPROX. CIRC.	RECOM. RIM WIDTH	MEASURED RIM WIDTH	SECTION WIDTH	COMPOUND SOFT TO FIRM	APPLICATION
07000	60/100-10	Motocross Front	2.75"	48.0"	1.5"	1.5"	2.75"	MX30	50cc JR Front
07005	60/100-12	Motocross Front	2.70"	53.75"	1.5"	1.5"	2.70"	MX30	50cc SR Front
07010	70/100-10	Motocross Rear	3.12"	48.75"	1.5"	1.5"	3.12"	IMX30	50cc Rear
07020	80/100-12	Motocross Rear	3.70"	57.75"	1.6"	1.6"	3.70"	IMX30	65cc Rear
07025	70/100-17	Motocross Front	3.20"	72.75"	1.4"	1.4"	2.70"	MX30	85cc Front
07030	90/100-14	Motocross Rear	4.50"	68.5"	1.6"	1.6"	3.65"	IMX30	85cc Rear
07110	80/100-21	Motocross Front	3.86"	88.75"	1.6"	1.6"	3.86"	MX25S, MX30S	125, 250, 450cc
07113	80/100-21 C100	Motocross Front	3.86"	88.75"	1.6"	1.6"	3.86"	MX25S, MX30S	125, 250, 450cc
07114	80/100-21	Motocross Front	3.70"	87.75"	1.6"	1.6"	3.70"	MX25F, MX30F	125, 250, 450cc
07180	110/100-18	Motocross Rear	4.70"	84.50"	1.85-2.15"	2.15"	4.70"	IMX25, IMX30	125, 250, 450cc
07192	110/90-19 C100	Motocross Rear	4.65"	88.75"	1.85-2.15"	2.15"	4.65"	IMX20, IMX25	125, 250, 450cc
07193	110/90-19 C100	Motocross Rear	4.65"	88.75"	1.85-2.15"	2.15"	4.65"	IMX20, IMX25, IMX30	125, 250, 450cc
07201	120/80-19 C100	Motocross Rear	5.0"	85.75"	1.85-2.15"	2.15"	5.0"	IMX20, IMX25	125, 250, 450cc
07203	120/80-19 C100	Motocross Rear	5.0"	85.75"	1.85-2.15"	2.15"	5.0"	IMX20, IMX25, IMX30	250, 450cc
07218	120/90-18	Motocross Rear	5.10"	84.875"	2.15"	2.15"	5.10"	IMX25, IMX30	250, 450cc
07219	120/90-18 C100	Motocross Rear	5.10"	84.75"	2.15"	2.15"	5.10"	IMX25, IMX30	250, 450cc
07280	110/100-18	Soft Terrain	5.00"	85.125"	1.85-2.15"	2.15"	4.10"	ST1	125, 250, 450cc
07300	110/90-19	Soft Terrain	4.875"	86.0"	2.15"	2.15"	3.875"	ST1	125, 250, 450cc
07501	130/80-19	Flat Track Front	5.00"	85.125"	2.25-3.00"	2.4"	4.75"	FT40, FT50	Flat Track
07551	140/80-19	Flat Track Rear	5.65"	87.00"	2.75-3.50"	3.0"	5.20"	FT50	Flat Track

ATV / 3 WHEELER

ITEM NUMBER	TIRE SIZE	PLY RATING	TREAD PATTERN	TREAD WIDTH	APPROX. DIA.	APPROX. CIRC.	RECOM. RIM WIDTH	MEASURED RIM WIDTH	SECTION WIDTH	COMPOUND COMPARISON SOFT TO FIRM	APPLICATION
11940	12.0x 8.0-6	NA	Treaded Crossblock	8.0"	12.0"	37.5"	9-10"	10"	9.75"	D10A, D20A, D30A	Youth ATV Rear
11960	12.0x 9.0-6	NA	Treaded Crossblock	9.0"	12.0"	38.5"	9-10"	10"	10.25"	D10A, D20A, D30A	Youth ATV Rear
16050	16.0x 8.5-8	NA	Small Crossblock	8.5"	16.0"	53.5"	8-9"	9"	10.5"	T30	3 Wheeler
16105	21.0x 6.0-10	NA	Rib	7.0"	21.0"	66.0"	6-8"	7"	8.25"	T20	3 Wheeler Front
16110	18.0x11.0-10	NA	Wide Tri-Trac	10.0"	18.0"	57.0"	10"	10"	11.0"	T10, T20	Flat Track & TT
16115	18.0x10.0-10	NA	Tri-Trac	9.0"	18.0"	57.0"	9-10"	9"	10.5"	RD20, RD30	Flat Track & TT
16130	18.5x 6.0-10	NA	Tri-Trac Front	6.0"	18.5"	59.0"	5"	5"	7.5"	T10	Flat Track & TT
16250	18.0x 5.5-10	NA	ATV Front	5.5"	18.0"	57-58"	5"	5"	6.6"	D10, D12, RD20, RD30	Flat Track & TT
16275	18.5x 8.0-10	NA	Large Crossblock	8.5"	18.5"	59.0"	8"	8"	9.5"	D12	Flat Track & TT
16300	18.0x10.0-10	NA	Large Crossblock	10.0"	18.0"	58.0"	9-10"	10"	11.0"	D12, RD12, RD15, RD20, RD30	Flat Track & TT
16325	18.5x10.0-10	NA	Large Crossblock	10.0"	18.5"	59.0"	10"	10"	10.9"	D10, RD12, RD15	Flat Track & TT
16600	20.5x 6.0-10	NA	MX Front	5.0"	20.5"	63.25"	5"	5"	6.5"	MX 150	MX Front
16700	18.0x10.0-8	NA	MX Rear	8.5"	18.0"	56.5"	8"	8"	9.625"	MX150, MX200	MX Rear
16800	21.0x 7.0-10	6 PLY	MX Mud Front	6.0"	21.0"	67.5"	5"	5"	6.25"	XC200	MX Mud Front
16900	20.0x11.0-9	6 PLY	MX Mud Rear	9.75"	20.0"	62.5"	8"	8"	10.75"	XC200	MX Mud Rear
16910	20.0x11.0-9	6 PLY	MX Mud Rear	9.75"	20.0"	62.5"	8"	8"	10.75"	XC175	MX Mud Rear
42400	15.0/ 6.0-8	NA	ATV Front	6.0"	15.0"	49.0"	6"	6"	7.4"	D12, RD20	Flat Track & TT
42450	15.0/ 7.0-8	NA	Small Crossblock	7.0"	15.0"	49.0"	6"	6"	7.5"	RD20	Flat Track & TT
42500	15.0/ 8.0-8	NA	Small Crossblock	8.0"	15.0"	49.5"	7"	7"	8.5"	RD20	Flat Track & TT
42550	16.0/ 8.5-8	NA	Small Crossblock	8.5"	16.0"	53.5"	9"	9"	10.5"	RD20	Flat Track & TT

UTV / SxS

ITEM NUMBER	TIRE SIZE	TREAD PATTERN	TREAD WIDTH	APPROX. DIA.	APPROX. CIRC.	RECOM. RIM WIDTH	MEASURED RIM WIDTH	SECTION WIDTH	COMPOUND COMPARISON SOFT TO FIRM	APPLICATION
16105	21.0x6.0-10	RIB	7.0"	21.0"	66.0"	6-8"	7"	8.25"	S500, H500	RZR 170
16400	27.5/8.0-15	Super Chain Link	8.0"	27.75"	87.0"	7-8"	8"	10.5"	S500, M500	Prod 1000/PS
16450	27.5/8.0-15	Super Chain Link	8.75"	27.75"	87.0"	7-9"	8"	11.3"	S500, M500	Turbo 1000/PM
16510	30.0/10.0-15	Knobby	9.25"	29.5"	92.5"	7-8"	8"	10.25"	M500	Short Course

SOFT

FIRM

D10
D10A

RD12

D12

RD15

RD20
S500
D20A
T10



RD30

D30A M500
T20

MX150 XC175 MX200 XC200 T30

H500

WARNING: Not For recreational use. Hoosier ATV Tires are designed and manufactured for racing purpose only. Within a Closed course for organized competitions. The prohibited use of Hoosier Racing tires on public roadways may result in loss of traction, unexpected loss of traction, unexpected loss of vehicle control, or sudden loss of tire pressure, resulting in a vehicle crash and possible **SERIOUS PERSONAL INJURY OR DEATH.**



REFER TO INSIDE FRONT COVER FOR NO WARRANTY POLICY AND WARNINGS.

INDEPENDENT DEALERS MUST ESTABLISH THEIR OWN PRICES. FOR PRICING CONTACT YOUR NEAREST DISTRIBUTOR ON BACK OF CATALOG.



HOOSIER RACING TIRE

CORPORATE Head Quarters

65465 S.R. 931 ♦ Lakeville, IN 46536 ♦ (574) 784-3152 ♦ Fax: (574) 784-2385
www.hoosiertire.com

**Hoosier Racing Tire Europe
Continental Reifen Deutschland GmbH**

Buettnerstr. 25 ♦ 30165 Hannover, Germany ♦ +49 (172) 291-2544



DISTRIBUTORS

Hoosier Tire East

56-H Loomis Street ♦ Manchester, CT 06042
Phone: (860) 646-9646 ♦ Fax: (860) 646-2054
E-mail: rob@hoosiertireeast.com
www.hoosiertireeast.com

**Hoosier Tire Great Plains
Kansas**

11771 West Kellogg ♦ Wichita, KS 67209
Phone: (316) 462-1430 ♦ Fax: (316) 462-1487
E-mail: sales@hoosiertiregp.com
www.hoosiertiregp.com

**Hoosier Tire Mid-Atlantic
Pittsburgh**

111 South Pike Road, Suite 203 ♦ Sarver, PA 16055
Phone: (724) 360-8000 ♦ Fax: (724) 360-8044
E-mail: sales@hoosiermidatlantic.com
www.hoosiermidatlantic.com

**Hoosier Tire Mid-Atlantic
Baltimore**

2931 Industrial Park Drive ♦ Finksburg, MD 21048
Phone: (410) 833-2061 ♦ Fax: (410) 833-5921
E-mail: sales@hoosiermidatlantic.com
www.hoosiermidatlantic.com

**Hoosier Tire Midwest
Indianapolis**

4155 North CR 1000 East, Suite A
Brownsburg, IN 46112
Phone: (317) 858-1234 ♦ Fax: (317) 858-1307
E-mail: hoosiertiregirl@gmail.com
www.racetires.com

**Hoosier Tire Midwest
Springfield**

3886 E. State Route 54 ♦ Springfield, IL 62707
Phone: (217) 522-1955 ♦ Fax: (217) 670-0746
E-mail: jessica@racetires.com
www.racetires.com

**Hoosier Tire Midwest
Plymouth**

1801 Jim Neu Drive ♦ Plymouth, IN 46563
Phone: (574) 936-8344 ♦ Fax: (574) 936-1673
E-mail: hoosiertireply@aim.com
www.racetires.com

Hoosier Tire North

21601 John Deere Lane ♦ Rogers, MN 55374
Phone: (763) 428-8780 ♦ Fax: (800) 555-8577
E-mail: htrrace@aol.com ♦ bfollmer1@aol.com
www.hoosiertirenorth.com

Hoosier Tire Ohio Valley

1933 Staunton Turnpike ♦ Parkersburg, WV 26104
Phone: (304) 428-5000 ♦ Fax: (304) 485-8038
1-800-430-7223 ♦ E-mail: todd@poske.com
www.poske.com

Hoosier Tire South

Asphalt
P.O. Box 537 ♦ Welcome, NC 27374
Phone: (336) 731-6100 ♦ Fax: (336) 731-6086
E-mail: hoosierasp@lexcominc.net

Hoosier Tire South

Road & Drag
P.O. Box 6080 ♦ Maryville, TN 37802
Phone: (865) 984-3232 ♦ Fax: (865) 681-0775
E-mail: road&drag@hoosiertiresouth.com

Hoosier Tire South

Dirt Oval
P.O. Box 1437 ♦ Clinton, TN 37717
Phone: (865) 457-9888 ♦ Fax: (865) 457-8033
E-mail: hoosiertire@bellsouth.net

Hoosier Tire Southwest

Mesquite
103 Gross Road, Bldg. A ♦ Mesquite, TX 75149
Phone: (972) 289-RACE (7223) ♦ Fax: (972) 289-8055
E-mail: tom@smileysracing.com
tclonch@smileysracing.com ♦ www.smileysracing.com

Hoosier Tire Southwest

Oklahoma City
3208 SW 59th, Suite A ♦ Oklahoma City, OK 73119
Phone: (405) 686-7112 ♦ Fax: (405) 681-2242
E-mail: tom@smileysracing.com

Hoosier Tire Southwest

Houston
1622 Sawdust Road ♦ The Woodlands, TX 77380
Phone: (281) 362-7872 ♦ Fax: (281) 292-4996
E-mail: tom@smileysracing.com
tclonch@smileysracing.com ♦ www.smileysracing.com

Hoosier Tire West

2608 E. California ♦ Fresno, CA 93721
Phone: (559) 485-4612 ♦ Fax: (559) 485-4632
E-mail: racing@hoosiertirewest.com
www.hoosiertirewest.com

Hoosier Tire Canada - NY

1733 Maryland Avenue ♦ Niagara Falls, NY 14305
Phone: (716) 285-7502 ♦ Fax: (800) 285-1454
E-mail: usasales@bicknellracingproducts.com
www.bicknellracingproducts.com

INTERNATIONAL

Hoosier Tire Australia

17 Blind Road ♦ Nelson NSW, Australia 2765
Phone: (61) 296 791990 ♦ Fax: (61) 296 791187
E-mail: mdimport@bigpond.net.au
www.hoosier.com.au

Hoosier Tire Canada

117-119 Cushman Road
St. Catharines, Ontario, Canada L2M 6S9
Phone: (905) 685-7223 Ext. 221 ♦ Fax: (800) 891-0521
E-mail: ronmckay@bicknellracingproducts.com
www.hoosiertirecanada.com

Hoosier Tire New Zealand

32 William Pickering Drive
Albany, Auckland, 0632, New Zealand
Phone: (09) 415 1388 ♦ Fax: (09) 415 0788
E-mail: 8@cardwells.co.nz ♦ www.cardwells.co.nz

Hoosier Tire Western Canada

5601-45 ST ♦ Leduc, Alberta, Canada T9E 7B1
Phone: (780) 986-7223 ♦ Fax: (780) 986-5267
E-mail: timgee.99@gmail.com
www.geeandgeeracing.com

Hoosier Tire U.K.

P.O. Box 380 ♦ Horley Surrey, RH6 0WW
(England/Scotland/Wales/Ireland),
Netherlands (Holland), Belgium, Germany & France
Phone: +44 (0) 1293 863579
E-mail: info@hoosiertyre.co.uk
www.hoosiertyre.co.uk



TIRES DESIGNED FOR CHAMPIONS

To learn more about purchasing Hoosier tires in areas not listed, you can e-mail internationalsales@hoosiertire.com